

【表紙】

【提出書類】 有価証券届出書

【提出先】 関東財務局長

【提出日】 2022年3月8日

【発行者名】 ブラックロック・ジャパン株式会社

【代表者の役職氏名】 代表取締役社長 有田 浩之

【本店の所在の場所】 東京都千代田区丸の内一丁目8番3号

【事務連絡者氏名】 猪浦 純子

【電話番号】 03-6703-7940

【届出の対象とした募集(売出)内国投資信託受益証券に係るファンドの名称】 ブラックロック・アメリカ大陸ロング・ショート・ファンド（ダイワ投資一任専用）

【届出の対象とした募集(売出)内国投資信託受益証券の金額】 600億円を上限とします。

【縦覧に供する場所】 該当事項はありません。

(注) 本書において文中および表中の数字は四捨五入された数値として表示されている場合があり、従って合計として表示された数字はかかる数値の総和と必ずしも一致するとは限りません。

第一部【証券情報】

(1)【ファンドの名称】

ブラックロック・アメリカ大陸ロング・ショート・ファンド（ダイワ投資一任専用）
（以下「当ファンド」または「ファンド」といいます。）

(2)【内国投資信託受益証券の形態等】

追加型証券投資信託の受益権です。

当初元本は、1口当たり1円です。

ファンドの受益権は、社債、株式等の振替に関する法律（以下「社振法」といいます。）の規定の適用を受け、受益権の帰属は、後述の「(11)振替機関に関する事項」に記載の振替機関および当該振替機関の下位の口座管理機関（社振法第2条に規定する「口座管理機関」をいい、振替機関を含め、以下「振替機関等」といいます。）の振替口座簿に記載または記録されることにより定まります（以下、振替口座簿に記載または記録されることにより定まる受益権を「振替受益権」といいます。）。委託会社であるブラックロック・ジャパン株式会社は、やむを得ない事情等がある場合を除き、当該振替受益権を表示する受益証券を発行しません。また、振替受益権には無記名式や記名式の形態はありません。

当ファンドについて、委託会社の依頼により、信用格付業者から提供され、もしくは閲覧に供された信用格付または信用格付業者から提供され、もしくは閲覧に供される予定の信用格付はありません。

(3)【発行（売出）価額の総額】

600億円を上限とします。

当ファンドの運用戦略に適した運用規模・運用効率を勘案し、市場環境や資金流入の動向に応じて信託金の限度額を下回る段階で購入申込の受付を停止する場合があります。

(4)【発行（売出）価格】

購入受付日の翌営業日の基準価額とします。

基準価額につきましては、販売会社または下記にお問い合わせください。

ブラックロック・ジャパン株式会社

電話番号： 03-6703-4300（受付時間 営業日の9：00～17：00）

ホームページアドレス： www.blackrock.com/jp/

(5)【申込手数料】

購入時の申込手数料（以下「購入時手数料」といいます。）は、販売会社が独自に定めることができます。

（販売会社につきましては、「(8)申込取扱場所」に記載の照会先までお問い合わせください。）

なお、購入時手数料には消費税に相当する金額および地方消費税に相当する金額（以下「消費税等相当額」といいます。）が含まれています（以下同じ。）。

購入時手数料を徴収している販売会社はありません。

分配金の受取方法により、「分配金支払いコース」、「分配金再投資コース」の2つのコースがあります。「分配金再投資コース」を選択した投資者が、分配金を再投資する場合は、無手数料とします。

(6)【申込単位】

分配金の受取方法により、収益の分配時に分配金を受け取る「分配金支払いコース」と、分配金が税引き後、無手数料で再投資される「分配金再投資コース」の2つの購入方法があります。

取扱いを行なうコースおよび購入の申込単位（以下「購入単位」といいます。）は、各販売会社により異なりますので、詳細は販売会社にお問い合わせください。

(7)【申込期間】

2022年3月9日から2022年9月8日まで

申込期間は、上記期間満了前に有価証券届出書を提出することによって更新されます。

(8)【申込取扱場所】

ファンドの申込取扱場所（以下「販売会社」といいます。）については下記にお問い合わせください。

ブラックロック・ジャパン株式会社

電話番号： 03-6703-4300（受付時間 営業日の9：00～17：00）

ホームページアドレス： www.blackrock.com/jp/

(9)【払込期日】

ファンドの投資者は、販売会社が定める日までに購入代金（購入受付日の翌営業日の基準価額に購入口数を乗じた金額に、購入時手数料を加算した金額をいいます。）を販売会社に支払うものとします。

振替受益権に係る各購入受付日の発行価額の総額は、販売会社によって追加信託が行なわれる日に委託会社の指定する口座を経由して、受託会社の指定するファンド口座に払い込まれます。

購入時手数料を徴収している販売会社はありません。

(10)【払込取扱場所】

上記「(8)申込取扱場所」でお払い込みください。

(11)【振替機関に関する事項】

振替機関は、株式会社証券保管振替機構です。

(12)【その他】

購入代金の利息

購入代金には利息をつけません。

日本以外の地域における発行

行ないません。

購入不可日

販売会社の営業日であっても、ルクセンブルクの銀行の休業日、12月24日、その他実質的な主要投資対象ファンドの受付不可日のいずれかに該当する場合は、購入は受け付けません。

振替受益権について

ファンドの受益権は、社振法の規定の適用を受け、上記「(11)振替機関に関する事項」に記載の振替機関の振替業にかかる業務規程等の規則にしたがって取り扱われるものとします。

ファンドの分配金、償還金、換金代金は、社振法および上記「(11)振替機関に関する事項」に記載の振替機関の業務規程その他の規則にしたがって支払われます。

(参考)

投資信託振替制度とは、

- ・ファンドの受益権の発生、消滅、移転をコンピュータシステムにて管理します。
- ・ファンドの設定、換金、償還等がコンピュータシステム上の帳簿（「振替口座簿」といいます。）への記載・記録によって行なわれますので、受益証券は発行されません。

第二部【ファンド情報】

第1【ファンドの状況】

1【ファンドの性格】

(1)【ファンドの目的及び基本的性格】

「ブラックロック・アメリカ大陸ロング・ショート・ファンド（ダイワ投資一任専用）」（以下「当ファンド」または「ファンド」といいます。）は、市場動向に左右されない投資収益の達成を目標に運用を行ないません。

当ファンドは、追加型証券投資信託であり、追加型投信／海外／株式／特殊型（ロング・ショート型）に属しています。下記は、一般社団法人投資信託協会の「商品分類に関する指針」に基づき当ファンドが該当する商品分類・属性区分を網掛け表示しています。

<商品分類表>

単位型・追加型	投資対象地域	投資対象資産（収益の源泉）	補足分類
単位型投信 追加型投信	国内 海外 内外	株式 債券 不動産投信 その他資産（ ） 資産複合	インデックス型 特殊型 (ロング・ショート型)

<属性区分表>

投資対象資産	決算頻度	投資対象地域	投資形態	為替ヘッジ	特殊型
株式	年1回	グローバル	ファミリー	あり	ブル・ベア型
一般	年2回	日本	ファンド	(フルヘッジ)	条件付運用型
大型株	年4回	北米			
中小型株	年6回	欧州	ファンド・	なし	
債券	(隔月)	アジア	オブ・		ロング・ショ-
一般	年12回	オセアニア	ファンズ		ト型 / 絶対収益
公債	(毎月)	中南米			追求型
社債	日々	アフリカ			
その他債券	その他	中近東			その他
クレジット属性		(中東)			
不動産投信		エマージング			
その他資産					
(投資信託証券)					
資産複合					
資産配分固定型					
資産配分変更型					

< 各分類および区分の定義 >

・ 商品分類

単位型投信・追加型投信の区分	追加型投信	一度設定されたファンドであってもその後追加設定が行なわれ従来の信託財産とともに運用されるファンドをいう。
投資対象地域による区分	海外	目論見書又は投資信託約款において、組入資産による主たる投資収益が実質的に海外の資産を源泉とする旨の記載があるものをいう。
投資対象資産による区分	株式	目論見書又は投資信託約款において、組入資産による主たる投資収益が実質的に株式を源泉とする旨の記載があるものをいう。
補足分類	特殊型 (ロング・ショート型)	目論見書又は投資信託約款において、投資者に対して注意を喚起することが必要と思われる特殊な仕組みあるいは運用手法(ロング・ショート戦略)の記載があるものをいう。

・ 属性区分

投資対象資産による属性区分	その他資産(投資信託証券)	目論見書又は投資信託約款において、主として投資信託証券に投資する旨の記載があるものをいう。
決算頻度による属性区分	年1回	目論見書又は投資信託約款において、年1回決算する旨の記載があるものをいう。
投資対象地域による属性区分	北米 中南米	目論見書又は投資信託約款において、組入資産による投資収益が北米地域および中南米地域の資産を源泉とする旨の記載があるものをいう。
投資形態による属性区分	ファミリーファンド	目論見書又は投資信託約款において、親投資信託(ファンド・オブ・ファンズにのみ投資されるものを除く。)を投資対象として投資するものをいう。
為替ヘッジによる属性区分	為替ヘッジあり (フルヘッジ)	目論見書又は投資信託約款において、為替のフルヘッジ又は一部の資産に為替のヘッジを行なう旨の記載があるものをいう。なお、「為替ヘッジ」とは、対円での為替リスクに対するヘッジの有無をいう。
特殊型による属性区分	ロング・ショート型	目論見書又は投資信託約款において、ロング・ショート戦略により収益の追求を目指す旨の記載があるものをいう。

当ファンドは、ファミリーファンド方式で運用され、かつマザーファンドはファンド・オブ・ファンズ形式で運用されます。このため、組入れている資産を示す属性区分上の投資対象資産(その他資産(投資信託証券))と収益の源泉となる資産を示す商品分類上の投資対象資産(株式)とが異なります。

上記は、一般社団法人投資信託協会の定義を基に委託会社が作成したものを含まれます。なお、上記以外の商品分類・属性区分の定義については、一般社団法人投資信託協会のホームページ(<http://www.toushin.or.jp/>)をご参照ください。

信託金の限度額は、600億円です。ただし、委託会社は受託会社と合意のうえ、当該限度額を変更することができます。

当ファンドの運用戦略に適した運用規模・運用効率を勘案し、市場環境や資金流入の動向に応じて信託金の限度額を下回る段階で購入申込の受付を停止する場合があります。

ファンドの特色（当ファンドおよびマザーファンドの特色）

- a．当ファンドは、投資者と販売会社が締結する投資一任契約に基づいて、資産を管理する口座の資金を運用するためのファンドです。

当ファンドは、ダイワファンドラップ アクティブ・シリーズを構成するファンドの1つです。

当ファンドの購入の申込みを行なう投資者は、販売会社と投資一任契約の資産を管理する口座に関する契約および投資一任契約を締結する必要があります。

- b．アメリカ大陸株式（米国、カナダおよびラテンアメリカ諸国の株式）等を投資対象として、ロングショート（買い建て・売り建て）ポジションを構築することにより、市場動向に左右されない投資収益の達成を目標に運用を行ないます。

アメリカズ・ロングショート・マザーファンド受益証券への投資を通じて、主として米国、カナダおよびラテンアメリカ諸国の株式および株式関連の派生商品等に投資し、ロングショート（買い建て・売り建て）ポジションを構築する投資信託証券を実質的な主要投資対象とします。副次的な投資対象として、米国の短中期国債等に投資する投資信託証券にも投資を行ないます。通常、実質的な主要投資対象ファンドへの投資割合を高位に保ちます。

各投資信託証券への投資割合は、原則として市況動向および各投資信託証券の収益性等を勘案して委託会社が決定します。

実質的な主要投資対象ファンドは、米国、カナダおよびラテンアメリカ諸国の中小型株を含む約4,000の幅広い株式を投資候補銘柄とします。また、投資にあたってはデリバティブ取引（スワップなど）を活用します。

上記の投資候補銘柄数は、今後変更になる可能性があります。

買い建て額と売り建て額の合計であるグロスポジションは、実質的な主要投資対象ファンドの純資産総額の200～800%の範囲内とします。

実質的な主要投資対象ファンドの投資手法およびグロスポジションの割合は将来変更になる場合があります。

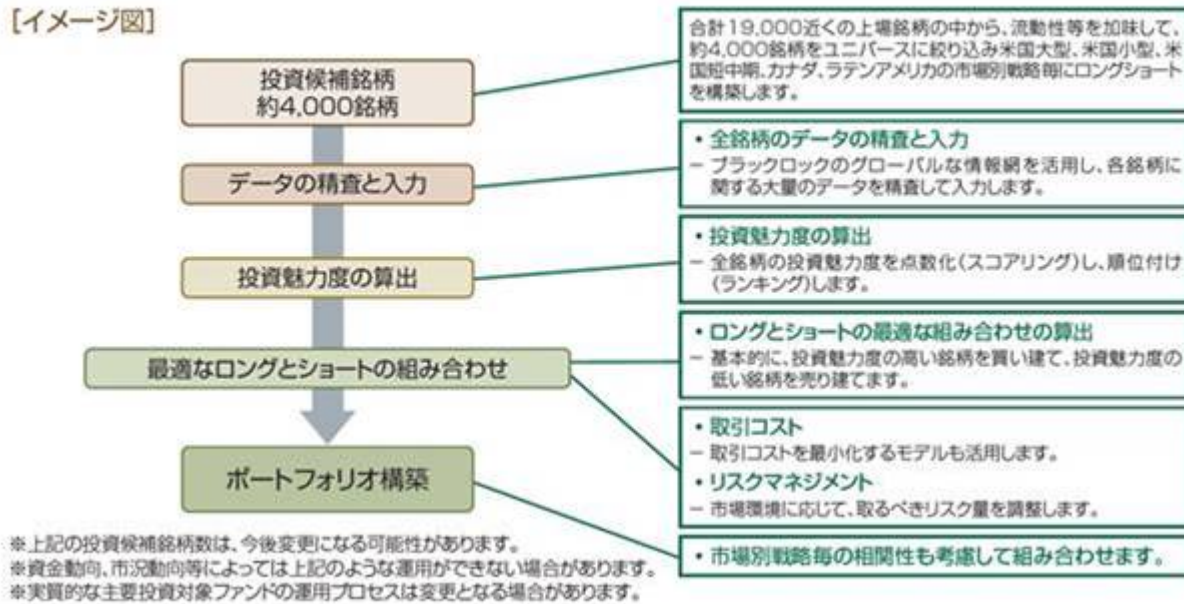
実質的な主要投資対象ファンドのロングショート戦略は、ブラックロック独自の計量モデルを活用することで運用を行ないます。

計量モデルとは、市場や株価の動きを計量的な数式で捉えようとするものです。大量の投資情報を活用し、リターン獲得を図るためのツールです。

<実質的な主要投資対象ファンドの運用プロセス>

独自の計量モデルを活用し、ロングショート戦略によりポートフォリオを構築します。

[イメージ図]



b. ファンドは、アメリカズ・ロングショート・マザーファンドをマザーファンドとするファミリーファンド方式で運用します。

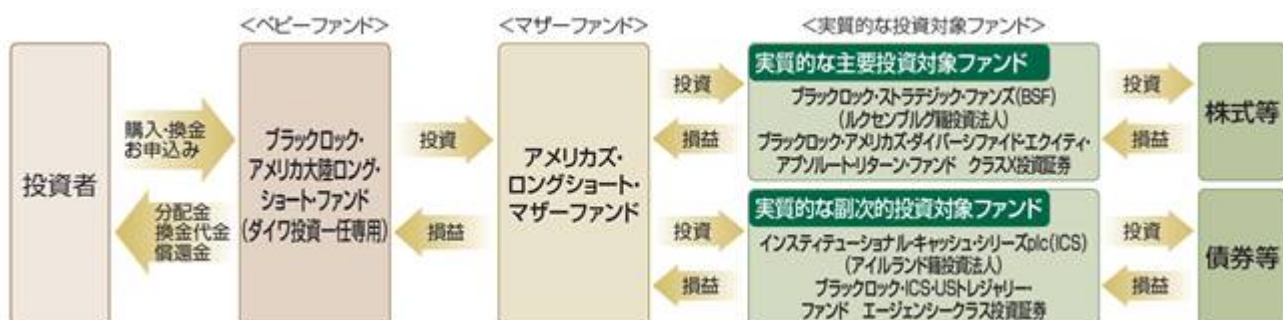
ファンドは、マザーファンドを通じて、投資信託証券を投資対象とするファンド・オブ・ファンズです。

マザーファンドは「BSF ブラックロック・アメリカズ・ダイバーシファイド・エクイティ・アブソルート・リターン・ファンド^{*1}」と「ICS ブラックロック・ICS・USTレジャーリー・ファンド^{*2}」に投資します。

*1 正式名称は、「ブラックロック・ストラテジック・ファンズ(ルクセンブルグ籍投資法人) ブラックロック・アメリカズ・ダイバーシファイド・エクイティ・アブソルート・リターン・ファンド クラスX投資証券」です。

*2 正式名称は、「インスティテューショナル・キャッシュ・シリーズplc(アイルランド籍投資法人) ブラックロック・ICS・USTレジャーリー・ファンド エージェンシークラス投資証券」です。

<ファンドの仕組み>



投資対象ファンドは、委託会社の判断により適宜見直しを行なうことがあります。

- c. 実質外貨建資産については、為替ヘッジにより為替変動リスクの低減を図ることを基本とします。

当ファンドは、マザーファンドが投資する米ドル建て投資信託証券等(実質外貨建資産)に対して対円の為替ヘッジを行いません。

また、実質的な主要投資対象ファンドは現地通貨建てで投資を行なう場合があり、通常は現地通貨にかかる為替変動リスクは、ロングショート戦略において相殺されますが、ロングポジションとショートポジションの割合が一致しない等の場合には米ドルに対する現地通貨の為替レートの変動が、間接的に当ファンドの運用成果に影響を与えます。

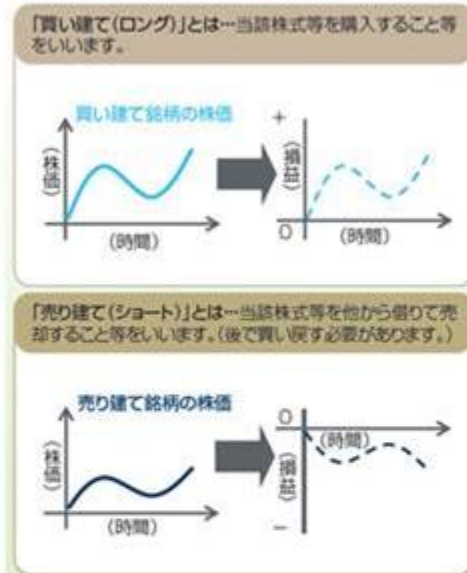
(追加的記載事項)

ロングショート戦略とは

- ロングショート戦略とは、相対的に投資魅力度の高い資産を買い建て(ロング)、相対的に投資魅力度が低い資産を売り建て(ショート)する投資手法をいいます。
「買い建て」銘柄の方が「売り建て」銘柄よりも良いパフォーマンスの場合にロングショート戦略全体としての損益はプラスになります(逆の場合には、損益はマイナスになります)。

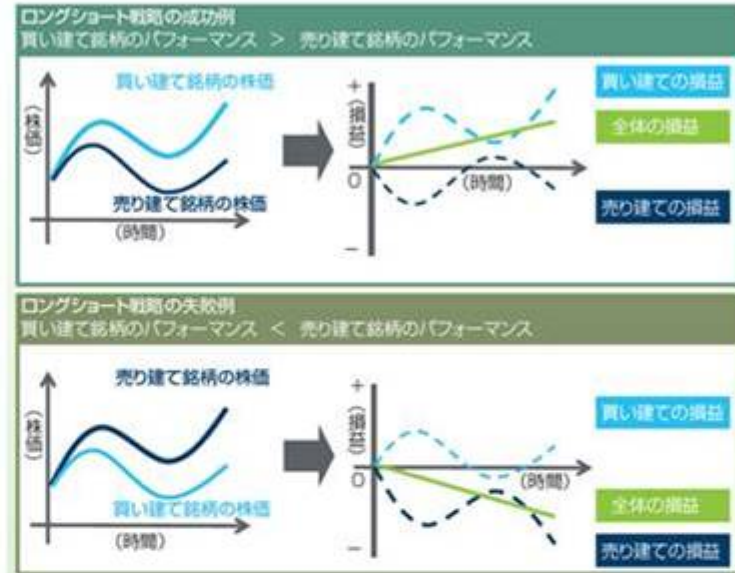
「買い建て」と「売り建て」について

[イメージ図]



ロングショート戦略による損益①

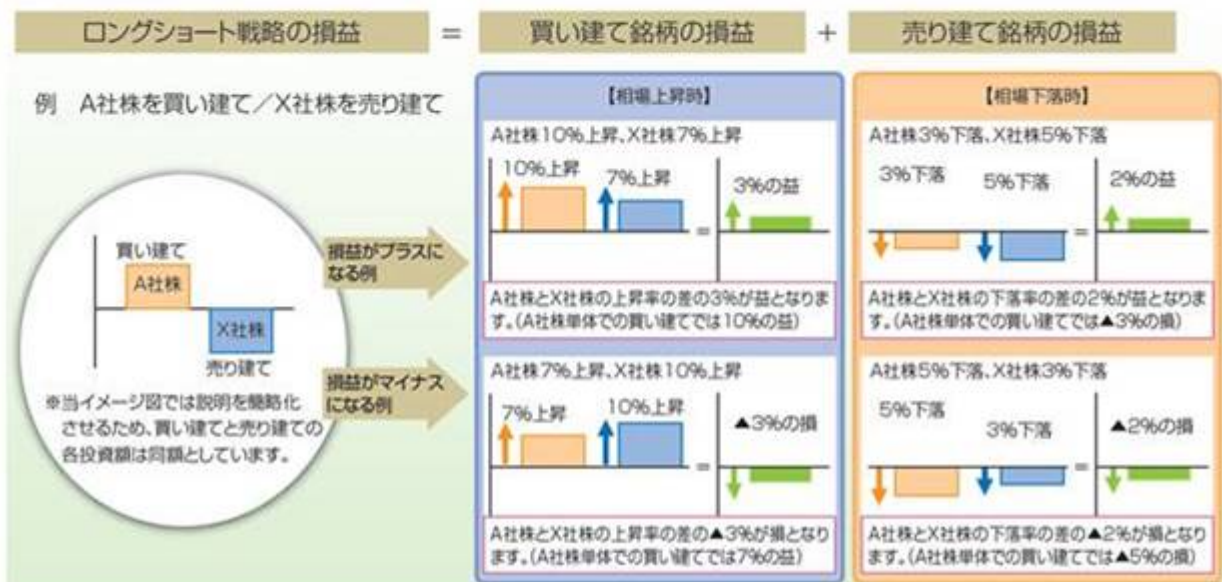
[イメージ図]



ロングショート戦略による損益②

- 買い建てと売り建てを同時に実施することで、株式市場全体の上昇・下落による影響を軽減させ投資銘柄固有の価格変動から得られる収益を効率的に獲得することを目指します。

[イメージ図]



※上記のイメージ図は、ロングショート戦略をご理解頂くことを目的に作成したものであり、当ファンドの運用成果等を保証するものではありません。

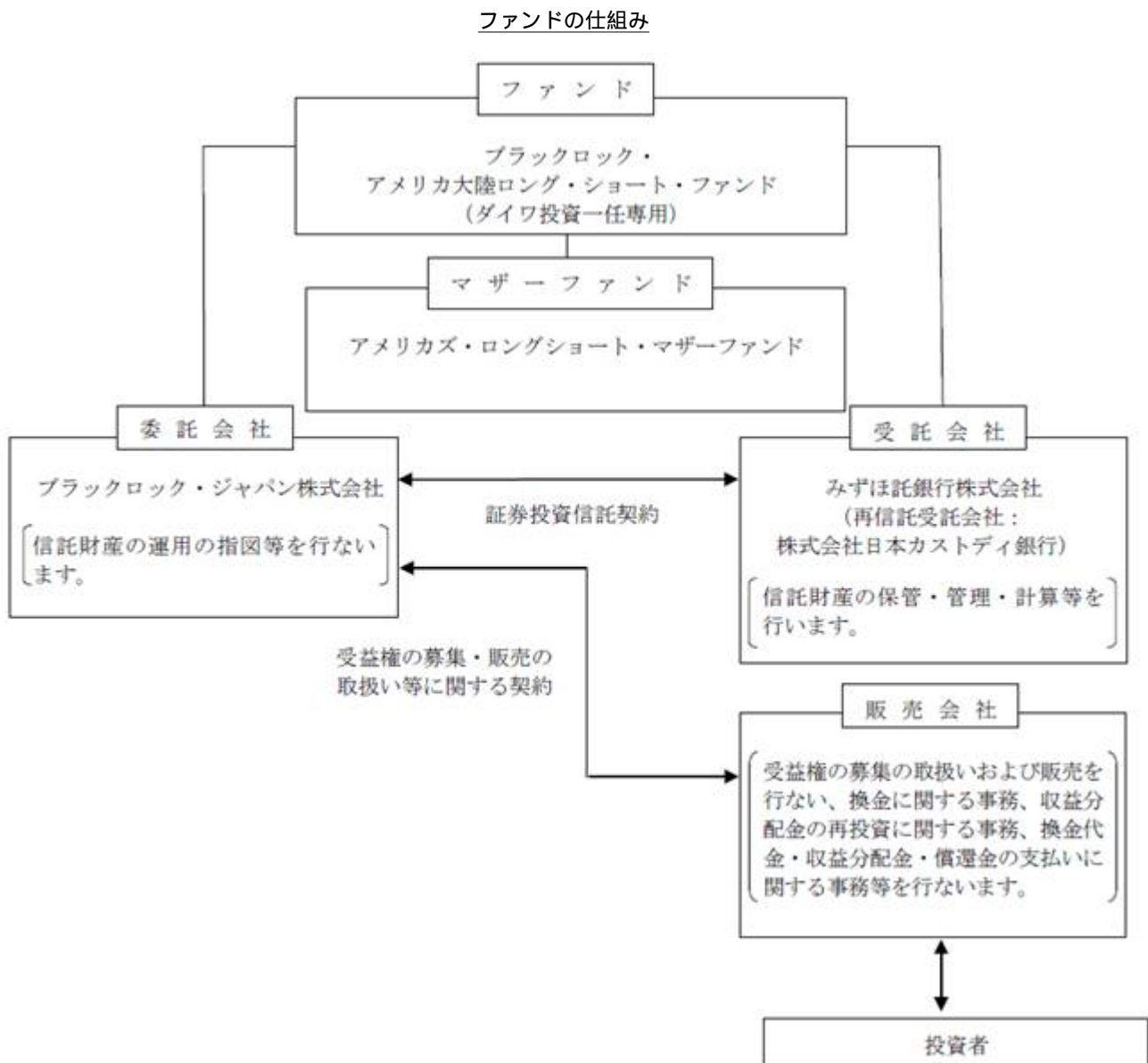
※実質的な主要投資対象ファンドにおける買い建てと売り建てに際しては、デリバティブ取引を活用します。

※ロングとショートの双方で損失した場合は、通常想定される以上に当ファンドの運用成果が影響を被る可能性があります。

(2) 【ファンドの沿革】

2016年9月26日 信託契約締結、ファンドの設定日、運用開始
 2017年3月18日 マザーファンド名称を変更
 「ブラックロック・アメリカズ・ロングショート・マザーファンド」から「アメリカズ・ロングショート・マザーファンド」に変更

(3) 【ファンドの仕組み】



< 契約等の概要 >

a. 「証券投資信託契約」

ファンドの設定・運営に関する事項、信託財産の運用・管理に関する事項、委託会社および受託会社の業務に関する事項、投資者に関する事項等について規定しています。

b. 「受益権の募集・販売の取扱い等に関する契約」

委託会社が販売会社に委託する受益権の募集販売の取扱い、換金事務、投資者に対する収益分配金および換金代金の支払い、その他これらの業務に付随する業務等について規定しています。

< 委託会社の概況 >

2021年12月末現在の委託会社の概況は、以下のとおりです。

a . 資本金 3,120百万円

b . 沿革

1985年1月	メリルリンチ投資顧問株式会社 (後のメリルリンチ・インベストメント・マネジャーズ株式会社)設立 1987年3月 証券投資顧問業者として登録 1987年6月 投資一任業務認可を取得 1997年12月 投資信託委託業務免許を取得
1988年3月	パークレイズ・デザート・ウェッド投資顧問株式会社 (後のパークレイズ・グローバル・インベスターズ株式会社)設立 1988年6月 証券投資顧問業者として登録 1989年1月 投資一任業務認可を取得 1998年3月 投資信託委託業務免許を取得
1999年4月	野村ブラックロック・アセット・マネジメント株式会社 (後のブラックロック・ジャパン株式会社)設立 1999年6月 証券投資顧問業者として登録 1999年8月 投資一任業務認可を取得
2006年10月	メリルリンチ・インベストメント・マネジャーズ株式会社を存続会社として、 ブラックロック・ジャパン株式会社と合併 新会社商号:「ブラックロック・ジャパン株式会社」
2009年12月	パークレイズ・グローバル・インベスターズ株式会社を存続会社として、 ブラックロック・ジャパン株式会社と合併 新会社商号:「ブラックロック・ジャパン株式会社」

c . 大株主の状況

株主名	住所	所有 株式数	所有比率
ブラックロック・ジャパン・ ホールディングス合同会社	東京都千代田区丸の内一丁目8番3号	15,000株	100%

2【投資方針】

(1)【投資方針】

アメリカズ・ロングショート・マザーファンド受益証券への投資を通じて、主として米国、カナダおよびラテンアメリカ諸国の株式および株式関連の派生商品等に投資し、ロングショート（売建および買建）ポジションを構築することにより市場動向に左右されない投資収益を追求する投資信託証券に投資を行いません。副次的な投資対象として、短期債券等に投資する投資信託証券にも投資を行いません。投資対象とする投資信託証券は、別に定めるブラックロック・グループの運用会社が運用するものとします。

実質外貨建資産については、為替ヘッジにより為替変動リスクの低減を図ることを基本とします。

資金動向、市況動向、残存信託期間等によっては、上記のような運用ができない場合もあります。

委託会社は、自己又は第三者の利益を図るために投資者の利益を害することとなる潜在的なおそれのある取引を行ない又は行なうことがある場合、投資者の利益を害しないことを確保するため、売買執行管理規程等の社内規程により管理します。

<参考> マザーファンドの運用の基本方針

アメリカズ・ロングショート・マザーファンド

- 運用の基本方針 -

1. 基本方針

この投資信託は、市場動向に左右されない投資収益の達成を目標に運用を行いません。

2. 運用方法

(1) 投資対象

主として米国、カナダおよびラテンアメリカ諸国の株式および株式関連の派生商品等に投資し、ロング・ショート（売建および買建）ポジションを構築することにより市場動向に左右されない投資収益を追求する投資信託証券に投資を行いません。副次的な投資対象として、短期債券等に投資する投資信託証券にも投資を行いません。投資信託証券には、国内投資信託または外国投資信託の受益証券、投資証券、または外国投資証券が含まれません。

(2) 投資態度

主として米国、カナダおよびラテンアメリカ諸国の株式および株式関連の派生商品等に投資し、ロング・ショート（売建および買建）ポジションを構築することにより市場動向に左右されない投資収益を追求する投資信託証券（以下、「主要投資対象ファンド」といいます。）に投資を行いません。副次的な投資対象として、短期債券等に投資する投資信託証券にも投資を行いません。投資対象とする投資信託証券は、別に定めるブラックロック・グループの運用会社が運用するものとします。

各投資信託証券への投資割合は、原則として市況動向および各投資信託証券の収益性等を勘案して委託会社が決定します。通常、主要投資対象ファンドへの投資割合を高位に保ちます。

別に定める投資信託証券は、委託会社の判断により、変更することがあります。

外貨建資産については、為替ヘッジにより為替変動リスクの低減を図ることを基本とします。

資金動向、市場動向、残存信託期間等によっては、上記のような運用ができない場合もあります。

(3) 投資制限

投資信託証券および短期金融商品（短期運用の有価証券を含みます。）以外への直接投資は行いません。

投資信託証券への投資割合には制限を設けません。

外貨建資産への投資割合には制限を設けません。

一般社団法人投資信託協会規則に定める一の者に係る株式等エクスポージャー、債券等エクスポージャーおよびデリバティブ等エクスポージャーの信託財産の純資産総額に対する比率は、原則としてそれぞれ10%、合計で20%を超えないものとし、当該比率を超えることとなった場合には、同規則にしたがい当該比率以内となるよう調整を行いません。

(2)【投資対象】

投資対象とする資産の種類

この信託において投資の対象とする資産の種類は、次に掲げる特定資産（「特定資産」とは、投資信託及び投資法人に関する法律（以下「投信法」といいます。）第2条第1項で定めるものをいいます。以下同じ。）とします。

- a．有価証券
- b．金銭債権
- c．約束手形（手形割引市場において売買される手形に限ります。）

投資対象とする有価証券

委託会社は、信託金を、主としてアメリカズ・ロングショート・マザーファンド受益証券のほか、次の有価証券（金融商品取引法第2条第2項の規定により有価証券とみなされる同項各号に掲げる権利を除きます。）に投資することを指図します。

- a．国債証券
- b．地方債証券
- c．特別の法律により法人の発行する債券および社債券（新株引受権証券と社債券とが一体となった新株引受権付社債券の新株引受権証券および短期社債券を除きます。）
- d．短期社債等（社債、株式等の振替に関する法律第66条第1号に規定する短期社債、保険業法第61条の10第1項に規定する短期社債、資産の流動化に関する法律第2条第8項に関する特定短期社債、商工組合中央金庫法第33条の2に規定する短期商工債、信用金庫法第54条の4第1項に規定する短期債および農林中央金庫法第62条の2第1項に規定する短期農林債をいいます。）
- e．コマーシャル・ペーパー
- f．外国または外国の者の発行する証券または証書で、前各号の証券または証書の性質を有するもの
- g．外国法人が発行する譲渡性預金証書

なお、a．からc．の証券を以下「公社債」といい、公社債にかかる運用の指図は買い現先取引（売戻し条件付の買い入れ）および債券貸借取引（現金担保付き債券借入れ）に限り行なうことができるものとします。

投資対象とする金融商品

このファンドの設定、換金、償還、投資環境の変動等への対応等、委託会社が運用上必要と認めるときには、有価証券のほか、次に掲げる金融商品（金融商品取引法第2条第2項の規定により有価証券とみなされる同項各号に掲げる権利を含みます。）により運用を指図することができます。

- a．預金
- b．指定金銭信託（金融商品取引法第2条第1項第14号に規定する受益証券発行信託を除きます。）
- c．コール・ローン
- d．手形割引市場において売買される手形

マザーファンドの投資対象ファンドの概要

(a) B S F ブラックロック・アメリカズ・ダイバーシファイド・エクイティ・アブソルート・リターン・ファンド

形態	ルクセンブルグ籍（オープン・エンド型）会社型外国投資証券（米ドル建て）
投資目的および投資態度	ファンドは株式等に投資するロングショート（買い建ておよび売り建て）ポジションを構築することにより、市場動向に係わらずプラスのアブソルート・リターンの追求を目指します。 ファンドの純資産の少なくとも70%を米国、カナダおよびラテンアメリカ諸国の株式もしくは株式関連の派生商品等へ投資を行いません。 ファンドは、投資対象とする株式市場へのネットエクスポージャーを最小限にすることを旨として、広く分散投資を行いません。
設定日	2012年2月17日
存続期間	無期限
主な投資対象	米国、カナダおよびラテンアメリカ諸国の株式もしくは株式関連の派生商品等に投資します。
主な投資制限	・同一発行体の譲渡性のある証券への投資は、原則としてファンドの純資産総額の10%以下とします。 ・純資産総額の5%を超えて投資しているすべての発行体について、ファンドが保有する譲渡性のある証券の総額は原則として純資産総額の40%を超えないものとします。
管理報酬	ありません。(注)
その他費用	管理業務会社、保管会社および名義書換事務代行会社への報酬等および事務諸費に要する費用についてはファンドから差し引かれます。
決算日	年1回（原則として5月末日）に決算を行いません。
収益分配方針	原則として、分配を行いません。
申込手数料	ありません。
管理会社	ブラックロック（ルクセンブルグ）エス・エー
投資顧問会社	ブラックロック・インスティテューショナル・トラスト・カンパニー、エヌ・エイ。
保管会社	ステート・ストリート・バンク・インターナショナル GmbH

(注) 投資対象ファンドにかかる報酬相当額は、委託会社の信託報酬より支払われます。

(b) ICS ブラックロック・ICS・USTレジャー・ファンド

形態	アイルランド籍(オープン・エンド型)会社型外国投資証券(米ドル建て)
投資目的および投資態度	ファンドは、流動性と元本の安定性を確保しつつ、安定的なインカム水準を追求します。ファンドは、米国短中期国債、米国政府によって発行されるその他債務権および現先取引に投資をします。現先取引の活用により流動性を確保します。
設定日	2008年9月29日
存続期間	無期限
主な投資対象	主としてファンドは、米国短中期国債、米国政府によって発行されるその他債務権および現先取引を主要投資対象とします。
主な投資制限	・同一発行体の譲渡性のある証券もしくは短期金融商品への投資は原則としてファンドの純資産総額の10%以下とします。
管理報酬 その他費用	管理報酬、保管報酬および事務の処理に要する諸費用がファンドから差し引かれます。
決算日	年1回(原則として9月30日)に決算を行いません。
収益分配方針	原則として、分配を行いません。
申込手数料	ありません。
管理会社	ブラックロック・アセット・マネジメント・アイルランド・リミテッド
投資顧問会社	ブラックロック・キャピタル・マネジメント・インク
保管会社	JPMorgan Bank (アイルランド) ピー・エル・シー

(3) 【運用体制】

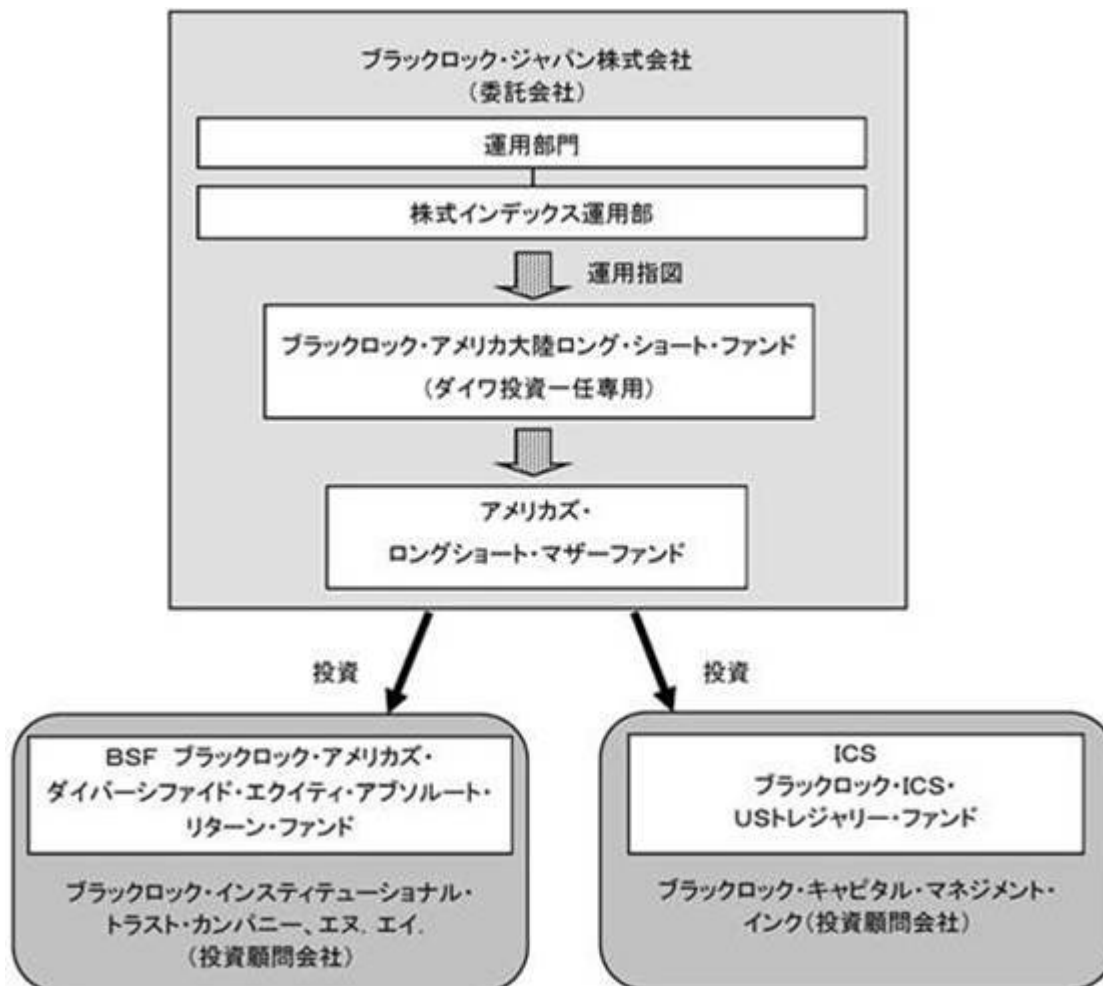
ファンドの運用・管理の各業務の役割分担を社内規程により定めております。

ファンドの運用については委託会社の運用部門が統括しています。

社内には内部監査を担当する部門、ファンドの運用状況やリスク状況等をモニターし、関連部署にフィードバックする部門、或いは投資委員会等開催により、各ファンドの投資方針等にわたって運用が行なわれているか確認する組織、機能が確立しています。

当ファンドの運用は、株式インデックス運用部（当ファンド担当：8名程度）が担当いたします。

運用体制図



運用体制等は、変更となる場合があります。

ブラックロック・グループ

ブラックロック・グループは、運用資産残高約10兆ドル^{*}（約1,153兆円）を持つ世界最大級の独立系資産運用グループであり、当社はその日本法人です。

当グループは、世界各国の機関投資家および個人投資家のため、株式、債券、キャッシュ・マネジメントおよびオルタナティブ商品といった様々な資産クラスの運用を行なっております。また、機関投資家向けに、リスク管理、投資システム・アウトソーシングおよびファイナンシャル・アドバイザー・サービスの提供を行なっております。

* 2021年12月末現在。(円換算レートは1ドル=115.155円を使用)

(4) 【分配方針】

収益分配方針

年1回の毎決算時（原則として6月15日。休業日の場合は翌営業日。）に、原則として以下の方針に基づき、分配を行ないます。

a．分配対象額の範囲

分配対象額の範囲は、経費控除後の繰越分を含めた利子・配当等収益および売買損益（繰越欠損補填後、評価損益を含みます。）等の全額とします。

b．分配対象収益についての分配方針

分配金額は、委託会社が基準価額水準、市況動向等を勘案して決定します。基準価額水準、市況動向等によっては分配を行わないことがあります。将来の分配金の支払いおよびその金額について保証するものではありません。

c．留保益の運用方針

留保益の運用については特に制限を設けず、委託会社の判断に基づき、元本部分と同一の運用を行ないます。

収益の分配

a．信託財産から生じる毎計算期末における利益は、次の方法により処理するものとします。

(a) 利子、配当金およびこれ等に類する収益から支払利息を控除した額（以下「配当等収益」といいます。）は、諸経費、諸費用（消費税に相当する金額および地方消費税に相当する金額（以下「消費税相当額」といいます。）を含みます。以下同じ。）、信託報酬（消費税等相当額を含みます。以下同じ。）を控除した後、その残額を投資者に分配することができます。なお、次期以降の分配に充てるため、その一部を分配準備積立金として積み立てることができます。

(b) 売買損益に評価損益を加減した利益金額（以下「売買益」といいます。）は、諸経費、諸費用および信託報酬を控除し、繰越欠損金のあるときは、その全額を売買益をもって補てんした後、投資者に分配することができます。なお、次期以降の分配に充てるため、分配準備積立金として積み立てることができます。

b．毎計算期末において、信託財産につき生じた損失は、次期に繰り越すものとします。

収益分配金の支払い

a．支払時期と支払場所

(a) 分配金支払いコースの場合

毎計算期間終了日後1ヵ月以内の委託会社の指定する日（原則として5営業日以内）に、毎計算期間の末日において振替機関等の振替口座簿に記載または記録されている投資者にお支払いを開始します。収益分配金は販売会社の営業所等において支払います。

(b) 分配金再投資コースの場合

累積投資契約に基づき、受託会社が委託会社の指定する預金口座等に払い込むことにより、原則として毎計算期間終了日の翌営業日に収益分配金が販売会社に支払われます。この場合、販売会社は投資者に対し遅滞なく収益分配金の再投資にかかる受益権の売り付けを行ないます。当該売り付けにより増加した受益権は、振替口座簿に記載または記録されます。

b．時効

投資者が、a．(a)に規定する支払開始日から5年間支払い請求を行わない場合はその権利を失い、委託会社が受託会社から交付を受けた金銭は委託会社に帰属します。

(5) 【投資制限】

以下は当ファンドの約款で定める投資制限です。

投資信託証券および短期金融商品（短期運用の有価証券を含みます。）以外への直接投資は行ないません。

投資信託証券への投資制限

投資信託証券への実質投資割合には制限を設けません。

外貨建資産への投資制限

外貨建資産への実質投資割合には、制限を設けません。

特別の場合の外貨建有価証券への投資制限

外貨建有価証券への投資については、わが国の国際収支上の理由等により、特に必要と認められる場合には、制約されることがあります。

公社債の借入れ

- a. 委託会社は、信託財産の効率的な運用に資するため、公社債の借入れの指図をすることができます。なお、当該公社債の借入れを行なうにあたり担保の提供が必要と認められた時は、担保の提供の指図を行なうものとします。
- b. a. の指図は、当該借入れにかかる公社債の時価総額が信託財産の純資産総額の範囲内とします。
- c. 信託財産の換金等の事由により、b. の借入れにかかる公社債の時価総額が信託財産の純資産総額を超えることとなった場合には、委託会社は速やかに、その超える額に相当する借入れた公社債の一部を返還するための指図をするものとします。
- d. a. の借入れにかかる品借料は信託財産中から支弁します。

外国為替予約の指図および範囲

委託会社は、信託財産に属する外貨建資産とマザーファンドの信託財産に属する外貨建資産のうち信託財産に属するとみなした額（信託財産に属するマザーファンドの時価総額にマザーファンドの信託財産の純資産総額に占める外貨建資産の時価総額の割合を乗じて得た額をいいます。）との合計額について、当該外貨建資産の為替ヘッジのため、外国為替の売買の予約取引の指図をすることができます。

信用リスク集中回避のための投資制限

一般社団法人投資信託協会規則に定める一の者に係る株式等エクスポージャー、債券等エクスポージャーおよびデリバティブ等エクスポージャーの信託財産の純資産総額に対する比率は、原則としてそれぞれ10%、合計で20%を超えないものとし、当該比率を超えることとなった場合には、同規則にしたがい当該比率以内となるよう調整を行ないます。

資金の借入れ

- a. 委託会社は、信託財産の効率的な運用ならびに運用の安定性に資するため、換金に伴う支払資金の手当て（換金に伴う支払資金の手当てのために借入れた資金の返済を含みます。）を目的として、または再投資にかかる収益分配金の支払資金の手当てを目的として、資金借入れ（コール市場を通じる場合を含みます。）の指図をすることができます。なお、当該借入金をもって有価証券等の運用は行なわないものとします。
- b. 換金に伴う支払資金の手当てにかかる借入期間は、投資者への換金代金支払開始日から信託財産で保有する有価証券等の売却代金の受渡日までの間または投資者への換金代金支払開始日から信託財産で保有する有価証券等の換金代金入金日までの間もしくは投資者への換金代金支払開始日から信託財産で保有する有価証券等の償還金の入金日までの期間が5営業日以内である場合の当該期間とし、資金借入額は当該有価証券等の売却または換金代金および有価証券等の償還金の合計額を限度とします。
ただし、資金の借入額は、借入れ指図を行なう日における信託財産の純資産総額の10%を超えないこととします。

- c . 収益分配金の再投資にかかる借入期間は信託財産から収益分配金が支弁される日からその翌営業日までとし、資金借入額は収益分配金の再投資額を限度とします。
- d . 借入金の利息は信託財産中より支弁します。

3【投資リスク】

(1) 投資リスク

ファンドの基準価額は、組入れられている有価証券の値動きの他、為替変動による影響を受けます。これらの信託財産の運用により生じた損益はすべて投資者の皆様へ帰属します。したがって、当ファンドは元金および元金からの収益の確保が保証されているものではなく、基準価額の下落により投資者は損失を被り、元金を割り込むことがあります。また、投資信託は預貯金と異なります。

当ファンドにかかる主なリスクは以下の通りです。

基準価額の変動要因

a．ロングショート戦略によるリスク

当ファンドの実質的な主要投資対象ファンドは、計量モデルを活用したロングショート戦略による運用を行なうことで投資収益を追求しますが、当戦略がその目的を達成できる保証はありません。ロング（買い建て）した銘柄の価格が下落した場合、もしくはショート（売り建て）した銘柄の価格が上昇した場合は損失が発生し、それに伴い当ファンドの基準価額が下落する可能性があります。またロングとショートの双方で損失した場合は、通常想定される以上に当ファンドの運用成果に影響を被る可能性があります。

b．株式の価格変動リスク

当ファンドの実質的な主要投資対象ファンドは、米国、カナダおよびラテンアメリカ諸国の発行体が発行する株式および株式関連の派生商品に投資を行ないません。したがって、米国、カナダおよびラテンアメリカ諸国の経済・市場動向または投資対象企業の経営・財務状況に応じて、株式あるいは株式関連の派生商品の価格等が変動し、当ファンドの運用成果に影響を与えます。

（中小型株式投資のリスク）

当ファンドの実質的な主要投資対象ファンドは、株式市場平均に比べ時価総額の小さな企業の株式および株式関連の派生商品にも投資を行ないません。これらの企業への投資は、株式市場全体の平均に比べて結果としてより大きな値上がりもしくは値下がりとなる可能性があります。これは比較的小規模の企業は大規模の企業に比べ収益の変動が大きくなる傾向があることに加え、株式市場における需給関係の変動の影響を受けやすいためです。

（カントリー・リスク）

当ファンドの実質的な主要投資対象ファンドはラテンアメリカ諸国の株式市場にも投資をします。ラテンアメリカ諸国のようなエマージング諸国の経済は、先進諸国に比べて不安定であり、その株式市場を取り巻く社会的・経済的環境はより不透明な場合が多く、エマージング諸国の政府は自国経済を規制または監督する上で大きな影響力を行使することがあります。したがって、主として先進国市場に投資する場合に比べて、投資先の国の政治・経済事情、通貨・資本規制等の要因により、より大幅に株価が変動することが考えられ、それに伴い当ファンドの運用成果に影響を与えます。

c．デリバティブ取引のリスク

当ファンドの実質的な主要投資対象ファンドは、株式関連の派生商品（先物・スワップなど）に投資を行ないません。先物・スワップなどのデリバティブ取引は、現物資産への投資に代わって投資目的を効率的に達成するために用いられ、あるいは価格変動による影響を回避するために用いられますが、その目的が達成される保証はなく、損失が発生する可能性があります。デリバティブ取引はコストとリスクが伴い、当ファンドの運用成果に影響を与えます。

（レバレッジ・リスク）

デリバティブ取引では、一般的に想定元本に対して比較的小額の証拠金・担保金等を取引相手に差入れることで、より大きな金額の取引を行ないます。当ファンドの実質的な主要投資対象ファンドでは、ファンドの純資産規模を上回る金額のデリバティブ取引を行ないます。その結果として、いわゆる「てこ（レバレッジ）の原理」により市場価格の変動が増幅され、大きな影響を被る可能性があります。

（デリバティブ取引の取引先に関するリスク）

デリバティブ取引の相手方が倒産等の事態に陥った場合は、取引契約が不履行となり、取引の清算の遅延等により、大きな損失を被る可能性があります。このような事態が生じた場合には当ファンドの運用成果に影響を与えます。

d．為替変動リスク

当ファンドのマザーファンドは、為替変動リスクの低減を図ることを目指し、原則として外貨建資産に対して為替ヘッジを行ないますが、為替変動による影響の全てを回避することはできません。また、ヘッジ対象通貨の金利が円金利よりも高い場合、ヘッジ・コストがかかります。

なお、実質的な主要投資対象ファンドは現地通貨建てで投資を行なう場合があります。通常は現地通貨にかかる為替変動リスクは、ロングショート戦略において相殺されますが、ロングポジションとショートポジションの割合が一致しない等の場合には米ドルに対する現地通貨の為替レートの変動が、当ファンドの運用成果に影響を与えます。

e．債券投資のリスク

当ファンドの実質的な投資対象ファンドは、債券へも投資を行ないます。債券の価格は、政治、経済、社会情勢等の影響により金利が上昇すれば下落し、金利が低下すれば上昇します。したがって、金利の変動が当ファンドの運用成果に影響を与えます。また、投資した債券の発行体の財務状況により、債務不履行が生じることがあります。債務不履行が生じた場合には、債券価格が下落する等、当ファンドの運用成果に影響を与えます。

ファンド運営上のリスク

a．購入および換金の受付の中止・取消

金融商品取引所等における取引の停止、外国為替取引の停止、主要投資対象ファンドの取引停止、決済機能の停止その他やむを得ない事情があるときは、受益権の購入および換金の受付を中止する場合があります。また、この場合、既に受付けた受益権の購入および換金の受付についても取り消す場合があります。

b．ファンドの繰上償還

当ファンドは換金により受益権の口数が20億口を下回ることとなった場合、または投資者のため有利と認められる場合、その他やむを得ない事情が発生したとき等は、ファンドを償還させる場合があります。

c．法令・税制・会計等の変更

法令・税制・会計方法等は今後変更される可能性があります。

d．流動性リスクに関する事項

当ファンドが保有する資産の市場環境等の状況により、保有有価証券の流動性が低下し、投資者からの換金請求に制約がかかる等のリスク（流動性リスク）があります。当ファンドにおいて流動性リスクが顕在化すると考えられる状況は以下の通りです。

- ・ 経済全体または個別企業の業績の影響により、株価変動が大きくなるまたは取引量が著しく少なくなる等、株式市場動向が不安定になった場合
- ・ デリバティブ市場において価格変動が大きくなるまたは取引量が著しく少なくなる等、デリバティブ市場動向が不安定になった場合
- ・ 主要投資対象とするファンドの購入・換金に制限がかかった場合

金融商品取引所等における取引の停止時、決済機能の停止時または大口の換金請求については、換金請求に制限がかかる場合があります。

e．収益分配金に関する留意点

分配金は、預貯金の利息とは異なりファンドの純資産から支払われますので、分配金が支払われると、その金額相当分、基準価額は下がります。

分配金は、計算期間中に発生した運用収益（経費控除後の配当等収益および評価益を含む売買益）を超えて支払われる場合があります。計算期間中に運用収益があった場合においても、当該運用収益を超えて分配を行なった場合、当期決算日の基準価額は前期決算日の基準価額と比べて下落することになります。したがって、分配金の水準は必ずしも計算期間におけるファンドの収益率を示すものではありません。

投資者の個別元本の状況によっては、分配金の一部または全部が、実質的に元本の一部払戻しに相当する場合があります。個別元本とは、追加型投資信託を保有する投資者毎の取得元本のことで、投資者毎に異なります。

(2) リスクの管理体制

委託会社ではリスク管理を重視しており、独自開発のシステムを用いてリスク管理を行なっております。具体的には、運用担当部門から独立したリスク管理担当部門においてファンドの投資リスクおよび流動性リスクの計測・分析、投資・流動性制限のモニタリングなどを行なうことにより、ファンドの投資リスク（流動性リスクを含む）が運用方針に合致していることを確認し、その結果を運用担当部門にフィードバックするほか、社内関係者で共有しております。また、委託会社の業務に関するリスクについて社内規程を定めて管理を行なっております。

その他、デリバティブ取引のリスク管理として、実質的な投資対象ファンドの投資顧問会社ではリスク管理部門内に取引先リスクの管理専任部署を設置、取引先の承認、財務状況のモニタリング、ならびに取引先毎の取引額のモニタリングを行なっています。

リスクの管理体制は、変更となる場合があります。

(参考情報)

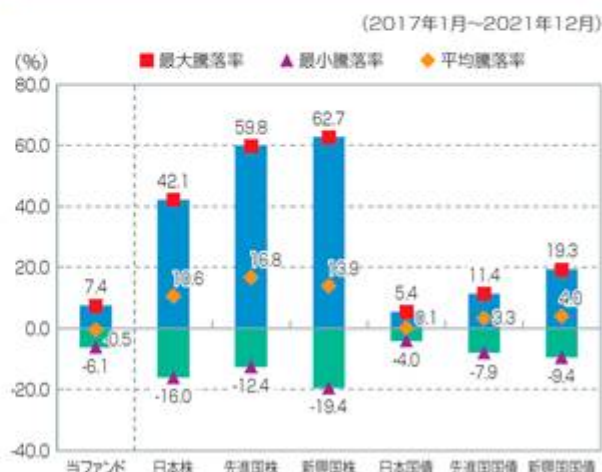
●下記のグラフは、ファンドと代表的な資産クラスを定量的に比較できるように作成したものです。

右のグラフは過去5年間における年間騰落率（各月末における直近1年間の騰落率）の平均・最大・最小を、ファンドおよび他の代表的な資産クラスについて表示しています。また左のグラフはファンドの過去5年間における年間騰落率の推移を表示しています。

ファンドの年間騰落率と分配金再投資基準価額の推移



他の代表的な資産クラスとの騰落率の比較



※各資産クラスは、ファンドの投資対象を表しているものではありません。

※ファンドの年間騰落率は、分配金（税引前）を分配時にファンドへ再投資したものとみなして計算したものであり、実際の基準価額に基づいて計算した年間騰落率とは異なる場合があります。

※ファンドの年間騰落率において、過去5年間分のデータが算出できない場合は以下のルールで表示しています。

- ①年間騰落率に該当するデータがない場合には表示されません。
- ②年間騰落率が算出できない期間がある場合には、算出可能な期間についてのみ表示しています。

※各資産クラスの指数

日本株……東証株価指数（配当込み）
 先進国株……MSCIコクサイ指数（配当込み、円ベース）
 新興国株……MSCIエマージング・マーケット・インデックス（配当込み、円ベース）
 日本国債……NOMURA-BPI国債
 先進国国債……FTSE世界国債インデックス（除く日本、円ベース）
 新興国国債……J.P.モルガン・ガバメント・ボンド・インデックス・エマージング・マーケット・グローバル・ディバースィファイド（円ベース）
 （注）海外の指数は、為替ヘッジなしによる投資を想定して、円ベースとしております。

<各指数について>

東証株価指数（配当込み）は、東京証券取引所第一部に上場されている全銘柄を対象に時価総額を指数として算出したものです。東証株価指数（配当込み）は、株式会社東京証券取引所（株）東京証券取引所の知的財産であり、この指数の算出、数値の公表、利用など株価指数に関するすべての権利は、（株）東京証券取引所が有しています。（株）東京証券取引所は、東証株価指数（配当込み）の算出もしくは公表の方法の変更、東証株価指数（配当込み）の算出もしくは公表の停止または東証株価指数（配当込み）の商標の変更もしくは使用の停止を行なう権利を有しています。

MSCIコクサイ指数（配当込み、円ベース）およびMSCIエマージング・マーケット・インデックス（配当込み、円ベース）は、MSCI Inc.が開発、計算した株価指数です。MSCIコクサイ指数（配当込み、円ベース）は日本を除く世界の主要先進国の株式を、また、MSCIエマージング・マーケット・インデックス（配当込み、円ベース）は新興国の株式を対象として算出した指数です。同指数に関する著作権、知的財産その他の一切の権利は、MSCI Inc.に帰属します。また、MSCI Inc.は同指数の内容を変更する権利及び公表を停止する権利を有しています。

NOMURA-BPI国債は、野村證券株式会社が公表している指数で、日本国債の市場全体の動向を表す投資収益指数です。同指数に関する知的財産権は野村證券株式会社に帰属します。なお、野村證券株式会社は、NOMURA-BPI国債の正確性、完全性、信頼性、有用性を保証するものではなく、NOMURA-BPI国債を用いて行なわれるブラックロック・ジャパン株式会社の事業活動・サービスに関し一切責任を負いません。

FTSE世界国債インデックス（除く日本、円ベース）は、FTSE Fixed Income LLCにより運営され、日本を除く世界主要国の国債の総合収益率を各市場の時価総額で加重平均した債券インデックスです。同指数はFTSE Fixed Income LLCの知的財産であり、指数に関するすべての権利は、FTSE Fixed Income LLCが有しています。

J.P.モルガン・ガバメント・ボンド・インデックス・エマージング・マーケット・グローバル・ディバースィファイド（円ベース）は、J.P.モルガン・セキュリティティーズ・エルエルシーが発表しており、新興国の現地通貨建ての国債を対象として算出した指数です。同指数に関する著作権はJ.P.モルガン・セキュリティティーズ・エルエルシーに帰属しています。

4【手数料等及び税金】

(1)【申込手数料】

購入時の申込手数料（以下「購入時手数料」といいます。）は、販売会社が独自に定めることができます。販売会社につきましては、下記にお問い合わせください。

ブラックロック・ジャパン株式会社

電話番号： 03-6703-4300（受付時間 営業日の9：00～17：00）

ホームページアドレス： www.blackrock.com/jp/

なお、購入時手数料には消費税等相当額が含まれます（以下同じ。）。

購入時手数料は、購入時の商品説明、販売に関する事務手続き等の役務の対価として販売会社にお支払いいただくものです。

購入時手数料を徴収している販売会社はありません。

分配金の受取方法により、「分配金支払いコース」、「分配金再投資コース」の2つのコースがあります。「分配金再投資コース」を選択した投資者が、分配金を再投資する場合は、無手数料とします。

(2)【換金（解約）手数料】

換金手数料

ありません。

信託財産留保額

ありません。

(3)【信託報酬等】

信託報酬の総額

計算期間を通じて毎日、信託財産の純資産総額に年1.9008%（税抜1.728%）の率を乗じて得た金額とします。

信託報酬に係る委託会社、販売会社、受託会社間の配分および当該報酬を対価とする役務の内容は次の通りとします。

	信託報酬の配分	役務の内容
委託会社	年1.76% (税抜1.60)	ファンドの運用、基準価額の計算、運用報告書等各種書類の作成等
販売会社	年0.11% (税抜0.10%)	運用報告書等各種書類の送付、口座内でのファンドの管理、購入後の情報提供等
受託会社	年0.0308% (税抜0.028%)	運用財産の管理、委託会社からの指図の実行等

実質的な投資対象ファンドにかかる報酬相当額は、委託会社の信託報酬より支払われます。

信託報酬の支払時期と支払方法等

信託報酬は、日々計上され、毎計算期間の最初の6ヵ月終了日（当該終了日が休業日の場合はその翌営業日とします。）および毎計算期末または信託終了のとき信託財産中から支弁するものとします。

委託会社および販売会社に対する信託報酬は、ファンドから委託会社に対して支弁されます。信託報酬の販売会社への配分は、ファンドから委託会社に支弁された後、委託会社より販売会社に対して支払われます。受託会社の報酬は、ファンドから受託会社に対して支弁されます。

(4)【その他の手数料等】

信託財産において換金代金等の支払資金に不足が生じるときに資金借入れの指図を行なった場合はその都度、当該借入金の利息は信託財産中より支弁します。

信託財産に関する租税、信託事務の処理に要する諸費用および受託会社の立替えた立替金の利息（以下「諸経費」といいます。）は、投資者の負担とし、その都度、信託財産中から支弁します。

下記の諸費用（以下「諸費用」といいます。）および諸費用に係る消費税等相当額は、投資者の負担とし、信託財産中から支弁することができます。

- 1．受益権の管理事務に関連する費用
- 2．有価証券届出書、有価証券報告書等法定提出書類の作成、印刷および提出に係る費用
- 3．目論見書の作成、印刷および交付に係る費用
- 4．信託約款の作成、印刷および届出に係る費用
- 5．運用報告書の作成、印刷、交付および提出に係る費用
- 6．公告に係る費用
- 7．他の信託との併合および信託約款の変更またはファンドの償還に係る事項を記載した書面の作成、印刷および交付に係る費用
- 8．この信託の監査人、法律顧問および税務顧問に対する報酬および費用

委託会社は、年0.11%（税抜0.10%）を上限とする、上記の諸費用の金額をあらかじめ合理的に見積もった上で算出する率を毎日純資産総額に対して乗じて得た額、または上記の諸費用の金額をあらかじめ合理的に見積もった上で算出する額を、上記の諸費用の支払の合計額とみなして、ファンドから受領することができます。諸費用および諸費用に係る消費税等相当額は、日々計上され、毎計算期間の最初の6ヵ月終了日（当該終了日が休業日の場合はその翌営業日）および毎計算期末または信託終了のとき信託財産中から支払われるものとします。

外貨建資産の保管等に要する費用^{*}は、その都度、信託財産中より支弁します。

^{*} 海外における保管銀行等に支払う有価証券の保管および資金の送金・資産の移転等に要する費用

実質的な投資対象ファンドに係る保管報酬および事務処理に要する諸費用が別途投資対象ファンドから支払われます。

(5)【課税上の取扱い】

課税上は株式投資信託として取扱われます。

日本の居住者（法人を含む。）である投資者に対する課税については、以下のような取扱いとなります。

個別元本方式について

- a．追加型株式投資信託について、投資者毎の信託時の受益権の価額等（購入時手数料は含まれません。）が当該投資者の元本（「個別元本」といいます。）にあたります。
- b．投資者が同一ファンドの受益権を複数回購入した場合、個別元本は、当該投資者が追加信託を行なうつど当該投資者の受益権口数で加重平均することにより算出されます。
- c．同一ファンドを複数の販売会社で購入する場合には各販売会社毎に、個別元本の算出が行なわれます。また、同一販売会社であっても複数支店等で同一ファンドを購入する場合は当該支店等毎に個別元本の算出が行なわれる場合があります。
- d．投資者が元本払戻金（特別分配金）を受け取った場合、収益分配金発生時にその個別元本から当該元本払戻金（特別分配金）を控除した額が、その後の当該投資者の個別元本となります。（「元本払戻金（特別分配金）」については、下記「収益分配金の課税について」を参照。）

換金時および償還時の課税について

a．個人の投資者の場合

換金時および償還時の差益（譲渡益）が課税対象となります。

b．法人の投資者の場合

換金時および償還時の個別元本超過額が課税対象となります。

収益分配金の課税について

追加型株式投資信託の収益分配金には、課税扱いとなる「普通分配金」と、非課税扱いとなる「元本払戻金（特別分配金）」（投資者毎の元本の一部払戻しに相当する部分）の区分があります。

投資者が収益分配金を受け取る際、当該収益分配金落ち後の基準価額が当該投資者の個別元本と同額の場合または当該投資者の個別元本を上回っている場合には、当該収益分配金の全額が普通分配金となり、当該収益分配金落ち後の基準価額が当該投資者の個別元本を下回っている場合には、その下回る部分の額が元本払戻金（特別分配金）となり、当該収益分配金から当該元本払戻金（特別分配金）を控除した額が普通分配金となります。

なお、投資者が元本払戻金（特別分配金）を受け取った場合、収益分配金発生時にその個別元本から当該元本払戻金（特別分配金）を控除した額が、その後の当該投資者の個別元本となります。

個人、法人の課税の取扱いについて

a．個人の投資者に対する課税

(a) 収益分配金の課税について

支払いを受ける収益分配金のうち、課税扱いとなる普通分配金については、配当所得として、20.315%（所得税15.315%（復興特別所得税を含む）、地方税5%）の税率による源泉徴収が行なわれます。原則として、申告は不要です。

また、確定申告を行なうことにより総合課税（配当控除なし）と申告分離課税（20.315%（所得税15.315%、地方税5%））のいずれかを選択することができます。

(b) 換金時および償還時の差益の課税について

換金時および償還時の差益（換金価額および償還価額から購入費用（購入時手数料および当該購入時手数料にかかる消費税等相当額を含みます。）を控除した利益）は、譲渡益として課税対象（譲渡所得等）となり、20.315%（所得税15.315%（復興特別所得税を含む）、地方税5%）の税率による申告分離課税が適用されます。原則として確定申告が必要ですが、特定口座（源泉徴収口座）の利用が可能な場合があります。

換金時および償還時に損失（譲渡損）が生じた場合には、確定申告することで、他の株式等の譲渡益、上場株式等の配当所得および特定公社債等の利子所得の金額（申告分離課税を選択したものに限り、）との損益通算ならびに3年間の繰越控除の対象とすることができます。

また、換金時および償還時の差益（譲渡益）については、他の株式等の譲渡損と損益を相殺することができます。

b．法人の投資者に対する課税

法人の投資者が支払いを受ける収益分配金のうち課税扱いとなる普通分配金ならびに換金時および償還時の個別元本超過額については、15.315%（所得税15.315%（復興特別所得税を含む）、地方税の源泉徴収はありません。）の税率による源泉徴収が行なわれます。なお、当ファンドについては、法人税の課税対象となりますが、益金不算入制度の適用はありません。

外貨建資産への投資により外国税額控除の適用となった場合には、分配時の税金が異なる場合があります。

上記は2021年12月末現在のもので、税法が改正された場合等には、税率等が変更される場合があります。税金の取扱いの詳細については、税務専門家等にご確認されることをお勧めします。

5【運用状況】

以下の運用状況は2021年12月末現在のものです。

「ブラックロック・アメリカ大陸ロング・ショート・ファンド（ダイワ投資一任専用）」

(1)【投資状況】

資産の種類	金額(円)	投資比率(%)
親投資信託受益証券	1,437,482,990	100.08
内 日本	1,437,482,990	100.08
コール・ローン、その他の資産(負債控除後)	1,176,924	0.08
純資産総額	1,436,306,066	100.00

(2)【投資資産】

【投資有価証券の主要銘柄】

順位	銘柄	国/地域	種類	数量(口)	簿価単価(円)	簿価金額(円)	評価単価(円)	評価金額(円)	投資比率(%)
1	アメリカズ・ロングショート・マザーファンド	日本	親投資信託受益証券	1,060,012,529	1.2772	1,353,899,999	1.3561	1,437,482,990	100.08

(注) 投資比率は、純資産総額に対する評価金額の比率です。

種類別投資比率

種類	投資比率(%)
親投資信託受益証券	100.08

(注) 投資比率は、純資産総額に対する評価金額の比率です。

【投資不動産物件】

該当事項はありません。

【その他投資資産の主要なもの】

該当事項はありません。

(3)【運用実績】

【純資産の推移】

2021年12月末現在、同日前1年以内における各月末および各計算期間末の純資産の推移は次の通りです。

	純資産総額(円)		1口当たりの純資産額(円)	
	(分配落)	(分配付)	(分配落)	(分配付)
第1期(2017年6月15日)	335,768,321	(同左)	1.0180	(同左)
第2期(2018年6月15日)	384,997,062	(同左)	1.0737	(同左)
第3期(2019年6月17日)	616,292,931	(同左)	1.0402	(同左)
第4期(2020年6月15日)	933,168,220	(同左)	1.0391	(同左)
第5期(2021年6月15日)	1,179,883,249	(同左)	0.9902	(同左)
2020年12月末現在	1,025,886,548		0.9744	
2021年1月末現在	1,032,400,681		0.9779	
2021年2月末現在	1,033,754,723		0.9623	
2021年3月末現在	1,072,365,766		0.9865	
2021年4月末現在	1,124,786,993		0.9897	
2021年5月末現在	1,178,572,428		0.9960	
2021年6月末現在	1,199,522,654		0.9959	
2021年7月末現在	1,259,812,537		1.0023	
2021年8月末現在	1,270,643,602		1.0068	
2021年9月末現在	1,286,668,984		1.0082	
2021年10月末現在	1,334,865,253		1.0208	
2021年11月末現在	1,433,069,003		1.0226	
2021年12月末現在	1,436,306,066		1.0465	

【分配の推移】

	1口当たりの分配金(円)
第1期	
第2期	
第3期	
第4期	
第5期	
2021年6月16日～2021年12月15日	

【収益率の推移】

	収益率(%)
第1期	1.8
第2期	5.5
第3期	3.1
第4期	0.1
第5期	4.7
2021年6月16日～2021年12月15日	4.8

(注) 収益率とは、計算期間末の基準価額(分配付の額)から当該計算期間の直前の計算期間末の基準価額(分配落の額。以下「前期末基準価額」といいます。)を控除した額を前期末基準価額で除して得た数に100を乗じて得た数です。なお、第1期計算期間については、前期末基準価額を10,000円(1万口当たり)として計算しています。

(4) 【設定及び解約の実績】

	設定数量(口)	解約数量(口)	発行済数量(口)
第1期	338,283,526	8,458,742	329,824,784
第2期	260,134,959	231,394,453	358,565,290
第3期	313,876,576	79,994,821	592,447,045
第4期	483,900,041	178,325,954	898,021,132
第5期	459,466,778	165,886,805	1,191,601,105
2021年6月16日～ 2021年12月15日	295,120,846	124,179,512	1,362,542,439

(参考情報)

「アメリカズ・ロングショート・マザーファンド」

(1) 投資状況

資産の種類	金額(円)	投資比率(%)
投資証券	1,853,295,861	99.93
内 ルクセンブルグ	1,687,175,683	90.97
内 アイルランド	166,120,178	8.96
コール・ローン、その他の資産(負債控除後)	1,273,432	0.07
純資産総額	1,854,569,293	100.00

(注) 当ファンドは、ファミリーファンド方式による運用を行っているため、実質の運用はマザーファンドにおいて行っております。

(2) 投資資産

投資有価証券の主要銘柄

順位	銘柄	国/地域	種類	投資口数	簿価単価(円)	簿価金額(円)	評価単価(円)	評価金額(円)	投資比率(%)
1	ブラックロック・ストラテジック・ファンズ ブラックロック・アメリカズ・ダイバーシファイド・エクイティ・アブソルート・リターン・ファンド クラスX投資証券	ルクセンブルグ	投資証券	84,916	18,358.23	1,558,924,181	19,868.55	1,687,175,683	90.97
2	インスティテューショナル・キャッシュ・シリーズplc ブラックロック・ICS・USTレジャーリー・ファンド エージェンシークラス投資証券	アイルランド	投資証券	13,609	12,204.19	166,096,061	12,205.96	166,120,178	8.96

(注) 投資比率は、純資産総額に対する評価金額の比率です。

種類別投資比率

種類	投資比率(%)
投資証券	99.93

(注) 投資比率は、純資産総額に対する評価金額の比率です。

投資不動産物件

該当事項はありません。

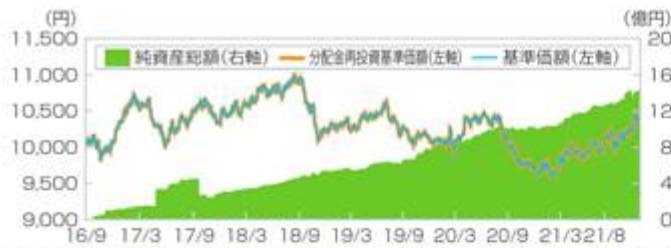
その他投資資産の主要なもの

該当事項はありません。

(参考情報) 運用実績

2021年12月末現在

基準価額・純資産の推移



※基準価額および分配金再投資基準価額は信託報酬控除後の値です。信託報酬等については、後述の「ファンドの費用」をご覧ください。
 ※分配金再投資基準価額は、税引前分配金を再投資したものととして算出しています。

分配の推移

	設定来累計	0円
第1期	2017年6月	0円
第2期	2018年6月	0円
第3期	2019年6月	0円
第4期	2020年6月	0円
第5期	2021年6月	0円

※分配金は税引前、1万円当たり

主要な資産の状況

※ポジション数、ポジション構成比率、業種別グロスポジション上位10、市場別戦略配分比率は、当ファンドの実質的な主要投資対象である「BSFブラックロック・アメリカス・ダイバーシファイド・エクイティ・アブソルート・リターン・ファンド」の運用状況です。

資産構成比率(%)



※比率は対純資産総額、マザーファンドベース。四捨五入の関係で合計が100にならない場合があります。

ポジション数*

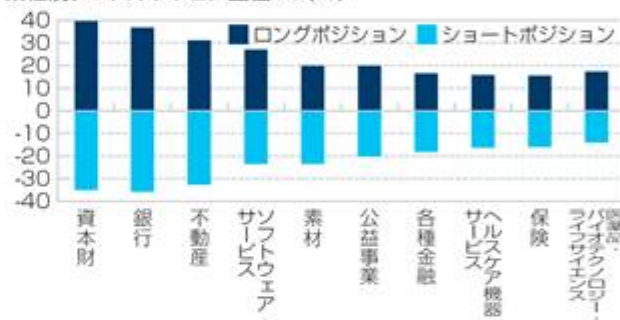
ロングポジション	1,628
ショートポジション	1,734
合計	3,362

ポジション構成比率(%)*

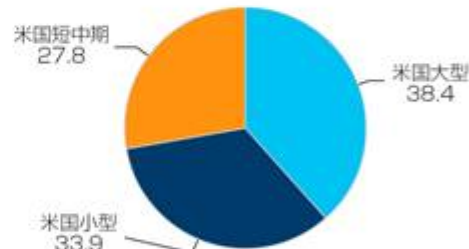
グロスポジション	702.8
ロングポジション	353.1
ショートポジション	-349.7
ネットポジション	3.4

※実質的な主要投資対象ファンドの運用状況です。比率は実質的な主要投資対象ファンドの純資産総額に対する割合です。

業種別グロスポジション上位10(%)*



市場別戦略配分比率(%)*



※比率は四捨五入の関係で合計が100にならない場合があります。

年間収益率の推移

※2016年は設定日(9月26日)から年末までの収益率を表示しています。
 ※ファンドの収益率は、決算時の分配金を非課税で再投資したものととして算出しています。
 ※当ファンドにはベンチマークはありません。



※運用実績・データ等は作成日現在および過去のものであり、今後の運用成果を保証するものではありません。
 ※当ファンドの運用状況は別途、委託会社のホームページにて開示しております。

第2【管理及び運営】

1【申込（販売）手続等】

(1) 申込方法

受益権の投資者は、販売会社と有価証券の取引に関する契約を締結します。このため、販売会社は有価証券の取引にかかわる約款を投資者に交付し、投資者は当該約款に基づく取引口座の設定を申込み旨の申込書を提出します。

分配金の受取方法により、収益の分配時に分配金を受け取る「分配金支払いコース」と分配金が税引き後無手数料で再投資される「分配金再投資コース」の2つの申込方法があります。

「分配金再投資コース」を選択する投資者は、当該販売会社との間で「累積投資約款」にしたがって契約を締結します。

取扱いを行なうコースは各販売会社により異なりますので、詳細は販売会社までお問い合わせください。

投資者は販売会社に、購入と同時にまたはあらかじめ当該投資者が受益権の振替を行なうための振替機関等の口座を申し出るものとし、当該口座に当該投資者に係る口数の増加の記載または記録が行なわれます。なお、販売会社は、当該購入の代金の支払いと引き換えに、当該口座に当該投資者に係る口数の増加の記載または記録を行なうことができます。委託会社は、追加信託により分割された受益権について、振替機関等の振替口座簿への新たな記載または記録をするため社振法に定める事項の振替機関への通知を行なうものとし、振替機関等は、委託会社から振替機関への通知があった場合、社振法の規定にしたがい、その備える振替口座簿への新たな記載または記録を行いません。受託会社は、信託契約締結日に生じた受益権については信託契約締結時に、追加信託により生じた受益権については追加信託のつど、振替機関の定める方法により、振替機関へ当該受益権に係る信託を設定した旨の通知を行いません。

(2) 申込期間

当ファンドの購入は、申込期間における販売会社の各営業日に、販売会社の本・支店、営業所等でお受けしています。なお、申込期間は、有価証券届出書を提出することによって更新されます。

(3) 受付時間

購入の受付は、申込期間中の午後3時までに受付けたもの（当該申込みにかかる販売会社所定の事務手続きが完了したものを）を当日のお申込みとします。ただし、受付時間は販売会社によって異なることがあります。受付時間を過ぎての購入は翌営業日の取扱いとします。

販売会社につきましては、下記にお問い合わせください。

ブラックロック・ジャパン株式会社

電話番号： 03-6703-4300（受付時間 営業日の9：00～17：00）

ホームページアドレス： www.blackrock.com/jp/

(4) 購入不可日

ルクセンブルクの銀行の休業日、12月24日、その他実質的な主要投資対象ファンドの受付不可日のいずれかに該当する場合は、販売会社の営業日であっても購入は受け付けません。詳細は販売会社にお問い合わせください。

(5) 購入単位

販売会社は、受益権の取得申込者に対し、最低単位を1円単位または1口単位として販売会社が定める単位をもって、取得の申込みに応じることができます。

(6) 購入価額

購入受付日の翌営業日の基準価額とします。なお、購入価額には、購入時手数料は含まれておりません。

(7) 購入時手数料

a . 販売会社が独自に定めることができます。

なお、購入時手数料には消費税等相当額が含まれます。

購入時手数料を徴収している販売会社はありません。

b . 「分配金再投資コース」を選択した投資者が、分配金を再投資する場合は、無手数料となります。

(8) 購入代金のお支払い

ファンドの受益権の投資者は、購入の販売会社が定める日までに当ファンドの購入代金を販売会社に支払うものとしてします。

(9) 購入の受付の中止、既に受付けた購入の受付の取消

金融商品取引所等における取引の停止、外国為替取引の停止、主要投資対象ファンドの取引停止、決済機能の停止その他やむを得ない事情があるときは、委託会社の判断により、受益権の購入の受付を中止することおよび既に受付けた購入の受付を取り消すことがあります。

2【換金（解約）手続等】

(1) 換金の申込と受付

投資者は、自己に帰属する受益権について、委託会社に換金を申込することができます。投資者が換金の申込をするときは、販売会社に対し、振替受益権をもって行なうものとします。委託会社の各営業日の午後3時までに受付けた換金の申込み（当該申込みにかかる販売会社所定の事務手続きが完了したものを）、当日の受付分として取扱います。ただし、受付時間は販売会社によって異なることがあります。受付時間を過ぎての換金の申込は翌営業日のお取扱いとします。

(2) 換金単位

投資者は、自己に帰属する受益権について、最低単位を1口単位として販売会社が定める単位をもって、委託会社に一部解約の実行を請求することができます。

(3) 換金不可日

ルクセンブルグの銀行の休業日、12月24日、その他実質的な主要投資対象ファンドの受付不可日のいずれかに該当する場合は、販売会社の営業日であっても換金の申込は受け付けません。詳細は販売会社にお問い合わせください。

(4) 換金価額

換金価額は、換金受付日の翌営業日の基準価額とします。なお手取額は、換金受付日の翌営業日の基準価額から所得税および地方税を差し引いた金額となります。

当ファンドの換金価額等につきましては販売会社または下記にお問い合わせることにより知ることができます。

ブラックロック・ジャパン株式会社

電話番号： 03-6703-4300（受付時間 営業日の9：00～17：00）

(5) 換金受付の制限

信託財産の資金管理を円滑に行なうため、大口の換金の申込には制限があります。

(6) 換金代金の支払い

換金代金は原則として換金受付日から起算して6営業日目から販売会社においてお支払いします。

(7) 換金の申込の受付中止および取消

委託会社は、金融商品取引所等における取引の停止、主要投資対象ファンドの取引停止、外国為替取引の停止、決済機能の停止その他やむを得ない事情があるときは、換金の申込の受付を中止することおよび既に受付けた換金の申込の受付を取り消すことができます。換金の申込の受付が中止された場合には、投資者は当該受付中止以前に行なった当日の換金の申込を撤回できます。ただし、投資者がその換金の申込を撤回しない場合には、当該受付中止を解除した後の最初の基準価額の計算日に換金の申込を受付けたものとします。

3【資産管理等の概要】

(1)【資産の評価】

基準価額とは、信託財産に属する資産（受入担保金代用有価証券および借入有価証券を除きます。）を法令および一般社団法人投資信託協会規則にしたがって時価評価して得た信託財産の資産総額から負債総額を控除した金額（「純資産総額」といいます。）を、計算日における受益権総口数で除した金額をいいます。なお、外貨建資産（外国通貨表示の有価証券（「外貨建有価証券」といいます。）、預金その他の資産をいいます。以下同じ。）の円換算については、原則として、わが国における計算日の対顧客電信売買相場の仲値によって計算します。また、予約為替の評価は、原則として、わが国における計算日の対顧客先物売買相場の仲値によるものとします。

基準価額（1万口当り）は委託会社の営業日に毎日算出されます。投資者は、販売会社または下記に問い合わせることにより知ることができます。

また、日々の基準価額（1万口当り）は翌日の日本経済新聞に掲載されております。ファンド名は「Fアメ大LS」と省略されて記載されております。

当ファンドの主たる投資対象の評価方法は以下の通りです。

マザーファンドの受益証券：原則として計算日の基準価額で評価するものとします。

（参考）マザーファンドの主たる投資対象の評価方法

投資信託証券：金融商品取引所（海外取引所を含む）に上場されているものは、当該取引所における計算日の最終相場（海外取引所に上場されているものについては、計算日に知りうる直近の最終相場）で評価します。金融商品取引所に上場されていないものは、第一種金融商品取引業者、銀行等の提示する価格（原則として、計算日に知りうる直近の日の純資産価格）で評価します。

ブラックロック・ジャパン株式会社

電話番号： 03-6703-4300（受付時間 営業日の9：00～17：00）

ホームページアドレス： www.blackrock.com/jp/

(2)【保管】

該当事項はありません。

(3)【信託期間】

この信託の期間は、無期限とします。

(4)【計算期間】

毎年6月16日から翌年の6月15日までとすることを原則とします。計算期間終了日に該当する日が休業日のときは該当日の翌営業日を計算期間の終了日とし、その翌日より次の計算期間が開始されるものとします。ただし、最終計算期間の終了日は、信託期間の終了日とします。

(5)【その他】

ファンドの償還条件等

a. 委託会社は、信託期間中において、このファンドを償還することが投資者のため有利であると認めるとき、またはやむを得ない事情が発生したときは、受託会社と合意のうえ、このファンドを償還させることができます。この場合において、委託会社は、あらかじめ、償還しようとする旨を監督官庁に届け出ます。

b. 委託会社は換金により、受益権の口数が20億口を下回ることとなった場合には、受託会社と合意のうえ、このファンドを償還させることができます。この場合において、委託会社は、あらかじめ、償還しようとする旨を監督官庁に届け出ます。

- c . a . および b . の場合において、委託会社は、書面による決議（以下「書面決議」といいます。）を行いません。この場合において、あらかじめ、書面決議の日ならびにファンドの償還の理由などの事項を定め、当該決議の日の2週間前までに、この信託契約に係る知っている投資者に対し、書面をもってこれらの事項を記載した書面決議の通知を発送します。
- d . c . の書面決議において、投資者（委託会社およびこの信託の信託財産にこの信託の受益権が属するときの当該受益権に係る投資者としての受託会社を除きます。以下 d . において同じ。）は受益権の口数に応じて、議決権を有し、これを行使することができます。なお、知っている投資者が議決権を行使しないときは、当該知っている投資者は書面決議について賛成するものとみなします。
- e . c . の書面決議は議決権を行使することができる投資者の議決権の3分の2以上に当たる多数をもって行ないます。
- f . c . ~ e . までの規定は、委託会社がファンドの償還について提案をした場合において、当該提案につき、この信託契約に係るすべての投資者が書面又は電磁的記録により同意の意思表示をしたときには適用しません。また、信託財産の状態に照らし、真にやむを得ない事情が生じている場合であって、c . ~ e . までの手続を行なうことが困難な場合も同じとします。
- g . 委託会社は、監督官庁よりこのファンドの償還の命令を受けたときはその命令にしたがい、ファンドを償還させます。
- h . 委託会社が監督官庁より登録の取消を受けたとき、解散したときまたは業務を廃止したときは、委託会社はこのファンドを償還させます。
- i . h . にかかわらず、監督官庁がこの信託契約に関する委託会社の業務を他の投資信託委託会社に引き継ぐことを命じたときは、この信託は、「信託約款の変更 b . 」に規定する書面決議が否決された場合を除き、当該投資信託委託会社と受託会社との間において存続します。
- j . 受託会社は、委託会社の承諾を受けてその任務を辞任することができます。受託会社はその任務に背いた場合、その他重要な事由が生じたときは、委託会社または投資者は、裁判所に受託会社の解任を請求することができます。受託会社が辞任した場合、または裁判所が受託会社を解任した場合、委託会社は、信託約款の変更の規定にしたがい、新受託会社を選任します。委託会社が新受託会社を選任できないときは、委託会社はこのファンドを償還させます。

信託約款の変更

- a . 委託会社は、投資者の利益のため必要と認めるとき、またはやむを得ない事情が発生したときは、受託会社と合意のうえ、この信託約款を変更することまたはこの信託と他の信託との併合（投資信託及び投資法人に関する法律第16条第2号に規定する「委託者指図型投資信託の併合」をいいます。以下同じ。）を行なうことができるものとし、あらかじめ、変更または併合しようとする旨およびその内容を監督官庁に届け出ます。なお、この信託約款は以下に定める以外の方法によって変更することができないものとします。
- b . 委託会社は、a . の事項（a . の変更事項にあつては、その内容が重大なものに該当する場合に限り、併合にあつてはその併合が投資者の利益に及ぼす影響が軽微なものに該当する場合を除き、合わせて「重大な約款の変更等」といいます。）について、書面決議を行ないます。この場合において、あらかじめ、書面決議の日ならびに重大な約款の変更等の内容およびその理由などの事項を定め、当該決議の日の2週間前までに、この信託約款に係る知っている投資者に対し、書面をもってこれらの事項を記載した書面決議の通知を発送します。

- c . b . の書面決議において、投資者（委託会社およびこの信託の信託財産にこの信託の受益権が属するときの当該受益権に係る投資者としての受託会社を除きます。以下c . において同じ。）は受益権の口数に応じて、議決権を有し、これを行使することができます。なお、知っている投資者が議決権を行使しないときは、当該知っている投資者は書面決議について賛成するものとみなします。
- d . b . の書面決議は議決権を行使することができる投資者の議決権の3分の2以上に当たる多数をもって行ないます。
- e . 書面決議の効力は、この信託のすべての投資者に対してその効力を生じます。
- f . b . ~ e . までの規定は、委託会社が重大な約款の変更等について提案をした場合において、当該提案につき、この信託約款に係るすべての投資者が書面又は電磁的記録により同意の意思表示をしたときには適用しません。
- g . a . ~ f . までの規定にかかわらず、この投資信託において併合の書面決議が可決された場合にあっては、当該併合にかかる一又は複数の他の投資信託において当該併合の書面決議が否決された場合は、当該他の投資信託との併合を行なうことはできません。
- h . 委託会社は、監督官庁の命令に基づいてこの信託約款を変更しようとするときはa . ~ f . の規定にしたがいます。

信託事務の委託

受託会社は、当ファンドにかかる信託事務の処理の一部について株式会社日本カストディ銀行と再信託契約を締結し、これを委託することがあります。その場合には、再信託にかかる契約書類に基づいて所定の事務を行ないます。

運用報告書の作成

毎決算時および償還時に、委託会社が期間中の運用経過のほか信託財産の内容、有価証券売買状況などを記載した「交付運用報告書」を作成し、販売会社を通じて知っている受益者にお届けいたします。

関係法人との契約の更改等に関する手続

「受益権の募集・販売の取扱い等に関する契約」の期間は1年とし、委託会社、販売会社いずれからも別段の意思表示のないときは、自動的に1年間延長されるものとし、自動延長後の取扱いについてもこれと同様です。

公告

委託会社が投資者に対してする公告は、電子公告により行ない、次のアドレスに掲載します。

www.blackrock.com/jp/

但し、当該公告方法に支障がある場合には、日本経済新聞による公告を行ないます。

4【受益者の権利等】

ファンドの受益者（投資者）の有する主な権利は次の通りです。

(1) 収益分配金受領権

投資者は、委託会社の決定した収益分配金を、持ち分に応じて委託会社から受領する権利を有します。

<分配金支払いコース>

毎計算期間終了日後1ヵ月以内の委託会社の指定する日（原則として5営業日以内）に、毎計算期間の末日において振替機関等の振替口座簿に記載または記録されている投資者（当該収益分配金にかかる計算期間の末日以前において換金が行なわれた受益権にかかる投資者を除きます。また、当該収益分配金にかかる計算期間の末日以前に設定された受益権で購入代金支払前のため販売会社の名義で記載または記録されている受益権については原則として投資者とします。）にお支払いを開始します。

投資者が、収益分配金について支払開始日から5年間支払い請求を行わない場合はその権利を失い、委託会社が受託会社から交付を受けた金銭は委託会社に帰属します。

<分配金再投資コース>

受託会社が委託会社の指定する預金口座等に払い込むことにより、原則として、毎計算期間終了日の翌日に、収益分配金が販売会社に交付されます。

販売会社は、累積投資契約に基づき、投資者に対し遅滞なく収益分配金の再投資にかかる受益権の売付けを行いません。当該売付けにより増加した受益権は、振替口座簿に記載または記録されます。

(2) 償還金受領権

投資者は、委託会社の決定した償還金を、持ち分に応じて委託会社から受領する権利を有します。

償還金は、信託終了日後1ヵ月以内の委託会社の指定する日（原則として償還日から起算して5営業日以内）に償還日において振替機関等の振替口座簿に記載または記録されている投資者（償還日以前において換金が行なわれた受益権にかかる投資者を除きます。また、当該償還日以前に設定された受益権で購入代金支払前のため販売会社の名義で記載または記録されている受益権については原則として投資者とします。）にお支払いを開始します。なお、当該投資者は、その口座が開設されている振替機関等に対して委託会社がこの信託の償還をするのと引き換えに、当該償還に係る受益権の口数と同口数の抹消の申請を行なうものとし、社振法の規定にしたがい当該振替機関等の口座において当該口数の減少の記載または記録が行なわれます。

償還金の支払いは、販売会社において行ないます。

投資者が、償還金について支払開始日から10年間支払いの請求を行わない場合はその権利を失い、委託会社が受託会社から交付を受けた金銭は委託会社に帰属するものとします。

(3) 受益権の換金請求権

投資者は、自己に帰属する受益権について、委託会社に換金を請求する権利を有します。

換金代金は、換金受付日から起算して、原則として6営業日目から投資者に支払います。

換金の請求を行なう投資者は、その口座が開設されている振替機関等に対して当該投資者の請求に係るこの換金を委託会社が行なうのと引き換えに、当該換金に係る受益権の口数と同口数の抹消の申請を行なうものとし、社振法の規定にしたがい当該振替機関等の口座において当該口数の減少の記載または記録が行なわれます。

(4) 反対受益者の買取請求の不適用

当ファンドは、投資信託及び投資法人に関する法律第18条第1項に定める反対受益者による受益権の買取請求の規定の適用を受けません。

(5) 帳簿書類の閲覧または謄写の請求権

投資者は、委託会社に対し、その営業時間内に当ファンドの信託財産に関する帳簿書類の閲覧または謄写を請求することができます。

第3【ファンドの経理状況】

(1) 当ファンドの財務諸表は、「財務諸表等の用語、様式及び作成方法に関する規則」(昭和38年大蔵省令第59号)及び同規則第2条の2の規定により、「投資信託財産の計算に関する規則」(平成12年総理府令第133号)に基づいて作成しております。

なお、財務諸表に記載している金額は、円単位で表示しております。

(2) 当ファンドは、金融商品取引法第193条の2第1項の規定に基づき、第5期計算期間(2020年6月16日から2021年6月15日まで)の財務諸表について、PwCあらた有限責任監査法人による監査を受けております。

(3) 当ファンドは、ファミリーファンド方式により運用を行っておりますので、参考情報として「アメリカズ・ロングショート・マザーファンド」の貸借対照表、注記表及び附属明細表を記載しております。

なお、当該参考情報は監査意見の対象外となっております。

(4) 当ファンドの中間財務諸表は、「中間財務諸表等の用語、様式及び作成方法に関する規則」(昭和52年大蔵省令第38号)並びに同規則第38条の3及び第57条の2の規定により、「投資信託財産の計算に関する規則」(平成12年総理府令第133号)に基づき作成しております。

なお、中間財務諸表に記載している金額は、円単位で表示しております。

(5) 当ファンドは、金融商品取引法第193条の2第1項の規定に基づき、当中間計算期間(2021年6月16日から2021年12月15日まで)の中間財務諸表について、PwCあらた有限責任監査法人による中間監査を受けております。

(6) 当ファンドは、ファミリーファンド方式により運用を行っておりますので、参考情報として「アメリカズ・ロングショート・マザーファンド」の貸借対照表を記載しております。

なお、当該参考情報は監査意見の対象外となっております。

1【財務諸表】

【ブラックロック・アメリカ大陸ロング・ショート・ファンド（ダイワ投資一任専用）】

(1)【貸借対照表】

(単位：円)

	第4期 (2020年6月15日現在)	第5期 (2021年6月15日現在)
資産の部		
流動資産		
親投資信託受益証券	941,631,546	1,190,661,085
流動資産合計	941,631,546	1,190,661,085
資産合計	941,631,546	1,190,661,085
負債の部		
流動負債		
未払受託者報酬	129,589	165,041
未払委託者報酬	7,870,801	10,023,251
その他未払費用	462,936	589,544
流動負債合計	8,463,326	10,777,836
負債合計	8,463,326	10,777,836
純資産の部		
元本等		
元本	898,021,132	1,191,601,105
剰余金		
期末剰余金又は期末欠損金（ ）	35,147,088	11,717,856
（分配準備積立金）	8,810,570	7,491,997
元本等合計	933,168,220	1,179,883,249
純資産合計	933,168,220	1,179,883,249
負債純資産合計	941,631,546	1,190,661,085

(2)【損益及び剰余金計算書】

(単位：円)

	第4期 (自 2019年6月18日 至 2020年6月15日)	第5期 (自 2020年6月16日 至 2021年6月15日)
営業収益		
有価証券売買等損益	20,175,146	27,458,148
その他収益	420	-
営業収益合計	20,175,566	27,458,148
営業費用		
受託者報酬	229,973	319,046
委託者報酬	13,968,717	19,376,030
その他費用	825,205	1,139,645
営業費用合計	15,023,895	20,834,721
営業利益又は営業損失()	5,151,671	48,292,869
経常利益又は経常損失()	5,151,671	48,292,869
当期純利益又は当期純損失()	5,151,671	48,292,869
一部解約に伴う当期純利益金額の分配額又は一部解約に伴う当期純損失金額の分配額()	2,730,982	6,958,794
期首剰余金又は期首欠損金()	23,845,886	35,147,088
剰余金増加額又は欠損金減少額	9,675,197	213,646
当期追加信託に伴う剰余金増加額又は欠損金減少額	9,675,197	213,646
剰余金減少額又は欠損金増加額	6,256,648	5,744,515
当期一部解約に伴う剰余金減少額又は欠損金増加額	6,256,648	5,744,515
分配金	-	-
期末剰余金又は期末欠損金()	35,147,088	11,717,856

(3) 【注記表】

(重要な会計方針に係る事項に関する注記)

1 有価証券の評価基準及び評価方法

親投資信託受益証券は移動平均法に基づき、当該親投資信託受益証券の基準価額で時価評価しております。

2 収益及び費用の計上基準

有価証券売買等損益の計上基準

約定日基準で計上しております。

(重要な会計上の見積りに関する注記)

当計算期間の財務諸表の作成にあたって行った会計上の見積りが当計算期間の翌計算期間の財務諸表に重要な影響を及ぼすリスクは識別していないため、注記を省略しております。

(貸借対照表に関する注記)

項目	第4期 (2020年6月15日現在)	第5期 (2021年6月15日現在)
1 当該計算期間の末日における 受益権総数	898,021,132口	1,191,601,105口
2 投資信託財産の計算に関する 規則第55条の6第10号に規定 する額	元本の欠損 - 円	元本の欠損 11,717,856円
3 1口当たり純資産額	1.0391円	0.9902円

(損益及び剰余金計算書に関する注記)

項目	第4期 (自 2019年6月18日 至 2020年6月15日)	第5期 (自 2020年6月16日 至 2021年6月15日)
分配金の計算過程	当計算期末における、費用控除後の配当等 収益(45,450円)、費用控除及び繰越欠損 金補填後の有価証券売買等損益(0円)、収 益調整金(有価証券売買等損益相当額) (4,835,267円)、収益調整金(その他収益 調整金)(23,923,167円)、分配準備積立 金(8,765,120円)により、分配対象収益は 37,569,004円となりましたが、委託会社が 基準価額水準・市況動向等を勘案し、当期 は分配を見合わせました。	当計算期末における、費用控除後の配当等 収益(0円)、費用控除及び繰越欠損金補 填後の有価証券売買等損益(0円)、収益 調整金(有価証券売買等損益相当額)(0 円)、収益調整金(その他収益調整金) (35,943,110円)、分配準備積立金 (7,491,997円)により、分配対象収益は 43,435,107円となりましたが、委託会社が 基準価額水準・市況動向等を勘案し、当期 は分配を見合わせました。

（金融商品に関する注記）

金融商品の状況に関する事項

1 金融商品に対する取組方針

当ファンドは、投資信託及び投資法人に関する法律第2条第4項に定める証券投資信託であり、信託約款に規定する「運用の基本方針」に従い、有価証券等の金融商品に対して投資として運用することを目的としております。

2 金融商品の内容及び金融商品に係るリスク

当ファンドが保有する金融商品の種類は、有価証券、コール・ローン等の金銭債権及び金銭債務であります。当ファンドが保有する有価証券は親投資信託受益証券であります。

当ファンドの主な投資リスクとして、「ロングショート戦略によるリスク」、「株式の価格変動のリスク」、「デリバティブ取引のリスク」、「為替変動リスク」、「債券投資のリスク」等があります。

3 金融商品に係るリスク管理体制

(1) 市場リスクの管理

ブラックロックソリューション・グリーンパッケージプロダクションチームが日次で計測し、運用部、その他の関係部署等にレポートをイントラネットで配信しております。また、運用ガイドラインのモニタリングはポートフォリオ・コンプライアンスチームが行っており、ガイドライン等を逸脱していた場合、関係部署へ報告され、適切な調整を行います。

(2) 信用リスクの管理

ファンダメンタル債券運用部により、国内債券の個別信用リスク及び銘柄間の相対価値については独自の定量・定性分析等を行っております。外国債券銘柄等については、社内のリサーチ・データベースによりグローバル・クレジット・チームとの情報・分析結果を共有しております。

(3) 取引先リスクの管理

リスク・クオンツ分析部は当社の親会社である米国のBlackRock, Inc.のRQA Counterparty & Concentration Riskチームと共に既存の承認済み取引先の信用悪化のモニタリングを行っており、取引先のデフォルトに対する取引先リスク、発行体リスクのファンドへの影響を分析しております。また、新規取引先の承認に際しては、リスク・クオンツ分析部が新規取引先申請の内容に問題がないかどうか確認を行い、当社の親会社である米国のBlackRock, Inc.のRQA Counterparty & Concentration Riskチームへ申請を行っております。

また、毎月開催される投資委員会では、リスク管理・運用分析手法等について審議を行っております。

金融商品の時価等に関する事項

第4期 (2020年6月15日現在)	第5期 (2021年6月15日現在)
<p>1 貸借対照表計上額、時価及び差額 貸借対照表上の金融商品は原則としてすべて時価で評価しているため、貸借対照表計上額と時価との差額はありません。</p>	<p>1 貸借対照表計上額、時価及び差額 同左</p>
<p>2 時価の算定方法 (1) 有価証券 「(重要な会計方針に係る事項に関する注記)」に記載しております。 (2) コール・ローン等の金銭債権及び金銭債務 これらの科目は短期間で決済されるため、時価は帳簿価額と近似していることから、当該帳簿価額によっております。</p>	<p>2 時価の算定方法 (1) 有価証券 同左 (2) コール・ローン等の金銭債権及び金銭債務 同左</p>
<p>3 金融商品の時価等に関する事項の補足説明 金融商品の時価には、市場価格に基づく価額のほか、市場価格がない場合には合理的に算定された価額が含まれております。当該価額の算定においては一定の前提条件等を採用しているため、異なる前提条件等によった場合、当該価額が異なることもあります。</p>	<p>3 金融商品の時価等に関する事項の補足説明 同左</p>
<p>4 金銭債権の計算期間末日後の償還予定額 金銭債権については全て1年以内に償還予定であります。</p>	<p>4 金銭債権の計算期間末日後の償還予定額 同左</p>

(関連当事者との取引に関する注記)

該当事項はありません。

(その他の注記)

1 期中元本変動額

項目	第4期 (2020年6月15日現在)	第5期 (2021年6月15日現在)
期首元本額	592,447,045円	898,021,132円
期中追加設定元本額	483,900,041円	459,466,778円
期中一部解約元本額	178,325,954円	165,886,805円

2 有価証券関係

第4期(2020年6月15日現在)

売買目的有価証券

種類	当計算期間の損益に 含まれた評価差額(円)
親投資信託受益証券	21,491,595
合計	21,491,595

第5期(2021年6月15日現在)

売買目的有価証券

種類	当計算期間の損益に 含まれた評価差額(円)
親投資信託受益証券	21,610,796
合計	21,610,796

3 デリバティブ取引関係

該当事項はありません。

(4) 【附属明細表】

第1 有価証券明細表

(1) 株式

該当事項はありません。

(2) 株式以外の有価証券

種 類	銘 柄	券面総額 (円)	評価額 (円)	備考
親投資信託受益証券	アメリカズ・ロングショート・マザー ファンド	937,823,791	1,190,661,085	
親投資信託受益証券	合計	937,823,791	1,190,661,085	
合計		937,823,791	1,190,661,085	

(注) 親投資信託受益証券における券面総額欄の数値は、口数を表示しております。

第2 信用取引契約残高明細表

該当事項はありません。

第3 デリバティブ取引及び為替予約取引の契約額等及び時価の状況表

該当事項はありません。

(参考情報)

当ファンドは、「アメリカズ・ロングショート・マザーファンド」受益証券を主要投資対象としており、貸借対照表の資産の部に計上された親投資信託受益証券は、すべて同マザーファンドの受益証券であります。同マザーファンドの2021年6月15日現在(以下「計算日」という)の状況は次の通りであります。

なお、以下に記載した情報は監査意見の対象外であります。

「アメリカズ・ロングショート・マザーファンド」の状況

(1) 貸借対照表

項目	(2021年6月15日現在)
	金額(円)
資産の部	
流動資産	
金銭信託	21,038,880
投資証券	1,626,565,546
流動資産合計	1,647,604,426
資産合計	1,647,604,426
負債の部	
流動負債	
派生商品評価勘定	6,700,346
未払解約金	2,239,175
流動負債合計	8,939,521
負債合計	8,939,521
純資産の部	
元本等	
元本	1,290,727,867
剰余金	
剰余金又は欠損金()	347,937,038
元本等合計	1,638,664,905
純資産合計	1,638,664,905
負債純資産合計	1,647,604,426

(注)親投資信託の計算期間は、原則として、毎年6月21日から翌年6月20日までであります。

(2) 注記表

(重要な会計方針に係る事項に関する注記)

1 有価証券の評価基準及び評価方法

投資証券は移動平均法に基づき、原則として以下の通り時価評価しております。

(1) 金融商品取引所等に上場されている有価証券

金融商品取引所等に上場されている有価証券は、原則として当該取引所等における計算日において知りうる直近の最終相場で評価しております。

(2) 金融商品取引所等に上場されていない有価証券

当該有価証券については、原則として、金融機関の提示する価額又は価格情報会社の提供する価額のいずれかから入手した価額で評価しております。

(3) 時価が入手できなかった有価証券

適正な評価額を入手できなかった場合又は入手した評価額が時価と認定できない事由が認められた場合は、委託会社が忠実義務に基づいて合理的事由をもって時価と認めた価額もしくは受託者と協議のうえ両者が合理的事由をもって時価と認めた価額で評価しております。

2 デリバティブの評価基準及び評価方法

為替予約取引

個別法に基づき、原則としてわが国における計算日の対顧客先物売買相場の仲値で評価しております。

3 外貨建資産・負債の本邦通貨への換算基準

外貨建資産・負債の円換算については原則として、わが国における計算日の対顧客電信売買相場の仲値によって計算しております。

4 その他財務諸表作成のための基本となる重要な事項

外貨建資産等の会計処理

外貨建資産等については、「投資信託財産の計算に関する規則」(平成12年総理府令第133号)第60条の規定に基づき、通貨の種類ごとに勘定を設けて、邦貨建資産等と区分する方法を採用しております。従って、外貨の売買については、同規則第61条の規定により処理し、為替差損益を算定しております。

(重要な会計上の見積りに関する注記)

本報告書における開示対象ファンドの当計算期間の財務諸表の作成にあたって行った会計上の見積りが本報告書における開示対象ファンドの当計算期間の翌計算期間の財務諸表に重要な影響を及ぼすリスクは識別していないため、注記を省略しております。

(貸借対照表に関する注記)

項目	(2021年6月15日現在)
1 当該計算日における 受益権総数	1,290,727,867口
2 1口当たり純資産額	1.2696円

(金融商品に関する注記)

金融商品の状況に関する事項

1 金融商品に対する取組方針

当ファンドは、投資信託及び投資法人に関する法律第2条第4項に定める証券投資信託であり、信託約款に規定する「運用の基本方針」に従い、有価証券等の金融商品に対して投資として運用することを目的としております。

2 金融商品の内容及び金融商品に係るリスク

当ファンドが保有する金融商品の種類は、有価証券、デリバティブ取引、コール・ローン等の金銭債権及び金銭債務であります。当ファンドが保有する有価証券は投資証券であります。

当ファンドの主な投資リスクとして、「ロングショート戦略によるリスク」、「株式の価格変動のリスク」、「デリバティブ取引のリスク」、「為替変動リスク」、「債券投資のリスク」等があります。

当ファンドの利用しているデリバティブ取引は、為替予約取引であります。

為替予約取引は、外貨建資産の時価総額の為替変動リスクの低減を目的としており、投機を目的とする為替予約は行わない方針であります。為替予約取引に係る主要なリスクは、為替相場の変動による価格変動リスク及び取引相手の信用状況の変化により損失が発生する信用リスクであります。

3 金融商品に係るリスク管理体制

(1) 市場リスクの管理

ブラックロックソリューション・グリーンパッケージプロダクションチームが日次で計測し、運用部、その他の関係部署等にレポートをイントラネットで配信しております。また、運用ガイドラインのモニタリングはポートフォリオ・コンプライアンスチームが行っており、ガイドライン等を逸脱していた場合、関係部署へ報告され、適切な調整を行います。

(2) 信用リスクの管理

ファンダメンタル債券運用部により、国内債券の個別信用リスク及び銘柄間の相対価値については独自の定量・定性分析等を行っております。外国債券銘柄等については、社内のリサーチ・データベースによりグローバル・クレジット・チームとの情報・分析結果を共有しております。

(3) 取引先リスクの管理

リスク・クオンツ分析部は当社の親会社である米国のBlackRock, Inc.のRQA Counterparty & Concentration Riskチームと共に既存の承認済み取引先の信用悪化のモニタリングを行っており、取引先のデフォルトに対する取引先リスク、発行体リスクのファンドへの影響を分析しております。また、新規取引先の承認に際しては、リスク・クオンツ分析部が新規取引先申請の内容に問題がないかどうか確認を行い、当社の親会社である米国のBlackRock, Inc.のRQA Counterparty & Concentration Riskチームへ申請を行っております。

また、毎月開催される投資委員会では、リスク管理・運用分析手法等について審議を行っております。

金融商品の時価等に関する事項

(2021年6月15日現在)

- 1 貸借対照表計上額、時価及び差額
貸借対照表上の金融商品は原則としてすべて時価で評価しているため、貸借対照表計上額と時価との差額は
ありません。
- 2 時価の算定方法
 - (1) 有価証券
「(重要な会計方針に係る事項に関する注記)」に記載しております。
 - (2) デリバティブ取引
デリバティブ取引については、「(その他の注記)」の「3 デリバティブ取引関係」に記載しております。
 - (3) コール・ローン等の金銭債権及び金銭債務
これらの科目は短期間で決済されるため、時価は帳簿価額と近似していることから、当該帳簿価額によって
おります。
- 3 金融商品の時価等に関する事項の補足説明
金融商品の時価には、市場価格に基づく価額のほか、市場価格がない場合には合理的に算定された価額が含ま
れております。当該価額の算定においては一定の前提条件等を採用しているため、異なる前提条件等によ
った場合、当該価額が異なることもあります。
また、デリバティブ取引に関する契約額等は、あくまでもデリバティブ取引における名目的な契約額又は計
算上の想定元本であり、当該金額自体がデリバティブ取引のリスクの大きさを示すものではありません。
- 4 金銭債権の計算日後の償還予定額
金銭債権はすべて1年以内に償還予定であります。

(関連当事者との取引に関する注記)

該当事項はありません。

(その他の注記)

- 1 本報告書における開示対象ファンドの当該計算期間における当該親投資信託の元本額の変動及び計算日における元本の内訳

(2021年6月15日現在)	
同計算期間の期首元本額	1,123,040,349円
同計算期間中の追加設定元本額	371,679,745円
同計算期間中の一部解約元本額	203,992,227円
同計算期間末日の元本額	1,290,727,867円
当該親投資信託受益証券を投資対象とする投資信託の元本額は次の通りです。	
サイエンティフィック・エクイティ・ファンド	352,904,076円
ブラックロック・アメリカ大陸ロング・ショート・ファンド (ダイワ投資一任専用)	937,823,791円
合計	1,290,727,867円

2 有価証券関係

売買目的有価証券

種類	(2021年6月15日現在)
	当計算期間の損益に 含まれた評価差額(円)
投資証券	35,092,996
合計	35,092,996

(注) 「当計算期間の損益に含まれた評価差額」の欄には、当該親投資信託の期首から計算日までの評価差額を記載しております。

3 デリバティブ取引関係

取引の時価等に関する事項

通貨関連

区分	種類	(2021年6月15日現在)			
		契約額等(円)		時価(円)	評価損益(円)
			うち1年超 (円)		
市場取引以外の取引	為替予約取引 売建 アメリカドル	1,619,914,114	-	1,626,614,460	6,700,346
合計		1,619,914,114	-	1,626,614,460	6,700,346

(注1) 時価の算定方法

為替予約取引

- 1 計算日に対顧客先物相場の仲値が発表されている外貨については、以下のように評価しております。
計算日において為替予約の受渡日(以下「当該日」という)の対顧客先物相場が発表されている場合は、当該為替予約は当該仲値で評価しております。
計算日において当該日の対顧客先物相場が発表されていない場合は、以下の方法によっております。
 - ・ 計算日に当該日を超える対顧客先物相場が発表されている場合には、発表されている先物相場のうち当該日に最も近い前後二つの先物相場の仲値をもとに計算したレートを用いております。
 - ・ 計算日に当該日を超える対顧客先物相場が発表されていない場合には、当該日に最も近い発表されている対顧客先物相場の仲値を用いております。
- 2 計算日に対顧客先物相場の仲値が発表されていない外貨については、計算日の対顧客相場の仲値で評価しております。

(注2) 上記取引で、ヘッジ会計が適用されているものではありません。

(3) 附属明細表

第1 有価証券明細表

(1) 株式

該当事項はありません。

(2) 株式以外の有価証券

種類	通貨	銘柄	券面総額	評価額	備考
投資証券	アメリカドル	ブラックロック・ストラテジック・ファンズ ブラックロック・アメリカズ・ダイバーシファイド・エクイティ・アブソルート・リターン・ファンド クラスX投資証券	83,782.750	13,416,131.750	
		インスティテューショナル・キャッシュ・シリーズplc ブラックロック・ICS・USトレジャリー・ファンド エージェンシークラス投資証券	12,780.450	1,356,055.580	
	アメリカドル 小計	96,563.200	14,772,187.330 (1,626,565,546)		
投資証券 合計				1,626,565,546 (1,626,565,546)	
合計				1,626,565,546 (1,626,565,546)	

(注1)投資証券における券面総額欄の数値は、口数を表示しております。

(注2) 1 各種通貨毎の小計の欄における()内の金額は、邦貨換算額であります。

2 合計欄における()内の金額は、外貨建有価証券の邦貨換算額の合計額であり、内数で表示しております。

3 外貨建有価証券の内訳

通貨	銘柄数	組入投資証券時価比率	合計金額に対する比率
アメリカドル	投資証券 2銘柄	100.0%	100.0%

第2 信用取引契約残高明細表

該当事項はありません。

第3 デリバティブ取引及び為替予約取引の契約額等及び時価の状況表

当該事項はデリバティブ取引関係の注記事項として記載しております。

(参考情報)

当ファンドは、「ブラックロック・ストラテジック・ファンズ ブラックロック・アメリカズ・ダイバーシファイド・エクイティ・アブソルート・リターン・ファンド クラスX投資証券」及び「インスティテューショナル・キャッシュ・シリーズplc ブラックロック・ICS・USTレジャーリー・ファンド エージェンシークラス投資証券」(以下、両者を併せて「同ファンド」という。)を主要投資対象としており、貸借対照表の資産の部に計上された投資証券は、すべて同ファンドの投資証券であります。同ファンドの状況は以下のとおりであります。

なお、以下に記載した情報は監査意見の対象外です。

同ファンドの状況

(1) 「ブラックロック・ストラテジック・ファンズ ブラックロック・アメリカズ・ダイバーシファイド・エクイティ・アブソルート・リターン・ファンド クラスX投資証券」は、ルクセンブルグにおいて設立されたオープンエンド型投資法人が発行するファンドであり、当該ファンドの現時点で日本語に翻訳された直近の情報は、2020年11月30日に終了する中間計算期間(2020年6月1日から2020年11月30日まで)に係る中間財務書類であります。

当該中間財務書類は、当該ファンドを含む「ブラックロック・ストラテジック・ファンズ」の2020年11月30日現在の中間財務書類のうち、当該ファンドにかかる部分を、委託会社において抜粋し、その原文を翻訳したものです。なお、中間財務書類に含まれる「投資有価証券明細表」の銘柄については原文通り英語表記で行っております。なお、ルクセンブルグにおける独立監査人の監査を受けておりません。

(2) 「インスティテューショナル・キャッシュ・シリーズplc ブラックロック・ICS・USTレジャーリー・ファンド エージェンシークラス投資証券」は、アイルランドにおいて設立されたオープンエンド型投資法人が発行するファンドであり、当該ファンドの現時点で日本語に翻訳された直近の情報は、2020年9月30日に終了する計算期間(2019年10月1日から2020年9月30日まで)に係る財務書類であります。

当該財務書類は、当該ファンドを含む「インスティテューショナル・キャッシュ・シリーズplc」の2020年9月30日現在の財務書類のうち、当該ファンドにかかる部分を、委託会社において抜粋し、その原文を翻訳したものです。なお、財務書類に含まれる「投資有価証券明細表」の銘柄については原文通り英語表記で行っております。

純資産計算書 2020年11月30日現在（未監査）

	注記	ブラックロック・アメリカ ズ・ダイバーシファイド・ エクイティ・アブソルー ト・リターン・ファンド 米ドル
資産		
投資有価証券 - 取得原価		892,934,527
未実現評価益		490,852
投資有価証券 - 時価	2 (a)	893,425,379
銀行預金	2 (a)	39,143,930
ブローカーに対する債権	14	10,660,550
未収利息および未収配当金	2 (a) 、 2 (d)	79,951
売却投資有価証券未収金	2 (a) 、 2 (d)	494,543,655
販売投資証券未収金	2 (a)	413,974
以下に係る未実現純評価益：		
未決済先渡為替予約	2 (d)	3,882,131
差金決済契約	2 (d)	103,059,730
資産合計		1,545,209,300
負債		
ブローカーに対する債務	14	104,475
未払利息および未払配当金	2 (a) 、 2 (d)	6,261,202
購入投資有価証券未払金	2 (a) 、 2 (d)	544,018,492
買戻し投資証券未払金	2 (a)	1,823,732
以下に係る未実現純評価損：		
未決済先渡為替予約	2 (d)	405,571
差金決済契約	2 (d)	107,040,503
未払費用およびその他の負債	2 (a) 、 4、 5、 6、 7、 8	2,476,508
負債合計		662,130,483
純資産合計		883,078,817

添付の注記は、これらの財務書類の不可分の一部である。

3 会計年度末における純資産価額の概要 2020年11月30日現在（未監査）

ブラックロック・アメリカズ・ダイバーシファイド・
エクイティ・アブソルート・リターン・ファンド

	通貨	2020年	2020年	2019年	2018年
		11月30日現在	5月31日現在	5月31日現在	5月31日現在
純資産合計	米ドル	883,078,817	937,142,511	1,240,896,160	934,604,752
以下の1口当たり純資産価額：					
クラスA無分配投資証券（豪ドル）	豪ドル	174.55	207.03	193.21	178.46
クラスA無分配投資証券（ユーロ）	ユーロ	90.19	103.78	100.78	-
クラスAスウェーデン・クローネ・ヘッジ無分配投資証券	スウェーデン・クローネ	117.41	125.53	125.05	129.93
クラスA無分配英国報告型投資証券	米ドル	127.88	136.43	132.72	134.30
クラスAユーロ・ヘッジ無分配英国報告型投資証券	ユーロ	115.32	123.55	123.33	128.43
クラスA無分配英国報告型投資証券（英ポンド）	英ポンド	151.69	175.23	167.39	160.17
クラスD無分配投資証券	米ドル	109.89	116.95	113.21	113.90
クラスDスイス・フラン・ヘッジ無分配投資証券	スイス・フラン	96.54	103.32	102.97	107.08
クラスDユーロ・ヘッジ無分配英国報告型投資証券	ユーロ	119.26	127.47	126.74	131.30
クラスD英ポンド・ヘッジ無分配英国報告型投資証券	英ポンド	105.91	112.83	110.81	113.49
クラスEユーロ・ヘッジ無分配投資証券	ユーロ	92.57	99.43	99.76	104.40
クラスIユーロ・ヘッジ無分配投資証券	ユーロ	97.47	104.03	103.04	106.44
クラスI日本円・ヘッジ無分配投資証券	日本円	9,393.33	10,001.49	9,901.72	10,209.24
クラスIスウェーデン・クローネ・ヘッジ無分配投資証券	スウェーデン・クローネ	90.37	96.24	95.14	-
クラスI無分配英国報告型投資証券	米ドル	104.40	110.94	107.08	107.42
クラスX無分配投資証券	米ドル	155.37	164.27	156.99	155.83

添付の注記は、これらの財務書類の不可分の一部である。

損益および純資産変動計算書 2020年11月30日に終了した会計期間（未監査）

	注記	ブラックロック・アメリカズ・ ダイバーシファイド・エクイ ティ・アブソルート・リター ン・ファンド 米ドル
期首純資産		937,142,511
収益		
預金利息	2 (c)	403,865
債券利息	2 (c)	1,634,678
差金決済契約に係る受取配当金、源泉徴収税控除後	2 (c)、2 (d)	23,281,918
その他の収益		1,983
収益合計		25,322,444
費用		
銀行利息	2 (c)	9,381
差金決済契約に係る支払利息	2 (c)、2 (d)	7,595,389
スワップに係る支払利息および支払配当金	2 (c)	3,322
差金決済契約に係る支払配当金、源泉徴収税控除後	2 (c)、2 (d)	31,521,303
管理事務代行報酬	5	869,356
預託報酬	2 (i)、6	991,702
税金	8	146,668
パフォーマンス・フィー	7	128
販売報酬	4	26,488
投資運用報酬および投資運用再委託報酬	4	5,730,131
費用合計		46,893,868
投資純損失		(21,571,424)
以下に係る実現純利益 / (損失) :		
投資有価証券	2 (a)、2 (b)	1,352,425
差金決済契約	2 (d)	(34,886,486)
外貨および先渡為替予約	2 (d)、 2 (e)、2 (j)	48,368,058
スワップ取引	2 (d)	(1,931,327)
当期実現純利益		12,902,670
以下に係る未実現評価益 / (損) の純変動額 :		
投資有価証券	2 (a)	430,850
差金決済契約	2 (d)	(5,647,341)
外貨および先渡為替予約	2 (d)、 2 (e)、2 (j)	(7,317,825)
スワップ取引	2 (d)	1,353,800
当期末実現評価益 / (損) の純変動		(11,180,516)
運用成績による純資産の減少		(19,849,270)
資本の変動		
投資証券発行による正味受取額		202,412,813
投資証券買戻しによる正味支払額		(236,627,237)
資本の変動による純資産の減少		(34,214,424)
期末純資産		883,078,817

添付の注記は、これらの財務書類の不可分の一部である。

発行済投資証券口数変動表 2020年11月30日に終了した会計期間（未監査）

ブラックロック・アメリカズ・ダイバーシファイド・エクイティ・
アブソルート・リターン・ファンド

	期首発行済 投資証券口数	当期発行 投資証券口数	当期買戻し 投資証券口数	期末発行済 投資証券口数
クラスA無分配投資証券（豪ドル）	149	-	-	149
クラスA無分配投資証券（ユーロ）	45	-	-	45
クラスAスウェーデン・クローネ・ヘッジ無分 配投資証券	1,881,101	1,074,608	1,478,383	1,477,326
クラスA無分配英国報告型投資証券	353,261	48,450	111,354	290,357
クラスAユーロ・ヘッジ無分配英国報告型投資 証券	1,968,095	409,610	420,303	1,957,402
クラスA無分配英国報告型投資証券（英ポ ンド）	9,256	229	151	9,334
クラスD無分配投資証券	428,222	116,732	142,566	402,388
クラスDスイス・フラン・ヘッジ無分配投資証 券	19,529	287	7,418	12,398
クラスDユーロ・ヘッジ無分配英国報告型投資 証券	473,060	135,513	91,917	516,656
クラスD英ポンド・ヘッジ無分配英国報告型投 資証券	865	-	-	865
クラスEユーロ・ヘッジ無分配投資証券	109,970	842	34,471	76,341
クラスIユーロ・ヘッジ無分配投資証券	356,609	176,683	257,412	275,880
クラスI日本円・ヘッジ無分配投資証券	2,557,822	414,382	332,617	2,639,587
クラスIスウェーデン・クローネ・ヘッジ無分 配投資証券	1,047,661	283,654	5,195	1,326,120
クラスI無分配英国報告型投資証券	1,395,570	231,340	438,044	1,188,866
クラスX無分配投資証券	94,160	15,273	3,669	105,764

添付の注記は、これらの財務書類の不可分の一部である。

ブラックロック・アメリカズ・ダイバーシファイド・エクイティ・アブソルート・リターン・ファンド

投資有価証券明細表 2020年11月30日現在(未監査)

保有高	銘柄	時価 (米ドル)	純資産比率 (%)
公認の証券取引所に上場されているまたはその他の規制市場で取引されている譲渡可能な有価証券および短期金融商品			
普通株式			
	米国		
1,742	Bill.com Holdings Inc	206,531	0.02
4,769	Lyft Inc 'A'	184,751	0.02
3,375	Pinterest Inc 'A'	232,301	0.03
12,478	Sumo Logic Inc	325,676	0.04
9,239	ZoomInfo Technologies Inc 'A'	455,945	0.05
		1,405,204	0.16
普通株式合計		1,405,204	0.16
債券			
	米国		
USD 3,000,000	United States Cash Management Bill 2/3/2021 (Zero Coupon)	2,999,249	0.34
USD 20,000,000	United States Cash Management Bill 9/3/2021 (Zero Coupon)	19,994,501	2.26
USD 10,000,000	United States Cash Management Bill 23/3/2021 (Zero Coupon)	9,996,998	1.13
USD 19,000,000	United States Treasury Bill 1/12/2020 (Zero Coupon)	19,000,000	2.15
USD 7,000,000	United States Treasury Bill 3/12/2020 (Zero Coupon)	6,999,941	0.79
USD 20,000,000	United States Treasury Bill 10/12/2020 (Zero Coupon)	19,999,070	2.27
USD 15,000,000	United States Treasury Bill 29/12/2020 (Zero Coupon)	14,999,031	1.70
USD 32,300,000	United States Treasury Bill 7/1/2021 (Zero Coupon)	32,294,970	3.66
USD 15,000,000	United States Treasury Bill 11/2/2021 (Zero Coupon)	14,996,325	1.70
USD 12,000,000	United States Treasury Bill 25/2/2021 (Zero Coupon)	11,997,148	1.36
USD 15,000,000	United States Treasury Bill 25/3/2021 (Zero Coupon)	14,994,965	1.70
USD 26,000,000	United States Treasury Bill 1/4/2021 (Zero Coupon)	25,991,315	2.94
USD 15,000,000	United States Treasury Bill 8/4/2021 (Zero Coupon)	14,994,267	1.70
		209,257,780	23.70
債券合計		209,257,780	23.70
譲渡性預金証書			
	オーストラリア		
USD 10,700,000	Westpac Banking Corp 0.39% 9/6/2021	10,700,000	1.21
		10,700,000	1.21
	米国		
USD 5,000,000	Bank of Montreal 0.20% 3/2/2021	5,000,000	0.57
USD 10,000,000	Bank of Montreal 0.27% 12/8/2021	10,000,000	1.13
USD 10,000,000	Bank of Nova Scotia 0.28% 24/11/2021	10,000,000	1.13
USD 8,000,000	Commonwealth Bank of Australia 0.19% 17/3/2021	8,000,000	0.91
USD 5,370,000	Credit Industriel Et Commercial SA 0.35% 4/1/2021	5,370,759	0.61
USD 10,000,000	Credit Industriel Et Commercial SA 0.39% 7/4/2021	10,000,000	1.13
USD 15,000,000	DZ Bank AG Deutsche Zentral Genoss 0.18% 8/1/2021	15,000,000	1.70
USD 10,000,000	Landesbank Hessen Thuringen Giroz 0.17% 4/1/2021	10,000,000	1.13

保有高	銘柄	時価 (米ドル)	純資産比率 (%)
	米国(続き)		
USD 10,000,000	Mizuho Bank Ltd 0.38% 2/2/2021	10,000,000	1.13
USD 9,000,000	Mizuho Bank Ltd 0.28% 10/5/2021	8,999,999	1.02
USD 9,750,000	MUFG Bank Ltd 0.24% 4/3/2021	9,750,000	1.10
USD 6,150,000	Oversea-Chinese Banking Corp 0.20% 23/2/2021	6,149,903	0.70
USD 10,000,000	Oversea-Chinese Banking Corp 0.29% 18/6/2021	10,000,000	1.13
USD 4,000,000	Skandinaviska Enskilda Banken AB 0.22% 21/5/2021	3,999,619	0.45
USD 10,000,000	Standard Chartered Bank 0.30% 12/2/2021	10,000,000	1.13
USD 8,000,000	Sumitomo Mitsui Banking Corp 0.25% 8/4/2021	8,000,000	0.91
USD 10,000,000	Sumitomo Mitsui Trust Bank Ltd 0.20% 1/12/2020	10,000,000	1.13
USD 15,000,000	Sumitomo Mitsui Trust Bank Ltd 0.20% 4/1/2021	15,000,000	1.70
USD 15,000,000	Toronto-Dominion Bank 0.23% 9/3/2021	15,000,000	1.70
		180,270,280	20.41
譲渡性預金証書合計		190,970,280	21.62
	コマーシャル・ペーパー		
	オーストラリア		
USD 15,000,000	Toyota Finance Australia Ltd 8/3/2021 (Zero Coupon)	14,990,300	1.70
		14,990,300	1.70
	カナダ		
USD 14,500,000	Omers Finance Trust 1/3/2021 (Zero Coupon)	14,493,113	1.64
USD 8,000,000	Toronto-Dominion Bank 2/12/2020 (Zero Coupon)	7,999,971	0.91
		22,493,084	2.55
	フランス		
USD 15,000,000	BPCE SA 1/7/2021 (Zero Coupon)	14,958,483	1.69
USD 20,000,000	Credit Industriel Et Commercial 1/12/2020 (Zero Coupon)	20,000,000	2.27
		34,958,483	3.96
	アイルランド		
USD 4,000,000	Matchpoint Finance Plc 8/12/2020 (Zero Coupon)	3,999,837	0.45
USD 7,000,000	Matchpoint Finance Plc 10/12/2020 (Zero Coupon)	6,999,632	0.79
		10,999,469	1.24
	日本		
USD 2,500,000	Mitsubishi Ufj Trust and Banking Corp 22/2/2021 (Zero Coupon)	2,498,213	0.28
		2,498,213	0.28
	ルクセンブルグ		
USD 6,500,000	European Investment Bank 16/12/2020 (Zero Coupon)	6,499,634	0.73
USD 15,000,000	European Investment Bank 9/2/2021 (Zero Coupon)	14,994,750	1.70
USD 15,000,000	European Investment Bank 1/3/2021 (Zero Coupon)	14,993,625	1.70
		36,488,009	4.13
	ニュージーランド		
USD 5,000,000	ASB Finance Ltd 10/2/2021 (Zero Coupon)	4,998,028	0.57
		4,998,028	0.57
	ノルウェー		
USD 5,000,000	DNB Bank ASA 8/1/2021 (Zero Coupon)	4,998,575	0.57
		4,998,575	0.57

保有高	銘柄	時価 (米ドル)	純資産比率 (%)
シンガポール			
USD 4,500,000	DBS Bank Ltd 26/1/2021 (Zero Coupon)	4,498,740	0.51
USD 3,000,000	DBS Bank Ltd 2/3/2021 (Zero Coupon)	2,998,445	0.34
USD 10,000,000	DBS Bank Ltd 1/4/2021 (Zero Coupon)	9,986,556	1.13
USD 8,000,000	DBS Bank Ltd 13/5/2021 (Zero Coupon)	7,990,945	0.90
		25,474,686	2.88
スウェーデン			
USD 1,500,000	Swedbank AB 1/6/2021 (Zero Coupon)	1,498,180	0.17
		1,498,180	0.17
米国			
USD 3,000,000	Albion Capital Corp SA 3/12/2020 (Zero Coupon)	2,999,977	0.34
USD 9,000,000	Atlantic Asset Securitization LLC 2/12/2020 (Zero Coupon)	8,999,928	1.02
USD 1,000,000	Barton Capital SA 1/12/2020 (Zero Coupon)	1,000,000	0.11
USD 3,000,000	Chariot Funding LLC 4/1/2021 (Zero Coupon)	2,999,348	0.34
USD 10,000,000	Charta LLC 14/1/2021 (Zero Coupon)	9,997,800	1.13
USD 4,500,000	Charta LLC 3/5/2021 (Zero Coupon)	4,495,793	0.51
USD 2,500,000	Ciesco LLC 3/5/2021 (Zero Coupon)	2,497,663	0.28
USD 8,250,000	Collat CP Flex Co LLC 4/1/2021 (Zero Coupon)	8,247,195	0.93
USD 2,000,000	Federation Des Caisses Desjardins 23/12/2020 (Zero Coupon)	1,999,792	0.23
USD 8,000,000	Federation Des Caisses Desjardins 1/3/2021 (Zero Coupon)	7,996,200	0.91
USD 10,000,000	Goldman Sachs International 22/3/2021 (Zero Coupon)	9,992,908	1.13
USD 20,000,000	JP Morgan Securities LLC 5/4/2021 (Zero Coupon)	19,986,111	2.26
USD 11,500,000	JP Morgan Securities LLC 3/5/2021 (Zero Coupon)	11,489,247	1.30
USD 3,000,000	Koch Industries Inc 7/1/2021 (Zero Coupon)	2,999,507	0.34
USD 30,100,000	Koch Industries Inc 8/1/2021 (Zero Coupon)	30,094,883	3.41
USD 12,000,000	LMA Americas LLC 6/4/2021 (Zero Coupon)	11,989,920	1.36
USD 8,000,000	Macquarie Bank Ltd 10/2/2021 (Zero Coupon)	7,996,844	0.91
USD 10,000,000	Macquarie Bank Ltd 19/2/2021 (Zero Coupon)	9,994,556	1.13
USD 15,000,000	Manhattan Asset Funding Co LLC 7/12/2020 (Zero Coupon)	14,999,200	1.70
USD 15,000,000	Manhattan Asset Funding Co LLC 7/12/2020 (Zero Coupon)	15,000,000	1.70
USD 15,000,000	Manhattan Asset Funding Co LLC 3/2/2021 (Zero Coupon)	14,994,667	1.70
USD 16,700,000	Metlife Short Term Fund 22/2/2021 (Zero Coupon)	16,692,684	1.89
USD 9,112,000	Mont Blanc Capital Corp 4/12/2020 (Zero Coupon)	9,111,833	1.03
USD 4,465,000	Mont Blanc Capital Corp 14/12/2020 (Zero Coupon)	4,464,645	0.51
USD 10,000,000	Nederlandse Waterschapsbank NV 14/12/2020 (Zero Coupon)	9,999,494	1.13
USD 5,400,000	Novartis Finance Corp 4/1/2021 (Zero Coupon)	5,398,725	0.61
USD 14,000,000	Novartis Finance Corp 11/1/2021 (Zero Coupon)	13,996,014	1.59
USD 10,000,000	Novartis Finance Corp 8/3/2021 (Zero Coupon)	9,993,264	1.13
USD 4,000,000	NRW.Bank 4/2/2021 (Zero Coupon)	3,998,700	0.45
USD 23,000,000	NRW.Bank 16/3/2021 (Zero Coupon)	22,985,912	2.60
USD 10,000,000	Ridgefield Funding Company LLC 6/4/2021 (Zero Coupon)	9,991,250	1.13
USD 10,000,000	Starbird Funding Corp 14/12/2020 (Zero Coupon)	9,999,278	1.13
USD 15,000,000	Suncorp Metway Ltd 1/3/2021 (Zero Coupon)	14,991,750	1.70
		332,395,088	37.64
コマーシャル・ペーパー合計		491,792,115	55.69

保有高	銘柄	時価 (米ドル)	純資産比率 (%)
公認の証券取引所に上場されているまたはその他の規制市場で取引されている 譲渡可能な有価証券および短期金融商品合計		893,425,379	101.17
投資有価証券(時価)合計		893,425,379	101.17
その他の純負債		(10,346,562)	(1.17)
純資産合計(米ドル)		883,078,817	100.00

添付の注記は、これらの財務書類の不可分の一部である。

差金決済契約 2020年11月30日現在

保有高	銘柄	取引相手	未実現評価益 / (損) (米ドル)
	バハマ		
23,651	Nymox Pharmaceutical Corp	Bank of America Merrill Lynch	1,419
21,901	Nymox Pharmaceutical Corp	Goldman Sachs	1,314
50,506	Nymox Pharmaceutical Corp	Morgan Stanley	6,566
(67,081)	OneSpaWorld Holdings Ltd	HSBC	(19,675)
			<u>(10,376)</u>
	バミューダ		
(25,611)	Alpha & Omega Semiconductor Ltd	Goldman Sachs	(100,139)
(10,568)	Alpha & Omega Semiconductor Ltd	HSBC	(26,367)
(10,137)	Alpha & Omega Semiconductor Ltd	Morgan Stanley	1,723
8,229	Arch Capital Group Ltd	Bank of America Merrill Lynch	(21,642)
(9,412)	Arch Capital Group Ltd	Barclays Bank	12,424
28,888	Arch Capital Group Ltd	Barclays Bank	(38,132)
(3,566)	Arch Capital Group Ltd	Goldman Sachs	9,379
10,521	Arch Capital Group Ltd	Goldman Sachs	(27,670)
(9,194)	Arch Capital Group Ltd	HSBC	16,273
14,003	Arch Capital Group Ltd	HSBC	(24,785)
(13,610)	Arch Capital Group Ltd	Morgan Stanley	17,965
(30,448)	Argo Group International Holdings Ltd	Goldman Sachs	31,272
(12,572)	Argo Group International Holdings Ltd	HSBC	(6,181)
(9,953)	Argo Group International Holdings Ltd	Morgan Stanley	(4,479)
(6,276)	Assured Guaranty Ltd	Bank of America Merrill Lynch	8,381
(12,707)	Assured Guaranty Ltd	Barclays Bank	13,660
(1,491)	Assured Guaranty Ltd	Goldman Sachs	1,439
(7,114)	Assured Guaranty Ltd	HSBC	(5,798)
(5,105)	Assured Guaranty Ltd	Morgan Stanley	5,488
(473)	Athene Holding Ltd ' A '	Goldman Sachs	639
9,841	Athene Holding Ltd ' A '	Goldman Sachs	23,422
(5,314)	Athene Holding Ltd ' A '	HSBC	(25,295)
(6,933)	Athene Holding Ltd ' A '	Morgan Stanley	(4,298)
11,117	Axalta Coating Systems Ltd	Bank of America Merrill Lynch	4,113
24,969	Axalta Coating Systems Ltd	Barclays Bank	4,494
9,889	Axalta Coating Systems Ltd	Goldman Sachs	3,659
2,942	Axalta Coating Systems Ltd	HSBC	2,324
(6,547)	Axalta Coating Systems Ltd	Morgan Stanley	(1,178)
7,846	Axalta Coating Systems Ltd	Morgan Stanley	1,412
(7,200)	Axis Capital Holdings Ltd	Bank of America Merrill Lynch	(3,672)
(2,166)	Axis Capital Holdings Ltd	Barclays Bank	1,863
(15,608)	Axis Capital Holdings Ltd	Goldman Sachs	(7,960)
(6,791)	Axis Capital Holdings Ltd	HSBC	(26,349)
(33,155)	Axis Capital Holdings Ltd	Morgan Stanley	28,513
2,319	Brookfield Property Partners LP	Goldman Sachs	2,320
523	Brookfield Renewable Partners LP	Bank of America Merrill Lynch	2,920
(1)	Bunge Ltd	Barclays Bank	-
(3,356)	Bunge Ltd	HSBC	(10,840)

保有高	銘柄	取引相手	未実現評価益/ (損) (米ドル)
	パミューダ(続き)		
(7,490)	Bunge Ltd	Morgan Stanley	(1,124)
(6,379)	Credicorp Ltd	Bank of America Merrill Lynch	(164,799)
(1,007)	Credicorp Ltd	Barclays Bank	(13,338)
(1,736)	Credicorp Ltd	Goldman Sachs	(45,761)
(1,082)	Credicorp Ltd	Morgan Stanley	(18,967)
(1,844)	Enstar Group Ltd	Goldman Sachs	11,820
(2,493)	Enstar Group Ltd	HSBC	2,219
(4,379)	Enstar Group Ltd	Morgan Stanley	3,897
3,598	Essent Group Ltd	Bank of America Merrill Lynch	(3,778)
10,147	Essent Group Ltd	Barclays Bank	(2,537)
6,794	Essent Group Ltd	Goldman Sachs	(7,133)
(2,181)	Essent Group Ltd	Goldman Sachs	2,290
13,206	Essent Group Ltd	HSBC	7,269
(13,833)	Essent Group Ltd	HSBC	(7,961)
7,301	Essent Group Ltd	Morgan Stanley	(4,657)
(3,232)	Essent Group Ltd	Morgan Stanley	808
(2,738)	Everest Re Group Ltd	Bank of America Merrill Lynch	18,125
(3,685)	Everest Re Group Ltd	Barclays Bank	6,366
(3,061)	Everest Re Group Ltd	Goldman Sachs	20,264
(517)	Everest Re Group Ltd	HSBC	(253)
(1,697)	Everest Re Group Ltd	Morgan Stanley	2,630
8,542	Frontline Ltd	Bank of America Merrill Lynch	(2,392)
11,810	Frontline Ltd	HSBC	(675)
11,607	Frontline Ltd	Morgan Stanley	(8,821)
1,332	GAN Ltd	Goldman Sachs	(3,037)
15,031	GAN Ltd	HSBC	(22,546)
7,180	GAN Ltd	Morgan Stanley	(10,914)
(20,216)	GasLog Ltd	Goldman Sachs	(5,660)
(1,008)	Genpact Ltd	Barclays Bank	60
20,625	Genpact Ltd	Barclays Bank	(1,238)
(14,146)	Genpact Ltd	Goldman Sachs	(4,244)
(12,481)	Genpact Ltd	HSBC	(12,231)
2,749	Genpact Ltd	HSBC	2,694
(17,435)	Genpact Ltd	Morgan Stanley	1,046
11,099	Genpact Ltd	Morgan Stanley	(666)
15,887	Golar LNG Ltd	HSBC	2,423
31,541	Golar LNG Ltd	Morgan Stanley	(7,254)
(239)	Helen of Troy Ltd	Bank of America Merrill Lynch	(1,087)
2,643	Helen of Troy Ltd	Bank of America Merrill Lynch	12,026
707	Helen of Troy Ltd	Barclays Bank	(1,145)
(1,337)	Helen of Troy Ltd	Barclays Bank	2,166
2,184	Helen of Troy Ltd	Goldman Sachs	9,937
(734)	Helen of Troy Ltd	Goldman Sachs	(3,340)
4,636	Helen of Troy Ltd	HSBC	28,671
5,763	Helen of Troy Ltd	Morgan Stanley	(9,336)

保有高	銘柄	取引相手	未実現評価益/ (損) (米ドル)
	パミューダ(続き)		
(7,883)	Hudson Ltd 'A'	Goldman Sachs	(236)
(36,555)	Hudson Ltd 'A'	HSBC	(731)
(27,488)	Hudson Ltd 'A'	Morgan Stanley	(275)
4,793	IBEX Holdings Ltd	Bank of America Merrill Lynch	19,316
8,230	IBEX Holdings Ltd	Goldman Sachs	33,167
24,884	IBEX Holdings Ltd	HSBC	53,742
5,132	IBEX Holdings Ltd	Morgan Stanley	6,723
1,631	IHS Markit Ltd	Bank of America Merrill Lynch	11,792
(2,122)	IHS Markit Ltd	Bank of America Merrill Lynch	(14,150)
4,835	IHS Markit Ltd	Barclays Bank	29,119
(3,996)	IHS Markit Ltd	Barclays Bank	(23,616)
9,981	IHS Markit Ltd	Goldman Sachs	72,163
11,422	IHS Markit Ltd	HSBC	92,979
(1,382)	IHS Markit Ltd	HSBC	(11,636)
15,059	IHS Markit Ltd	Morgan Stanley	88,999
(7,789)	IHS Markit Ltd	Morgan Stanley	(46,033)
(6,068)	Invesco Ltd	Bank of America Merrill Lynch	(4,521)
(4,671)	Invesco Ltd	Barclays Bank	(1,892)
2,753	Invesco Ltd	Goldman Sachs	2,051
(16,949)	Invesco Ltd	Goldman Sachs	(12,627)
82,870	Invesco Ltd	Morgan Stanley	33,562
(11,021)	Invesco Ltd	Morgan Stanley	(4,464)
(25,531)	James River Group Holdings Ltd	HSBC	(18,061)
(30,063)	James River Group Holdings Ltd	Morgan Stanley	(20,743)
3,156	Kiniksa Pharmaceuticals Ltd 'A'	Bank of America Merrill Lynch	8,058
4,880	Kiniksa Pharmaceuticals Ltd 'A'	Goldman Sachs	10,638
23,773	Kiniksa Pharmaceuticals Ltd 'A'	HSBC	62,358
2,704	Kiniksa Pharmaceuticals Ltd 'A'	Morgan Stanley	7,030
(4,139)	Lazard Ltd 'A'	Bank of America Merrill Lynch	(786)
(10,285)	Lazard Ltd 'A'	Barclays Bank	(5,348)
(1,285)	Lazard Ltd 'A'	Goldman Sachs	(244)
(659)	Lazard Ltd 'A'	HSBC	(738)
(9,631)	Lazard Ltd 'A'	Morgan Stanley	(5,008)
(41,113)	Liberty Latin America Ltd 'A'	Goldman Sachs	(1,645)
(6,330)	Liberty Latin America Ltd 'A'	HSBC	2,279
(27,392)	Liberty Latin America Ltd 'A'	Morgan Stanley	9,861
80,152	Liberty Latin America Ltd 'C'	Goldman Sachs	(9,618)
25,450	Liberty Latin America Ltd 'C'	HSBC	(10,944)
(6,754)	Marvell Technology Group Ltd	Barclays Bank	(7,902)
(19,376)	Marvell Technology Group Ltd	Morgan Stanley	(22,670)
(128)	Nabors Industries Ltd	Bank of America Merrill Lynch	(1,697)
(7,145)	Nabors Industries Ltd	HSBC	(38,154)
30,878	Nordic American Tankers Ltd	Morgan Stanley	(1,853)
(28,190)	Norwegian Cruise Line Holdings Ltd	Barclays Bank	(65,965)
(2,040)	RenaissanceRe Holdings Ltd	Bank of America Merrill Lynch	31,804

保有高	銘柄	取引相手	未実現評価益/ (損) (米ドル)
パミューダ(続き)			
(3,200)	RenaissanceRe Holdings Ltd	Barclays Bank	11,776
(5,354)	RenaissanceRe Holdings Ltd	Goldman Sachs	83,469
(6,187)	RenaissanceRe Holdings Ltd	HSBC	6,744
(8,036)	RenaissanceRe Holdings Ltd	Morgan Stanley	29,572
22,957	SFL Corp Ltd	Bank of America Merrill Lynch	(7,117)
95,314	SFL Corp Ltd	Goldman Sachs	(29,547)
35,094	SFL Corp Ltd	HSBC	(4,562)
73,290	SFL Corp Ltd	Morgan Stanley	(9,528)
(31,738)	Signet Jewelers Ltd	Bank of America Merrill Lynch	(138,060)
(1,025)	Signet Jewelers Ltd	Goldman Sachs	(4,459)
(14,576)	Textainer Group Holdings Ltd	Goldman Sachs	(15,451)
(8,476)	Textainer Group Holdings Ltd	HSBC	(11,102)
(18,369)	Textainer Group Holdings Ltd	Morgan Stanley	2,755
(188,779)	Third Point Reinsurance Ltd	HSBC	(72,117)
(105,346)	Third Point Reinsurance Ltd	Morgan Stanley	(22,123)
(5,491)	Triton International Ltd	Goldman Sachs	(13,227)
(1,496)	Triton International Ltd	HSBC	(9,679)
(19,815)	Triton International Ltd	Morgan Stanley	17,041
(794)	White Mountains Insurance Group Ltd	Bank of America Merrill Lynch	(14,744)
(264)	White Mountains Insurance Group Ltd	Barclays Bank	(1,259)
(666)	White Mountains Insurance Group Ltd	Goldman Sachs	(7,338)
(130)	White Mountains Insurance Group Ltd	HSBC	(4,442)
(392)	White Mountains Insurance Group Ltd	Morgan Stanley	(1,870)
			(342,469)
ブラジル			
13,100	Agrenco Ltd*	Morgan Stanley	(387)
(17)	Banco ABC Brasil SA (Pref)	Goldman Sachs	(4)
(150)	Banco ABC Brasil SA (Pref)	Morgan Stanley	(52)
(1,929)	Banco BTG Pactual SA	Goldman Sachs	(7,285)
(2,944)	Banco BTG Pactual SA	Morgan Stanley	(11,141)
(3,858)	Banco BTG Pactual SA (Pref)	Goldman Sachs	5,144
(5,880)	Banco BTG Pactual SA (Pref)	Morgan Stanley	7,840
1,929	Banco BTG Pactual SA (Unit)	Goldman Sachs	3,578
2,944	Banco BTG Pactual SA (Unit)	Morgan Stanley	4,867
(83)	Banco Inter SA	Goldman Sachs	577
3	Banco Inter SA (Pref)	Goldman Sachs	4
83	Banco Inter SA (Unit)	Goldman Sachs	326
192,177	International Meal Co Alimentacao SA 'A'	Goldman Sachs	31,089
207	International Meal Co Alimentacao SA 'A'	HSBC	34
13,700	Laep Investments Ltd*	Goldman Sachs	(707)
24,300	Laep Investments Ltd*	Morgan Stanley	(1,210)
65,120	Minerva SA	Morgan Stanley	2,981
(12,606)	Taurus Armas SA (Pref)	HSBC	(14,572)
			21,082

保有高	銘柄	取引相手	未実現評価益/ (損) (米ドル)
イギリス領バージン諸島			
(1,506)	Biohaven Pharmaceutical Holding Co Ltd	Barclays Bank	(873)
(3,136)	Biohaven Pharmaceutical Holding Co Ltd	Goldman Sachs	22,360
3,938	Biohaven Pharmaceutical Holding Co Ltd	Goldman Sachs	(23,434)
1,740	Biohaven Pharmaceutical Holding Co Ltd	HSBC	9,939
(8,029)	Biohaven Pharmaceutical Holding Co Ltd	HSBC	(13,984)
(2,229)	Biohaven Pharmaceutical Holding Co Ltd	Morgan Stanley	(1,293)
(16,098)	Capri Holdings Ltd	Morgan Stanley	7,888
9,508	National Energy Services Reunited Corp	Goldman Sachs	10,744
3,780	National Energy Services Reunited Corp	HSBC	4,442
24,365	National Energy Services Reunited Corp	Morgan Stanley	(8,284)
			7,505
カナダ			
744	Advanz Pharma Corp Ltd	Morgan Stanley	43
138,940	Atlantic Power Corp	Bank of America Merrill Lynch	(1,389)
131,250	Atlantic Power Corp	Goldman Sachs	(1,313)
145,978	Atlantic Power Corp	HSBC	10,062
109,333	Atlantic Power Corp	Morgan Stanley	5,467
6,620	Bausch Health Cos Inc	Goldman Sachs	(5,693)
29,145	Bausch Health Cos Inc	Morgan Stanley	(7,286)
1,858	Bellatrix Exploration Ltd*	Morgan Stanley	(539)
3,721	Brookfield Infrastructure Corp 'A'	Goldman Sachs	2,307
15,590	Brookfield Infrastructure Corp 'A'	HSBC	2,027
(10,465)	Brookfield Renewable Corp 'A'	Barclays Bank	(59,127)
(14,688)	Brookfield Renewable Corp 'A'	Goldman Sachs	(120,148)
46,356	Brookfield Renewable Corp 'A'	HSBC	311,049
(5,757)	Brookfield Renewable Corp 'A'	Morgan Stanley	(32,527)
12,693	Brookfield Renewable Corp 'A'	Morgan Stanley	71,715
(9,804)	Civeo Corp	Bank of America Merrill Lynch	(25,387)
(954)	Civeo Corp	Goldman Sachs	(2,461)
(1,318)	Civeo Corp	Morgan Stanley	(540)
(2,382)	Enbridge Inc	Bank of America Merrill Lynch	(7,503)
38,556	Energy Fuels Inc	Goldman Sachs	6,555
49,453	Energy Fuels Inc	HSBC	8,961
64,312	Energy Fuels Inc	Morgan Stanley	5,145
8,915	Fennec Pharmaceuticals Inc	Bank of America Merrill Lynch	(3,120)
22,836	Fennec Pharmaceuticals Inc	Goldman Sachs	(7,993)
6,534	Fennec Pharmaceuticals Inc	HSBC	(1,307)
40,865	Fennec Pharmaceuticals Inc	Morgan Stanley	9,136
10,441	IMAX Corp	Bank of America Merrill Lynch	(626)
8,142	IMAX Corp	HSBC	6,921
29,149	IMAX Corp	Morgan Stanley	(18,072)
7,455	Lions Gate Entertainment Corp 'A'	Bank of America Merrill Lynch	4,697
18,816	Lions Gate Entertainment Corp 'A'	Barclays Bank	6,961
47,508	Lions Gate Entertainment Corp 'A'	Goldman Sachs	29,930
7,622	Lions Gate Entertainment Corp 'A'	HSBC	13,796

保有高	銘柄	取引相手	未実現評価益/ (損) (米ドル)
	カナダ(続き)		
9,328	Lions Gate Entertainment Corp 'A'	Morgan Stanley	3,451
12,693	Lions Gate Entertainment Corp 'B'	Bank of America Merrill Lynch	7,108
36,359	Lions Gate Entertainment Corp 'B'	Goldman Sachs	20,361
17,115	Lions Gate Entertainment Corp 'B'	Morgan Stanley	4,279
(888)	Masonite International Corp	Bank of America Merrill Lynch	(7,948)
(958)	Masonite International Corp	HSBC	(1,408)
(8,510)	Masonite International Corp	Morgan Stanley	(12,510)
16,499	MDC Partners Inc 'A'	Bank of America Merrill Lynch	(1,155)
51,499	MDC Partners Inc 'A'	Morgan Stanley	(515)
26,506	Nicholas Financial Inc	Bank of America Merrill Lynch	265
5,229	Novagold Resources Inc	Bank of America Merrill Lynch	(5,543)
91,315	Novagold Resources Inc	HSBC	(56,184)
12,446	Novagold Resources Inc	Morgan Stanley	(1,245)
(320)	Novanta Inc	Bank of America Merrill Lynch	(755)
(1,001)	Novanta Inc	HSBC	2,846
(12,880)	Novanta Inc	Morgan Stanley	(27,434)
748	Pan American Silver Corp	Bank of America Merrill Lynch	(2,715)
9,059	Pan American Silver Corp	Goldman Sachs	(32,884)
3,896	Pan American Silver Corp	Morgan Stanley	(191)
10,265	Pan American Silver Corp (Rights)	Bank of America Merrill Lynch	595
46,959	Pan American Silver Corp (Rights)	Goldman Sachs	2,724
21,553	Pan American Silver Corp (Rights)	Morgan Stanley	216
(26,058)	Poseidon Concepts Corp*	Morgan Stanley	5,372
28,199	Primo Water Corp	Bank of America Merrill Lynch	(1,692)
18,317	Primo Water Corp	HSBC	6,401
74,358	Primo Water Corp	Morgan Stanley	19,786
12,100	Sears Canada Inc*	Morgan Stanley	(5,700)
(25,809)	VBI Vaccines Inc	Bank of America Merrill Lynch	(12,646)
(98,792)	VBI Vaccines Inc	HSBC	(45,286)
8,221	Viemed Healthcare Inc	Bank of America Merrill Lynch	6,823
36,611	Viemed Healthcare Inc	Goldman Sachs	30,387
14,020	Viemed Healthcare Inc	HSBC	5,187
19,647	Viemed Healthcare Inc	Morgan Stanley	7,235
2,368	Waste Connections Inc	Bank of America Merrill Lynch	(5,499)
(12,371)	Waste Connections Inc	Goldman Sachs	37,979
11,917	Waste Connections Inc	Goldman Sachs	(34,465)
(14,065)	Waste Connections Inc	HSBC	24,473
9,888	Waste Connections Inc	HSBC	(19,510)
5,519	Waste Connections Inc	Morgan Stanley	(7,616)
(20,773)	XBiotech Inc	HSBC	(19,245)
3,913	Zymeworks Inc*	Goldman Sachs	105,183
(3,913)	Zymeworks Inc	Goldman Sachs	(20,434)
205	Zymeworks Inc*	HSBC	5,529
(205)	Zymeworks Inc	HSBC	(1,101)
11,400	Zymeworks Inc*	Morgan Stanley	135,120

保有高	銘柄	取引相手	未実現評価益/ (損) (米ドル)
	カナダ(続き)		
(11,400)	Zymeworks Inc	Morgan Stanley	(59,614)
			247,766
	ケイマン諸島		
9,755	Ambarella Inc	Bank of America Merrill Lynch	166,567
6,202	Ambarella Inc	HSBC	70,889
5,312	Ambarella Inc	Morgan Stanley	60,716
11	Atlas Financial Holdings Inc	Bank of America Merrill Lynch	-
7,659	Beyondspring Inc	Goldman Sachs	(36,993)
13,832	Beyondspring Inc	HSBC	(32,982)
15,938	Beyondspring Inc	Morgan Stanley	11,954
(2,607)	Cambium Networks Corp	Goldman Sachs	(12,748)
(2,887)	Cambium Networks Corp	HSBC	(9,325)
(8,068)	Cambium Networks Corp	Morgan Stanley	(26,060)
2,498	CHC Group Ltd*	Morgan Stanley	(1,124)
8,039	Consolidated Water Co Ltd	Bank of America Merrill Lynch	(4,100)
26,823	Consolidated Water Co Ltd	HSBC	12,409
29,412	Consolidated Water Co Ltd	Morgan Stanley	7,941
(2,818)	Fabrinet	Goldman Sachs	6,425
(10,455)	Fabrinet	HSBC	(17,669)
(26,715)	Fabrinet	Morgan Stanley	41,675
(3,567)	Fresh Del Monte Produce Inc	Bank of America Merrill Lynch	(499)
(6,749)	Fresh Del Monte Produce Inc	Goldman Sachs	(945)
(24,080)	Fresh Del Monte Produce Inc	HSBC	(51,056)
(28,308)	Fresh Del Monte Produce Inc	Morgan Stanley	(283)
19,920	Greenlight Capital Re Ltd 'A'	Bank of America Merrill Lynch	(1,793)
44,643	Greenlight Capital Re Ltd 'A'	Goldman Sachs	(359)
128,544	Greenlight Capital Re Ltd 'A'	HSBC	21,809
32,967	Greenlight Capital Re Ltd 'A'	Morgan Stanley	5,934
(727)	Herbalife Nutrition Ltd	Bank of America Merrill Lynch	90
3,061	Herbalife Nutrition Ltd	Bank of America Merrill Lynch	4,898
(578)	Herbalife Nutrition Ltd	Barclays Bank	14
(6,346)	Herbalife Nutrition Ltd	HSBC	(28,176)
(12,100)	Herbalife Nutrition Ltd	Morgan Stanley	-
44,501	Ichor Holdings Ltd	Bank of America Merrill Lynch	197,584
30,710	Ichor Holdings Ltd	Goldman Sachs	136,352
9,992	Ichor Holdings Ltd	HSBC	12,890
3,781	MeiraGTx Holdings Plc	Bank of America Merrill Lynch	(6,276)
4,333	MeiraGTx Holdings Plc	Goldman Sachs	(7,193)
18,258	MeiraGTx Holdings Plc	HSBC	9,734
5,421	MeiraGTx Holdings Plc	Morgan Stanley	6,397
275	Sapiens International Corp NV	Bank of America Merrill Lynch	48
17,103	Sapiens International Corp NV	HSBC	8,738
11,983	Sapiens International Corp NV	Morgan Stanley	7,489
(3,485)	SMART Global Holdings Inc	HSBC	(1,289)
(42,800)	SMART Global Holdings Inc	Morgan Stanley	(23,112)

保有高	銘柄	取引相手	未実現評価益/ (損) (米ドル)
ケイマン諸島(続き)			
(2,210)	StoneCo Ltd 'A'	Bank of America Merrill Lynch	(15,669)
(5,757)	StoneCo Ltd 'A'	Barclays Bank	345
(4,866)	StoneCo Ltd 'A'	Goldman Sachs	(33,652)
9,320	Theravance Biopharma Inc	Bank of America Merrill Lynch	(13,794)
4,594	Theravance Biopharma Inc	Goldman Sachs	(6,799)
19,962	Theravance Biopharma Inc	HSBC	(14,442)
16,905	Theravance Biopharma Inc	Morgan Stanley	4,564
			449,124
キュラソー島			
32,321	Schlumberger NV	Bank of America Merrill Lynch	56,885
2,371	Schlumberger NV	Barclays Bank	(737)
(34,721)	Schlumberger NV	Morgan Stanley	(6,597)
13,897	Schlumberger NV	Morgan Stanley	2,640
			52,191
ドイツ			
1,524	BioNTech SE ADR	HSBC	21,367
1,663	BioNTech SE ADR	Morgan Stanley	20,488
			41,855
ガンジー島			
9,461	Amdocs Ltd	Bank of America Merrill Lynch	20,909
11,570	Amdocs Ltd	Goldman Sachs	25,569
1,178	Amdocs Ltd	HSBC	7,021
14,413	Amdocs Ltd	Morgan Stanley	16,431
			69,930
アイルランド			
9,709	Accenture Plc 'A'	Bank of America Merrill Lynch	37,028
1,613	Accenture Plc 'A'	Goldman Sachs	4,639
(2,353)	Accenture Plc 'A'	HSBC	(20,330)
(2,144)	Accenture Plc 'A'	Morgan Stanley	(5,703)
388	Accenture Plc 'A'	Morgan Stanley	(250)
(11,016)	Adient Plc	Goldman Sachs	(27,320)
(14,287)	Adient Plc	HSBC	(71,149)
(5,349)	Adient Plc	Morgan Stanley	(10,484)
16,921	Alkermes Plc	Bank of America Merrill Lynch	5,076
3,727	Alkermes Plc	Barclays Bank	(335)
29,958	Alkermes Plc	Goldman Sachs	8,987
4,228	Alkermes Plc	HSBC	972
17,588	Alkermes Plc	Morgan Stanley	(1,583)
2,282	Allegion Plc	Bank of America Merrill Lynch	(8,732)
309	Allegion Plc	Barclays Bank	(136)
21,478	Allegion Plc	Goldman Sachs	(93,708)
5,150	Allegion Plc	HSBC	2,321
2,864	Allegion Plc	Morgan Stanley	(3,310)
4,346	Aon Plc 'A'	Barclays Bank	11,169
5,131	Aon Plc 'A'	Goldman Sachs	(9,504)

保有高	銘柄	取引相手	未実現評価益/ (損) (米ドル)
	アイルランド(続き)		
4,142	Aon Plc 'A'	HSBC	53,183
6,163	Cimpress Plc	Goldman Sachs	60,028
2,751	Eaton Corp Plc	Bank of America Merrill Lynch	(43)
11,939	Eaton Corp Plc	Barclays Bank	5,831
7,524	Eaton Corp Plc	Goldman Sachs	25,205
5,453	Eaton Corp Plc	HSBC	39,710
29,136	Eaton Corp Plc	Morgan Stanley	17,191
(33,444)	Endo International Plc	Goldman Sachs	(8,528)
(51,134)	Endo International Plc	HSBC	(24,088)
(1,672)	Horizon Therapeutics Plc	Barclays Bank	(2,809)
(7,525)	Horizon Therapeutics Plc	HSBC	(3,085)
(11,623)	Horizon Therapeutics Plc	Morgan Stanley	(19,526)
722	Jazz Pharmaceuticals Plc	Bank of America Merrill Lynch	(176)
331	Jazz Pharmaceuticals Plc	Barclays Bank	(334)
1,754	Jazz Pharmaceuticals Plc	Goldman Sachs	(3,352)
458	Jazz Pharmaceuticals Plc	HSBC	(288)
5,003	Jazz Pharmaceuticals Plc	Morgan Stanley	(5,053)
(626)	Jazz Pharmaceuticals Plc	Morgan Stanley	632
(7,479)	Johnson Controls International Plc	Bank of America Merrill Lynch	(6,142)
(704)	Johnson Controls International Plc	Barclays Bank	(408)
(6,476)	Johnson Controls International Plc	Goldman Sachs	896
(9,639)	Johnson Controls International Plc	HSBC	(17,447)
(126,166)	Johnson Controls International Plc	Morgan Stanley	(73,177)
(1,699)	Linde Plc	Barclays Bank	(13,524)
(456)	Linde Plc	Goldman Sachs	(2,116)
(4,552)	Linde Plc	HSBC	(11,152)
(15,016)	Linde Plc	Morgan Stanley	(119,527)
15,677	Medtronic Plc	Barclays Bank	46,737
1,546	Medtronic Plc	Goldman Sachs	5,355
2,882	Medtronic Plc	HSBC	6,900
14,532	Medtronic Plc	Morgan Stanley	43,599
(35,567)	nVent Electric Plc	Barclays Bank	(12,513)
(35,737)	nVent Electric Plc	Goldman Sachs	(62,042)
15,175	nVent Electric Plc	Goldman Sachs	28,074
(2,221)	nVent Electric Plc	HSBC	(6,663)
(9,688)	nVent Electric Plc	Morgan Stanley	(4,456)
35,951	nVent Electric Plc	Morgan Stanley	16,537
39,128	Osmotica Pharmaceuticals Plc	Morgan Stanley	14,869
(8,528)	Pentair Plc	Barclays Bank	11,001
(23,980)	Pentair Plc	Goldman Sachs	33,812
(8,184)	Pentair Plc	HSBC	6,956
(40,003)	Pentair Plc	Morgan Stanley	51,604
(2,713)	Perrigo Co Plc	Bank of America Merrill Lynch	2,225
(17,046)	Perrigo Co Plc	Barclays Bank	(10,568)
(9,342)	Perrigo Co Plc	Goldman Sachs	7,661

保有高	銘柄	取引相手	未実現評価益/ (損) (米ドル)
	アイルランド(続き)		
(7,102)	Perrigo Co Plc	HSBC	(16,619)
(4,123)	Perrigo Co Plc	Morgan Stanley	(2,556)
(7,588)	Prothena Corp Plc	Goldman Sachs	9,485
(30,141)	Prothena Corp Plc	HSBC	24,656
(21,300)	Prothena Corp Plc	Morgan Stanley	7,455
(9,143)	Seagate Technology Plc	Barclays Bank	(16,275)
(10,444)	Seagate Technology Plc	Goldman Sachs	(23,644)
(4,782)	Seagate Technology Plc	HSBC	(21,758)
(27,655)	Seagate Technology Plc	Morgan Stanley	(49,226)
(317)	STERIS Plc	Barclays Bank	(735)
7,175	STERIS Plc	Goldman Sachs	(29,920)
(1,067)	STERIS Plc	Goldman Sachs	4,449
(1,581)	STERIS Plc	HSBC	(2,150)
1,638	STERIS Plc	Morgan Stanley	3,800
(4,564)	STERIS Plc	Morgan Stanley	(10,588)
(42,116)	Strongbridge Biopharma Plc	Goldman Sachs	(6,739)
(87,394)	Strongbridge Biopharma Plc	HSBC	(13,479)
(28,522)	Strongbridge Biopharma Plc	Morgan Stanley	-
3,410	Trane Technologies Plc	Bank of America Merrill Lynch	(30,813)
(543)	Trane Technologies Plc	Bank of America Merrill Lynch	1,621
1,815	Trane Technologies Plc	Barclays Bank	(7,150)
(4,243)	Trane Technologies Plc	Goldman Sachs	41,327
6,941	Trane Technologies Plc	HSBC	(21,091)
(2,150)	Trane Technologies Plc	HSBC	6,385
5,318	Trane Technologies Plc	Morgan Stanley	(17,124)
(1,925)	Trane Technologies Plc	Morgan Stanley	6,199
(523)	Willis Towers Watson Plc	Barclays Bank	(2,369)
(182)	Willis Towers Watson Plc	Goldman Sachs	393
(710)	Willis Towers Watson Plc	Morgan Stanley	(3,216)
			<u>(281,045)</u>
	マン島		
9,702	Eros International Plc	Bank of America Merrill Lynch	(970)
18,312	Eros International Plc	HSBC	(1,269)
70,538	Eros International Plc	Morgan Stanley	(2,822)
37,521	Eros STX Global Corp	Goldman Sachs	(3,752)
			<u>(8,813)</u>
	イスラエル		
17,763	Caesarstone Ltd	Goldman Sachs	(178)
38,884	Caesarstone Ltd	HSBC	(2,101)
28,651	Caesarstone Ltd	Morgan Stanley	(6,017)
11,251	Check Point Software Technologies Ltd	Barclays Bank	(14,619)
(25,613)	Check Point Software Technologies Ltd	Morgan Stanley	35,858
871	Check Point Software Technologies Ltd	Morgan Stanley	(720)
3,038	UroGen Pharma Ltd	Bank of America Merrill Lynch	(8,962)
6,853	UroGen Pharma Ltd	Goldman Sachs	(20,216)

保有高	銘柄	取引相手	未実現評価益/ (損) (米ドル)
	イスラエル(続き)		
5,501	UroGen Pharma Ltd	HSBC	(8,263)
12,688	UroGen Pharma Ltd	Morgan Stanley	(5,202)
1,037	Wix.com Ltd	Barclays Bank	10,256
494	Wix.com Ltd	Goldman Sachs	6,940
1,836	Wix.com Ltd	HSBC	9,514
			<u>(3,710)</u>
	ジャージー島		
(158,480)	Ancor Plc	Morgan Stanley	20,603
8,548	Aptiv Plc	Goldman Sachs	58,126
11,307	Aptiv Plc	HSBC	164,856
3,853	Aptiv Plc	Morgan Stanley	17,994
5,809	Caledonia Mining Corp Plc	Bank of America Merrill Lynch	(4,763)
8,475	Caledonia Mining Corp Plc	Goldman Sachs	(6,950)
14,036	Caledonia Mining Corp Plc	HSBC	(10,405)
4,581	Caledonia Mining Corp Plc	Morgan Stanley	(321)
(12,241)	Janus Henderson Group Plc	Goldman Sachs	(22,401)
(2,481)	Janus Henderson Group Plc	HSBC	(6,351)
(19,842)	Janus Henderson Group Plc	Morgan Stanley	(17,461)
(28,380)	Mimecast Ltd	Goldman Sachs	(3,239)
(22,496)	Mimecast Ltd	HSBC	(47,333)
(2,218)	Mimecast Ltd	Morgan Stanley	(5,989)
(2,734)	Novocure Ltd	Barclays Bank	31,605
(1,498)	Novocure Ltd	Goldman Sachs	(5,288)
(570)	Novocure Ltd	Morgan Stanley	6,589
4,958	Novocure Ltd	Morgan Stanley	(57,314)
16,908	Quotient Ltd	HSBC	21,473
22,598	Quotient Ltd	Morgan Stanley	16,949
			<u>150,380</u>
	リベリア		
1,044	Royal Caribbean Cruises Ltd	Barclays Bank	4,625
5,294	Royal Caribbean Cruises Ltd	Goldman Sachs	24,935
1,807	Royal Caribbean Cruises Ltd	Morgan Stanley	8,005
			<u>37,565</u>
	ルクセンブルグ		
4,700	Akazoo SA*	Bank of America Merrill Lynch	(5,405)
11,200	Akazoo SA*	Goldman Sachs	(12,880)
5,417	Akazoo SA*	HSBC	(6,230)
7,099	Akazoo SA*	Morgan Stanley	(8,185)
(33,034)	Altisource Portfolio Solutions SA	Bank of America Merrill Lynch	(10,571)
6,627	Ardagh Group SA	Goldman Sachs	1,060
36,549	Ardagh Group SA	Morgan Stanley	8,406
1,684	Globant SA	Bank of America Merrill Lynch	(1,764)
474	Globant SA	Barclays Bank	(2,934)
356	Globant SA	Goldman Sachs	(662)
1,455	Globant SA	HSBC	(22,804)

保有高	銘柄	取引相手	未実現評価益/ (損) (米ドル)
ルクセンブルク(続き)			
639	Globant SA	Morgan Stanley	(3,955)
8,545	Orion Engineered Carbons SA	Goldman Sachs	5,982
28,468	Orion Engineered Carbons SA	HSBC	14,420
21,777	Orion Engineered Carbons SA	Morgan Stanley	(5,009)
2,921	Spotify Technology SA	Goldman Sachs	95,663
316	Spotify Technology SA	HSBC	1,656
1,139	Spotify Technology SA	Morgan Stanley	12,051
11,928	Trinseo SA	Goldman Sachs	1,193
11,607	Trinseo SA	HSBC	9,049
9,137	Trinseo SA	Morgan Stanley	(1,645)
			67,436
マーシャル諸島			
24,159	Ardmore Shipping Corp	Bank of America Merrill Lynch	11,355
80,662	Ardmore Shipping Corp	Goldman Sachs	37,911
32,831	Ardmore Shipping Corp	HSBC	1,807
17,599	Ardmore Shipping Corp	Morgan Stanley	-
15,017	Costamare Inc	Bank of America Merrill Lynch	8,410
10,476	Costamare Inc	Goldman Sachs	5,867
121,147	Costamare Inc	HSBC	32,710
35,618	DHT Holdings Inc	Bank of America Merrill Lynch	(11,932)
12,998	DHT Holdings Inc	HSBC	(1,625)
66,566	DHT Holdings Inc	Morgan Stanley	(8,321)
(20,862)	Diamond S Shipping Inc	Goldman Sachs	(19,819)
(30,134)	Diamond S Shipping Inc	HSBC	(7,270)
(8,730)	Diamond S Shipping Inc	Morgan Stanley	437
3,530	Dorian LPG Ltd	Goldman Sachs	5,577
34,205	Dorian LPG Ltd	HSBC	25,587
(11,339)	Eagle Bulk Shipping Inc	Goldman Sachs	(33,563)
(12,275)	Eagle Bulk Shipping Inc	HSBC	(14,607)
(4,627)	Eagle Bulk Shipping Inc	Morgan Stanley	(5,506)
(23,411)	Genco Shipping & Trading Ltd	Goldman Sachs	(4,520)
(19,742)	Genco Shipping & Trading Ltd	HSBC	(4,641)
(43,831)	Genco Shipping & Trading Ltd	Morgan Stanley	20,162
(20,118)	International Seaways Inc	Goldman Sachs	(8,651)
(20,966)	International Seaways Inc	HSBC	(8,997)
7,288	Navigator Holdings Ltd	Bank of America Merrill Lynch	364
7,527	Navigator Holdings Ltd	Goldman Sachs	376
35,909	Navigator Holdings Ltd	HSBC	12,538
200	Navigator Holdings Ltd	Morgan Stanley	26
(4,222)	Scorpio Bulk Inc	Goldman Sachs	(11,939)
(6,470)	Scorpio Bulk Inc	HSBC	(13,192)
(1,433)	Scorpio Bulk Inc	Morgan Stanley	(2,092)
5,295	Scorpio Tankers Inc	Goldman Sachs	4,713
5,384	Scorpio Tankers Inc	HSBC	(269)
28,513	Scorpio Tankers Inc	Morgan Stanley	(1,426)

保有高	銘柄	取引相手	未実現評価益/ (損) (米ドル)
	マーシャル諸島(続き)		
22,751	Teekay Corp	Bank of America Merrill Lynch	6,370
14,310	Teekay Corp	Goldman Sachs	4,007
37,702	Teekay Corp	Morgan Stanley	(1,885)
			<u>17,962</u>
	オランダ		
(217)	AerCap Holdings NV	Goldman Sachs	82
(17,933)	AerCap Holdings NV	Morgan Stanley	27,617
24,889	Affimed NV	Bank of America Merrill Lynch	23,396
33,200	Affimed NV	Goldman Sachs	31,208
65,104	Affimed NV	HSBC	11,719
4,658	Centogene NV	Goldman Sachs	3,959
16,048	Centogene NV	HSBC	15,406
5,388	Centogene NV	Morgan Stanley	5,172
(450)	Elastic NV	Bank of America Merrill Lynch	(3,457)
(4,018)	Elastic NV	Goldman Sachs	(87,633)
(6,606)	Elastic NV	Morgan Stanley	(48,355)
13,331	Frank's International NV	Goldman Sachs	533
67,074	Frank's International NV	Morgan Stanley	(6,037)
(20,078)	LyondellBasell Industries NV 'A'	Barclays Bank	(26,704)
(8,408)	LyondellBasell Industries NV 'A'	Morgan Stanley	(11,183)
1,187	NXP Semiconductors NV	HSBC	17,401
6,784	NXP Semiconductors NV	Morgan Stanley	24,491
80,174	Playa Hotels & Resorts NV	HSBC	27,259
36,759	QIAGEN NV	Bank of America Merrill Lynch	106,376
2,643	QIAGEN NV	Barclays Bank	6,093
924	QIAGEN NV	Goldman Sachs	2,680
6,780	QIAGEN NV	Morgan Stanley	16,055
(4,763)	Yandex NV 'A'	HSBC	(22,196)
(12,556)	Yandex NV 'A'	Morgan Stanley	(103,210)
			<u>10,672</u>
	パナマ		
(16,259)	Carnival Corp	Barclays Bank	(40,973)
(14,944)	Carnival Corp	Goldman Sachs	(26,450)
(38,568)	Carnival Corp	Morgan Stanley	(97,191)
6,492	Copa Holdings SA 'A'	Bank of America Merrill Lynch	43,691
50,195	Copa Holdings SA 'A'	Goldman Sachs	337,812
990	Copa Holdings SA 'A'	HSBC	13,197
28,004	Copa Holdings SA 'A'	Morgan Stanley	25,204
			<u>255,290</u>
	パラグアイ		
(531)	EVERTEC Inc	Goldman Sachs	(398)
(29,293)	EVERTEC Inc	HSBC	(50,677)
(43,273)	EVERTEC Inc	Morgan Stanley	23,367
			<u>(27,708)</u>

保有高	銘柄	取引相手	未実現評価益/ (損) (米ドル)
	ペルー		
7,452	Tahoe Resources Inc	Morgan Stanley	(477)
			(477)
	プエルトリコ		
(27,004)	First BanCorp	Bank of America Merrill Lynch	3,958
(66,201)	First BanCorp	Goldman Sachs	13,240
(77,463)	First BanCorp	HSBC	1,460
(22,104)	First BanCorp	Morgan Stanley	(442)
(31,827)	OFG Bancorp	Bank of America Merrill Lynch	13,686
(20,924)	OFG Bancorp	Goldman Sachs	8,997
(48,578)	OFG Bancorp	HSBC	(17,488)
(34,256)	OFG Bancorp	Morgan Stanley	(12,332)
(14,859)	Popular Inc	Bank of America Merrill Lynch	33,284
(5,821)	Popular Inc	Barclays Bank	1,164
(4,348)	Popular Inc	Goldman Sachs	9,739
(3,088)	Popular Inc	HSBC	1,204
(4,604)	Popular Inc	Morgan Stanley	921
(4,507)	Triple-S Management Corp 'B'	Bank of America Merrill Lynch	4,146
(11,630)	Triple-S Management Corp 'B'	Goldman Sachs	10,700
(14,341)	Triple-S Management Corp 'B'	HSBC	3,677
(11,496)	Triple-S Management Corp 'B'	Morgan Stanley	2,989
			78,903
	シンガポール		
(8,534)	Flex Ltd	Barclays Bank	(512)
(38,739)	Flex Ltd	Morgan Stanley	(2,325)
45,571	Maxeon Solar Technologies Ltd	HSBC	298,490
14,563	Maxeon Solar Technologies Ltd	Morgan Stanley	95,388
(9,327)	WaVe Life Sciences Ltd	HSBC	(466)
			390,575
	スイス		
(1,913)	ADC Therapeutics SA	Barclays Bank	3,061
(3,273)	Chubb Ltd	Barclays Bank	(4,288)
(1,804)	Chubb Ltd	Goldman Sachs	1,840
(4,268)	Chubb Ltd	HSBC	(14,341)
4,983	Garmin Ltd	Barclays Bank	7,485
6,965	Garmin Ltd	Goldman Sachs	(8,776)
13,916	Garmin Ltd	HSBC	14,274
13,508	Garmin Ltd	Morgan Stanley	21,478
8,435	TE Connectivity Ltd	Goldman Sachs	25,191
(2,877)	TE Connectivity Ltd	HSBC	(24,311)
(12,874)	TE Connectivity Ltd	Morgan Stanley	(17,251)
2,334	TE Connectivity Ltd	Morgan Stanley	1,958
(296,881)	Transocean Ltd	Goldman Sachs	(238,989)
(76,318)	Transocean Ltd	HSBC	(29,609)
63,782	Transocean Ltd	Morgan Stanley	11,800
			(250,478)

保有高	銘柄	取引相手	未実現評価益/ (損) (米ドル)
	英国		
1,208	Atlassian Corp Plc 'A'	Barclays Bank	18,277
2,567	Atlassian Corp Plc 'A'	Morgan Stanley	38,839
(14,080)	Cardtronics Plc 'A'	Goldman Sachs	(34,778)
(4,487)	Cardtronics Plc 'A'	HSBC	(3,186)
(5,661)	Cardtronics Plc 'A'	Morgan Stanley	(4,019)
10,513	Coca-Cola European Partners Plc	Barclays Bank	23,654
9,708	Coca-Cola European Partners Plc	Goldman Sachs	33,978
14,751	Coca-Cola European Partners Plc	HSBC	80,983
16,570	Coca-Cola European Partners Plc	Morgan Stanley	37,283
54,953	Cushman & Wakefield Plc	Goldman Sachs	22,531
10,527	Cushman & Wakefield Plc	HSBC	7,369
49,733	Cushman & Wakefield Plc	Morgan Stanley	15,417
(3,192)	Gates Industrial Corp Plc	Barclays Bank	(1,213)
3,123	Gates Industrial Corp Plc	Barclays Bank	1,187
(9,415)	Gates Industrial Corp Plc	Goldman Sachs	(3,766)
8,606	Gates Industrial Corp Plc	Goldman Sachs	3,284
(10,610)	Gates Industrial Corp Plc	HSBC	(8,912)
3,431	Gates Industrial Corp Plc	HSBC	2,882
(9,929)	Gates Industrial Corp Plc	Morgan Stanley	(3,773)
28,457	International Game Technology Plc	Barclays Bank	(9,391)
80,058	International Game Technology Plc	Goldman Sachs	121,688
53,593	International Game Technology Plc	HSBC	53,101
14,245	Liberty Global Plc 'A'	Barclays Bank	(5,413)
11,450	Liberty Global Plc 'A'	Goldman Sachs	(1,718)
22,095	Liberty Global Plc 'A'	HSBC	54,354
25,647	Liberty Global Plc 'A'	Morgan Stanley	(9,746)
160	LivanoVa Plc	Goldman Sachs	187
22,116	LivanoVa Plc	HSBC	49,267
3,959	LivanoVa Plc	Morgan Stanley	12,313
(18,811)	Luxfer Holdings Plc	Goldman Sachs	(21,633)
(18,947)	Luxfer Holdings Plc	HSBC	(19,220)
(15,921)	Luxfer Holdings Plc	Morgan Stanley	(5,254)
5,783	Nielsen Holdings Plc	Bank of America Merrill Lynch	(1,966)
(23,027)	Nielsen Holdings Plc	Barclays Bank	(4,145)
20,111	Nielsen Holdings Plc	Barclays Bank	3,620
(22,427)	Nielsen Holdings Plc	HSBC	(15,475)
508	Nielsen Holdings Plc	HSBC	351
(15,253)	Nielsen Holdings Plc	Morgan Stanley	(2,745)
1,365	Oxford Immunotec Global Plc	Bank of America Merrill Lynch	(628)
27,118	Oxford Immunotec Global Plc	Morgan Stanley	2,712
15,653	Royalty Pharma Plc 'A'	Bank of America Merrill Lynch	(11,270)
1,671	Royalty Pharma Plc 'A'	Barclays Bank	237
6,626	Royalty Pharma Plc 'A'	Goldman Sachs	(4,771)
10,905	Royalty Pharma Plc 'A'	HSBC	4,551
3,225	Royalty Pharma Plc 'A'	Morgan Stanley	2,935

保有高	銘柄	取引相手	未実現評価益/ (損) (米ドル)
	英国(続き)		
5,515	Sensata Technologies Holding Plc	Bank of America Merrill Lynch	14,503
6,942	Sensata Technologies Holding Plc	Goldman Sachs	19,211
(11,488)	Sensata Technologies Holding Plc	HSBC	(33,660)
1,878	Sensata Technologies Holding Plc	HSBC	5,503
(27,313)	Sensata Technologies Holding Plc	Morgan Stanley	(13,930)
18,185	Sensata Technologies Holding Plc	Morgan Stanley	9,274
37,145	TechnipFMC Plc	Bank of America Merrill Lynch	23,773
23,753	TechnipFMC Plc	Barclays Bank	(475)
29,936	TechnipFMC Plc	Goldman Sachs	19,159
36,312	TechnipFMC Plc	HSBC	57,736
88,093	TechnipFMC Plc	Morgan Stanley	(1,762)
(19,008)	Tronox Holdings Plc 'A'	Goldman Sachs	(20,529)
(11,710)	Tronox Holdings Plc 'A'	HSBC	(12,647)
(89,307)	Tronox Holdings Plc 'A'	Morgan Stanley	(36,616)
			447,518
	米国		
2,485	10X Genomics Inc 'A'	Barclays Bank	40,456
(757)	10X Genomics Inc 'A'	HSBC	(14,883)
(3,175)	10X Genomics Inc 'A'	Morgan Stanley	(51,689)
788	10X Genomics Inc 'A'	Morgan Stanley	12,829
58,036	1-800-Flowers.com Inc 'A'	Morgan Stanley	73,125
7,268	1Life Healthcare Inc	Bank of America Merrill Lynch	5,814
8,930	1Life Healthcare Inc	Goldman Sachs	6,217
(1,055)	1Life Healthcare Inc	Goldman Sachs	(844)
1,790	1Life Healthcare Inc	HSBC	644
(2,809)	1Life Healthcare Inc	Morgan Stanley	(1,011)
16,718	1Life Healthcare Inc	Morgan Stanley	6,482
5,723	1st Constitution Bancorp	Bank of America Merrill Lynch	3,736
3,665	1st Constitution Bancorp	Goldman Sachs	1,948
27,953	1st Constitution Bancorp	HSBC	22,552
22,449	1st Constitution Bancorp	Morgan Stanley	11,786
(21,204)	1st Source Corp	Bank of America Merrill Lynch	(6,813)
(41,709)	1st Source Corp	Goldman Sachs	(2,615)
(46,443)	1st Source Corp	HSBC	(30,038)
(8,168)	1st Source Corp	Morgan Stanley	82
(2,034)	2U Inc	Bank of America Merrill Lynch	(997)
(7,582)	2U Inc	Barclays Bank	8,871
(2,992)	2U Inc	Goldman Sachs	(1,466)
(41,958)	3D Systems Corp	HSBC	(63,776)
(3,182)	3D Systems Corp	Morgan Stanley	(4,837)
(221)	3M Co	Bank of America Merrill Lynch	(301)
1,251	3M Co	Bank of America Merrill Lynch	1,701
(1,501)	3M Co	Barclays Bank	(1,621)

保有高	銘柄	取引相手	未実現評価益/ (損) (米ドル)
	米国(続き)		
4,080	3M Co	Barclays Bank	4,406
(1,496)	3M Co	Goldman Sachs	(2,035)
5,228	3M Co	Goldman Sachs	6,489
(3,666)	3M Co	HSBC	(43,222)
(17,785)	3M Co	Morgan Stanley	(19,208)
(13,356)	89bio Inc	HSBC	12,650
61,696	8x8 Inc	HSBC	106,992
33,360	8x8 Inc	Morgan Stanley	25,020
73,736	A10 Networks Inc	Bank of America Merrill Lynch	25,070
30,970	A10 Networks Inc	Goldman Sachs	10,530
12,117	A10 Networks Inc	HSBC	(1,575)
(5,355)	AAON Inc	Bank of America Merrill Lynch	10,393
(4,075)	AAON Inc	Goldman Sachs	9,196
(12,752)	AAON Inc	HSBC	5,403
(6,521)	AAON Inc	Morgan Stanley	10,108
17,474	AAR Corp	Goldman Sachs	40,015
23,255	AAR Corp	HSBC	34,707
16,760	AAR Corp	Morgan Stanley	(5,028)
(4,720)	Aaron's Holdings Co Inc	Bank of America Merrill Lynch	(13,105)
(14,407)	Aaron's Holdings Co Inc	Goldman Sachs	(38,853)
(4,038)	Aaron's Holdings Co Inc	HSBC	(22,507)
(18,308)	Aaron's Holdings Co Inc	Morgan Stanley	12,083
2,360	Abbott Laboratories - CDI	Barclays Bank	(2,030)
707	Abbott Laboratories - CDI	Goldman Sachs	(1,986)
1,508	Abbott Laboratories - CDI	HSBC	3,225
11,238	Abbott Laboratories - CDI	Morgan Stanley	(9,665)
14,547	AbbVie Inc	Barclays Bank	39,277
5,939	AbbVie Inc	Goldman Sachs	30,840
5,302	AbbVie Inc	Morgan Stanley	14,315
(13,274)	Abeona Therapeutics Inc	Goldman Sachs	(4,513)
(31,440)	Abeona Therapeutics Inc	HSBC	(17,606)
(109,590)	Abeona Therapeutics Inc	Morgan Stanley	(27,398)
25,492	Abercrombie & Fitch Co 'A'	HSBC	78,260
359	ABIOMED Inc	Bank of America Merrill Lynch	712
385	ABIOMED Inc	Barclays Bank	2,029
(912)	ABIOMED Inc	Goldman Sachs	958
297	ABIOMED Inc	Goldman Sachs	(312)
(1,082)	ABIOMED Inc	HSBC	8,559
(840)	ABIOMED Inc	Morgan Stanley	(4,427)
613	ABIOMED Inc	Morgan Stanley	3,231
(8,960)	ABM Industries Inc	Bank of America Merrill Lynch	2,598
(3,847)	ABM Industries Inc	Goldman Sachs	1,116
(3,118)	ABM Industries Inc	HSBC	1,372
(27,671)	ABM Industries Inc	Morgan Stanley	(5,534)
(24,084)	Acacia Research Corp	Bank of America Merrill Lynch	3,372

保有高	銘柄	取引相手	未実現評価益/ (損) (米ドル)
	米国(続き)		
(124,485)	Acacia Research Corp	Goldman Sachs	17,428
(61,888)	Acacia Research Corp	HSBC	(21)
(44,308)	Acacia Research Corp	Morgan Stanley	2,215
3,533	Acadia Healthcare Co Inc	Barclays Bank	(4,346)
(17,183)	Acadia Healthcare Co Inc	Morgan Stanley	21,135
4,115	ACADIA Pharmaceuticals Inc	Barclays Bank	7,201
4,683	ACADIA Pharmaceuticals Inc	Goldman Sachs	4,495
(4)	ACADIA Pharmaceuticals Inc	Goldman Sachs	(4)
10,244	ACADIA Pharmaceuticals Inc	HSBC	56,957
(3,051)	ACADIA Pharmaceuticals Inc	HSBC	(16,964)
17,897	ACADIA Pharmaceuticals Inc	Morgan Stanley	31,320
43,772	Acadia Realty Trust (REIT)	HSBC	32,355
213,358	Acadia Realty Trust (REIT)	Morgan Stanley	(119,480)
37,055	Accel Entertainment Inc	Bank of America Merrill Lynch	(27,050)
15,550	Accel Entertainment Inc	Goldman Sachs	(11,352)
30,387	Accel Entertainment Inc	HSBC	(19,011)
(245)	Accelerate Diagnostics Inc	Goldman Sachs	167
(5,000)	Accelerate Diagnostics Inc	HSBC	300
(144)	Acceleron Pharma Inc	Bank of America Merrill Lynch	(395)
(529)	Acceleron Pharma Inc	Barclays Bank	(2,544)
(2,261)	Acceleron Pharma Inc	Goldman Sachs	(6,195)
(875)	Acceleron Pharma Inc	HSBC	(3,544)
1,482	Acceleron Pharma Inc	HSBC	6,179
(5,366)	Acceleron Pharma Inc	Morgan Stanley	(25,811)
75,728	ACCO Brands Corp	Goldman Sachs	(1,515)
120,909	ACCO Brands Corp	HSBC	89,595
33,502	ACCO Brands Corp	Morgan Stanley	(4,020)
20,094	Accolade Inc	Goldman Sachs	267,250
4,080	Accolade Inc	HSBC	5,263
26,570	Accuray Inc	Bank of America Merrill Lynch	15,145
74,281	Accuray Inc	Goldman Sachs	42,340
32,686	Accuray Inc	HSBC	12,930
76,307	Accuray Inc	Morgan Stanley	8,394
(18,887)	AceIRx Pharmaceuticals Inc	Goldman Sachs	-
(156,728)	AceIRx Pharmaceuticals Inc	HSBC	(8,291)
55,602	Acer Therapeutics Inc	HSBC	(6,672)
(59)	ACI Worldwide Inc	Barclays Bank	(46)
18,358	ACI Worldwide Inc	Goldman Sachs	9,546
(30,892)	ACI Worldwide Inc	Goldman Sachs	(16,064)
9,893	ACI Worldwide Inc	HSBC	(11,377)
(22,662)	ACI Worldwide Inc	HSBC	(3,111)
15,782	ACI Worldwide Inc	Morgan Stanley	12,310
(18,169)	ACI Worldwide Inc	Morgan Stanley	(14,171)
(29,751)	Aclaris Therapeutics Inc	Bank of America Merrill Lynch	(2,083)
(31,278)	Aclaris Therapeutics Inc	HSBC	22,833

保有高	銘柄	取引相手	未実現評価益/ (損) (米ドル)
	米国(続き)		
(4,253)	ACM Research Inc 'A'	HSBC	1,596
3,017	ACNB Corp	Bank of America Merrill Lynch	3,077
4,971	ACNB Corp	Goldman Sachs	5,070
20,893	ACNB Corp	HSBC	63,058
14,745	ACNB Corp	Morgan Stanley	13,565
1,403	Activision Blizzard Inc	Bank of America Merrill Lynch	1,810
5,803	Activision Blizzard Inc	Barclays Bank	13,521
1,415	Activision Blizzard Inc	Goldman Sachs	1,146
6,936	Activision Blizzard Inc	HSBC	19,698
8,367	Activision Blizzard Inc	Morgan Stanley	19,495
1,323	Actua Corp*	Bank of America Merrill Lynch	(1,191)
(1,350)	Acuity Brands Inc	Bank of America Merrill Lynch	(18,104)
(5,000)	Acuity Brands Inc	Barclays Bank	(33,750)
(2,948)	Acuity Brands Inc	Goldman Sachs	(39,533)
(1,738)	Acuity Brands Inc	HSBC	(30,850)
(8,165)	Acuity Brands Inc	Morgan Stanley	(55,114)
9,768	Acushnet Holdings Corp	Goldman Sachs	3,028
6,718	Acushnet Holdings Corp	HSBC	1,881
5,347	Acushnet Holdings Corp	Morgan Stanley	(1,230)
(23,254)	Acutus Medical Inc	Goldman Sachs	(94,179)
(4,895)	Acutus Medical Inc	HSBC	1,126
(32,813)	Adamas Pharmaceuticals Inc	Goldman Sachs	(10,172)
(50,371)	Adamas Pharmaceuticals Inc	HSBC	(14,955)
6,687	Adams Resources & Energy Inc	HSBC	16,389
3,128	Adams Resources & Energy Inc	Morgan Stanley	2,471
3,080	AdaptHealth Corp	Bank of America Merrill Lynch	147
4,773	AdaptHealth Corp	HSBC	680
13,060	AdaptHealth Corp	Morgan Stanley	5,485
2,976	Adaptive Biotechnologies Corp	Barclays Bank	3,452
803	Adaptive Biotechnologies Corp	Morgan Stanley	931
(1,954)	Adaptive Biotechnologies Corp	Morgan Stanley	(2,267)
(8,665)	Addus HomeCare Corp	Goldman Sachs	28,335
(4,974)	Addus HomeCare Corp	HSBC	23,179
(3,536)	Addus HomeCare Corp	Morgan Stanley	1,238
(1,855)	Adicet Bio Inc	Bank of America Merrill Lynch	631
(2,339)	Adicet Bio Inc	HSBC	1,006
(19,040)	ADMA Biologics Inc	Bank of America Merrill Lynch	(857)
(38,942)	ADMA Biologics Inc	Goldman Sachs	(1,752)
(56,397)	ADMA Biologics Inc	HSBC	(7,313)
2,967	Adobe Inc	Bank of America Merrill Lynch	43,763
(939)	Adobe Inc	Barclays Bank	(14,170)
499	Adobe Inc	HSBC	7,168
(553)	Adobe Inc	HSBC	(2,522)
12,054	Adobe Inc	Morgan Stanley	177,100
32,488	ADT Inc	Goldman Sachs	11,696

保有高	銘柄	取引相手	未実現評価益/ (損) (米ドル)
	米国(続き)		
29,707	ADT Inc	Morgan Stanley	(2,674)
(28,574)	Adtalem Global Education Inc	Bank of America Merrill Lynch	(23,716)
(6,651)	Adtalem Global Education Inc	Goldman Sachs	(6,685)
(33,454)	Adtalem Global Education Inc	HSBC	(90,704)
(17,337)	Adtalem Global Education Inc	Morgan Stanley	(21,844)
2,261	ADTRAN Inc	Goldman Sachs	1,007
24,581	ADTRAN Inc	HSBC	29,251
(572)	Advance Auto Parts Inc	Goldman Sachs	1,344
(3,497)	Advance Auto Parts Inc	HSBC	27,696
(20,943)	Advance Auto Parts Inc	Morgan Stanley	(65,971)
1,321	Advanced Drainage Systems Inc	Bank of America Merrill Lynch	7,503
2,121	Advanced Drainage Systems Inc	Barclays Bank	2,482
16,377	Advanced Drainage Systems Inc	HSBC	111,159
41,461	Advanced Drainage Systems Inc	Morgan Stanley	48,510
(16,383)	Advanced Emissions Solutions Inc	Bank of America Merrill Lynch	(10,157)
(2,280)	Advanced Emissions Solutions Inc	Goldman Sachs	(1,414)
(61,186)	Advanced Emissions Solutions Inc	HSBC	(21,358)
(69,868)	Advanced Emissions Solutions Inc	Morgan Stanley	(6,288)
7,081	Advanced Energy Industries Inc	HSBC	33,087
15,836	Advanced Energy Industries Inc	Morgan Stanley	43,866
(14)	Advanced Micro Devices Inc	Goldman Sachs	(83)
(3,018)	Advanced Micro Devices Inc	HSBC	(19,798)
(7,497)	Advanced Micro Devices Inc	Morgan Stanley	(32,762)
(32,395)	AdvanSix Inc	HSBC	(55,071)
(6,646)	AdvanSix Inc	Morgan Stanley	(465)
(49,447)	Advantage Solutions Inc	HSBC	(9,889)
(6,641)	Adverum Biotechnologies Inc	Bank of America Merrill Lynch	(12,751)
(190)	Adverum Biotechnologies Inc	Goldman Sachs	(365)
(33,361)	Adverum Biotechnologies Inc	HSBC	(15,015)
(1,879)	Adverum Biotechnologies Inc	Morgan Stanley	169
3,147	AECOM	Bank of America Merrill Lynch	5,161
566	AECOM	Barclays Bank	260
12,089	AECOM	Morgan Stanley	5,561
(11,931)	AECOM	Morgan Stanley	(5,488)
(72,519)	Aegion Corp	Bank of America Merrill Lynch	(27,557)
(10,918)	Aegion Corp	HSBC	(25,111)
(9,647)	Aegion Corp	Morgan Stanley	386
3,220	Aeglea BioTherapeutics Inc	Bank of America Merrill Lynch	(3,800)
15,955	Aeglea BioTherapeutics Inc	Goldman Sachs	(18,827)
5,024	Aeglea BioTherapeutics Inc	HSBC	(50)
19,844	Aeglea BioTherapeutics Inc	Morgan Stanley	(4,167)
2,720	Aerie Pharmaceuticals Inc	Bank of America Merrill Lynch	(272)
7,248	Aerie Pharmaceuticals Inc	Goldman Sachs	(725)
37,485	Aerie Pharmaceuticals Inc	HSBC	20,274
7,208	Aerie Pharmaceuticals Inc	Morgan Stanley	4,253

保有高	銘柄	取引相手	未実現評価益/ (損) (米ドル)
	米国(続き)		
5,063	AeroVironment Inc	Bank of America Merrill Lynch	17,265
1,823	AeroVironment Inc	Goldman Sachs	6,216
5,749	AeroVironment Inc	HSBC	51,971
5,750	AeroVironment Inc	Morgan Stanley	6,613
(40,663)	AES Corp	Bank of America Merrill Lynch	13,012
(13,011)	AES Corp	Barclays Bank	(7,156)
(5,369)	AES Corp	Goldman Sachs	1,840
(50,144)	AES Corp	HSBC	(2,006)
(45,912)	AES Corp	Morgan Stanley	(25,252)
1,683	Affiliated Managers Group Inc	Bank of America Merrill Lynch	3,957
(680)	Affiliated Managers Group Inc	Bank of America Merrill Lynch	(180)
2,530	Affiliated Managers Group Inc	Barclays Bank	10,221
3,490	Affiliated Managers Group Inc	Goldman Sachs	7,713
5,073	Affiliated Managers Group Inc	HSBC	34,619
5,501	Affiliated Managers Group Inc	Morgan Stanley	22,224
(3,700)	Affiliated Managers Group Inc	Morgan Stanley	(14,948)
(14,734)	Aflac Inc	Bank of America Merrill Lynch	(22,248)
7,938	Aflac Inc	Bank of America Merrill Lynch	11,986
(13,270)	Aflac Inc	Barclays Bank	(3,848)
(28,904)	Aflac Inc	Goldman Sachs	(43,645)
11,508	Aflac Inc	Goldman Sachs	17,377
(22,635)	Aflac Inc	HSBC	(73,564)
(4,850)	Aflac Inc	Morgan Stanley	(1,407)
14,380	Aflac Inc	Morgan Stanley	4,170
754	AGCO Corp	Barclays Bank	(596)
12,950	AGCO Corp	Goldman Sachs	(43,512)
3,480	AGCO Corp	HSBC	12,702
18,095	AGCO Corp	Morgan Stanley	(17,991)
43,785	Agenus Inc	Goldman Sachs	(4,379)
95,743	Agenus Inc	Morgan Stanley	19,149
(25,249)	Agile Therapeutics Inc	Bank of America Merrill Lynch	4,292
(162,431)	Agile Therapeutics Inc	HSBC	(5,088)
10,017	Agilent Technologies Inc	Barclays Bank	24,842
10,605	Agilent Technologies Inc	Goldman Sachs	46,874
5,790	Agilent Technologies Inc	HSBC	12,680
45,125	Agilent Technologies Inc	Morgan Stanley	111,910
(7,141)	Agilysys Inc	HSBC	(45,524)
(19,871)	Agilysys Inc	Morgan Stanley	10,830
478	Agios Pharmaceuticals Inc	Bank of America Merrill Lynch	1,455
4,503	Agios Pharmaceuticals Inc	Barclays Bank	2,116
(525)	Agios Pharmaceuticals Inc	Barclays Bank	(247)
4,372	Agios Pharmaceuticals Inc	Goldman Sachs	20,024
2,264	Agios Pharmaceuticals Inc	Morgan Stanley	1,064
(3,228)	Agios Pharmaceuticals Inc	Morgan Stanley	(1,517)
(57,432)	AGNC Investment Corp (REIT)	Bank of America Merrill Lynch	(21,859)

保有高	銘柄	取引相手	未実現評価益/ (損) (米ドル)
	米国(続き)		
(45,847)	AGNC Investment Corp (REIT)	Barclays Bank	458
(23,539)	AGNC Investment Corp (REIT)	Goldman Sachs	(8,945)
(20,142)	AGNC Investment Corp (REIT)	HSBC	(25,983)
(15,963)	AGNC Investment Corp (REIT)	Morgan Stanley	160
(8,836)	Agree Realty Corp (REIT)	Bank of America Merrill Lynch	26,508
3,025	Agree Realty Corp (REIT)	Bank of America Merrill Lynch	(9,075)
(4,395)	Agree Realty Corp (REIT)	Barclays Bank	(5,230)
5,747	Agree Realty Corp (REIT)	Barclays Bank	6,839
(8,477)	Agree Realty Corp (REIT)	Goldman Sachs	25,431
36,453	Agree Realty Corp (REIT)	Goldman Sachs	(109,359)
(4,066)	Agree Realty Corp (REIT)	HSBC	(8,620)
40,077	Agree Realty Corp (REIT)	HSBC	74,921
(15,011)	Agree Realty Corp (REIT)	Morgan Stanley	(17,863)
41,704	Agree Realty Corp (REIT)	Morgan Stanley	49,628
5,652	AH Belo Corp 'A'	Bank of America Merrill Lynch	396
(42,259)	Air Lease Corp	Morgan Stanley	58,107
2,476	Air Products and Chemicals Inc	Bank of America Merrill Lynch	27,781
1,106	Air Products and Chemicals Inc	Goldman Sachs	12,409
3,924	Air Products and Chemicals Inc	HSBC	(137,379)
6,854	Air Products and Chemicals Inc	Morgan Stanley	16,449
(21,780)	Air Transport Services Group Inc	Bank of America Merrill Lynch	(18,077)
(10,948)	Air Transport Services Group Inc	Goldman Sachs	(9,087)
(43,068)	Air Transport Services Group Inc	HSBC	(108,148)
(9,052)	Air Transport Services Group Inc	Morgan Stanley	(10,862)
(513)	Airgain Inc	Bank of America Merrill Lynch	(174)
(23,343)	Airgain Inc	Goldman Sachs	(7,937)
(689)	Airgain Inc	HSBC	(7)
(523)	Akamai Technologies Inc	Bank of America Merrill Lynch	(1,177)
(9,703)	Akamai Technologies Inc	Barclays Bank	(10,944)
(3,789)	Akamai Technologies Inc	Goldman Sachs	(7,059)
(6,872)	Akamai Technologies Inc	HSBC	(32,024)
(6,963)	Akamai Technologies Inc	Morgan Stanley	(7,799)
(212,034)	Akebia Therapeutics Inc	HSBC	(53,008)
(6,330)	Akero Therapeutics Inc	Goldman Sachs	(10,634)
(3,099)	Akero Therapeutics Inc	HSBC	(694)
(2,437)	Akero Therapeutics Inc	Morgan Stanley	(2,632)
8,695	Akouos Inc	Bank of America Merrill Lynch	7,739
14,241	Akouos Inc	HSBC	22,054
1,742	Akouos Inc	Morgan Stanley	2,648
(46,644)	Akoustis Technologies Inc	HSBC	(2,291)
(1,642)	Alamo Group Inc	Bank of America Merrill Lynch	(4,651)
(7,077)	Alamo Group Inc	Goldman Sachs	(16,662)
(6,531)	Alamo Group Inc	HSBC	(17,116)
(7,801)	Alamo Group Inc	Morgan Stanley	5,071
(7,264)	Alarm.com Holdings Inc	Bank of America Merrill Lynch	(35,012)

保有高	銘柄	取引相手	未実現評価益/ (損) (米ドル)
	米国(続き)		
1,872	Alarm.com Holdings Inc	Bank of America Merrill Lynch	9,023
(4,966)	Alarm.com Holdings Inc	Barclays Bank	(33,918)
(9,091)	Alarm.com Holdings Inc	Goldman Sachs	(42,712)
10,278	Alarm.com Holdings Inc	Goldman Sachs	49,540
3,998	Alarm.com Holdings Inc	HSBC	27,306
(573)	Alarm.com Holdings Inc	Morgan Stanley	(3,914)
25,761	Alaska Air Group Inc	Bank of America Merrill Lynch	103,817
450	Alaska Air Group Inc	Barclays Bank	662
25,136	Alaska Air Group Inc	Goldman Sachs	101,298
5,804	Alaska Air Group Inc	Morgan Stanley	8,532
(7,573)	Albany International Corp 'A'	Goldman Sachs	(30,974)
(8,321)	Albany International Corp 'A'	HSBC	(90,616)
(13,718)	Albany International Corp 'A'	Morgan Stanley	(549)
(898)	Albemarle Corp	Barclays Bank	(922)
(4,744)	Albemarle Corp	HSBC	(93,362)
(4,977)	Albemarle Corp	Morgan Stanley	(11,696)
3,828	Albemarle Corp	Morgan Stanley	8,996
21,075	Albertsons Cos Inc 'A'	Bank of America Merrill Lynch	4,215
3,826	Albertsons Cos Inc 'A'	Barclays Bank	(421)
(31,355)	Albertsons Cos Inc 'A'	Barclays Bank	3,449
13,790	Albertsons Cos Inc 'A'	Goldman Sachs	2,758
13,201	Albertsons Cos Inc 'A'	HSBC	13,333
17,697	Albertsons Cos Inc 'A'	Morgan Stanley	(1,947)
(8,453)	Albireo Pharma Inc	Goldman Sachs	(14,032)
(6,606)	Albireo Pharma Inc	HSBC	(21,703)
(5,351)	Albireo Pharma Inc	Morgan Stanley	(12,200)
(14,357)	Alcoa Corp	Goldman Sachs	(35,749)
2,649	Alcoa Corp	Goldman Sachs	6,596
13,853	Alcoa Corp	HSBC	61,230
(62,944)	Alcoa Corp	HSBC	(21,401)
17,771	Alcoa Corp	Morgan Stanley	6,042
(53,880)	Alcoa Corp	Morgan Stanley	(18,319)
(25,555)	Aldeyra Therapeutics Inc	Bank of America Merrill Lynch	(8,178)
(7,095)	Aldeyra Therapeutics Inc	Goldman Sachs	(2,270)
(41,935)	Aldeyra Therapeutics Inc	HSBC	(11,208)
(12,597)	Aldeyra Therapeutics Inc	Morgan Stanley	(3,023)
11,816	Alector Inc	Goldman Sachs	6,262
19,385	Alector Inc	HSBC	13,417
11,889	Alector Inc	Morgan Stanley	2,259
8,500	Alerus Financial Corp	Bank of America Merrill Lynch	(2,550)
13,568	Alerus Financial Corp	Goldman Sachs	(4,070)
38,457	Alerus Financial Corp	HSBC	59,119
16,376	Alerus Financial Corp	Morgan Stanley	17,686
(18,077)	Alexander & Baldwin Inc	HSBC	(19,523)
(101,515)	Alexander & Baldwin Inc	Morgan Stanley	11,167

保有高	銘柄	取引相手	未実現評価益/ (損) (米ドル)
	米国(続き)		
(2,895)	Alexander's Inc (REIT)	Bank of America Merrill Lynch	41,630
(2,746)	Alexander's Inc (REIT)	Goldman Sachs	39,487
(3,660)	Alexander's Inc (REIT)	HSBC	1,428
(2,246)	Alexander's Inc (REIT)	Morgan Stanley	16,665
1,173	Alexandria Real Estate Equities Inc (REIT)	Bank of America Merrill Lynch	(3,155)
9,949	Alexandria Real Estate Equities Inc (REIT)	Barclays Bank	(13,232)
14,975	Alexandria Real Estate Equities Inc (REIT)	Goldman Sachs	(40,283)
1,142	Alexandria Real Estate Equities Inc (REIT)	HSBC	(898)
5,332	Alexandria Real Estate Equities Inc (REIT)	Morgan Stanley	(7,092)
(684)	Alexion Pharmaceuticals Inc	Bank of America Merrill Lynch	694
1,346	Alexion Pharmaceuticals Inc	HSBC	(2,490)
(2,335)	Alexion Pharmaceuticals Inc	HSBC	4,320
11,896	Alexion Pharmaceuticals Inc	Morgan Stanley	4,996
(3,193)	Alexion Pharmaceuticals Inc	Morgan Stanley	(1,341)
(7,879)	Alico Inc	Bank of America Merrill Lynch	1,733
(15,283)	Alico Inc	Goldman Sachs	460
(12,324)	Alico Inc	HSBC	(17,780)
(7,603)	Alico Inc	Morgan Stanley	(8,515)
(60)	Align Technology Inc	Bank of America Merrill Lynch	(2,314)
924	Align Technology Inc	Barclays Bank	3,530
(140)	Align Technology Inc	Goldman Sachs	(3,252)
350	Align Technology Inc	Goldman Sachs	12,053
(770)	Align Technology Inc	HSBC	(2,626)
178	Align Technology Inc	Morgan Stanley	680
(752)	Allakos Inc	Bank of America Merrill Lynch	(2,114)
(611)	Allakos Inc	Barclays Bank	(550)
(3,379)	Allakos Inc	Goldman Sachs	(15,207)
(6,370)	Allakos Inc	HSBC	(3,837)
(678)	Alleghany Corp	Bank of America Merrill Lynch	26,483
(2,471)	Alleghany Corp	Barclays Bank	31,395
(1,231)	Alleghany Corp	Goldman Sachs	47,969
(272)	Alleghany Corp	HSBC	10,083
(1,055)	Alleghany Corp	Morgan Stanley	12,776
(5,504)	Allegheny Technologies Inc	Barclays Bank	2,532
(17,469)	Allegheny Technologies Inc	Goldman Sachs	(10,481)
(21,998)	Allegheny Technologies Inc	HSBC	(49,935)
(52,188)	Allegheny Technologies Inc	Morgan Stanley	24,007
(18,378)	Allegiance Bancshares Inc	Bank of America Merrill Lynch	(274)
(21,253)	Allegiance Bancshares Inc	Goldman Sachs	(2,156)
(31,057)	Allegiance Bancshares Inc	HSBC	(31,705)
(15,761)	Allegiance Bancshares Inc	Morgan Stanley	(8,196)
2,295	Allegiant Travel Co	Goldman Sachs	22,204
7,484	Allegiant Travel Co	HSBC	139,464
4,519	Allegiant Travel Co	Morgan Stanley	30,300
9,550	ALLETE Inc	Bank of America Merrill Lynch	(15,089)

保有高	銘柄	取引相手	未実現評価益/ (損) (米ドル)
	米国(続き)		
(5,832)	ALLETE Inc	Bank of America Merrill Lynch	9,215
606	ALLETE Inc	Barclays Bank	(182)
(52,181)	ALLETE Inc	HSBC	28,029
14,261	ALLETE Inc	Morgan Stanley	(4,278)
(61,470)	ALLETE Inc	Morgan Stanley	18,441
(2,539)	Alliance Data Systems Corp	Bank of America Merrill Lynch	(10,029)
(2,366)	Alliance Data Systems Corp	Barclays Bank	(6,601)
(5,615)	Alliance Data Systems Corp	Goldman Sachs	(15,160)
(5,299)	Alliance Data Systems Corp	Morgan Stanley	(14,784)
14,847	Alliant Energy Corp	Barclays Bank	297
75,665	Alliant Energy Corp	Goldman Sachs	(277,691)
209	Alliant Energy Corp	HSBC	(807)
(12,789)	Alliant Energy Corp	HSBC	49,366
74,338	Alliant Energy Corp	Morgan Stanley	1,487
(1,771)	Allied Motion Technologies Inc	Bank of America Merrill Lynch	(988)
(10,809)	Allied Motion Technologies Inc	Goldman Sachs	(7,767)
(7,308)	Allied Motion Technologies Inc	HSBC	2,783
(14,504)	Allied Motion Technologies Inc	Morgan Stanley	(10,370)
5,918	Allison Transmission Holdings Inc	Bank of America Merrill Lynch	1,716
7,500	Allison Transmission Holdings Inc	HSBC	13,425
61,573	Allison Transmission Holdings Inc	Morgan Stanley	(9,236)
(11,528)	Allogene Therapeutics Inc	Barclays Bank	(10,721)
(1,036)	Allogene Therapeutics Inc	Goldman Sachs	(384)
17,885	Allogene Therapeutics Inc	Goldman Sachs	(26,469)
5,018	Allogene Therapeutics Inc	HSBC	18,315
7,187	Allogene Therapeutics Inc	Morgan Stanley	6,684
5,055	Allovir Inc	Goldman Sachs	24,315
9,230	Allovir Inc	HSBC	17,137
2,400	Allscripts Healthcare Solutions Inc	HSBC	888
55,404	Allscripts Healthcare Solutions Inc	Morgan Stanley	20,499
2,779	Allstate Corp	Goldman Sachs	13,940
5,265	Allstate Corp	HSBC	50,807
19,017	Allstate Corp	Morgan Stanley	42,408
31,677	Ally Financial Inc	Bank of America Merrill Lynch	(3,484)
27,209	Ally Financial Inc	Barclays Bank	20,135
17,759	Ally Financial Inc	Goldman Sachs	(1,953)
41,380	Ally Financial Inc	HSBC	30,207
7,239	Ally Financial Inc	Morgan Stanley	5,357
(893)	Alnylam Pharmaceuticals Inc	Bank of America Merrill Lynch	(98)
(2,824)	Alnylam Pharmaceuticals Inc	Barclays Bank	(22,987)
(326)	Alnylam Pharmaceuticals Inc	Goldman Sachs	(2,263)
(8,357)	Alnylam Pharmaceuticals Inc	Morgan Stanley	(68,026)
(18,019)	Alpha Pro Tech Ltd	HSBC	3,604
(44)	Alphabet Inc 'A'	Bank of America Merrill Lynch	315
(59)	Alphabet Inc 'A'	Barclays Bank	(2,320)

保有高	銘柄	取引相手	未実現評価益/ (損) (米ドル)
	米国(続き)		
(92)	Alphabet Inc 'A'	Goldman Sachs	367
(1,104)	Alphabet Inc 'A'	Morgan Stanley	(43,410)
(4,453)	Alphatec Holdings Inc	Goldman Sachs	(1,648)
(5,515)	Alphatec Holdings Inc	HSBC	1,158
(45,179)	Alphatec Holdings Inc	Morgan Stanley	9,488
2,687	Alpine Immune Sciences Inc	Goldman Sachs	4,138
5,393	Alpine Immune Sciences Inc	HSBC	11,068
(55,234)	Alta Equipment Group Inc	Bank of America Merrill Lynch	(47,501)
3,379	Altabancorp	Bank of America Merrill Lynch	(567)
18,263	Altabancorp	Goldman Sachs	(3,835)
8,856	Altabancorp	HSBC	2,581
4,303	Altabancorp	Morgan Stanley	(258)
3,416	Altair Engineering Inc 'A'	Bank of America Merrill Lynch	15,030
11,797	Altair Engineering Inc 'A'	Goldman Sachs	52,733
17,068	Altair Engineering Inc 'A'	HSBC	54,740
2,587	Altair Engineering Inc 'A'	Morgan Stanley	6,286
515	Alteryx Inc 'A'	Barclays Bank	3,188
989	Alteryx Inc 'A'	HSBC	1,508
(3,704)	Alteryx Inc 'A'	Morgan Stanley	(22,928)
32,535	Altice USA Inc 'A'	Bank of America Merrill Lynch	99,882
(7,749)	Altice USA Inc 'A'	Bank of America Merrill Lynch	(8,301)
(36,787)	Altice USA Inc 'A'	Barclays Bank	30,634
7,022	Altice USA Inc 'A'	Morgan Stanley	(6,390)
(5,606)	Altice USA Inc 'A'	Morgan Stanley	5,101
(42,885)	Altimmune Inc	Goldman Sachs	(60,468)
(4,038)	Altimmune Inc	HSBC	(6,420)
5,209	Altra Industrial Motion Corp	Goldman Sachs	3,959
16,651	Altra Industrial Motion Corp	HSBC	47,129
16,194	Altra Industrial Motion Corp	Morgan Stanley	30,364
(14,102)	Altria Group Inc	Bank of America Merrill Lynch	21,012
(31,202)	Altria Group Inc	Barclays Bank	6,552
(52,462)	Altria Group Inc	Goldman Sachs	78,168
(19,831)	Altria Group Inc	HSBC	(36,093)
(36,140)	Altria Group Inc	Morgan Stanley	7,589
2,302	Altus Midstream Co 'A'	HSBC	14,618
615	Altus Midstream Co 'A'	Morgan Stanley	763
7,308	ALX Oncology Holdings Inc	Bank of America Merrill Lynch	113,347
2,254	ALX Oncology Holdings Inc	Goldman Sachs	34,960
990	ALX Oncology Holdings Inc	HSBC	22,018
1,651	ALX Oncology Holdings Inc	Morgan Stanley	(22,206)
118	Amalgamated Bank 'A'	Bank of America Merrill Lynch	8
36,591	Amalgamated Bank 'A'	Goldman Sachs	2,561
27,269	Amalgamated Bank 'A'	HSBC	9,747
16,872	Amalgamated Bank 'A'	Morgan Stanley	4,218
4,218	A-Mark Precious Metals Inc	Bank of America Merrill Lynch	(4,188)

保有高	銘柄	取引相手	未実現評価益/ (損) (米ドル)
	米国(続き)		
2,627	A-Mark Precious Metals Inc	Goldman Sachs	(2,391)
3,535	A-Mark Precious Metals Inc	HSBC	(2,400)
1,497	A-Mark Precious Metals Inc	Morgan Stanley	269
50	Amazon.com Inc - CDI	Barclays Bank	3,533
133	Amazon.com Inc - CDI	Goldman Sachs	4,077
197	Amazon.com Inc - CDI	HSBC	6,552
402	Amazon.com Inc - CDI	Morgan Stanley	31,601
(27,235)	Ambac Financial Group Inc	Goldman Sachs	(5,175)
(32,151)	Ambac Financial Group Inc	HSBC	(10,821)
(42,944)	Ambac Financial Group Inc	Morgan Stanley	3,006
19,982	AMC Entertainment Holdings Inc 'A'	Bank of America Merrill Lynch	21,181
7,697	AMC Entertainment Holdings Inc 'A'	HSBC	9,089
3,106	AMC Networks Inc 'A'	Bank of America Merrill Lynch	13,878
15,469	AMC Networks Inc 'A'	HSBC	156,803
13,956	AMC Networks Inc 'A'	Morgan Stanley	40,891
1,776	Amedisys Inc	Goldman Sachs	(6,163)
(10,743)	Amedisys Inc	Morgan Stanley	(18,907)
990	Amedisys Inc	Morgan Stanley	1,742
(13,398)	Amerant Bancorp Inc	Goldman Sachs	(22,777)
(18,610)	Amerant Bancorp Inc	HSBC	(37,371)
(9,768)	Amerant Bancorp Inc	Morgan Stanley	(14,359)
(448)	AMERCO	Bank of America Merrill Lynch	891
(757)	AMERCO	Barclays Bank	(1,650)
(2,239)	AMERCO	Goldman Sachs	2,284
3,882	AMERCO	HSBC	77,756
1,071	AMERCO	Morgan Stanley	2,335
13,286	Ameren Corp	Bank of America Merrill Lynch	(47,209)
15,528	Ameren Corp	Barclays Bank	(11,025)
8,718	Ameren Corp	Goldman Sachs	(24,977)
12,369	Ameren Corp	HSBC	(55,042)
69,038	Ameren Corp	Morgan Stanley	(54,134)
(885)	Ameresco Inc 'A'	HSBC	(35)
(22,674)	Ameresco Inc 'A'	Morgan Stanley	39,226
(27,591)	American Airlines Group Inc	Barclays Bank	(23,452)
59,153	American Airlines Group Inc	Goldman Sachs	95,828
23,470	American Assets Trust Inc (REIT)	Bank of America Merrill Lynch	38,491
17,843	American Assets Trust Inc (REIT)	Goldman Sachs	27,746
64,172	American Assets Trust Inc (REIT)	HSBC	181,656
44,256	American Assets Trust Inc (REIT)	Morgan Stanley	(17,260)
(29,046)	American Axle & Manufacturing Holdings Inc	Goldman Sachs	(1,452)
(50,442)	American Axle & Manufacturing Holdings Inc	HSBC	(21,688)
(26,975)	American Axle & Manufacturing Holdings Inc	Morgan Stanley	2,967
6,733	American Campus Communities Inc (REIT)	Bank of America Merrill Lynch	(6,935)
28,236	American Campus Communities Inc (REIT)	Barclays Bank	(9,318)
10,757	American Campus Communities Inc (REIT)	Goldman Sachs	(11,080)

保有高	銘柄	取引相手	未実現評価益/ (損) (米ドル)
	米国(続き)		
7,194	American Campus Communities Inc (REIT)	HSBC	3,309
(6,820)	American Campus Communities Inc (REIT)	HSBC	(3,137)
7,985	American Campus Communities Inc (REIT)	Morgan Stanley	(2,635)
(3,937)	American Campus Communities Inc (REIT)	Morgan Stanley	1,299
(4,495)	American Eagle Outfitters Inc	Bank of America Merrill Lynch	(9,844)
(95,921)	American Eagle Outfitters Inc	Goldman Sachs	(210,067)
(9,354)	American Eagle Outfitters Inc	HSBC	(748)
(11,367)	American Electric Power Co Inc	Barclays Bank	(18,074)
(8,924)	American Electric Power Co Inc	Goldman Sachs	29,352
(13,987)	American Electric Power Co Inc	HSBC	72,593
(20,593)	American Electric Power Co Inc	Morgan Stanley	(32,743)
(11,699)	American Equity Investment Life Holding Co	HSBC	(3,978)
(22,208)	American Equity Investment Life Holding Co	Morgan Stanley	28,426
2,774	American Express Co	Barclays Bank	13,371
11,207	American Express Co	Goldman Sachs	23,265
1,421	American Express Co	HSBC	5,030
16,965	American Express Co	Morgan Stanley	81,772
(5,623)	American Finance Trust Inc (REIT)	Bank of America Merrill Lynch	883
(12,467)	American Finance Trust Inc (REIT)	Goldman Sachs	(1,873)
(80,334)	American Finance Trust Inc (REIT)	HSBC	(13,840)
(22,171)	American Finance Trust Inc (REIT)	Morgan Stanley	(2,217)
(126)	American Financial Group Inc	Bank of America Merrill Lynch	(490)
(2,796)	American Financial Group Inc	Goldman Sachs	(9,340)
904	American Financial Group Inc	Goldman Sachs	3,065
(12,437)	American Financial Group Inc	HSBC	(106,336)
779	American Financial Group Inc	HSBC	6,660
(5,123)	American Financial Group Inc	Morgan Stanley	(4,406)
6,223	American Financial Group Inc	Morgan Stanley	5,352
(36,559)	American Homes 4 Rent 'A' (REIT)	Barclays Bank	(18,280)
(9,915)	American Homes 4 Rent 'A' (REIT)	Goldman Sachs	9,816
(62,270)	American Homes 4 Rent 'A' (REIT)	HSBC	23,663
(24,840)	American Homes 4 Rent 'A' (REIT)	Morgan Stanley	(12,420)
(5,541)	American International Group Inc	Bank of America Merrill Lynch	(4,322)
(3,925)	American International Group Inc	Barclays Bank	1,963
(10,343)	American International Group Inc	Goldman Sachs	(2,742)
(7,422)	American International Group Inc	HSBC	(12,989)
(24,029)	American International Group Inc	Morgan Stanley	12,015
27,639	American National Bankshares Inc	Bank of America Merrill Lynch	(44,775)
13,434	American National Bankshares Inc	Goldman Sachs	(21,763)
12,581	American National Bankshares Inc	HSBC	23,237
10,295	American National Bankshares Inc	Morgan Stanley	1,853
9,381	American National Group Inc	Bank of America Merrill Lynch	23,171
1,185	American National Group Inc	Barclays Bank	(841)
3,795	American National Group Inc	Goldman Sachs	9,373
(1,125)	American National Group Inc	Goldman Sachs	(2,779)

保有高	銘柄	取引相手	未実現評価益/ (損) (米ドル)
	米国(続き)		
5,610	American National Group Inc	HSBC	41,009
15,924	American National Group Inc	Morgan Stanley	(11,306)
(11,498)	American Outdoor Brands Inc	Bank of America Merrill Lynch	(1,380)
(2,897)	American Outdoor Brands Inc	Goldman Sachs	(348)
(18,503)	American Outdoor Brands Inc	HSBC	3,886
(3,581)	American Outdoor Brands Inc	Morgan Stanley	752
1,315	American Public Education Inc	Goldman Sachs	395
10,263	American Public Education Inc	HSBC	7,675
4,235	American Public Education Inc	Morgan Stanley	(3,727)
(2,026)	American Realty Investors Inc	HSBC	(41)
2,331	American Renal Associates Holdings Inc	Goldman Sachs	23
7,562	American Renal Associates Holdings Inc	Morgan Stanley	227
51,175	American Software Inc 'A'	Bank of America Merrill Lynch	(12,794)
6,073	American Software Inc 'A'	HSBC	(3,705)
2,210	American States Water Co	Bank of America Merrill Lynch	(5,228)
(5,258)	American States Water Co	Bank of America Merrill Lynch	21,505
4,879	American States Water Co	Barclays Bank	(3,513)
(5,398)	American States Water Co	Barclays Bank	3,887
9,620	American States Water Co	Goldman Sachs	(39,345)
37,244	American States Water Co	HSBC	(14,970)
(3,311)	American States Water Co	Morgan Stanley	2,384
(16,542)	American Superconductor Corp	HSBC	(101,607)
(47,730)	American Superconductor Corp	Morgan Stanley	(116,938)
(1,409)	American Tower Corp (REIT)	Bank of America Merrill Lynch	9,356
(333)	American Tower Corp (REIT)	Barclays Bank	(1,159)
1,725	American Tower Corp (REIT)	Barclays Bank	6,107
(2,330)	American Tower Corp (REIT)	Goldman Sachs	15,546
279	American Tower Corp (REIT)	Goldman Sachs	(1,934)
(1,168)	American Tower Corp (REIT)	HSBC	6,459
471	American Tower Corp (REIT)	HSBC	1,402
523	American Tower Corp (REIT)	Morgan Stanley	2,027
(11,771)	American Vanguard Corp	Bank of America Merrill Lynch	(2,688)
(24,405)	American Vanguard Corp	Goldman Sachs	(8,786)
(34,671)	American Vanguard Corp	HSBC	(28,789)
(16,139)	American Vanguard Corp	Morgan Stanley	(3,389)
3,551	American Water Works Co Inc	Barclays Bank	(2,344)
5,613	American Water Works Co Inc	HSBC	(43,613)
21,509	American Water Works Co Inc	Morgan Stanley	(14,196)
(4,914)	American Well Corp 'A'	Bank of America Merrill Lynch	(20,934)
(5,726)	American Well Corp 'A'	Barclays Bank	(20,556)
4,685	American Well Corp 'A'	Barclays Bank	16,819
1,521	American Woodmark Corp	Bank of America Merrill Lynch	(4,669)
7,341	American Woodmark Corp	HSBC	(22,239)
394	American Woodmark Corp	Morgan Stanley	(4,527)
6,354	America's Car-Mart Inc	Goldman Sachs	19,634

保有高	銘柄	取引相手	未実現評価益/ (損) (米ドル)
	米国(続き)		
564	America's Car-Mart Inc	HSBC	643
(561)	Americold Realty Trust (REIT)	Goldman Sachs	(133)
7,706	Americold Realty Trust (REIT)	HSBC	(7,321)
(29,647)	Americold Realty Trust (REIT)	Morgan Stanley	3,261
(3,049)	Ameriprise Financial Inc	Bank of America Merrill Lynch	(7,839)
1,338	Ameriprise Financial Inc	Bank of America Merrill Lynch	591
(3,502)	Ameriprise Financial Inc	Barclays Bank	(15,134)
(2,483)	Ameriprise Financial Inc	Goldman Sachs	(6,183)
388	Ameriprise Financial Inc	Goldman Sachs	2,101
(3,642)	Ameriprise Financial Inc	HSBC	(20,104)
618	Ameriprise Financial Inc	HSBC	(2,300)
(809)	Ameriprise Financial Inc	Morgan Stanley	(3,802)
6,164	Ameriprise Financial Inc	Morgan Stanley	28,971
(6,111)	Ameris Bancorp	Bank of America Merrill Lynch	4,217
(36,103)	Ameris Bancorp	Goldman Sachs	24,911
(30,483)	Ameris Bancorp	HSBC	(5,604)
(18,100)	Ameris Bancorp	Morgan Stanley	543
(2,300)	AMERISAFE Inc	Bank of America Merrill Lynch	7,705
(13,576)	AMERISAFE Inc	Goldman Sachs	45,480
(14,487)	AMERISAFE Inc	HSBC	19,847
(9,605)	AMERISAFE Inc	Morgan Stanley	8,548
5,477	AmerisourceBergen Corp	Bank of America Merrill Lynch	(20,514)
263	AmerisourceBergen Corp	Barclays Bank	1,036
8,214	AmerisourceBergen Corp	Goldman Sachs	(36,374)
3,005	AmerisourceBergen Corp	HSBC	(3,381)
8,599	AmerisourceBergen Corp	Morgan Stanley	33,880
(18,026)	Ames National Corp	Bank of America Merrill Lynch	(11,784)
(14,455)	Ames National Corp	Goldman Sachs	(11,179)
(7,238)	Ames National Corp	HSBC	(5,789)
(4,150)	Ames National Corp	Morgan Stanley	(1,702)
435	AMETEK Inc	Bank of America Merrill Lynch	(48)
6,632	AMETEK Inc	Barclays Bank	12,004
2,425	AMETEK Inc	Goldman Sachs	(1,164)
3,546	AMETEK Inc	HSBC	19,609
40,636	AMETEK Inc	Morgan Stanley	73,552
1,155	Amgen Inc	Bank of America Merrill Lynch	(11,153)
(613)	Amgen Inc	Goldman Sachs	6,905
302	Amgen Inc	HSBC	(2,090)
8,673	Amgen Inc	Morgan Stanley	(5,117)
(2,877)	Amgen Inc	Morgan Stanley	1,697
(3,629)	Amicus Therapeutics Inc	Bank of America Merrill Lynch	(1,164)
(8,621)	Amicus Therapeutics Inc	Barclays Bank	(4,620)
(7,015)	Amicus Therapeutics Inc	Goldman Sachs	(2,890)
2,001	Amicus Therapeutics Inc	Goldman Sachs	620
(8,985)	Amicus Therapeutics Inc	HSBC	(16,083)

保有高	銘柄	取引相手	未実現評価益/ (損) (米ドル)
	米国(続き)		
5,093	Amicus Therapeutics Inc	HSBC	2,852
(7,509)	Amicus Therapeutics Inc	Morgan Stanley	(4,205)
15,474	Amicus Therapeutics Inc	Morgan Stanley	8,665
(33,844)	Amkor Technology Inc	Bank of America Merrill Lynch	(34,182)
(40,917)	Amkor Technology Inc	Goldman Sachs	(41,326)
(138,181)	Amkor Technology Inc	HSBC	(102,254)
(46,389)	Amkor Technology Inc	Morgan Stanley	(34,328)
1,832	AMN Healthcare Services Inc	Goldman Sachs	10,992
(30)	AMN Healthcare Services Inc	HSBC	(149)
16,653	AMN Healthcare Services Inc	Morgan Stanley	86,572
(1,278)	AMN Healthcare Services Inc	Morgan Stanley	(6,761)
(7,645)	Amneal Pharmaceuticals Inc	Bank of America Merrill Lynch	994
(58,401)	Amneal Pharmaceuticals Inc	Goldman Sachs	7,592
(10,283)	Amneal Pharmaceuticals Inc	HSBC	1,440
38,692	Amphastar Pharmaceuticals Inc	Bank of America Merrill Lynch	(60,166)
21,476	Amphastar Pharmaceuticals Inc	Goldman Sachs	(33,395)
50,720	Amphastar Pharmaceuticals Inc	HSBC	(23,966)
73,260	Amphastar Pharmaceuticals Inc	Morgan Stanley	3,663
(16,249)	Amphenol Corp 'A'	Barclays Bank	(43,061)
(8,741)	Amphenol Corp 'A'	Goldman Sachs	(24,262)
(3,272)	Amphenol Corp 'A'	HSBC	(32,098)
(21,618)	Amphenol Corp 'A'	Morgan Stanley	(71,988)
(20,862)	Amplify Energy Corp	Bank of America Merrill Lynch	(3,446)
(11,909)	Amplify Energy Corp	HSBC	(2,644)
(25,786)	Amplify Energy Corp	Morgan Stanley	(2,256)
(33,482)	Amyris Inc	Goldman Sachs	(15,402)
(20,569)	Amyris Inc	HSBC	(7,405)
5,831	Analog Devices Inc	Barclays Bank	10,904
9,544	Analog Devices Inc	Goldman Sachs	8,876
43,404	Analog Devices Inc	Morgan Stanley	81,802
(140)	Anaplan Inc	Bank of America Merrill Lynch	(760)
(11,162)	Anaplan Inc	HSBC	(84,831)
3,430	Anaplan Inc	Morgan Stanley	23,221
5,226	AnaptysBio Inc	Goldman Sachs	(8,466)
(64,138)	Anavex Life Sciences Corp	Goldman Sachs	(8,979)
(36,055)	Anavex Life Sciences Corp	HSBC	(6,850)
(6,055)	Anavex Life Sciences Corp	Morgan Stanley	(1,150)
1,460	Andersons Inc	HSBC	1,022
12,946	Andersons Inc	Morgan Stanley	9,062
(24,800)	ANGI Homeservices Inc 'A'	Bank of America Merrill Lynch	(32,594)
(6,035)	ANGI Homeservices Inc 'A'	Barclays Bank	(2,535)
5,619	ANGI Homeservices Inc 'A'	Barclays Bank	2,360
4,712	ANGI Homeservices Inc 'A'	Morgan Stanley	1,979
10,898	AngioDynamics Inc	Bank of America Merrill Lynch	15,693
17,062	AngioDynamics Inc	Goldman Sachs	24,569

保有高	銘柄	取引相手	未実現評価益/ (損) (米ドル)
	米国(続き)		
30,557	AngioDynamics Inc	HSBC	49,296
26,360	AngioDynamics Inc	Morgan Stanley	37,695
(10,652)	ANI Pharmaceuticals Inc	Bank of America Merrill Lynch	(7,012)
(15,348)	ANI Pharmaceuticals Inc	Goldman Sachs	(8,988)
(10,403)	ANI Pharmaceuticals Inc	HSBC	(19,261)
(3,745)	ANI Pharmaceuticals Inc	Morgan Stanley	(4,082)
5,139	Anika Therapeutics Inc	Bank of America Merrill Lynch	(565)
13,582	Anika Therapeutics Inc	Goldman Sachs	(1,494)
13,672	Anika Therapeutics Inc	HSBC	20,925
3,593	Anika Therapeutics Inc	Morgan Stanley	2,838
(59,126)	Annaly Capital Management Inc (REIT)	Barclays Bank	(5,321)
(97,434)	Annaly Capital Management Inc (REIT)	Goldman Sachs	(36,051)
(93,770)	Annaly Capital Management Inc (REIT)	HSBC	(80,642)
(141,051)	Annaly Capital Management Inc (REIT)	Morgan Stanley	(12,695)
(11,355)	Annexon Inc	Bank of America Merrill Lynch	(29,637)
(11,095)	Annexon Inc	Goldman Sachs	(28,958)
(133)	ANSYS Inc	Bank of America Merrill Lynch	(1,547)
(3,631)	ANSYS Inc	Barclays Bank	(75,815)
(470)	ANSYS Inc	Goldman Sachs	(5,466)
(2,581)	ANSYS Inc	HSBC	(15,047)
(3,773)	ANSYS Inc	Morgan Stanley	(78,780)
(143,456)	Antares Pharma Inc	Bank of America Merrill Lynch	(38,016)
(17,870)	Antares Pharma Inc	Goldman Sachs	(4,736)
(37,635)	Antares Pharma Inc	HSBC	(12,397)
(9,830)	Antares Pharma Inc	Morgan Stanley	(3,490)
(22,347)	Anterix Inc	Bank of America Merrill Lynch	68,158
(6,469)	Anterix Inc	Goldman Sachs	7,611
(4,316)	Anterix Inc	HSBC	4,753
(6,466)	Anterix Inc	Morgan Stanley	(5,043)
(36,405)	Antero Midstream Corp	Bank of America Merrill Lynch	(25,666)
(50,826)	Antero Midstream Corp	Barclays Bank	(12,960)
807	Antero Resources Corp	Goldman Sachs	254
108,289	Antero Resources Corp	Morgan Stanley	2,707
2,628	Anthem Inc	Morgan Stanley	11,721
58,609	Anworth Mortgage Asset Corp (REIT)	Bank of America Merrill Lynch	11,722
32,102	Anworth Mortgage Asset Corp (REIT)	Goldman Sachs	6,420
94,757	Anworth Mortgage Asset Corp (REIT)	HSBC	29,240
95,027	Anworth Mortgage Asset Corp (REIT)	Morgan Stanley	(2,851)
1,138	AO Smith Corp	Bank of America Merrill Lynch	148
9,938	AO Smith Corp	Barclays Bank	(9,541)
12,112	AO Smith Corp	Goldman Sachs	1,575
4,561	AO Smith Corp	HSBC	15,507
(2,071)	Apache Corp	Bank of America Merrill Lynch	(4,991)
(3,909)	Apache Corp	Barclays Bank	(2,697)
(24,154)	Apache Corp	Goldman Sachs	(58,211)

保有高	銘柄	取引相手	未実現評価益/ (損) (米ドル)
	米国(続き)		
(2,964)	Apache Corp	HSBC	(11,263)
(16,188)	Apache Corp	Morgan Stanley	(11,170)
(1,261)	Apartment Investment and Management Co 'A'(REIT)	Bank of America Merrill Lynch	1,866
(17,170)	Apartment Investment and Management Co 'A'(REIT)	Barclays Bank	3,949
(6,327)	Apartment Investment and Management Co 'A'(REIT)	Goldman Sachs	9,364
(15,114)	Apartment Investment and Management Co 'A'(REIT)	HSBC	(29,321)
(18,413)	Apartment Investment and Management Co 'A'(REIT)	Morgan Stanley	4,235
(5,259)	Apellis Pharmaceuticals Inc	Bank of America Merrill Lynch	(51,486)
(8,298)	Apellis Pharmaceuticals Inc	Goldman Sachs	(81,237)
(6,483)	Apellis Pharmaceuticals Inc	HSBC	(40,165)
(1,764)	Apellis Pharmaceuticals Inc	Morgan Stanley	(653)
(25,596)	API Group Corp	Bank of America Merrill Lynch	8,447
(12,170)	API Group Corp	Goldman Sachs	4,016
(7,757)	API Group Corp	HSBC	621
9,313	Apogee Enterprises Inc	Bank of America Merrill Lynch	12,014
18,211	Apogee Enterprises Inc	Goldman Sachs	23,492
3,257	Apogee Enterprises Inc	HSBC	(2,410)
9,674	Apogee Enterprises Inc	Morgan Stanley	(7,159)
(13,426)	Apollo Commercial Real Estate Finance Inc (REIT)	Goldman Sachs	(4,699)
(77,525)	Apollo Commercial Real Estate Finance Inc (REIT)	HSBC	(54,982)
(112,598)	Apollo Commercial Real Estate Finance Inc (REIT)	Morgan Stanley	(1,126)
702	Apollo Global Management Inc	Bank of America Merrill Lynch	(100)
(20,316)	Apollo Global Management Inc	Barclays Bank	10,564
(5,031)	Apollo Global Management Inc	Morgan Stanley	2,616
1,214	Apollo Global Management Inc	Morgan Stanley	(631)
(11,396)	Apollo Medical Holdings Inc	Bank of America Merrill Lynch	5,242
(45,081)	Apollo Medical Holdings Inc	HSBC	12,772
(4,192)	Apollo Medical Holdings Inc	Morgan Stanley	2,138
(1,545)	Appfolio Inc 'A'	Bank of America Merrill Lynch	(19,596)
(1,159)	Appfolio Inc 'A'	Barclays Bank	(14,418)
1,058	Appfolio Inc 'A'	Barclays Bank	13,162
(3,976)	Appfolio Inc 'A'	Goldman Sachs	(50,856)
1,961	Appfolio Inc 'A'	Goldman Sachs	25,317
2,456	Appfolio Inc 'A'	HSBC	30,553
6,757	Appfolio Inc 'A'	Morgan Stanley	84,057
(1,508)	Appian Corp	Barclays Bank	(46,763)
92	Appian Corp	Goldman Sachs	1,413
(3,789)	Appian Corp	HSBC	(270,649)
879	Appian Corp	HSBC	27,258
(5,652)	Apple Hospitality Inc (REIT)	Bank of America Merrill Lynch	(2,374)

保有高	銘柄	取引相手	未実現評価益/ (損) (米ドル)
	米国(続き)		
(6,261)	Apple Hospitality Inc (REIT)	Barclays Bank	(3,631)
62,599	Apple Hospitality Inc (REIT)	Goldman Sachs	26,292
(19,470)	Apple Hospitality Inc (REIT)	Goldman Sachs	(8,177)
4,165	Apple Hospitality Inc (REIT)	HSBC	5,373
(4,849)	Apple Inc	Bank of America Merrill Lynch	4,925
(6,617)	Apple Inc	Goldman Sachs	8,382
(17,019)	Apple Inc	HSBC	(45,611)
(1,411)	Apple Inc	Morgan Stanley	(7,267)
(33,909)	Applied Genetic Technologies Corp	Goldman Sachs	21,363
(24,878)	Applied Genetic Technologies Corp	HSBC	(498)
20,952	Applied Industrial Technologies Inc	Bank of America Merrill Lynch	74,380
13,323	Applied Industrial Technologies Inc	Goldman Sachs	47,297
18,413	Applied Industrial Technologies Inc	HSBC	172,316
2,790	Applied Industrial Technologies Inc	Morgan Stanley	2,762
23,026	Applied Materials Inc	Bank of America Merrill Lynch	172,695
(3,989)	Applied Materials Inc	Bank of America Merrill Lynch	(14,393)
(3,113)	Applied Materials Inc	Barclays Bank	(4,607)
13,778	Applied Materials Inc	Goldman Sachs	103,335
(12,281)	Applied Materials Inc	Goldman Sachs	(89,808)
5,663	Applied Materials Inc	HSBC	60,481
28,555	Applied Materials Inc	Morgan Stanley	42,261
(5,245)	Applied Materials Inc	Morgan Stanley	(7,763)
(14,899)	Applied Molecular Transport Inc	Bank of America Merrill Lynch	(30,543)
10,204	Applied Optoelectronics Inc	Bank of America Merrill Lynch	8,265
24,587	Applied Optoelectronics Inc	Goldman Sachs	19,915
31,356	Applied Optoelectronics Inc	HSBC	17,185
20,252	Applied Optoelectronics Inc	Morgan Stanley	9,721
(1,477)	Applied Therapeutics Inc	Bank of America Merrill Lynch	(9,482)
(4,966)	Applied Therapeutics Inc	Goldman Sachs	(31,882)
(2,643)	Applied Therapeutics Inc	HSBC	(11,775)
(535)	Applied Therapeutics Inc	Morgan Stanley	(1,525)
(6,819)	Apria Therapeutics Inc	Goldman Sachs	(39,073)
(2,411)	Apria Therapeutics Inc	HSBC	(6,569)
(786)	Apria Therapeutics Inc	Morgan Stanley	(1,769)
4,760	AptarGroup Inc	Bank of America Merrill Lynch	(3,205)
9,569	AptarGroup Inc	Barclays Bank	(6,125)
10,747	AptarGroup Inc	Goldman Sachs	(6,703)
10,994	AptarGroup Inc	HSBC	30,744
16,139	AptarGroup Inc	Morgan Stanley	(10,329)
6,729	Aptevo Therapeutics Inc	Bank of America Merrill Lynch	12,642
25,021	Aptinyx Inc	Goldman Sachs	16,514
56,779	Aptinyx Inc	HSBC	34,774
74,531	Aptinyx Inc	Morgan Stanley	26,831
(12,833)	Apyx Medical Corp	Bank of America Merrill Lynch	(7,828)
(30,004)	Apyx Medical Corp	Goldman Sachs	(18,302)

保有高	銘柄	取引相手	未実現評価益/ (損) (米ドル)
	米国(続き)		
(11,673)	Apyx Medical Corp	HSBC	(8,638)
(9,175)	Apyx Medical Corp	Morgan Stanley	(6,790)
(49,096)	Aqua Metals Inc	Goldman Sachs	(12,765)
(139,354)	Aqua Metals Inc	Morgan Stanley	(47,227)
(7,213)	AquaBounty Technologies Inc	HSBC	(8,944)
(18,405)	Aquestive Therapeutics Inc	HSBC	(6,762)
(4,170)	Aquestive Therapeutics Inc	Morgan Stanley	(146)
(3,589)	Aramark	Goldman Sachs	(1,795)
(38,755)	Aramark	Morgan Stanley	7,751
(5,036)	Aravive Inc	Bank of America Merrill Lynch	4,079
(6,772)	Aravive Inc	Goldman Sachs	5,485
(1,683)	Aravive Inc	HSBC	(1,128)
(2,756)	Aravive Inc	Morgan Stanley	(331)
25,616	Arbor Realty Trust Inc (REIT)	Bank of America Merrill Lynch	12,296
57,508	Arbor Realty Trust Inc (REIT)	Goldman Sachs	27,604
12,658	Arbor Realty Trust Inc (REIT)	HSBC	759
26,162	Arbor Realty Trust Inc (REIT)	Morgan Stanley	1,570
102,404	ARC Document Solutions Inc	Bank of America Merrill Lynch	-
8,901	ArcBest Corp	HSBC	62,841
16,633	ArcBest Corp	Morgan Stanley	71,855
33,787	Archer-Daniels-Midland Co	Goldman Sachs	(11,825)
(15,893)	Archer-Daniels-Midland Co	HSBC	(12,238)
(58,209)	Archer-Daniels-Midland Co	Morgan Stanley	(72,761)
7,908	Archrock Inc	Bank of America Merrill Lynch	3,400
8,699	Archrock Inc	HSBC	(609)
110,810	Archrock Inc	Morgan Stanley	(7,757)
(10,828)	Arcimoto Inc	HSBC	34,758
(84,997)	Arconic Corp	Morgan Stanley	29,750
(13,564)	Arcosa Inc	HSBC	(30,926)
(48,251)	Arcosa Inc	Morgan Stanley	87,817
(143)	Arcturus Therapeutics Holdings Inc	Bank of America Merrill Lynch	(4,476)
(3,286)	Arcturus Therapeutics Holdings Inc	Goldman Sachs	(102,852)
(3,972)	Arcturus Therapeutics Holdings Inc	HSBC	(104,648)
12,665	Arcus Biosciences Inc	Goldman Sachs	41,035
3,788	Arcus Biosciences Inc	HSBC	606
7,346	Arcus Biosciences Inc	Morgan Stanley	1,175
1,548	Arcutis Biotherapeutics Inc	Bank of America Merrill Lynch	7,183
8,701	Arcutis Biotherapeutics Inc	Goldman Sachs	40,373
8,963	Arcutis Biotherapeutics Inc	HSBC	41,959
2,200	Arcutis Biotherapeutics Inc	Morgan Stanley	1,914
(23,004)	Ardelyx Inc	Bank of America Merrill Lynch	(9,432)
(53,767)	Ardelyx Inc	Goldman Sachs	(22,044)
(22,376)	Ardelyx Inc	HSBC	(7,842)
(17,672)	Ardelyx Inc	Morgan Stanley	(5,478)
(3,072)	Arena Pharmaceuticals Inc	Bank of America Merrill Lynch	(2,978)

保有高	銘柄	取引相手	未実現評価益/ (損) (米ドル)
	米国(続き)		
(4,034)	Arena Pharmaceuticals Inc	Barclays Bank	(4,962)
(5,635)	Arena Pharmaceuticals Inc	Goldman Sachs	1,352
(1,784)	Arena Pharmaceuticals Inc	HSBC	329
(11,661)	Arena Pharmaceuticals Inc	Morgan Stanley	(14,343)
70,120	Ares Commercial Real Estate Corp (REIT)	Bank of America Merrill Lynch	6,311
18,809	Ares Management Corp 'A'	Bank of America Merrill Lynch	8,327
(621)	Ares Management Corp 'A'	Barclays Bank	(205)
1,793	Ares Management Corp 'A'	Barclays Bank	592
(7,248)	Ares Management Corp 'A'	Goldman Sachs	(3,624)
2,925	Ares Management Corp 'A'	Goldman Sachs	1,463
(6,392)	Ares Management Corp 'A'	HSBC	(4,986)
22,405	Ares Management Corp 'A'	HSBC	11,186
(1,951)	Ares Management Corp 'A'	Morgan Stanley	(644)
1,620	Ares Management Corp 'A'	Morgan Stanley	535
(19,090)	Argan Inc	Bank of America Merrill Lynch	24,244
(9,997)	Argan Inc	HSBC	(23,509)
(7,728)	Argan Inc	Morgan Stanley	(1,005)
(2,143)	Arista Networks Inc	Bank of America Merrill Lynch	7,630
(2,098)	Arista Networks Inc	HSBC	(16,071)
(3,017)	Arista Networks Inc	Morgan Stanley	(2,655)
(38,005)	Arlington Asset Investment Corp 'A' (REIT)	Bank of America Merrill Lynch	(13,682)
(182,113)	Arlington Asset Investment Corp 'A' (REIT)	Goldman Sachs	(65,561)
(74,648)	Arlington Asset Investment Corp 'A' (REIT)	HSBC	(39,563)
(18,161)	Arlington Asset Investment Corp 'A' (REIT)	Morgan Stanley	(2,361)
10,045	Arlo Technologies Inc	Bank of America Merrill Lynch	2,873
7,113	Arlo Technologies Inc	Goldman Sachs	3,557
10,985	Arlo Technologies Inc	HSBC	439
16,726	Arlo Technologies Inc	Morgan Stanley	669
39,831	Armada Hoffler Properties Inc (REIT)	Goldman Sachs	(1,593)
79,696	Armada Hoffler Properties Inc (REIT)	HSBC	50,208
110,147	Armada Hoffler Properties Inc (REIT)	Morgan Stanley	(15,421)
(11,465)	ARMOUR Residential Inc (REIT)	Bank of America Merrill Lynch	(3,898)
(65,630)	ARMOUR Residential Inc (REIT)	HSBC	(45,334)
(68,144)	ARMOUR Residential Inc (REIT)	Morgan Stanley	(2,044)
(10,188)	Armstrong World Industries Inc	Bank of America Merrill Lynch	(17,320)
(2,226)	Armstrong World Industries Inc	Goldman Sachs	(3,784)
(4,911)	Armstrong World Industries Inc	HSBC	(21,756)
4,903	Armstrong World Industries Inc	HSBC	21,720
(4,890)	Armstrong World Industries Inc	Morgan Stanley	1,809
(21,776)	Array Technologies Inc	Bank of America Merrill Lynch	(132,229)
(1,152)	Arrow Electronics Inc	Barclays Bank	(3,018)
(4,267)	Arrow Electronics Inc	Goldman Sachs	(19,372)
(10,118)	Arrow Electronics Inc	HSBC	(69,814)

保有高	銘柄	取引相手	未実現評価益/ (損) (米ドル)
	米国(続き)		
(30,253)	Arrow Electronics Inc	Morgan Stanley	(79,263)
9,940	Arrow Financial Corp	Bank of America Merrill Lynch	(4,722)
10,813	Arrow Financial Corp	Goldman Sachs	(5,136)
42,822	Arrow Financial Corp	HSBC	73,007
15,390	Arrow Financial Corp	Morgan Stanley	15,929
(16,904)	Arrowhead Pharmaceuticals Inc	Bank of America Merrill Lynch	91,738
(912)	Arrowhead Pharmaceuticals Inc	Barclays Bank	(3,423)
(354)	Arrowhead Pharmaceuticals Inc	Goldman Sachs	1,798
(3,654)	Arrowhead Pharmaceuticals Inc	HSBC	15,097
(7,433)	Arrowhead Pharmaceuticals Inc	Morgan Stanley	31,293
2,707	Artesian Resources Corp 'A'	Bank of America Merrill Lynch	(3,627)
9,544	Artesian Resources Corp 'A'	Goldman Sachs	(8,033)
7,262	Artesian Resources Corp 'A'	HSBC	6,613
12,818	Artesian Resources Corp 'A'	Morgan Stanley	12,690
4,180	Arthur J Gallagher & Co	Bank of America Merrill Lynch	(6,540)
(1,292)	Arthur J Gallagher & Co	Bank of America Merrill Lynch	2,145
10,523	Arthur J Gallagher & Co	Barclays Bank	3,628
(12,027)	Arthur J Gallagher & Co	Barclays Bank	(4,330)
1,208	Arthur J Gallagher & Co	Goldman Sachs	(1,932)
6,114	Arthur J Gallagher & Co	Morgan Stanley	2,201
12,195	Artisan Partners Asset Management Inc 'A'	HSBC	11,707
23,458	Artisan Partners Asset Management Inc 'A'	Morgan Stanley	14,075
13,963	Arvinas Inc	Bank of America Merrill Lynch	(17,876)
7,640	Arvinas Inc	Goldman Sachs	(8,130)
9,697	Arvinas Inc	HSBC	6,771
9,467	Arvinas Inc	Morgan Stanley	6,816
2,875	Asana Inc 'A'	Bank of America Merrill Lynch	17,020
2,816	Asana Inc 'A'	Barclays Bank	19,036
28,444	Asana Inc 'A'	Goldman Sachs	171,967
7,467	Asana Inc 'A'	HSBC	43,533
25,763	Asana Inc 'A'	Morgan Stanley	174,158
3,274	Asbury Automotive Group Inc	Bank of America Merrill Lynch	(29,199)
3,251	Asbury Automotive Group Inc	HSBC	(17,458)
929	Asbury Automotive Group Inc	Morgan Stanley	(4,989)
(11,680)	Ascent Global Logistics Inc	Bank of America Merrill Lynch	11,680
(16,747)	Ascent Global Logistics Inc	Goldman Sachs	-
(3,298)	Ascent Global Logistics Inc	HSBC	-
(9,988)	Ascent Global Logistics Inc	Morgan Stanley	-
(7,128)	ASGN Inc	Bank of America Merrill Lynch	32,219
2,999	ASGN Inc	Bank of America Merrill Lynch	(13,555)
(3,253)	ASGN Inc	Barclays Bank	5,433
(7,053)	ASGN Inc	Goldman Sachs	31,880
309	ASGN Inc	Goldman Sachs	(1,397)
(6,100)	ASGN Inc	HSBC	(9,455)
13,160	ASGN Inc	HSBC	(29,941)

保有高	銘柄	取引相手	未実現評価益/ (損) (米ドル)
	米国(続き)		
(6,159)	ASGN Inc	Morgan Stanley	10,286
27,440	ASGN Inc	Morgan Stanley	(45,825)
(905)	Ashford Inc	Bank of America Merrill Lynch	534
(141)	Ashford Inc	HSBC	154
(8,670)	Ashford Inc	Morgan Stanley	1,734
(2,829)	Ashland Global Holdings Inc	Bank of America Merrill Lynch	11,033
(6,982)	Ashland Global Holdings Inc	Barclays Bank	11,939
(12,899)	Ashland Global Holdings Inc	Goldman Sachs	50,306
(4,887)	Ashland Global Holdings Inc	HSBC	15,737
(25,396)	Ashland Global Holdings Inc	Morgan Stanley	43,427
7,208	Aspen Aerogels Inc	Bank of America Merrill Lynch	20,519
4,667	Aspen Aerogels Inc	Goldman Sachs	16,745
9,660	Aspen Aerogels Inc	HSBC	29,946
38,147	Aspen Aerogels Inc	Morgan Stanley	118,256
(19,232)	Aspen Group Inc	Bank of America Merrill Lynch	(26,925)
(6,305)	Aspen Group Inc	Goldman Sachs	(8,827)
(19,979)	Aspen Group Inc	HSBC	(18,580)
(16,808)	Aspen Group Inc	Morgan Stanley	(15,631)
1,010	Aspen Technology Inc	Bank of America Merrill Lynch	8,252
939	Aspen Technology Inc	Goldman Sachs	7,672
(2,643)	Aspen Technology Inc	HSBC	(41,918)
(8,569)	Aspen Technology Inc	Morgan Stanley	(5,913)
1,774	Aspen Technology Inc	Morgan Stanley	1,224
(45,238)	Aspira Women's Health Inc	Bank of America Merrill Lynch	23,524
(51,290)	Aspira Women's Health Inc	HSBC	6,065
(21,828)	Aspira Women's Health Inc	Morgan Stanley	4,366
(11,169)	Assembly Biosciences Inc	Bank of America Merrill Lynch	(4,244)
(29,616)	Assembly Biosciences Inc	Goldman Sachs	(11,254)
(26,621)	Assembly Biosciences Inc	HSBC	(13,478)
(3,519)	Assembly Biosciences Inc	Morgan Stanley	(1,795)
(11,448)	Assetmark Financial Holdings Inc	Bank of America Merrill Lynch	5,469
(10,686)	Assetmark Financial Holdings Inc	Goldman Sachs	3,739
(11,471)	Assetmark Financial Holdings Inc	HSBC	(1,950)
(5,107)	Assetmark Financial Holdings Inc	Morgan Stanley	(868)
45,540	Associated Banc-Corp	Bank of America Merrill Lynch	(7,286)
34,116	Associated Banc-Corp	Barclays Bank	(4,094)
20,580	Associated Banc-Corp	Goldman Sachs	(3,293)
21,778	Associated Banc-Corp	HSBC	7,187
6,328	Associated Banc-Corp	Morgan Stanley	(759)
(7,706)	Associated Capital Group Inc 'A'	Bank of America Merrill Lynch	(11,636)
(430)	Associated Capital Group Inc 'A'	Goldman Sachs	(649)
(5,233)	Associated Capital Group Inc 'A'	HSBC	(6,235)
(2,262)	Associated Capital Group Inc 'A'	Morgan Stanley	(2,963)
(2,285)	Assurant Inc	Goldman Sachs	10,123
(3,072)	Assurant Inc	HSBC	(2,703)

保有高	銘柄	取引相手	未実現評価益/ (損) (米ドル)
	米国(続き)		
(25,173)	Assurant Inc	Morgan Stanley	66,708
(17,338)	Astec Industries Inc	Bank of America Merrill Lynch	(40,918)
(2,117)	Astec Industries Inc	HSBC	(8,828)
(16,226)	Astec Industries Inc	Morgan Stanley	(25,962)
(288)	Astronics Corp	HSBC	(950)
(10,265)	Astronics Corp	Morgan Stanley	10,470
2,580	AstroNova Inc	Bank of America Merrill Lynch	2,580
6,273	AstroNova Inc	HSBC	9,033
3,483	Asure Software Inc	Bank of America Merrill Lynch	2,891
3,294	Asure Software Inc	Goldman Sachs	2,734
4,100	Asure Software Inc	HSBC	3,198
4,170	At Home Group Inc	Bank of America Merrill Lynch	19,682
4,344	At Home Group Inc	Goldman Sachs	20,504
7,038	At Home Group Inc	HSBC	14,428
(66,139)	AT&T Inc	Bank of America Merrill Lynch	10,582
4,130	AT&T Inc	Bank of America Merrill Lynch	(630)
86,198	AT&T Inc	Barclays Bank	(38,221)
(62,463)	AT&T Inc	Goldman Sachs	10,668
(35,240)	AT&T Inc	HSBC	(17,972)
(5,596)	AT&T Inc	Morgan Stanley	(1,063)
8,983	Atara Biotherapeutics Inc	HSBC	(4,042)
8,221	Atara Biotherapeutics Inc	Morgan Stanley	(3,699)
(7,011)	Athenex Inc	Bank of America Merrill Lynch	922
(2,798)	Athenex Inc	Goldman Sachs	(1,287)
(8,179)	Athenex Inc	HSBC	4,008
(13,054)	Athenex Inc	Morgan Stanley	6,396
41,943	Athersys Inc	Bank of America Merrill Lynch	1,678
80,080	Athersys Inc	Goldman Sachs	3,203
74,178	Athersys Inc	HSBC	1,164
44,484	Athersys Inc	Morgan Stanley	11,121
1,061	Athira Pharma Inc	Goldman Sachs	1,396
23,362	Athira Pharma Inc	HSBC	38,941
3,663	Athira Pharma Inc	Morgan Stanley	5,018
25,320	Atkore International Group Inc	HSBC	146,409
33,222	Atlantic Capital Bancshares Inc	Bank of America Merrill Lynch	(19,141)
35,832	Atlantic Capital Bancshares Inc	Goldman Sachs	(21,109)
36,857	Atlantic Capital Bancshares Inc	HSBC	(16,583)
10,120	Atlantic Capital Bancshares Inc	Morgan Stanley	(6,578)
(23,628)	Atlantic Union Bankshares Corp	Goldman Sachs	4,489
(83,783)	Atlantic Union Bankshares Corp	HSBC	(102,032)
(129,491)	Atlantic Union Bankshares Corp	Morgan Stanley	(50,501)
1,100	Atlanticus Holdings Corp	Bank of America Merrill Lynch	(484)
1,729	Atlanticus Holdings Corp	HSBC	1,764
(253)	Atlas Air Worldwide Holdings Inc	Bank of America Merrill Lynch	(344)
(1,458)	Atlas Air Worldwide Holdings Inc	HSBC	(3,528)

保有高	銘柄	取引相手	未実現評価益/ (損) (米ドル)
	米国(続き)		
(14,982)	Atlas Air Worldwide Holdings Inc	Morgan Stanley	(36,256)
14,917	Atmos Energy Corp	Barclays Bank	(2,107)
38,481	Atmos Energy Corp	Goldman Sachs	(170,630)
4,216	Atmos Energy Corp	HSBC	(3,571)
19,895	Atmos Energy Corp	Morgan Stanley	(8,602)
5,556	ATN International Inc	Bank of America Merrill Lynch	(5,167)
3,487	ATN International Inc	Goldman Sachs	(3,243)
15,873	ATN International Inc	HSBC	16,745
3,014	ATN International Inc	Morgan Stanley	3,255
(47,826)	Atomera Inc	HSBC	(9,799)
2,640	Atreca Inc 'A'	Bank of America Merrill Lynch	370
3,884	Atreca Inc 'A'	HSBC	4,723
6,476	Atreca Inc 'A'	Morgan Stanley	6,800
(11,335)	AtriCure Inc	HSBC	(32,637)
(14,277)	AtriCure Inc	Morgan Stanley	(14,634)
413	Atrion Corp	Bank of America Merrill Lynch	2,451
168	Atrion Corp	HSBC	(866)
2,164	Atrion Corp	Morgan Stanley	36,074
763	Auburn National BanCorp Inc	Bank of America Merrill Lynch	1,000
693	Auburn National BanCorp Inc	Goldman Sachs	908
369	Auburn National BanCorp Inc	Morgan Stanley	897
(16,334)	AudioEye Inc	Bank of America Merrill Lynch	31,688
(6,508)	AudioEye Inc	Goldman Sachs	12,626
(3,155)	AudioEye Inc	HSBC	1,672
(257)	Autodesk Inc	Bank of America Merrill Lynch	(7,461)
(2,309)	Autodesk Inc	Barclays Bank	(47,496)
(2,775)	Autodesk Inc	Goldman Sachs	(80,558)
(1,897)	Autodesk Inc	HSBC	(28,853)
(2,708)	Autodesk Inc	Morgan Stanley	(55,704)
1,778	Autoliv Inc	Bank of America Merrill Lynch	2,178
681	Autoliv Inc	Barclays Bank	725
4,155	Autoliv Inc	Goldman Sachs	5,090
(18,330)	Autoliv Inc	Morgan Stanley	(19,521)
754	Autoliv Inc	Morgan Stanley	803
(2,122)	Automatic Data Processing Inc	Bank of America Merrill Lynch	1,449
(1,180)	Automatic Data Processing Inc	Barclays Bank	(708)
(7,262)	Automatic Data Processing Inc	Goldman Sachs	29,905
(2,004)	AutoNation Inc	Bank of America Merrill Lynch	1,878
(13,462)	AutoNation Inc	Barclays Bank	1,750
(4,182)	AutoNation Inc	Goldman Sachs	2,010
(151)	AutoZone Inc	Bank of America Merrill Lynch	1,273
(220)	AutoZone Inc	Barclays Bank	1,168
(276)	AutoZone Inc	Goldman Sachs	8,023
(556)	AutoZone Inc	HSBC	24,069
(4,332)	AutoZone Inc	Morgan Stanley	23,003

保有高	銘柄	取引相手	未実現評価益/ (損) (米ドル)
	米国(続き)		
1,518	Avalara Inc	Goldman Sachs	28,569
(269)	Avalara Inc	HSBC	(4,401)
(6,695)	Avalara Inc	Morgan Stanley	16,068
(2,817)	AvalonBay Communities Inc (REIT)	Bank of America Merrill Lynch	14,949
(7,257)	AvalonBay Communities Inc (REIT)	Barclays Bank	29,679
(4,244)	AvalonBay Communities Inc (REIT)	Goldman Sachs	25,642
(4,420)	AvalonBay Communities Inc (REIT)	HSBC	(11,138)
(2,680)	AvalonBay Communities Inc (REIT)	Morgan Stanley	10,291
2,041	Avangrid Inc	Bank of America Merrill Lynch	(7,001)
10,564	Avangrid Inc	Barclays Bank	8,134
1,440	Avangrid Inc	Goldman Sachs	52
11,587	Avangrid Inc	HSBC	(37,613)
(19,537)	Avangrid Inc	Morgan Stanley	(15,043)
8,979	Avangrid Inc	Morgan Stanley	6,914
(10,665)	Avanos Medical Inc	Bank of America Merrill Lynch	(9,502)
(1,279)	Avanos Medical Inc	HSBC	(742)
(45,798)	Avanos Medical Inc	Morgan Stanley	(26,563)
(4,665)	Avantor Inc	Bank of America Merrill Lynch	886
(3,971)	Avantor Inc	Barclays Bank	(3,892)
17,669	Avantor Inc	Barclays Bank	17,316
(2,357)	Avantor Inc	Morgan Stanley	(2,310)
(4,968)	Avaya Holdings Corp	Goldman Sachs	(1,490)
(6,125)	Avaya Holdings Corp	HSBC	(8,605)
(16,744)	Avaya Holdings Corp	Morgan Stanley	(24,111)
(44,928)	Avenue Therapeutics Inc	Bank of America Merrill Lynch	(2,246)
(32,086)	Avenue Therapeutics Inc	Goldman Sachs	(1,604)
(18,642)	Avenue Therapeutics Inc	HSBC	(3,339)
(4,046)	Avenue Therapeutics Inc	Morgan Stanley	(526)
26,643	AVEO Pharmaceuticals Inc	HSBC	(13,583)
3,835	AVEO Pharmaceuticals Inc	Morgan Stanley	(1,457)
(1,825)	Avery Dennison Corp	Bank of America Merrill Lynch	2,943
(631)	Avery Dennison Corp	Barclays Bank	(956)
(2,665)	Avery Dennison Corp	Goldman Sachs	4,495
(1,168)	Avery Dennison Corp	HSBC	2,009
(8,848)	Avery Dennison Corp	Morgan Stanley	(27,871)
(17,907)	Avid Bioservices Inc	Bank of America Merrill Lynch	5,014
(67,230)	Avid Bioservices Inc	Goldman Sachs	18,824
(3,219)	Avid Bioservices Inc	HSBC	(2,640)
(3,679)	Avid Bioservices Inc	Morgan Stanley	258
(16,776)	Avid Technology Inc	Bank of America Merrill Lynch	(10,401)
(8,987)	Avid Technology Inc	HSBC	(8,975)
(17,212)	Avid Technology Inc	Morgan Stanley	(861)
2,856	Avidity Biosciences Inc	Bank of America Merrill Lynch	6,826
9,380	Avidity Biosciences Inc	Goldman Sachs	22,418
6,172	Avidity Biosciences Inc	HSBC	1,975

保有高	銘柄	取引相手	未実現評価益/ (損) (米ドル)
	米国(続き)		
12,145	Avidity Biosciences Inc	Morgan Stanley	3,886
30,506	Avient Corp	Goldman Sachs	16,168
9,994	Avient Corp	HSBC	15,712
47,442	Avient Corp	Morgan Stanley	17,079
(15,479)	Avis Budget Group Inc	Goldman Sachs	18,730
(3,313)	Avis Budget Group Inc	HSBC	3,479
61,702	Avista Corp	Bank of America Merrill Lynch	(56,149)
23,483	Avista Corp	Goldman Sachs	(21,370)
14,324	Avista Corp	HSBC	(2,435)
40,525	Avista Corp	Morgan Stanley	(6,890)
(2,404)	Avita Therapeutics Inc	Goldman Sachs	(120)
(14,584)	Avita Therapeutics Inc	HSBC	(6,125)
21,654	Avnet Inc	Barclays Bank	21,871
10,112	Avnet Inc	Goldman Sachs	8,292
35,190	Avnet Inc	HSBC	86,567
41,030	Avnet Inc	Morgan Stanley	41,441
3,933	Avrobio Inc	Bank of America Merrill Lynch	(9,321)
5,918	Avrobio Inc	Goldman Sachs	(14,026)
9,120	Avrobio Inc	HSBC	(9,483)
11,618	Avrobio Inc	Morgan Stanley	1,510
(11,165)	Axcelis Technologies Inc	Bank of America Merrill Lynch	(9,267)
(5,157)	Axcelis Technologies Inc	Goldman Sachs	(4,280)
(24,956)	Axcelis Technologies Inc	HSBC	(63,330)
(17,774)	Axcelis Technologies Inc	Morgan Stanley	(3,199)
4,885	Axcella Health Inc	Bank of America Merrill Lynch	2,296
4,287	Axogen Inc	Goldman Sachs	(3,987)
33,135	Axogen Inc	HSBC	(5,397)
11,647	Axogen Inc	Morgan Stanley	(2,213)
(3,936)	Axon Enterprise Inc	Barclays Bank	3,385
(4,107)	Axon Enterprise Inc	Goldman Sachs	(25,915)
1,757	Axon Enterprise Inc	HSBC	(1,511)
5,669	Axon Enterprise Inc	Morgan Stanley	(4,875)
(132)	Axonics Modulation Technologies Inc	Bank of America Merrill Lynch	166
(8,562)	Axonics Modulation Technologies Inc	Goldman Sachs	9,053
(2,138)	Axonics Modulation Technologies Inc	HSBC	4,383
(20,285)	Axos Financial Inc	Goldman Sachs	(6,491)
(58,606)	Axos Financial Inc	HSBC	(42,109)
(32,448)	Axos Financial Inc	Morgan Stanley	(20,767)
(1,651)	Axsome Therapeutics Inc	Bank of America Merrill Lynch	369
(2,424)	Axsome Therapeutics Inc	Barclays Bank	(4,727)
(669)	Axsome Therapeutics Inc	Goldman Sachs	950
(2,639)	Axsome Therapeutics Inc	HSBC	(9,680)
(11,266)	Axsome Therapeutics Inc	Morgan Stanley	(21,968)
(73,915)	AXT Inc	Morgan Stanley	17,000
17,119	AYRO Inc	Goldman Sachs	(17,734)

保有高	銘柄	取引相手	未実現評価益/ (損) (米ドル)
	米国(続き)		
(2,575)	AZEK Co Inc	Barclays Bank	(979)
3,300	AZEK Co Inc	Goldman Sachs	264
24,620	AZZ Inc	HSBC	150,445
16,636	AZZ Inc	Morgan Stanley	27,782
(20,693)	B Riley Financial Inc	Bank of America Merrill Lynch	(109,052)
(7,198)	B Riley Financial Inc	HSBC	(28,955)
(25,358)	B Riley Financial Inc	Morgan Stanley	(69,481)
(36,006)	B&G Foods Inc	Bank of America Merrill Lynch	(11,162)
(11,470)	B&G Foods Inc	HSBC	(10,438)
(29,651)	Babcock & Wilcox Enterprises Inc	Goldman Sachs	(38,546)
389	Badger Meter Inc	Bank of America Merrill Lynch	642
5,087	Badger Meter Inc	Goldman Sachs	7,234
13,779	Badger Meter Inc	HSBC	26,062
14,945	Badger Meter Inc	Morgan Stanley	11,235
7,273	Baker Hughes Co	Bank of America Merrill Lynch	6,328
13,183	Baker Hughes Co	Goldman Sachs	11,469
28,668	Baker Hughes Co	Morgan Stanley	11,467
4,933	Balchem Corp	Bank of America Merrill Lynch	(11,099)
1,397	Balchem Corp	Goldman Sachs	1,371
3,455	Balchem Corp	HSBC	9,295
13,096	Balchem Corp	Morgan Stanley	22,263
(1,544)	Ball Corp	Bank of America Merrill Lynch	(97)
(7,429)	Ball Corp	Barclays Bank	(9,435)
(2,794)	Ball Corp	Goldman Sachs	1,445
(6,532)	Ball Corp	HSBC	(24,365)
(21,791)	Ball Corp	Morgan Stanley	(27,675)
(19,207)	Bally's Corp	HSBC	(335,354)
(79,080)	Banc of California Inc	HSBC	791
(44,729)	Banc of California Inc	Morgan Stanley	895
(31,716)	BancFirst Corp	Bank of America Merrill Lynch	(19,188)
(4,755)	BancFirst Corp	Goldman Sachs	(1,556)
(6,191)	BancFirst Corp	HSBC	(11,608)
(3,667)	BancFirst Corp	Morgan Stanley	(6,876)
3,844	Bancorp Inc	Goldman Sachs	1,653
34,824	Bancorp Inc	HSBC	29,252
39,526	Bancorp Inc	Morgan Stanley	15,810
8,908	BancorpSouth Bank	Bank of America Merrill Lynch	(8,730)
29,081	BancorpSouth Bank	Goldman Sachs	(28,499)
68,755	BancorpSouth Bank	HSBC	(16,276)
(34,269)	BancorpSouth Bank	Morgan Stanley	4,112
30,785	BancorpSouth Bank	Morgan Stanley	(3,694)
4,928	Bandwidth Inc 'A'	Bank of America Merrill Lynch	43,765
2,044	Bandwidth Inc 'A'	Barclays Bank	(4,415)
2,108	Bandwidth Inc 'A'	Goldman Sachs	19,710
5,558	Bandwidth Inc 'A'	HSBC	41,908

保有高	銘柄	取引相手	未実現評価益/ (損) (米ドル)
	米国(続き)		
5,135	Bandwidth Inc 'A'	Morgan Stanley	(11,092)
(7,776)	Bank First Corp	Goldman Sachs	(11,508)
(19,926)	Bank First Corp	HSBC	(43,111)
(4,349)	Bank First Corp	Morgan Stanley	(9,350)
(42,847)	Bank of America Corp	Barclays Bank	(59,557)
(15,092)	Bank of America Corp	Goldman Sachs	(18,110)
(40,187)	Bank of America Corp	HSBC	(40,991)
(44,339)	Bank of America Corp	Morgan Stanley	(61,631)
118,807	Bank of Commerce Holdings	Bank of America Merrill Lynch	15,445
34,594	Bank of Commerce Holdings	Goldman Sachs	4,497
4,015	Bank of Commerce Holdings	HSBC	2,931
35,663	Bank of Commerce Holdings	Morgan Stanley	12,839
9,283	Bank of Hawaii Corp	Bank of America Merrill Lynch	16,617
6,141	Bank of Hawaii Corp	Barclays Bank	14,370
14,215	Bank of Hawaii Corp	Goldman Sachs	25,445
9,630	Bank of Hawaii Corp	HSBC	52,965
12,321	Bank of Hawaii Corp	Morgan Stanley	28,831
8,834	Bank of Marin Bancorp	Bank of America Merrill Lynch	353
23,720	Bank of Marin Bancorp	Goldman Sachs	949
40,930	Bank of Marin Bancorp	HSBC	39,918
17,990	Bank of Marin Bancorp	Morgan Stanley	180
6,253	Bank of New York Mellon Corp	Bank of America Merrill Lynch	1,820
8,010	Bank of New York Mellon Corp	Barclays Bank	9,612
5,082	Bank of New York Mellon Corp	Goldman Sachs	203
(4,981)	Bank of New York Mellon Corp	Goldman Sachs	(199)
13,754	Bank of New York Mellon Corp	HSBC	10,375
19,193	Bank of New York Mellon Corp	Morgan Stanley	23,032
(12,519)	Bank of New York Mellon Corp	Morgan Stanley	(15,023)
(6,145)	Bank of Princeton	Bank of America Merrill Lynch	6,532
(200)	Bank of Princeton	Goldman Sachs	210
(4,192)	Bank of Princeton	HSBC	(1,269)
(8,614)	Bank of Princeton	Morgan Stanley	(172)
4,438	Bank OZK	Bank of America Merrill Lynch	(1,864)
(4,826)	Bank OZK	Bank of America Merrill Lynch	2,027
7,937	Bank OZK	Barclays Bank	3,572
1,483	Bank OZK	Goldman Sachs	(623)
21,778	Bank OZK	HSBC	21,778
8,663	Bank OZK	Morgan Stanley	3,898
(5,573)	Bank OZK	Morgan Stanley	(2,508)
463	Bank7 Corp	Bank of America Merrill Lynch	130
3,117	Bank7 Corp	Goldman Sachs	873
13,302	Bank7 Corp	HSBC	3,249
816	Bank7 Corp	Morgan Stanley	294
49,261	BankFinancial Corp	Bank of America Merrill Lynch	(493)
67,926	BankFinancial Corp	Goldman Sachs	(395)

保有高	銘柄	取引相手	未実現評価益/ (損) (米ドル)
	米国(続き)		
10,303	BankFinancial Corp	HSBC	4,254
44,225	BankFinancial Corp	Morgan Stanley	5,749
(22,070)	BankUnited Inc	Bank of America Merrill Lynch	4,146
(13,529)	BankUnited Inc	Barclays Bank	(1,353)
(18,954)	BankUnited Inc	Goldman Sachs	3,602
(62,971)	BankUnited Inc	HSBC	(64,978)
(69,223)	BankUnited Inc	Morgan Stanley	(6,922)
(47,567)	Bankwell Financial Group Inc	Bank of America Merrill Lynch	(11,654)
(2,343)	Bankwell Financial Group Inc	Morgan Stanley	129
58,292	Banner Corp	Bank of America Merrill Lynch	(142,815)
(12,822)	Bar Harbor Bankshares	Bank of America Merrill Lynch	18,207
(17,513)	Bar Harbor Bankshares	Goldman Sachs	24,731
(22,962)	Bar Harbor Bankshares	HSBC	(928)
(9,298)	Bar Harbor Bankshares	Morgan Stanley	2,417
(12,725)	Barnes Group Inc	Goldman Sachs	(21,124)
(18,914)	Barnes Group Inc	HSBC	(33,100)
(32,353)	Barnes Group Inc	Morgan Stanley	(9,382)
(17,126)	Barrett Business Services Inc	Bank of America Merrill Lynch	44,530
(1,545)	Barrett Business Services Inc	Goldman Sachs	4,141
(9,882)	Barrett Business Services Inc	HSBC	(4,867)
(5,300)	Barrett Business Services Inc	Morgan Stanley	(6,943)
31,013	Bassett Furniture Industries Inc	HSBC	52,722
24,693	Bassett Furniture Industries Inc	Morgan Stanley	(28,397)
(3,577)	Baxter International Inc	Bank of America Merrill Lynch	16,562
(2,525)	Baxter International Inc	Barclays Bank	(1,465)
(13,912)	Baxter International Inc	Goldman Sachs	64,236
(3,836)	Baxter International Inc	HSBC	17,722
(22,169)	Baxter International Inc	Morgan Stanley	(12,859)
(4,871)	BayCom Corp	Bank of America Merrill Lynch	(3,458)
(3,721)	BayCom Corp	Goldman Sachs	(2,642)
(35,241)	BayCom Corp	HSBC	(72,619)
(2,263)	BayCom Corp	Morgan Stanley	(928)
21,277	BBX Capital Inc	HSBC	12,611
15,835	BCB Bancorp Inc	Bank of America Merrill Lynch	(950)
24,896	BCB Bancorp Inc	Goldman Sachs	(1,494)
12,502	BCB Bancorp Inc	HSBC	6,279
23,869	BCB Bancorp Inc	Morgan Stanley	4,058
(10,038)	Beacon Roofing Supply Inc	Bank of America Merrill Lynch	11,443
(15,906)	Beacon Roofing Supply Inc	Goldman Sachs	18,133
(16,067)	Beacon Roofing Supply Inc	HSBC	(16,631)
(10,456)	Beacon Roofing Supply Inc	Morgan Stanley	2,196
(12,721)	Beam Therapeutics Inc	Goldman Sachs	(119,577)
150	Beasley Broadcast Group Inc 'A'	Goldman Sachs	17
6,338	Beazer Homes USA Inc	Bank of America Merrill Lynch	7,162
51,626	Beazer Homes USA Inc	HSBC	130,614

保有高	銘柄	取引相手	未実現評価益/ (損) (米ドル)
	米国(続き)		
4,902	Beazer Homes USA Inc	Morgan Stanley	2,941
(869)	Becton Dickinson and Co	Bank of America Merrill Lynch	8,434
887	Becton Dickinson and Co	Bank of America Merrill Lynch	(8,559)
(571)	Becton Dickinson and Co	Goldman Sachs	5,542
1,667	Becton Dickinson and Co	Goldman Sachs	4,979
(3,312)	Becton Dickinson and Co	HSBC	24,658
1,139	Becton Dickinson and Co	HSBC	4,360
(1,809)	Becton Dickinson and Co	Morgan Stanley	(7,932)
3,455	Becton Dickinson and Co	Morgan Stanley	15,150
23,016	Bed Bath & Beyond Inc	HSBC	50,175
(9,726)	Bel Fuse Inc 'B'	Bank of America Merrill Lynch	(5,058)
(1,608)	Bel Fuse Inc 'B'	Goldman Sachs	(1,109)
(3,745)	Bel Fuse Inc 'B'	HSBC	(3,183)
(2,237)	Bel Fuse Inc 'B'	Morgan Stanley	(1,901)
6,699	Belden Inc	Goldman Sachs	15,542
14,760	Belden Inc	HSBC	36,813
19,200	Belden Inc	Morgan Stanley	21,888
(3,462)	Bellerophon Therapeutics Inc	HSBC	1,385
5,914	BellRing Brands Inc 'A'	Bank of America Merrill Lynch	(1,006)
28,542	BellRing Brands Inc 'A'	Goldman Sachs	(369)
6,658	BellRing Brands Inc 'A'	HSBC	(1,303)
3,371	BellRing Brands Inc 'A'	Morgan Stanley	(843)
11,966	Benchmark Electronics Inc	Bank of America Merrill Lynch	10,769
44,022	Benchmark Electronics Inc	Goldman Sachs	39,620
58,225	Benchmark Electronics Inc	HSBC	53,440
4,396	Benchmark Electronics Inc	Morgan Stanley	879
5,632	Benefitfocus Inc	HSBC	13,235
45,518	Benefitfocus Inc	Morgan Stanley	106,967
1,644	Berkeley Lights Inc	Bank of America Merrill Lynch	(15,881)
1,136	Berkeley Lights Inc	Barclays Bank	(3,238)
1,052	Berkeley Lights Inc	Goldman Sachs	(10,163)
594	Berkeley Lights Inc	HSBC	(4,289)
265	Berkeley Lights Inc	Morgan Stanley	(755)
(11,533)	Berkshire Hathaway Inc 'B'	Bank of America Merrill Lynch	35,060
(11,261)	Berkshire Hathaway Inc 'B'	Barclays Bank	(5,430)
(8,097)	Berkshire Hathaway Inc 'B'	Goldman Sachs	26,154
(2,241)	Berkshire Hathaway Inc 'B'	HSBC	(19,183)
(4,631)	Berkshire Hathaway Inc 'B'	Morgan Stanley	(2,408)
1,266	Berkshire Hathaway Inc 'B'	Morgan Stanley	658
(16,489)	Berkshire Hills Bancorp Inc	Bank of America Merrill Lynch	(9,469)
(17,699)	Berkshire Hills Bancorp Inc	Goldman Sachs	(10,796)
24,647	Berry Corp	Bank of America Merrill Lynch	17,598
58,076	Berry Corp	Goldman Sachs	37,832
27,256	Berry Corp	HSBC	12,265
23,561	Berry Corp	Morgan Stanley	10,602

保有高	銘柄	取引相手	未実現評価益/ (損) (米ドル)
	米国(続き)		
(4,333)	Berry Global Group Inc	Bank of America Merrill Lynch	4,420
(8,135)	Berry Global Group Inc	Barclays Bank	9,111
(8,670)	Berry Global Group Inc	Goldman Sachs	8,824
(2,044)	Berry Global Group Inc	HSBC	(4,722)
(20,154)	Berry Global Group Inc	Morgan Stanley	22,572
166	Best Buy Co Inc	Bank of America Merrill Lynch	(1,403)
(430)	Best Buy Co Inc	Bank of America Merrill Lynch	3,634
(1,641)	Best Buy Co Inc	Barclays Bank	19,429
9,356	Best Buy Co Inc	Goldman Sachs	(79,058)
(6,169)	Best Buy Co Inc	Goldman Sachs	52,128
(4,214)	Best Buy Co Inc	Morgan Stanley	49,894
3,333	Beyond Air Inc	Bank of America Merrill Lynch	(300)
4,870	Beyond Air Inc	Goldman Sachs	(438)
3,283	Beyond Air Inc	HSBC	(164)
(2,355)	Beyond Meat Inc	Bank of America Merrill Lynch	(29,579)
(1,592)	Beyond Meat Inc	Goldman Sachs	(19,996)
(885)	Beyond Meat Inc	Morgan Stanley	1,107
(44,216)	BG Staffing Inc	Bank of America Merrill Lynch	(94,488)
(7,648)	BG Staffing Inc	HSBC	(7,189)
(4,584)	BG Staffing Inc	Morgan Stanley	(4,309)
(89,980)	BGC Partners Inc 'A'	Bank of America Merrill Lynch	(32,393)
(127,169)	BGC Partners Inc 'A'	Goldman Sachs	(45,781)
(260,976)	BGC Partners Inc 'A'	HSBC	(106,843)
(115,897)	BGC Partners Inc 'A'	Morgan Stanley	(39,405)
390	Big 5 Sporting Goods Corp	Goldman Sachs	605
5,118	Big 5 Sporting Goods Corp	Morgan Stanley	(3,634)
494	Big Lots Inc	Bank of America Merrill Lynch	66
8,858	Big Lots Inc	HSBC	8,548
8,285	Big Lots Inc	Morgan Stanley	3,811
4,007	BigCommerce Holdings Inc	Bank of America Merrill Lynch	55,671
745	BigCommerce Holdings Inc	Barclays Bank	3,263
837	BigCommerce Holdings Inc	HSBC	4,589
92	Biglari Holdings Inc 'A'	Bank of America Merrill Lynch	2,169
85	Biglari Holdings Inc 'A'	Goldman Sachs	2,004
56	Biglari Holdings Inc 'A'	Morgan Stanley	299
1,076	Biglari Holdings Inc 'B'	Bank of America Merrill Lynch	6,822
445	Biglari Holdings Inc 'B'	Goldman Sachs	2,821
6,421	Biglari Holdings Inc 'B'	HSBC	34,890
730	Biglari Holdings Inc 'B'	Morgan Stanley	2,073
(2,584)	Bill.com Holdings Inc	Goldman Sachs	(57,106)
(653)	Bill.com Holdings Inc	HSBC	(13,850)
(1,902)	Bill.com Holdings Inc	Morgan Stanley	(6,828)
23,561	BioCryst Pharmaceuticals Inc	Bank of America Merrill Lynch	10,367
48,311	BioCryst Pharmaceuticals Inc	HSBC	48,794
27,854	BioDelivery Sciences International Inc	Bank of America Merrill Lynch	(4,178)

保有高	銘柄	取引相手	未実現評価益/ (損) (米ドル)
	米国(続き)		
40,341	BioDelivery Sciences International Inc	Goldman Sachs	(6,051)
152,610	BioDelivery Sciences International Inc	HSBC	(3,045)
31,303	BioDelivery Sciences International Inc	Morgan Stanley	(2,191)
1,805	Biodesix Inc	Bank of America Merrill Lynch	(1,079)
16,096	Biodesix Inc	Goldman Sachs	22,437
8,727	Biodesix Inc	HSBC	880
137	Biogen Inc	Barclays Bank	(362)
1,228	Biogen Inc	Goldman Sachs	(12,550)
1,609	Biogen Inc	HSBC	7,208
(1,211)	BioLife Solutions Inc	Bank of America Merrill Lynch	(5,236)
(9,020)	BioLife Solutions Inc	Goldman Sachs	(35,719)
(7,924)	BioLife Solutions Inc	HSBC	(30,190)
(2,278)	BioLife Solutions Inc	Morgan Stanley	(6,173)
(14,948)	BioMarin Pharmaceutical Inc	Bank of America Merrill Lynch	(41,555)
(6,881)	BioMarin Pharmaceutical Inc	Morgan Stanley	(19,611)
10,541	Biomerica Inc	Goldman Sachs	(2,108)
165	Bio-Rad Laboratories Inc 'A'	Bank of America Merrill Lynch	(9,219)
248	Bio-Rad Laboratories Inc 'A'	Barclays Bank	1,575
609	Bio-Rad Laboratories Inc 'A'	Goldman Sachs	(35,115)
203	Bio-Rad Laboratories Inc 'A'	HSBC	(8,048)
(190)	Bio-Rad Laboratories Inc 'A'	HSBC	7,678
1,926	Bio-Rad Laboratories Inc 'A'	Morgan Stanley	(29,718)
(1,003)	Bio-Rad Laboratories Inc 'A'	Morgan Stanley	15,476
5,939	BioSig Technologies Inc	Bank of America Merrill Lynch	3,504
3,263	BioSig Technologies Inc	HSBC	750
2,768	BioSig Technologies Inc	Morgan Stanley	637
(62)	Bio-Techne Corp	Bank of America Merrill Lynch	231
(838)	Bio-Techne Corp	Goldman Sachs	3,210
(1,358)	Bio-Techne Corp	HSBC	7,007
(2,277)	Bio-Techne Corp	Morgan Stanley	10,702
9,908	BioTelemetry Inc	HSBC	26,752
31,352	BioTelemetry Inc	Morgan Stanley	84,650
(2,232)	Bioxcel Therapeutics Inc	Bank of America Merrill Lynch	15,566
(4,427)	Bioxcel Therapeutics Inc	Goldman Sachs	39,387
(766)	Bioxcel Therapeutics Inc	Morgan Stanley	804
985	BJ's Restaurants Inc	Bank of America Merrill Lynch	(4,649)
1,036	BJ's Restaurants Inc	Goldman Sachs	(4,890)
1,690	BJ's Restaurants Inc	HSBC	(5,788)
4,636	BJ's Restaurants Inc	Morgan Stanley	(12,285)
(2,290)	BJ's Wholesale Club Holdings Inc	Bank of America Merrill Lynch	2,053
(3,297)	BJ's Wholesale Club Holdings Inc	Barclays Bank	5,799
(12,749)	BJ's Wholesale Club Holdings Inc	Goldman Sachs	6,700
(19,184)	BJ's Wholesale Club Holdings Inc	HSBC	(60,526)
(5,213)	BJ's Wholesale Club Holdings Inc	Morgan Stanley	10,739
10,111	Black Diamond Therapeutics Inc	Bank of America Merrill Lynch	2,629

保有高	銘柄	取引相手	未実現評価益/ (損) (米ドル)
	米国(続き)		
5,507	Black Diamond Therapeutics Inc	Goldman Sachs	1,432
8,999	Black Diamond Therapeutics Inc	HSBC	3,292
26,104	Black Hills Corp	Bank of America Merrill Lynch	(60,561)
(10,060)	Black Hills Corp	Bank of America Merrill Lynch	23,339
7,635	Black Hills Corp	Barclays Bank	2,138
20,354	Black Hills Corp	Goldman Sachs	(47,221)
(20,198)	Black Hills Corp	Goldman Sachs	46,859
5,985	Black Hills Corp	HSBC	12,269
(21,982)	Black Hills Corp	HSBC	(45,063)
7,369	Black Hills Corp	Morgan Stanley	2,063
(9,458)	Black Hills Corp	Morgan Stanley	(2,648)
(8,276)	Black Knight Inc	Barclays Bank	(6,207)
(768)	Black Knight Inc	Goldman Sachs	2,414
(14,958)	Black Knight Inc	HSBC	(75,538)
(22,415)	Black Knight Inc	Morgan Stanley	(16,811)
(1,793)	Blackbaud Inc	Bank of America Merrill Lynch	(5,791)
4,679	Blackbaud Inc	Bank of America Merrill Lynch	15,113
(4,077)	Blackbaud Inc	Goldman Sachs	(13,169)
1,176	Blackbaud Inc	Goldman Sachs	(765)
(4,898)	Blackbaud Inc	HSBC	(18,221)
13,796	Blackbaud Inc	HSBC	31,956
4,941	Blackbaud Inc	Morgan Stanley	1,828
(583)	Blackline Inc	Bank of America Merrill Lynch	(9,275)
584	Blackline Inc	Barclays Bank	5,408
(145)	Blackline Inc	Goldman Sachs	(2,400)
841	Blackline Inc	HSBC	15,029
(13,867)	Blackline Inc	HSBC	(237,200)
3,650	Blackline Inc	Morgan Stanley	33,799
(11,692)	Blackline Inc	Morgan Stanley	(108,267)
(5,110)	Blackstone Group Inc 'A'	Bank of America Merrill Lynch	(15,126)
613	Blackstone Group Inc 'A'	Bank of America Merrill Lynch	1,814
(2,320)	Blackstone Group Inc 'A'	Barclays Bank	(2,181)
1,600	Blackstone Group Inc 'A'	Barclays Bank	1,504
(9,741)	Blackstone Group Inc 'A'	HSBC	(39,061)
7,281	Blackstone Group Inc 'A'	HSBC	29,197
(10,036)	Blackstone Group Inc 'A'	Morgan Stanley	(9,434)
8,066	Blackstone Group Inc 'A'	Morgan Stanley	7,582
26,191	Blackstone Mortgage Trust Inc 'A' (REIT)	Bank of America Merrill Lynch	6,548
5,186	Blackstone Mortgage Trust Inc 'A' (REIT)	Barclays Bank	104
20,942	Blackstone Mortgage Trust Inc 'A' (REIT)	Goldman Sachs	5,236
36,075	Blackstone Mortgage Trust Inc 'A' (REIT)	HSBC	36,595
49,240	Blackstone Mortgage Trust Inc 'A' (REIT)	Morgan Stanley	985
(19,519)	Bloom Energy Corp 'A'	HSBC	(68,902)
(2,170)	Bloomin' Brands Inc	Bank of America Merrill Lynch	1,204
(21,600)	Bloomin' Brands Inc	Goldman Sachs	(15,660)

保有高	銘柄	取引相手	未実現評価益/ (損) (米ドル)
	米国(続き)		
(23,753)	Bloomin' Brands Inc	HSBC	(28,266)
(35,648)	Bloomin' Brands Inc	Morgan Stanley	(2,139)
(13,156)	Blucora Inc	Bank of America Merrill Lynch	(13,814)
(16,743)	Blucora Inc	Goldman Sachs	(17,580)
(27,840)	Blucora Inc	HSBC	(13,337)
(6,703)	Blucora Inc	Morgan Stanley	(2,413)
23,909	Blue Bird Corp	Goldman Sachs	31,082
33,355	Blue Bird Corp	HSBC	3,002
13,656	Blue Bird Corp	Morgan Stanley	1,229
4,926	Bluebird Bio Inc	Bank of America Merrill Lynch	(11,133)
(3,758)	Bluebird Bio Inc	Bank of America Merrill Lynch	8,493
4,337	Bluebird Bio Inc	Barclays Bank	6,115
2,570	Bluebird Bio Inc	HSBC	(5,962)
(9,892)	Bluegreen Vacations Corp	Bank of America Merrill Lynch	(1,168)
21,277	Bluegreen Vacations Holding Corp	HSBC	21,977
(19,555)	BlueLinx Holdings Inc	HSBC	(3,129)
(5,948)	Blueprint Medicines Corp	Goldman Sachs	(49,942)
(2,751)	Blueprint Medicines Corp	HSBC	(21,430)
(13,299)	Blueprint Medicines Corp	Morgan Stanley	(108,653)
8,836	Bluerock Residential Growth Inc (REIT)	Bank of America Merrill Lynch	1,060
18,348	Bluerock Residential Growth Inc (REIT)	Goldman Sachs	2,202
3,406	Bluerock Residential Growth Inc (REIT)	HSBC	1,805
63,028	Bluerock Residential Growth Inc (REIT)	Morgan Stanley	20,799
344	Boeing Co	Bank of America Merrill Lynch	(938)
(827)	Boeing Co	Goldman Sachs	2,860
1,025	Boeing Co	Goldman Sachs	13,448
(2,657)	Boeing Co	HSBC	(96,077)
(2,842)	Boeing Co	Morgan Stanley	(11,340)
5,823	Bogota Financial Corp	Bank of America Merrill Lynch	926
1,200	Bogota Financial Corp	HSBC	157
10,105	Bogota Financial Corp	Morgan Stanley	1,364
(10,686)	Boingo Wireless Inc	Bank of America Merrill Lynch	(2,351)
(19,402)	Boingo Wireless Inc	Goldman Sachs	(4,268)
(16,545)	Boingo Wireless Inc	HSBC	(10,230)
(20,435)	Boingo Wireless Inc	Morgan Stanley	3,167
46,788	Boise Cascade Co	HSBC	148,654
31,070	Boise Cascade Co	Morgan Stanley	(9,632)
(857)	BOK Financial Corp	Bank of America Merrill Lynch	908
(7,713)	BOK Financial Corp	Barclays Bank	540
1,693	BOK Financial Corp	Barclays Bank	(119)
(2,742)	BOK Financial Corp	Goldman Sachs	2,907
1,523	BOK Financial Corp	Goldman Sachs	(1,614)
(578)	BOK Financial Corp	HSBC	(688)
8,884	BOK Financial Corp	HSBC	10,572
(1,711)	BOK Financial Corp	Morgan Stanley	120

保有高	銘柄	取引相手	未実現評価益/ (損) (米ドル)
	米国(続き)		
8,812	BOK Financial Corp	Morgan Stanley	(617)
(14,387)	Bonanza Creek Energy Inc	Bank of America Merrill Lynch	5,611
(5,055)	Bonanza Creek Energy Inc	Goldman Sachs	1,971
(12,634)	Bonanza Creek Energy Inc	HSBC	(51,547)
(12,864)	Bonanza Creek Energy Inc	Morgan Stanley	12,478
(30)	Booking Holdings Inc	Bank of America Merrill Lynch	2,000
(498)	Booking Holdings Inc	HSBC	44,257
(329)	Booking Holdings Inc	Morgan Stanley	(3,135)
(3,993)	Boot Barn Holdings Inc	Bank of America Merrill Lynch	(6,668)
(4,937)	Boot Barn Holdings Inc	Goldman Sachs	(8,245)
(21,045)	Boot Barn Holdings Inc	HSBC	21,460
(527)	Booz Allen Hamilton Holding Corp	Bank of America Merrill Lynch	1,022
(2,322)	Booz Allen Hamilton Holding Corp	Barclays Bank	975
(3,977)	Booz Allen Hamilton Holding Corp	Goldman Sachs	6,334
(1,056)	Booz Allen Hamilton Holding Corp	HSBC	(1,035)
(23,784)	Booz Allen Hamilton Holding Corp	Morgan Stanley	9,989
14,246	BorgWarner Inc	Bank of America Merrill Lynch	3,871
22,037	BorgWarner Inc	Barclays Bank	(2,424)
1,301	BorgWarner Inc	Goldman Sachs	297
10,039	BorgWarner Inc	HSBC	11,893
29,655	BorgWarner Inc	Morgan Stanley	(3,430)
70	Boston Beer Co Inc ' A '	Barclays Bank	(3,016)
(127)	Boston Beer Co Inc ' A '	Barclays Bank	2,129
860	Boston Beer Co Inc ' A '	HSBC	(37,049)
261	Boston Beer Co Inc ' A '	Morgan Stanley	(11,244)
(120)	Boston Beer Co Inc ' A '	Morgan Stanley	5,170
(5,354)	Boston Omaha Corp ' A '	Bank of America Merrill Lynch	(15,687)
(1,717)	Boston Omaha Corp ' A '	Goldman Sachs	(5,031)
(28,034)	Boston Omaha Corp ' A '	HSBC	(4,661)
(12,645)	Boston Omaha Corp ' A '	Morgan Stanley	(1,265)
29,671	Boston Private Financial Holdings Inc	Morgan Stanley	4,154
1,717	Boston Properties Inc (REIT)	Bank of America Merrill Lynch	9,134
1,812	Boston Properties Inc (REIT)	Barclays Bank	1,265
11,530	Boston Properties Inc (REIT)	Goldman Sachs	55,397
12,794	Boston Properties Inc (REIT)	HSBC	162,136
19,950	Boston Properties Inc (REIT)	Morgan Stanley	30,524
4,462	Boston Scientific Corp	Barclays Bank	(491)
7,135	Boston Scientific Corp	Goldman Sachs	(34,319)
(26,500)	Boston Scientific Corp	HSBC	132,235
22,282	Boston Scientific Corp	HSBC	(111,187)
(15,517)	Boston Scientific Corp	Morgan Stanley	1,707
24,480	Boston Scientific Corp	Morgan Stanley	(2,693)
5,221	Bottomline Technologies DE Inc	Bank of America Merrill Lynch	10,390
9,317	Bottomline Technologies DE Inc	Goldman Sachs	18,541
6,773	Bottomline Technologies DE Inc	HSBC	11,988

保有高	銘柄	取引相手	未実現評価益/ (損) (米ドル)
	米国(続き)		
28,798	Bottomline Technologies DE Inc	Morgan Stanley	31,966
10,135	Box Inc 'A'	Bank of America Merrill Lynch	17,230
22,765	Box Inc 'A'	Goldman Sachs	38,701
35,504	Box Inc 'A'	HSBC	67,458
(10,314)	Box Inc 'A'	Morgan Stanley	(14,336)
35,478	Box Inc 'A'	Morgan Stanley	49,314
3,739	Boyd Gaming Corp	Bank of America Merrill Lynch	12,264
6,233	Boyd Gaming Corp	Barclays Bank	5,111
3,687	Boyd Gaming Corp	Goldman Sachs	404
3,278	Boyd Gaming Corp	HSBC	13,765
17,284	Boyd Gaming Corp	Morgan Stanley	14,173
(31,073)	Boyd Gaming Corp	Morgan Stanley	(25,480)
(16,726)	Brady Corp 'A'	Goldman Sachs	26,427
(11,094)	Brady Corp 'A'	HSBC	(27,957)
(40,487)	Brady Corp 'A'	Morgan Stanley	29,151
15,433	Braemar Hotels & Resorts Inc (REIT)	Goldman Sachs	12,964
51,705	Braemar Hotels & Resorts Inc (REIT)	HSBC	41,186
19,948	Braemar Hotels & Resorts Inc (REIT)	Morgan Stanley	5,984
(23,237)	BrainStorm Cell Therapeutics Inc	Goldman Sachs	(22,012)
(20,704)	BrainStorm Cell Therapeutics Inc	HSBC	(7,660)
268,344	Brandywine Realty Trust (REIT)	Bank of America Merrill Lynch	83,187
11,460	Brandywine Realty Trust (REIT)	Barclays Bank	2,177
4,178	Brandywine Realty Trust (REIT)	Goldman Sachs	1,295
34,886	Brandywine Realty Trust (REIT)	HSBC	52,014
9,284	Brandywine Realty Trust (REIT)	Morgan Stanley	1,764
(34,553)	Bridge Bancorp Inc	Bank of America Merrill Lynch	(64,269)
(11,925)	Bridge Bancorp Inc	Goldman Sachs	(22,181)
(20,007)	Bridge Bancorp Inc	HSBC	(27,002)
(12,178)	Bridge Bancorp Inc	Morgan Stanley	(14,248)
7,889	Bridgebio Pharma Inc	Bank of America Merrill Lynch	37,551
4,698	Bridgebio Pharma Inc	Barclays Bank	12,450
11,857	Bridgebio Pharma Inc	Goldman Sachs	56,440
10,889	Bridgebio Pharma Inc	HSBC	67,966
1,798	Bridgebio Pharma Inc	Morgan Stanley	4,765
86,543	Bridgewater Bancshares Inc	Bank of America Merrill Lynch	(2,858)
42,274	Bridgewater Bancshares Inc	Goldman Sachs	2,458
5,576	Bridgewater Bancshares Inc	HSBC	(231)
49,238	Bridgewater Bancshares Inc	Morgan Stanley	24,127
(125)	Bridgford Foods Corp	Bank of America Merrill Lynch	5
(1,867)	Bridgford Foods Corp	Goldman Sachs	75
(5,477)	Bridgford Foods Corp	HSBC	673
32,162	Briggs & Stratton Corp	Goldman Sachs	(1,126)
3,518	Briggs & Stratton Corp	HSBC	-
25,727	Briggs & Stratton Corp	Morgan Stanley	-
16,043	Brigham Minerals Inc 'A'	Bank of America Merrill Lynch	(5,294)

保有高	銘柄	取引相手	未実現評価益/ (損) (米ドル)
	米国(続き)		
14,918	Brigham Minerals Inc 'A'	Goldman Sachs	(4,923)
81,817	Brigham Minerals Inc 'A'	HSBC	(12,424)
16,538	Brigham Minerals Inc 'A'	Morgan Stanley	(9,096)
(359)	Bright Horizons Family Solutions Inc	Barclays Bank	(1,271)
2,115	Bright Horizons Family Solutions Inc	Goldman Sachs	2,348
3,080	Bright Horizons Family Solutions Inc	HSBC	(5,174)
4,006	Bright Horizons Family Solutions Inc	Morgan Stanley	14,181
(1,062)	Bright Horizons Family Solutions Inc	Morgan Stanley	(3,759)
(4,017)	Brightcove Inc	Bank of America Merrill Lynch	(12,774)
(11,078)	Brightcove Inc	Goldman Sachs	(35,228)
(19,102)	Brightcove Inc	HSBC	(57,320)
(34,348)	Brightcove Inc	Morgan Stanley	(77,970)
1,723	Brighthouse Financial Inc	Bank of America Merrill Lynch	3,687
10,074	Brighthouse Financial Inc	Goldman Sachs	21,559
13,728	Brighthouse Financial Inc	HSBC	8,051
40,879	Brighthouse Financial Inc	Morgan Stanley	(3,679)
5,304	Brightsphere Investment Group Inc	Goldman Sachs	318
13,174	Brightsphere Investment Group Inc	HSBC	(1,976)
(23,732)	BrightView Holdings Inc	Bank of America Merrill Lynch	11,909
(9,114)	BrightView Holdings Inc	Goldman Sachs	6,072
(9,089)	BrightView Holdings Inc	HSBC	4,635
(11,722)	BrightView Holdings Inc	Morgan Stanley	5,978
(2,166)	Brinker International Inc	Bank of America Merrill Lynch	(2,967)
(12,895)	Brinker International Inc	HSBC	(15,523)
(5,695)	Brinker International Inc	Morgan Stanley	(9,966)
(6,169)	Brink's Co	HSBC	(90,438)
(7,629)	Brink's Co	Morgan Stanley	7,477
1,283	Brink's Co	Morgan Stanley	(1,257)
(1,356)	Bristol-Myers Squibb Co	Bank of America Merrill Lynch	(1,609)
8,867	Bristol-Myers Squibb Co	Barclays Bank	9,842
(5,042)	Bristol-Myers Squibb Co	Goldman Sachs	2,764
19,203	Bristol-Myers Squibb Co	Goldman Sachs	(28,228)
(1,939)	Bristol-Myers Squibb Co	HSBC	2,036
(19,287)	Bristol-Myers Squibb Co	Morgan Stanley	(21,409)
825	Bristol-Myers Squibb Co	Morgan Stanley	355
(8,331)	Bristow Group Inc	Bank of America Merrill Lynch	(5,082)
(6,861)	Bristow Group Inc	Goldman Sachs	(4,185)
(3,275)	Bristow Group Inc	HSBC	1,965
(3,976)	Bristow Group Inc	Morgan Stanley	2,386
31,376	Brixmor Property Group Inc (REIT)	Bank of America Merrill Lynch	(19,767)
18,569	Brixmor Property Group Inc (REIT)	Barclays Bank	(24,140)
(2,041)	Brixmor Property Group Inc (REIT)	Barclays Bank	2,389
44,128	Brixmor Property Group Inc (REIT)	Goldman Sachs	(27,801)
21,734	Brixmor Property Group Inc (REIT)	HSBC	34,557
(14,498)	Brixmor Property Group Inc (REIT)	Morgan Stanley	18,847

保有高	銘柄	取引相手	未実現評価益/ (損) (米ドル)
	米国(続き)		
(245)	Broadcom Inc	Bank of America Merrill Lynch	(3,491)
(5,687)	Broadcom Inc	Barclays Bank	(45,837)
(753)	Broadcom Inc	Goldman Sachs	(8,166)
(1,856)	Broadcom Inc	HSBC	(36,229)
(4,926)	Broadcom Inc	Morgan Stanley	(39,704)
11,514	Broadmark Realty Capital Inc (REIT)	Bank of America Merrill Lynch	(911)
3,496	Broadmark Realty Capital Inc (REIT)	Goldman Sachs	345
46,926	Broadmark Realty Capital Inc (REIT)	HSBC	5,506
7,239	Broadmark Realty Capital Inc (REIT)	Morgan Stanley	869
396	Broadridge Financial Solutions Inc	Barclays Bank	112
(4,024)	Broadridge Financial Solutions Inc	Goldman Sachs	5,674
129	Broadridge Financial Solutions Inc	HSBC	68
7,064	Broadridge Financial Solutions Inc	Morgan Stanley	(3,391)
(25,865)	Brookdale Senior Living Inc	HSBC	(13,191)
(146,244)	Brookdale Senior Living Inc	Morgan Stanley	(33,636)
1,250	Brookfield Property Inc 'A' (Reit)	HSBC	(1,355)
2,700	Brookfield Property Inc 'A' (Reit)	Morgan Stanley	(2,535)
(53,933)	Brookline Bancorp Inc	Bank of America Merrill Lynch	16,989
(50,715)	Brookline Bancorp Inc	HSBC	(6,978)
(93,265)	Brookline Bancorp Inc	Morgan Stanley	11,658
(4,541)	Brooks Automation Inc	Barclays Bank	(18,119)
(10,060)	Brooks Automation Inc	Goldman Sachs	(22,937)
13,416	Brooks Automation Inc	Goldman Sachs	30,588
(8,842)	Brooks Automation Inc	HSBC	(104,601)
1,821	Brooks Automation Inc	HSBC	7,266
(10,299)	Brooks Automation Inc	Morgan Stanley	(41,093)
19,145	Brown & Brown Inc	Barclays Bank	(24,697)
26,556	Brown & Brown Inc	Goldman Sachs	(64,797)
45,500	Brown & Brown Inc	HSBC	(31,744)
29,703	Brown & Brown Inc	Morgan Stanley	(38,317)
6,803	Brown-Forman Corp 'A'	Bank of America Merrill Lynch	1,361
9,119	Brown-Forman Corp 'A'	Barclays Bank	11,034
8,457	Brown-Forman Corp 'A'	Goldman Sachs	1,692
10,856	Brown-Forman Corp 'A'	HSBC	34,956
14,797	Brown-Forman Corp 'A'	Morgan Stanley	17,904
9,734	Brown-Forman Corp 'B'	Bank of America Merrill Lynch	2,434
9,630	Brown-Forman Corp 'B'	Goldman Sachs	2,408
13,708	Brown-Forman Corp 'B'	HSBC	61,275
37,923	Brown-Forman Corp 'B'	Morgan Stanley	51,197
1,329	BRP Group Inc 'A'	Bank of America Merrill Lynch	(3,376)
4,412	BRP Group Inc 'A'	Goldman Sachs	(9,308)
21,687	BRP Group Inc 'A'	HSBC	(29,582)
5,298	BRP Group Inc 'A'	Morgan Stanley	(8,159)
7,678	BRT Apartments Corp (REIT)	Bank of America Merrill Lynch	(2,918)
27,912	BRT Apartments Corp (REIT)	Goldman Sachs	(10,607)

保有高	銘柄	取引相手	未実現評価益/ (損) (米ドル)
	米国(続き)		
25,734	BRT Apartments Corp (REIT)	HSBC	9,478
19,952	BRT Apartments Corp (REIT)	Morgan Stanley	4,190
(1,943)	Bruker Corp	Bank of America Merrill Lynch	(933)
3,265	Bruker Corp	Bank of America Merrill Lynch	1,567
6,778	Bruker Corp	Barclays Bank	(10,913)
(9,334)	Bruker Corp	HSBC	(19,321)
(7,144)	Bruker Corp	Morgan Stanley	11,502
(2,860)	Brunswick Corp	Bank of America Merrill Lynch	(10,296)
(6,776)	Brunswick Corp	Barclays Bank	16,059
(22,547)	Brunswick Corp	Morgan Stanley	53,436
13,100	Bryn Mawr Bank Corp	Bank of America Merrill Lynch	(3,254)
26,284	Bryn Mawr Bank Corp	Goldman Sachs	(5,964)
51,147	Bryn Mawr Bank Corp	HSBC	18,829
19,994	Bryn Mawr Bank Corp	Morgan Stanley	(2,199)
22,455	Buckle Inc	Morgan Stanley	(16,617)
4,739	Builders FirstSource Inc	Bank of America Merrill Lynch	8,501
8,685	Builders FirstSource Inc	Barclays Bank	8,946
11,335	Builders FirstSource Inc	Goldman Sachs	22,103
8,487	Builders FirstSource Inc	HSBC	16,725
(9,842)	Builders FirstSource Inc	HSBC	(55,115)
(4,253)	Builders FirstSource Inc	Morgan Stanley	(4,381)
36,007	Builders FirstSource Inc	Morgan Stanley	37,087
(14,510)	Burlington Stores Inc	Barclays Bank	141,037
(224)	Burlington Stores Inc	Goldman Sachs	1,412
(3,604)	Burlington Stores Inc	Morgan Stanley	35,031
(6,930)	Business First Bancshares Inc	Bank of America Merrill Lynch	(693)
(1,300)	Business First Bancshares Inc	Goldman Sachs	(130)
(6,929)	Business First Bancshares Inc	HSBC	(7,137)
(3,364)	Business First Bancshares Inc	Morgan Stanley	(2,691)
2,248	BWX Technologies Inc	Bank of America Merrill Lynch	3,170
7,920	BWX Technologies Inc	Goldman Sachs	11,134
4,471	BWX Technologies Inc	HSBC	11,124
(9,667)	BWX Technologies Inc	Morgan Stanley	(8,604)
2,907	BWX Technologies Inc	Morgan Stanley	2,587
(33,618)	Byline Bancorp Inc	Goldman Sachs	(10,758)
(21,518)	Byline Bancorp Inc	HSBC	(3,658)
(49,496)	Byline Bancorp Inc	Morgan Stanley	(31,182)
(3,044)	C&F Financial Corp	Bank of America Merrill Lynch	(5,997)
(1,063)	C&F Financial Corp	Goldman Sachs	(881)
(4,652)	C&F Financial Corp	HSBC	2,154
(1,961)	C&F Financial Corp	Morgan Stanley	4,216
(6,612)	Cabaletta Bio Inc	Bank of America Merrill Lynch	(7,604)
(1,927)	Cabaletta Bio Inc	HSBC	(4,027)
(1,646)	Cabaletta Bio Inc	Morgan Stanley	(1,350)
531	Cable One Inc	Bank of America Merrill Lynch	(29,141)

保有高	銘柄	取引相手	未実現評価益/ (損) (米ドル)
	米国(続き)		
165	Cable One Inc	HSBC	12,273
251	Cable One Inc	Morgan Stanley	2,098
(5,799)	Cabot Corp	Bank of America Merrill Lynch	(4,639)
(5,709)	Cabot Corp	Barclays Bank	5,937
7,660	Cabot Corp	Barclays Bank	(7,966)
(2,564)	Cabot Corp	Goldman Sachs	(2,051)
(8,639)	Cabot Corp	HSBC	(1,469)
9,128	Cabot Corp	HSBC	1,552
(12,396)	Cabot Corp	Morgan Stanley	12,892
11,133	Cabot Corp	Morgan Stanley	(10,515)
(7,341)	Cabot Oil & Gas Corp	Barclays Bank	(1,101)
7,991	Cabot Oil & Gas Corp	Barclays Bank	1,199
(8,361)	Cabot Oil & Gas Corp	Goldman Sachs	(6,104)
1,779	Cabot Oil & Gas Corp	Goldman Sachs	1,189
(9,761)	Cabot Oil & Gas Corp	HSBC	(11,030)
1,817	Cabot Oil & Gas Corp	HSBC	2,053
(8,135)	Cabot Oil & Gas Corp	Morgan Stanley	(1,220)
2,817	CACI International Inc 'A'	Bank of America Merrill Lynch	(3,183)
1,217	CACI International Inc 'A'	Barclays Bank	(974)
2,368	CACI International Inc 'A'	Goldman Sachs	(2,676)
1,230	CACI International Inc 'A'	HSBC	5,474
3,565	CACI International Inc 'A'	Morgan Stanley	(2,852)
(4,293)	Cactus Inc 'A'	Bank of America Merrill Lynch	429
(25,608)	Cactus Inc 'A'	HSBC	(29,193)
(15,469)	Cactus Inc 'A'	Morgan Stanley	(2,475)
(24,210)	Cadence BanCorp	Goldman Sachs	3,389
(11,284)	Cadence BanCorp	HSBC	(5,102)
(20,086)	Cadence BanCorp	Morgan Stanley	-
489	Cadence Design Systems Inc	Bank of America Merrill Lynch	1,280
363	Cadence Design Systems Inc	Barclays Bank	2,073
(3,486)	Cadence Design Systems Inc	Barclays Bank	(19,905)
5,280	Cadence Design Systems Inc	Goldman Sachs	29,732
35,804	Cadence Design Systems Inc	Morgan Stanley	204,441
(171,258)	Cadiz Inc	HSBC	(19,594)
7,847	Caesars Entertainment Inc	Barclays Bank	14,849
16,699	Caesars Entertainment Inc	Goldman Sachs	98,024
(9,459)	CAI International Inc	HSBC	(19,864)
(26,454)	CAI International Inc	Morgan Stanley	4,762
(3,084)	CalAmp Corp	Bank of America Merrill Lynch	(1,604)
(5,243)	CalAmp Corp	Goldman Sachs	(2,726)
(18,875)	CalAmp Corp	HSBC	(13,264)
(37,821)	CalAmp Corp	Morgan Stanley	(1,891)
6,144	Calavo Growers Inc	Bank of America Merrill Lynch	(1,222)
9,267	Calavo Growers Inc	Goldman Sachs	(1,390)
2,916	Calavo Growers Inc	HSBC	671

保有高	銘柄	取引相手	未実現評価益/ (損) (米ドル)
	米国(続き)		
10,681	Calavo Growers Inc	Morgan Stanley	2,457
(2,754)	Caleres Inc	Bank of America Merrill Lynch	689
(29,737)	Caleres Inc	Goldman Sachs	7,434
(4,206)	Caleres Inc	HSBC	(5,173)
(16,803)	Caleres Inc	Morgan Stanley	12,938
2,018	California BanCorp	Bank of America Merrill Lynch	(1,292)
3,495	California BanCorp	Goldman Sachs	(1,632)
10,436	California BanCorp	HSBC	4,612
237	California BanCorp	Morgan Stanley	50
(16,379)	California Resources Corp	Bank of America Merrill Lynch	(93,210)
(4,413)	California Water Service Group	Goldman Sachs	15,446
(9,797)	California Water Service Group	HSBC	5,976
(48,544)	California Water Service Group	Morgan Stanley	24,757
16,444	Calithera Biosciences Inc	Bank of America Merrill Lynch	3,289
25,605	Calithera Biosciences Inc	Goldman Sachs	5,121
8,858	Calithera Biosciences Inc	HSBC	3,518
4,594	Calithera Biosciences Inc	Morgan Stanley	(827)
6,457	Calix Inc	Bank of America Merrill Lynch	(10,848)
32,706	Calix Inc	Goldman Sachs	(54,946)
2,462	Calix Inc	HSBC	1,083
3,174	Calix Inc	Morgan Stanley	1,397
(30,551)	Callaway Golf Co	Morgan Stanley	(43,382)
47,090	Callon Petroleum Co	Morgan Stanley	3,296
(21,043)	Cal-Maine Foods Inc	Bank of America Merrill Lynch	35,352
(6,338)	Cal-Maine Foods Inc	Goldman Sachs	8,578
(19,932)	Cal-Maine Foods Inc	HSBC	(1,773)
(1,999)	Cal-Maine Foods Inc	Morgan Stanley	(160)
(26,477)	Calyxt Inc	HSBC	(554)
(8,878)	Cambridge Bancorp	Bank of America Merrill Lynch	2,663
(7,915)	Cambridge Bancorp	Goldman Sachs	2,375
(13,071)	Cambridge Bancorp	HSBC	(44,223)
(3,918)	Cambridge Bancorp	Morgan Stanley	(7,836)
24,264	Camden National Corp	Bank of America Merrill Lynch	(30,087)
17,970	Camden National Corp	Goldman Sachs	(22,283)
38,221	Camden National Corp	HSBC	(7,525)
20,120	Camden National Corp	Morgan Stanley	(9,859)
4,922	Camden Property Trust (REIT)	Barclays Bank	(1,427)
9,466	Camden Property Trust (REIT)	Goldman Sachs	(32,279)
17,194	Camden Property Trust (REIT)	HSBC	(8,143)
27,241	Camden Property Trust (REIT)	Morgan Stanley	(7,900)
(12,370)	Campbell Soup Co	Bank of America Merrill Lynch	4,895
(1,594)	Campbell Soup Co	Barclays Bank	(112)
792	Campbell Soup Co	Barclays Bank	55
(2,618)	Campbell Soup Co	Goldman Sachs	1,132
4,128	Campbell Soup Co	Goldman Sachs	(2,972)

保有高	銘柄	取引相手	未実現評価益/ (損) (米ドル)
	米国(続き)		
3,592	Campbell Soup Co	HSBC	3,200
(14,813)	Campbell Soup Co	Morgan Stanley	(1,037)
13,226	Campbell Soup Co	Morgan Stanley	926
3,086	Camping World Holdings Inc 'A'	Barclays Bank	(2,469)
9,042	Camping World Holdings Inc 'A'	Goldman Sachs	16,457
8,525	Camping World Holdings Inc 'A'	HSBC	52,429
10,586	Camping World Holdings Inc 'A'	Morgan Stanley	(8,469)
(7,466)	Cannae Holdings Inc	Bank of America Merrill Lynch	(3,733)
(22,944)	Cannae Holdings Inc	Goldman Sachs	(11,472)
(25,438)	Cannae Holdings Inc	HSBC	(14,497)
(21,989)	Cannae Holdings Inc	Morgan Stanley	(16,052)
4,576	Cantel Medical Corp	Bank of America Merrill Lynch	10,936
5,725	Cantel Medical Corp	Goldman Sachs	13,683
6,273	Cantel Medical Corp	HSBC	5,897
4,178	Cantel Medical Corp	Morgan Stanley	3,927
(3,506)	Capital Bancorp Inc	Bank of America Merrill Lynch	1,332
(1,000)	Capital Bancorp Inc	Goldman Sachs	380
(5,447)	Capital Bancorp Inc	HSBC	1,852
(5,576)	Capital Bancorp Inc	Morgan Stanley	1,896
46,204	Capital City Bank Group Inc	Bank of America Merrill Lynch	38,301
48,744	Capital City Bank Group Inc	Goldman Sachs	40,555
44,811	Capital City Bank Group Inc	HSBC	65,473
60,154	Capital City Bank Group Inc	Morgan Stanley	65,568
8,917	Capital One Financial Corp	Bank of America Merrill Lynch	6,444
5,478	Capital One Financial Corp	Barclays Bank	4,985
8,628	Capital One Financial Corp	Morgan Stanley	7,851
(144,561)	Capital Senior Living Corp	Bank of America Merrill Lynch	(36,863)
25,295	Capitol Federal Financial Inc	Goldman Sachs	(13,659)
78,007	Capitol Federal Financial Inc	HSBC	37,763
49,239	Capitol Federal Financial Inc	Morgan Stanley	(6,893)
28,209	Capstar Financial Holdings Inc	Bank of America Merrill Lynch	(4,231)
31,368	Capstar Financial Holdings Inc	Goldman Sachs	(4,705)
48,565	Capstar Financial Holdings Inc	HSBC	20,450
50,452	Capstar Financial Holdings Inc	Morgan Stanley	(7,568)
(125,446)	Capstead Mortgage Corp (REIT)	Bank of America Merrill Lynch	4,323
(10,365)	Capstead Mortgage Corp (REIT)	Goldman Sachs	311
(60,751)	Capstead Mortgage Corp (REIT)	HSBC	(29,084)
(34,244)	Capstead Mortgage Corp (REIT)	Morgan Stanley	3,082
13,860	Cara Therapeutics Inc	Bank of America Merrill Lynch	(12,751)
8,229	Cara Therapeutics Inc	Goldman Sachs	(7,571)
11,988	Cara Therapeutics Inc	HSBC	1,719
21,440	Cara Therapeutics Inc	Morgan Stanley	(4,502)
(7,053)	Cardiff Oncology Inc	Bank of America Merrill Lynch	(44,011)
(13,851)	Cardiff Oncology Inc	Goldman Sachs	(86,430)
5,741	Cardinal Health Inc	Bank of America Merrill Lynch	(22,505)

保有高	銘柄	取引相手	未実現評価益/ (損) (米ドル)
	米国(続き)		
7,251	Cardinal Health Inc	Barclays Bank	16,387
(2,079)	Cardinal Health Inc	Barclays Bank	(4,699)
(7,875)	Cardinal Health Inc	Goldman Sachs	24,169
8,916	Cardinal Health Inc	HSBC	(7,668)
(6,818)	Cardinal Health Inc	HSBC	5,863
12,986	Cardinal Health Inc	Morgan Stanley	29,348
20,065	Cardiovascular Systems Inc	Goldman Sachs	(20,868)
16,908	Cardiovascular Systems Inc	HSBC	(1,014)
12,721	Cardiovascular Systems Inc	Morgan Stanley	(763)
2,502	Cardlytics Inc	Bank of America Merrill Lynch	9,182
2,107	Cardlytics Inc	Goldman Sachs	7,733
(2,062)	CareDx Inc	Goldman Sachs	(3,340)
(8,302)	CareDx Inc	HSBC	(35,577)
(7,393)	CareDx Inc	Morgan Stanley	21,366
(12,365)	CareTrust Inc (REIT)	Bank of America Merrill Lynch	(1,532)
(8,810)	CareTrust Inc (REIT)	Goldman Sachs	(1,816)
(35,530)	CareTrust Inc (REIT)	HSBC	(29,653)
(47,195)	Cargurus Inc	Bank of America Merrill Lynch	(126,483)
(50,600)	Cargurus Inc	Goldman Sachs	(135,608)
17,566	Cargurus Inc	HSBC	34,516
3,245	Carlisle Cos Inc	Barclays Bank	(1,623)
3,424	Carlisle Cos Inc	Goldman Sachs	14,963
4,587	Carlisle Cos Inc	HSBC	25,320
2,124	Carlisle Cos Inc	Morgan Stanley	(1,062)
(10,031)	Carlyle Group Inc	Bank of America Merrill Lynch	(1,505)
(43,082)	Carlyle Group Inc	Barclays Bank	(36,189)
7,601	Carlyle Group Inc	Barclays Bank	6,385
1,286	Carlyle Group Inc	HSBC	1,209
(1,002)	Carlyle Group Inc	Morgan Stanley	(842)
3,150	Carlyle Group Inc	Morgan Stanley	2,646
3,432	CarMax Inc	Bank of America Merrill Lynch	(11,566)
811	CarMax Inc	Barclays Bank	(1,800)
846	CarMax Inc	Goldman Sachs	(965)
88	CarMax Inc	HSBC	(154)
37,175	CarMax Inc	Morgan Stanley	(81,890)
(39,972)	CarParts.com Inc	HSBC	(49,166)
25,371	Carpenter Technology Corp	Goldman Sachs	(3,298)
18,137	Carpenter Technology Corp	HSBC	32,049
9,942	Carpenter Technology Corp	Morgan Stanley	(14,416)
29,717	Carriage Services Inc	Goldman Sachs	(29,717)
(2,791)	Carrier Global Corp	Barclays Bank	1,842
(2,719)	Carrier Global Corp	HSBC	1,876
(17,670)	Carrier Global Corp	Morgan Stanley	11,662
(15,763)	Carrols Restaurant Group Inc	Bank of America Merrill Lynch	(21,595)
(57,270)	Carrols Restaurant Group Inc	HSBC	(58,988)

保有高	銘柄	取引相手	未実現評価益/ (損) (米ドル)
	米国(続き)		
(36,850)	Carrols Restaurant Group Inc	Morgan Stanley	(25,795)
(11,768)	Cars.com Inc	Bank of America Merrill Lynch	(22,712)
(43,319)	Cars.com Inc	HSBC	(8,231)
(3,445)	Carter Bankshares Inc	HSBC	(5,753)
(54,486)	Carter Bankshares Inc	Morgan Stanley	(137,305)
213	Carter's Inc	Bank of America Merrill Lynch	887
(2,700)	Carter's Inc	Bank of America Merrill Lynch	(17,901)
(1,408)	Carter's Inc	Barclays Bank	(1,211)
(1,013)	Carter's Inc	Goldman Sachs	(6,716)
15,740	Carter's Inc	Morgan Stanley	13,536
(152)	Carvana Co	Bank of America Merrill Lynch	(5,285)
(2,511)	Carvana Co	Barclays Bank	(12,164)
(640)	Carvana Co	Goldman Sachs	(22,252)
(548)	Carvana Co	Morgan Stanley	(2,576)
20,187	Casa Systems Inc	Bank of America Merrill Lynch	10,094
56,552	Casa Systems Inc	Goldman Sachs	28,276
63,743	Casa Systems Inc	HSBC	2,668
35,945	Casa Systems Inc	Morgan Stanley	(4,673)
(1,295)	Casella Waste Systems Inc 'A'	Bank of America Merrill Lynch	2,033
(12,868)	Casella Waste Systems Inc 'A'	Goldman Sachs	20,203
(43,237)	Casella Waste Systems Inc 'A'	HSBC	7,554
(36,772)	Casella Waste Systems Inc 'A'	Morgan Stanley	50,378
83	Casey's General Stores Inc	Bank of America Merrill Lynch	(348)
2,016	Casey's General Stores Inc	Barclays Bank	(5,826)
2,360	Casey's General Stores Inc	Goldman Sachs	(26,406)
12,165	Casey's General Stores Inc	HSBC	(145,980)
(38,487)	CASI Pharmaceuticals Inc	HSBC	(6,543)
(82,335)	CASI Pharmaceuticals Inc	Morgan Stanley	(13,997)
15,179	Casper Sleep Inc	Bank of America Merrill Lynch	(2,580)
17,497	Casper Sleep Inc	Goldman Sachs	(2,974)
9,362	Casper Sleep Inc	HSBC	1,966
(6,391)	Cass Information Systems Inc	Bank of America Merrill Lynch	(1,214)
(15,448)	Cass Information Systems Inc	Goldman Sachs	(2,935)
(35,899)	Cass Information Systems Inc	HSBC	(26,825)
(23,716)	Cass Information Systems Inc	Morgan Stanley	(6,403)
(27,914)	Cassava Sciences Inc	HSBC	12,579
(9,741)	Castle Biosciences Inc	Goldman Sachs	51,432
(7,466)	Castle Biosciences Inc	Morgan Stanley	16,276
174,269	Castlight Health Inc 'B'	Bank of America Merrill Lynch	6,971
54,165	Castlight Health Inc 'B'	Goldman Sachs	2,167
94,454	Castlight Health Inc 'B'	HSBC	18,891
187,668	Castlight Health Inc 'B'	Morgan Stanley	(18,767)
2,833	Catalent Inc	HSBC	10,844
5,499	Catalent Inc	Morgan Stanley	(9,568)
20,581	Catalyst Biosciences Inc	Bank of America Merrill Lynch	(617)

保有高	銘柄	取引相手	未実現評価益/ (損) (米ドル)
	米国(続き)		
43,689	Catalyst Biosciences Inc	HSBC	14,837
8,548	Catalyst Biosciences Inc	Morgan Stanley	2,137
(45,725)	Catalyst Pharmaceuticals Inc	Bank of America Merrill Lynch	(14,175)
(29,942)	Catalyst Pharmaceuticals Inc	Goldman Sachs	(9,282)
(122,159)	Catalyst Pharmaceuticals Inc	HSBC	(33,263)
(29,461)	Catalyst Pharmaceuticals Inc	Morgan Stanley	(6,776)
(11,303)	CatchMark Timber Trust Inc 'A' (REIT)	Bank of America Merrill Lynch	339
(168,321)	CatchMark Timber Trust Inc 'A' (REIT)	Goldman Sachs	5,050
(31,351)	CatchMark Timber Trust Inc 'A' (REIT)	HSBC	(9,043)
(49,571)	CatchMark Timber Trust Inc 'A' (REIT)	Morgan Stanley	12,888
(385)	Caterpillar Inc	Bank of America Merrill Lynch	(856)
(307)	Caterpillar Inc	Barclays Bank	55
(4,718)	Caterpillar Inc	Goldman Sachs	(2,351)
(16,104)	Caterpillar Inc	Morgan Stanley	8,535
8,971	Cathay General Bancorp	Bank of America Merrill Lynch	404
17,843	Cathay General Bancorp	Goldman Sachs	803
106,286	Cathay General Bancorp	HSBC	60,434
54,116	Cathay General Bancorp	Morgan Stanley	9,200
32,551	Cato Corp 'A'	Bank of America Merrill Lynch	10,742
(316)	Cavco Industries Inc	Bank of America Merrill Lynch	3,775
(1,932)	Cavco Industries Inc	Goldman Sachs	24,594
(4,603)	Cavco Industries Inc	HSBC	36,933
(3,734)	Cavco Industries Inc	Morgan Stanley	52,649
4,252	CB Financial Services Inc	Goldman Sachs	(4,039)
5,929	CB Financial Services Inc	HSBC	(296)
6,510	CB Financial Services Inc	Morgan Stanley	(326)
1,092	CBIZ Inc	Bank of America Merrill Lynch	350
21,537	CBIZ Inc	Goldman Sachs	(15,507)
31,767	CBIZ Inc	HSBC	(307)
18,748	CBIZ Inc	Morgan Stanley	(1,312)
(3,337)	Cboe Global Markets Inc	Barclays Bank	7,341
(2,572)	Cboe Global Markets Inc	Goldman Sachs	(5,555)
(1,437)	Cboe Global Markets Inc	HSBC	(4,584)
(8,747)	Cboe Global Markets Inc	Morgan Stanley	19,243
(2,490)	CBRE Group Inc 'A'	Bank of America Merrill Lynch	(6,891)
(7,796)	CBRE Group Inc 'A'	Barclays Bank	(10,369)
(2,691)	CBRE Group Inc 'A'	Goldman Sachs	(1,772)
(18,176)	CBRE Group Inc 'A'	Morgan Stanley	(24,174)
11,459	CBTX Inc	Bank of America Merrill Lynch	(1,948)
25,729	CBTX Inc	Goldman Sachs	(4,374)
30,065	CBTX Inc	HSBC	15,446
11,903	CBTX Inc	Morgan Stanley	(1,309)
2,680	CDK Global Inc	Goldman Sachs	1,528
26,952	CDK Global Inc	Morgan Stanley	18,058
616	CDW Corp	Bank of America Merrill Lynch	(341)

保有高	銘柄	取引相手	未実現評価益/ (損) (米ドル)
	米国(続き)		
451	CDW Corp	HSBC	(2,438)
6,989	CDW Corp	Morgan Stanley	(4,285)
(5,646)	CDW Corp	Morgan Stanley	3,049
82,643	CECO Environmental Corp	Bank of America Merrill Lynch	18,181
16,078	CECO Environmental Corp	Goldman Sachs	3,537
20,359	CECO Environmental Corp	HSBC	10,455
23,309	Cedar Realty Trust Inc (REIT)	HSBC	11,838
26,294	Cedar Realty Trust Inc (REIT)	Morgan Stanley	1,207
(355)	Celanese Corp	Barclays Bank	941
(12,628)	Celanese Corp	HSBC	(69,328)
(24,166)	Celanese Corp	Morgan Stanley	64,040
(4,201)	Celldex Therapeutics Inc	Goldman Sachs	(11,133)
(16,373)	Celldex Therapeutics Inc	HSBC	(12,607)
(1,425)	Cellular Biomedicine Group Inc	Bank of America Merrill Lynch	(14)
(28,965)	Cellular Biomedicine Group Inc	HSBC	(9,848)
1,954	CEL-SCI Corp	HSBC	915
2,275	CEL-SCI Corp	Morgan Stanley	910
(1,293)	Celsius Holdings Inc	Bank of America Merrill Lynch	2,108
(14,331)	Celsius Holdings Inc	HSBC	6,354
13,513	Centene Corp	Bank of America Merrill Lynch	(56,623)
1,168	Centene Corp	Barclays Bank	(923)
1,302	Centene Corp	Goldman Sachs	(5,911)
(2,424)	Centene Corp	HSBC	13,793
4,153	Centene Corp	HSBC	(7,338)
(1,509)	Centene Corp	Morgan Stanley	1,192
2,060	Centene Corp	Morgan Stanley	(1,627)
(8,757)	CenterPoint Energy Inc	Bank of America Merrill Lynch	9,370
(41,017)	CenterPoint Energy Inc	Barclays Bank	(1,641)
16,056	CenterPoint Energy Inc	Barclays Bank	642
(30,414)	CenterPoint Energy Inc	Goldman Sachs	32,543
(2,608)	CenterPoint Energy Inc	Morgan Stanley	(104)
14,363	Central Garden & Pet Co 'A'	Bank of America Merrill Lynch	(4,524)
28,221	Central Garden & Pet Co 'A'	Goldman Sachs	(9,484)
18,809	Central Garden & Pet Co 'A'	HSBC	10,739
11,183	Central Garden & Pet Co 'A'	Morgan Stanley	(2,069)
49,491	Central Pacific Financial Corp	Bank of America Merrill Lynch	(3,959)
107,108	Central Pacific Financial Corp	Morgan Stanley	48,199
(7,441)	Central Valley Community Bancorp	Bank of America Merrill Lynch	3,274
(4,250)	Central Valley Community Bancorp	Goldman Sachs	1,771
(11,252)	Central Valley Community Bancorp	HSBC	(11,818)
(1,300)	Central Valley Community Bancorp	Morgan Stanley	(143)
(23,243)	Centrus Energy Corp 'A'	Goldman Sachs	(70,659)
(18,143)	Centrus Energy Corp 'A'	HSBC	(43,906)
(9,360)	Century Aluminum Co	Bank of America Merrill Lynch	(10,202)
(7,045)	Century Aluminum Co	Goldman Sachs	(7,679)

保有高	銘柄	取引相手	未実現評価益/ (損) (米ドル)
	米国(続き)		
(65,907)	Century Aluminum Co	HSBC	(166,086)
(37,393)	Century Aluminum Co	Morgan Stanley	374
(6,460)	Century Bancorp Inc 'A'	Bank of America Merrill Lynch	42,830
(5,289)	Century Bancorp Inc 'A'	Goldman Sachs	35,066
(5,810)	Century Bancorp Inc 'A'	HSBC	15,239
(4,397)	Century Bancorp Inc 'A'	Morgan Stanley	18,379
6,873	Century Casinos Inc	Bank of America Merrill Lynch	2,887
12,284	Century Casinos Inc	Goldman Sachs	5,159
58,489	Century Casinos Inc	HSBC	5,264
31,815	Century Casinos Inc	Morgan Stanley	2,863
2,963	Century Communities Inc	Bank of America Merrill Lynch	3,104
2,875	Century Communities Inc	Goldman Sachs	100
22,368	Century Communities Inc	HSBC	110,142
2,117	Century Communities Inc	Morgan Stanley	(3,535)
(77,603)	CenturyLink Inc	Bank of America Merrill Lynch	(35,697)
(4,523)	CenturyLink Inc	Barclays Bank	985
142,307	CenturyLink Inc	Morgan Stanley	8,538
(49,534)	Cerecor Inc	Bank of America Merrill Lynch	(11,145)
(10,916)	Cerecor Inc	Goldman Sachs	(2,456)
(65,588)	Cerecor Inc	HSBC	(13,629)
(405)	Cerence Inc	Goldman Sachs	(2,310)
(2,916)	Cerence Inc	Morgan Stanley	(24,465)
29,419	Cerevel Therapeutics Holdings Inc	HSBC	22,811
10,327	Cerevel Therapeutics Holdings Inc	Morgan Stanley	(516)
(5,802)	Ceridian HCM Holding Inc	Barclays Bank	(11,546)
(6,909)	Ceridian HCM Holding Inc	HSBC	(28,741)
3,706	Ceridian HCM Holding Inc	HSBC	14,458
1,485	Cerner Corp	Bank of America Merrill Lynch	627
(5,030)	Cerner Corp	HSBC	(905)
(19,401)	Cerner Corp	Morgan Stanley	(8,536)
15,004	Cerner Corp	Morgan Stanley	6,602
21,632	Cerus Corp	Goldman Sachs	13,412
117,772	Cerus Corp	HSBC	88,973
46,216	Cerus Corp	Morgan Stanley	19,180
2,108	CEVA Inc	Bank of America Merrill Lynch	(128)
9,055	CEVA Inc	Goldman Sachs	(2,951)
17,389	CEVA Inc	HSBC	7,052
7,351	CEVA Inc	Morgan Stanley	4,558
3,612	CF Industries Holdings Inc	Bank of America Merrill Lynch	19,830
7,005	CF Industries Holdings Inc	Barclays Bank	14,500
4,234	CF Industries Holdings Inc	Goldman Sachs	23,245
6,166	CF Industries Holdings Inc	HSBC	55,062
23,956	CF Industries Holdings Inc	Morgan Stanley	49,589
2,888	CH Robinson Worldwide Inc	Bank of America Merrill Lynch	520
7,060	CH Robinson Worldwide Inc	Barclays Bank	6,566

保有高	銘柄	取引相手	未実現評価益/ (損) (米ドル)
	米国(続き)		
6,637	CH Robinson Worldwide Inc	Goldman Sachs	1,195
2,330	CH Robinson Worldwide Inc	HSBC	922
13,482	CH Robinson Worldwide Inc	Morgan Stanley	12,538
(31,882)	Champions Oncology Inc	Bank of America Merrill Lynch	20,725
(2,471)	Champions Oncology Inc	Goldman Sachs	2,375
(2,664)	Champions Oncology Inc	HSBC	2,371
(24,263)	ChampionX Corp	Goldman Sachs	(26,932)
(20,529)	ChampionX Corp	HSBC	(6,252)
(19,478)	ChampionX Corp	Morgan Stanley	7,791
3,645	Change Healthcare Inc	Bank of America Merrill Lynch	2,323
15,460	Change Healthcare Inc	Barclays Bank	5,566
10,073	Change Healthcare Inc	Goldman Sachs	7,816
17,572	Change Healthcare Inc	HSBC	15,570
(2,457)	Change Healthcare Inc	HSBC	(2,236)
7,912	Change Healthcare Inc	Morgan Stanley	2,848
4,771	ChannelAdvisor Corp	Goldman Sachs	5,630
5,865	ChannelAdvisor Corp	HSBC	3,108
(798)	Charles River Laboratories International Inc	Barclays Bank	132
(306)	Charles River Laboratories International Inc	Goldman Sachs	1,160
(5,825)	Charles River Laboratories International Inc	Morgan Stanley	961
(919)	Charles Schwab Corp	Barclays Bank	(1,296)
(17,423)	Charles Schwab Corp	Goldman Sachs	(48,087)
15,089	Charles Schwab Corp	Morgan Stanley	21,275
(1,430)	Charles Schwab Corp	Morgan Stanley	(2,016)
(703)	Chart Industries Inc	Bank of America Merrill Lynch	(7,909)
(743)	Chart Industries Inc	HSBC	(2,110)
(4,307)	Chart Industries Inc	Morgan Stanley	(12,232)
(566)	Charter Communications Inc ' A '	Bank of America Merrill Lynch	483
(1,202)	Charter Communications Inc ' A '	Barclays Bank	(2,373)
(6,730)	Charter Communications Inc ' A '	Goldman Sachs	(54,056)
(2,744)	Charter Communications Inc ' A '	HSBC	(99,854)
(3,160)	Charter Communications Inc ' A '	Morgan Stanley	(14,378)
(1,140)	Chase Corp	Bank of America Merrill Lynch	1,279
(8,003)	Chase Corp	Goldman Sachs	15,329
(1,442)	Chase Corp	HSBC	(1,327)
(15,308)	Chase Corp	Morgan Stanley	(14,083)
9,459	Chatham Lodging Trust (REIT)	Bank of America Merrill Lynch	6,243
18,097	Chatham Lodging Trust (REIT)	Goldman Sachs	11,944
70,018	Chatham Lodging Trust (REIT)	HSBC	23,834
46,223	Chatham Lodging Trust (REIT)	Morgan Stanley	(5,547)
3,039	Checkmate Pharmaceuticals Inc	Bank of America Merrill Lynch	1,246
6,415	Checkmate Pharmaceuticals Inc	Goldman Sachs	2,630
8,388	Checkmate Pharmaceuticals Inc	HSBC	(979)

保有高	銘柄	取引相手	未実現評価益/ (損) (米ドル)
	米国(続き)		
(61,194)	Checkpoint Therapeutics Inc	Goldman Sachs	6,731
(22,849)	Checkpoint Therapeutics Inc	HSBC	(1,371)
5,127	Cheesecake Factory Inc	Goldman Sachs	3,230
42,531	Cheesecake Factory Inc	HSBC	17,135
19,029	Cheesecake Factory Inc	Morgan Stanley	39,009
2,658	Chefs' Warehouse Inc	Goldman Sachs	5,595
30,046	Chefs' Warehouse Inc	HSBC	71,059
4,067	Chefs' Warehouse Inc	Morgan Stanley	7,931
(7,674)	Chegg Inc	Bank of America Merrill Lynch	(70,914)
(3,473)	Chegg Inc	Barclays Bank	(20,699)
(2,878)	Chegg Inc	Goldman Sachs	(21,832)
3,943	Chegg Inc	HSBC	23,500
(45,974)	Chembio Diagnostics Inc	Bank of America Merrill Lynch	(41,836)
(5,917)	Chembio Diagnostics Inc	HSBC	(1,716)
2,865	Chemed Corp	Bank of America Merrill Lynch	(26,730)
702	Chemed Corp	Barclays Bank	(1,923)
376	Chemed Corp	Goldman Sachs	(3,508)
734	Chemed Corp	Morgan Stanley	(2,011)
(5,469)	ChemoCentryx Inc	Bank of America Merrill Lynch	22,065
(3,343)	ChemoCentryx Inc	Barclays Bank	6,853
(6,355)	ChemoCentryx Inc	Goldman Sachs	25,784
(6,433)	ChemoCentryx Inc	HSBC	14,850
(19,383)	ChemoCentryx Inc	Morgan Stanley	39,735
(4,768)	Chemours Co	Bank of America Merrill Lynch	(9,107)
(7,024)	Chemours Co	Barclays Bank	(9,763)
(10,090)	Chemours Co	Goldman Sachs	(19,272)
(2,493)	Chemours Co	HSBC	(7,304)
(8,825)	Chemours Co	Morgan Stanley	(12,267)
(11,579)	Chemung Financial Corp	Bank of America Merrill Lynch	31,611
(5,694)	Chemung Financial Corp	Morgan Stanley	569
3,153	Cheniere Energy Inc	HSBC	18,854
(5,838)	Cheniere Energy Inc	Morgan Stanley	(15,587)
(38,708)	Cherry Hill Mortgage Investment Corp (REIT)	Bank of America Merrill Lynch	6,193
(25,483)	Cherry Hill Mortgage Investment Corp (REIT)	Goldman Sachs	4,077
(10,018)	Cherry Hill Mortgage Investment Corp (REIT)	HSBC	8,206
(15,352)	Cherry Hill Mortgage Investment Corp (REIT)	Morgan Stanley	307
(4,833)	Chesapeake Utilities Corp	Bank of America Merrill Lynch	19,042
(8,676)	Chesapeake Utilities Corp	Goldman Sachs	34,183
(31,295)	Chesapeake Utilities Corp	HSBC	(46,658)
(11,899)	Chesapeake Utilities Corp	Morgan Stanley	(8,686)
(8,570)	Chevron Corp	Bank of America Merrill Lynch	(15,041)
(8,522)	Chevron Corp	Barclays Bank	3,664
(1,039)	Chevron Corp	Goldman Sachs	(1,704)
(3,473)	Chevron Corp	HSBC	(38,898)
(10,251)	Chevron Corp	Morgan Stanley	4,408

保有高	銘柄	取引相手	未実現評価益/ (損) (米ドル)
	米国(続き)		
(957)	Chewy Inc 'A'	Barclays Bank	(5,924)
(2,333)	Chewy Inc 'A'	Goldman Sachs	(25,966)
(3,944)	Chewy Inc 'A'	Morgan Stanley	(24,413)
(25,201)	Chiasma Inc	Bank of America Merrill Lynch	(6,048)
(35,854)	Chiasma Inc	Goldman Sachs	(8,605)
(42,169)	Chiasma Inc	HSBC	(13,689)
(60,784)	Chiasma Inc	Morgan Stanley	(20,667)
1,562	Chicken Soup For The Soul Entertainment Inc	Bank of America Merrill Lynch	3,311
1,991	Chicken Soup For The Soul Entertainment Inc	Goldman Sachs	4,221
11,993	Chicken Soup For The Soul Entertainment Inc	HSBC	16,330
4,332	Chicken Soup For The Soul Entertainment Inc	Morgan Stanley	2,079
(80,051)	Chico's FAS Inc	Bank of America Merrill Lynch	(8,806)
(54,972)	Chico's FAS Inc	Goldman Sachs	(1,240)
(31,527)	Chico's FAS Inc	HSBC	6,621
(10,900)	Chico's FAS Inc	Morgan Stanley	2,289
7,147	Children's Place Inc	HSBC	75,258
741	Children's Place Inc	Morgan Stanley	(245)
(227,078)	Chimera Investment Corp (REIT)	Bank of America Merrill Lynch	(13,624)
(9,154)	Chimera Investment Corp (REIT)	Barclays Bank	(641)
(47,375)	Chimera Investment Corp (REIT)	Goldman Sachs	(2,842)
(82,590)	Chimera Investment Corp (REIT)	HSBC	(77,242)
(109,495)	Chimera Investment Corp (REIT)	Morgan Stanley	(7,665)
80,490	Chimerix Inc	Bank of America Merrill Lynch	16,903
17,932	Chimerix Inc	Morgan Stanley	(359)
2,984	Chinook Therapeutics Inc	Goldman Sachs	(1,761)
1,840	Chinook Therapeutics Inc	HSBC	294
4,665	Chinook Therapeutics Inc	Morgan Stanley	746
113	Chipotle Mexican Grill Inc	Bank of America Merrill Lynch	2,367
206	Chipotle Mexican Grill Inc	Barclays Bank	564
1,231	Chipotle Mexican Grill Inc	Goldman Sachs	28,399
(36)	Chipotle Mexican Grill Inc	Goldman Sachs	402
98	Chipotle Mexican Grill Inc	HSBC	496
(269)	Chipotle Mexican Grill Inc	HSBC	(1,509)
294	Chipotle Mexican Grill Inc	Morgan Stanley	806
(2,116)	Choice Hotels International Inc	Bank of America Merrill Lynch	11,955
77	Choice Hotels International Inc	Bank of America Merrill Lynch	(435)
(8,202)	Choice Hotels International Inc	Barclays Bank	1,066
1,614	Choice Hotels International Inc	Barclays Bank	(210)
8,064	Choice Hotels International Inc	Goldman Sachs	(45,562)
1,583	Choice Hotels International Inc	HSBC	(2,485)
698	ChoiceOne Financial Services Inc	Bank of America Merrill Lynch	(1,640)
211	ChoiceOne Financial Services Inc	Goldman Sachs	(392)
3,263	ChoiceOne Financial Services Inc	HSBC	(4,683)
754	ChoiceOne Financial Services Inc	Morgan Stanley	(1,003)
6,945	ChromaDex Corp	Bank of America Merrill Lynch	-

保有高	銘柄	取引相手	未実現評価益/ (損) (米ドル)
	米国(続き)		
15,942	ChromaDex Corp	Goldman Sachs	-
30,988	ChromaDex Corp	HSBC	8,096
3,625	Church & Dwight Co Inc	Bank of America Merrill Lynch	(4,263)
12,502	Church & Dwight Co Inc	Barclays Bank	13,188
5,085	Church & Dwight Co Inc	Goldman Sachs	(7,522)
21,448	Church & Dwight Co Inc	HSBC	23,775
8,277	Church & Dwight Co Inc	Morgan Stanley	8,277
2,301	Churchill Downs Inc	Bank of America Merrill Lynch	(12,805)
1,135	Churchill Downs Inc	Barclays Bank	(8,393)
(188)	Churchill Downs Inc	Goldman Sachs	1,046
1,794	Churchill Downs Inc	Goldman Sachs	(9,984)
5,504	Churchill Downs Inc	HSBC	(26,422)
(3,828)	Churchill Downs Inc	Morgan Stanley	28,308
5,754	Churchill Downs Inc	Morgan Stanley	(42,551)
19,017	Chuy ' s Holdings Inc	Goldman Sachs	(7,417)
9,867	Chuy ' s Holdings Inc	HSBC	296
22,618	Chuy ' s Holdings Inc	Morgan Stanley	(226)
44,583	Cidara Therapeutics Inc	Goldman Sachs	(17,387)
2,544	Ciena Corp	Bank of America Merrill Lynch	432
5,053	Ciena Corp	Barclays Bank	4,750
40,540	Ciena Corp	Goldman Sachs	6,892
2,406	Ciena Corp	HSBC	3,441
(14,433)	Ciena Corp	Morgan Stanley	(13,567)
(192)	Cigna Corp	Barclays Bank	(872)
6,213	Cigna Corp	Goldman Sachs	(42,373)
(5,032)	Cigna Corp	Goldman Sachs	19,566
(363)	Cigna Corp	HSBC	(102)
4,691	Cigna Corp	Morgan Stanley	21,297
(1,690)	Cigna Corp	Morgan Stanley	(7,673)
(4,563)	Cimarex Energy Co	Bank of America Merrill Lynch	(13,370)
(5,650)	Cimarex Energy Co	Barclays Bank	3,729
(6,481)	Cimarex Energy Co	Goldman Sachs	(18,989)
(10,750)	Cimarex Energy Co	Morgan Stanley	7,095
(6,404)	Cincinnati Financial Corp	Barclays Bank	(1,473)
(2,443)	Cincinnati Financial Corp	Goldman Sachs	4,837
6,341	Cincinnati Financial Corp	Morgan Stanley	1,458
6,683	Cinemark Holdings Inc	Goldman Sachs	10,292
34,658	Cinemark Holdings Inc	Morgan Stanley	4,852
1,206	Cintas Corp	Bank of America Merrill Lynch	(7,432)
1,564	Cintas Corp	Barclays Bank	5,458
527	Cintas Corp	Goldman Sachs	(3,636)
2,530	Cintas Corp	HSBC	(3,572)
3,517	Cintas Corp	Morgan Stanley	12,274
773	Cirrus Logic Inc	Bank of America Merrill Lynch	928
15,475	Cirrus Logic Inc	Barclays Bank	7,273

保有高	銘柄	取引相手	未実現評価益/ (損) (米ドル)
	米国(続き)		
(1,425)	Cirrus Logic Inc	Barclays Bank	(670)
12,020	Cirrus Logic Inc	Goldman Sachs	14,424
(8,204)	Cirrus Logic Inc	Goldman Sachs	(9,845)
34,248	Cirrus Logic Inc	HSBC	56,428
3,051	Cirrus Logic Inc	Morgan Stanley	1,434
5,831	Cisco Systems Inc	Bank of America Merrill Lynch	554
19,336	Cisco Systems Inc	Goldman Sachs	1,837
7,754	Cisco Systems Inc	HSBC	34,389
65,973	Cisco Systems Inc	Morgan Stanley	65,643
(18,155)	Citi Trends Inc	Bank of America Merrill Lynch	(35,947)
(19,890)	Citi Trends Inc	Goldman Sachs	(39,382)
(9,078)	Citi Trends Inc	HSBC	(6,536)
14,523	Citigroup Inc	Barclays Bank	40,519
15,265	Citigroup Inc	Goldman Sachs	86,858
11,402	Citigroup Inc	HSBC	96,347
(29,309)	Citigroup Inc	Morgan Stanley	(81,772)
5,641	Citigroup Inc	Morgan Stanley	15,738
(61,112)	Citizens & Northern Corp	Bank of America Merrill Lynch	37,278
(9,307)	Citizens & Northern Corp	Morgan Stanley	(3,164)
9,878	Citizens Financial Group Inc	Bank of America Merrill Lynch	7,705
(4,919)	Citizens Financial Group Inc	Bank of America Merrill Lynch	(3,837)
24,634	Citizens Financial Group Inc	Barclays Bank	14,041
(5,177)	Citizens Financial Group Inc	Barclays Bank	4,358
44,741	Citizens Financial Group Inc	Goldman Sachs	34,898
(2,280)	Citizens Financial Group Inc	Goldman Sachs	2,643
24,293	Citizens Financial Group Inc	Morgan Stanley	13,847
(19,857)	Citizens Financial Group Inc	Morgan Stanley	(11,318)
(944)	Citizens Holding Co	Bank of America Merrill Lynch	977
(6,957)	Citizens Holding Co	Goldman Sachs	5,814
(503)	Citizens Holding Co	HSBC	(189)
(4,152)	Citizens Inc	Bank of America Merrill Lynch	(42)
(81,768)	Citizens Inc	HSBC	(24,673)
(48,215)	Citizens Inc	Morgan Stanley	(17,357)
(1,160)	Citrix Systems Inc	Bank of America Merrill Lynch	(3,874)
(13,429)	Citrix Systems Inc	Barclays Bank	(22,292)
(794)	Citrix Systems Inc	Goldman Sachs	(2,652)
(1,512)	Citrix Systems Inc	Morgan Stanley	(2,510)
(10,890)	City Holding Co	Bank of America Merrill Lynch	24,543
(32,370)	City Holding Co	Goldman Sachs	70,597
(5,993)	City Holding Co	HSBC	4,149
(16,165)	City Holding Co	Morgan Stanley	20,853
22,184	Civista Bancshares Inc	Bank of America Merrill Lynch	2,440
17,972	Civista Bancshares Inc	Goldman Sachs	1,977
37,821	Civista Bancshares Inc	HSBC	24,870
24,263	Civista Bancshares Inc	Morgan Stanley	21,109

保有高	銘柄	取引相手	未実現評価益/ (損) (米ドル)
	米国(続き)		
(29,130)	Clarus Corp	HSBC	32,440
(80,882)	Clarus Corp	Morgan Stanley	(13,750)
(26,205)	Clean Energy Fuels Corp	Bank of America Merrill Lynch	(42,452)
(116,565)	Clean Energy Fuels Corp	HSBC	(65,092)
(22,715)	Clean Energy Fuels Corp	Morgan Stanley	(9,540)
2,993	Clean Harbors Inc	Bank of America Merrill Lynch	3,741
1,678	Clean Harbors Inc	Barclays Bank	1,393
3,714	Clean Harbors Inc	Goldman Sachs	4,643
1,799	Clean Harbors Inc	HSBC	8,060
4,880	Clean Harbors Inc	Morgan Stanley	4,050
(9,184)	Clean Harbors Inc	Morgan Stanley	(7,623)
3,416	Cleanspark Inc	Goldman Sachs	5,978
51,953	Clear Channel Outdoor Holdings Inc	HSBC	21,561
3,552	Clear Channel Outdoor Holdings Inc	Morgan Stanley	586
11,457	Clearfield Inc	Goldman Sachs	4,468
20,933	Clearfield Inc	HSBC	7,142
8,697	Clearfield Inc	Morgan Stanley	6,871
1,170	Clearwater Paper Corp	Bank of America Merrill Lynch	(2,586)
9,583	Clearwater Paper Corp	Goldman Sachs	(21,736)
8,130	Clearwater Paper Corp	HSBC	23,740
7,471	Clearwater Paper Corp	Morgan Stanley	(4,333)
(10,255)	Clearway Energy Inc 'A'	Goldman Sachs	5,948
(26,224)	Clearway Energy Inc 'A'	HSBC	4,198
(58,234)	Clearway Energy Inc 'A'	Morgan Stanley	(2,329)
(90,889)	Clearway Energy Inc 'C'	Morgan Stanley	(8,180)
20,009	Cleveland-Cliffs Inc	Bank of America Merrill Lynch	44,220
16,201	Cleveland-Cliffs Inc	Barclays Bank	1,785
33,915	Cleveland-Cliffs Inc	Goldman Sachs	74,952
32,681	Cleveland-Cliffs Inc	HSBC	88,448
42,474	Cleveland-Cliffs Inc	Morgan Stanley	54,367
11,802	Clipper Realty Inc (REIT)	Bank of America Merrill Lynch	2,596
24,107	Clipper Realty Inc (REIT)	Goldman Sachs	5,304
55,172	Clipper Realty Inc (REIT)	HSBC	14,556
28,762	Clipper Realty Inc (REIT)	Morgan Stanley	8,916
979	Clorox Co	Bank of America Merrill Lynch	248
616	Clorox Co	Barclays Bank	1,773
7,642	Clorox Co	Goldman Sachs	(36,758)
8,606	Clorox Co	HSBC	63,809
9,858	Clorox Co	Morgan Stanley	5,422
(13,400)	Cloudera Inc	Bank of America Merrill Lynch	(12,993)
(15,663)	Cloudera Inc	Barclays Bank	(9,868)
(23,155)	Cloudera Inc	Goldman Sachs	(21,998)
(16,557)	Cloudera Inc	HSBC	(17,803)
(79,709)	Cloudera Inc	Morgan Stanley	(50,216)
1,538	Cloudflare Inc 'A'	Barclays Bank	13,488

保有高	銘柄	取引相手	未実現評価益/ (損) (米ドル)
	米国(続き)		
216	Cloudflare Inc 'A'	Goldman Sachs	2,229
4,986	Cloudflare Inc 'A'	Morgan Stanley	43,727
19,712	Clovis Oncology Inc	Goldman Sachs	6,899
11,310	Clovis Oncology Inc	HSBC	6,673
27,974	Clovis Oncology Inc	Morgan Stanley	16,505
2,084	CMC Materials Inc	Bank of America Merrill Lynch	24,783
2,113	CMC Materials Inc	Goldman Sachs	22,331
(4,012)	CMC Materials Inc	HSBC	64,152
3,544	CMC Materials Inc	HSBC	25,374
(3,451)	CMC Materials Inc	Morgan Stanley	(8,144)
7,629	CMC Materials Inc	Morgan Stanley	18,004
3,347	CME Group Inc	Bank of America Merrill Lynch	16,367
2,950	CME Group Inc	Barclays Bank	14,396
(483)	CME Group Inc	Barclays Bank	(2,357)
1,531	CME Group Inc	Goldman Sachs	7,487
(1,250)	CME Group Inc	Goldman Sachs	(5,956)
2,750	CME Group Inc	HSBC	30,938
1,937	CME Group Inc	Morgan Stanley	9,453
(3,190)	CME Group Inc	Morgan Stanley	(15,567)
20,101	CMS Energy Corp	Bank of America Merrill Lynch	(85,630)
32,473	CMS Energy Corp	Barclays Bank	11,690
47,210	CMS Energy Corp	Goldman Sachs	(201,115)
12,845	CMS Energy Corp	HSBC	(55,747)
95,254	CMS Energy Corp	Morgan Stanley	34,291
18,359	CNA Financial Corp	Bank of America Merrill Lynch	(14,870)
13,368	CNA Financial Corp	Barclays Bank	(1,203)
39,231	CNA Financial Corp	Goldman Sachs	(31,777)
9,310	CNA Financial Corp	HSBC	1,210
6,581	CNA Financial Corp	Morgan Stanley	(592)
(1,342)	CNB Financial Corp	Bank of America Merrill Lynch	(1,355)
(8,304)	CNB Financial Corp	Goldman Sachs	(8,387)
(8,137)	CNB Financial Corp	HSBC	(5,696)
(8,772)	CNB Financial Corp	Morgan Stanley	(6,140)
9,374	CNO Financial Group Inc	Bank of America Merrill Lynch	8,155
90,408	CNO Financial Group Inc	Goldman Sachs	78,655
21,493	CNO Financial Group Inc	HSBC	15,588
16,746	CNO Financial Group Inc	Morgan Stanley	9,545
(26,384)	CNX Resources Corp	Morgan Stanley	(5,277)
59	Coastal Financial Corp	Bank of America Merrill Lynch	42
19,735	Coastal Financial Corp	HSBC	16,324
26,146	Coastal Financial Corp	Morgan Stanley	(5,752)
(680)	Coca-Cola Co	Bank of America Merrill Lynch	1,632
(19,294)	Coca-Cola Co	Goldman Sachs	46,041
(1,862)	Coca-Cola Co	HSBC	2,085
(62,085)	Coca-Cola Co	Morgan Stanley	76,364

保有高	銘柄	取引相手	未実現評価益/ (損) (米ドル)
	米国(続き)		
(600)	Coca-Cola Consolidated Inc	Goldman Sachs	2,883
(1,445)	Coca-Cola Consolidated Inc	HSBC	(6,887)
(4,373)	Coca-Cola Consolidated Inc	Morgan Stanley	4,679
(9,400)	Coda Octopus Group Inc	Goldman Sachs	(6,674)
(21,320)	Coda Octopus Group Inc	HSBC	(8,981)
(2,093)	Coda Octopus Group Inc	Morgan Stanley	(837)
(12,583)	Codexis Inc	Bank of America Merrill Lynch	(25,543)
(14,189)	Codexis Inc	Goldman Sachs	(28,804)
(27,044)	Codexis Inc	HSBC	(20,950)
3,427	Co-Diagnostics Inc	Goldman Sachs	(155)
(9,544)	Codorus Valley Bancorp Inc	Bank of America Merrill Lynch	(4,104)
(9,461)	Codorus Valley Bancorp Inc	Goldman Sachs	(4,068)
(10,531)	Codorus Valley Bancorp Inc	HSBC	(18,345)
(4,860)	Codorus Valley Bancorp Inc	Morgan Stanley	(3,985)
(9,281)	Coeur Mining Inc	Bank of America Merrill Lynch	5,550
(49,649)	Coeur Mining Inc	HSBC	19,038
(40,174)	Coeur Mining Inc	Morgan Stanley	1,406
11,374	Cogent Biosciences Inc	Bank of America Merrill Lynch	(5,346)
6,735	Cogent Biosciences Inc	Goldman Sachs	(3,165)
2,402	Cogent Communications Holdings Inc	Bank of America Merrill Lynch	(10,113)
4,196	Cogent Communications Holdings Inc	Barclays Bank	1,343
13,593	Cogent Communications Holdings Inc	Goldman Sachs	(41,904)
7,310	Cogent Communications Holdings Inc	HSBC	2,339
3,615	Cogent Communications Holdings Inc	Morgan Stanley	1,157
(1,575)	Cogent Communications Holdings Inc	Morgan Stanley	(504)
(701)	Cognex Corp	Bank of America Merrill Lynch	(1,332)
(4,955)	Cognex Corp	Barclays Bank	(17,206)
(3,354)	Cognex Corp	Goldman Sachs	(7,217)
(2,661)	Cognex Corp	Morgan Stanley	(9,526)
4,626	Cognizant Technology Solutions Corp 'A'	Barclays Bank	4,256
(4,184)	Cognizant Technology Solutions Corp 'A'	HSBC	(17,740)
(14,080)	Cognizant Technology Solutions Corp 'A'	Morgan Stanley	(12,954)
16,083	Cohen & Steers Inc	Bank of America Merrill Lynch	55,004
8,565	Cohen & Steers Inc	Goldman Sachs	29,292
11,747	Cohen & Steers Inc	HSBC	56,881
13,005	Cohen & Steers Inc	Morgan Stanley	7,673
(536)	Coherent Inc	Bank of America Merrill Lynch	(868)
367	Coherent Inc	Bank of America Merrill Lynch	595
3,610	Coherent Inc	Barclays Bank	(4,765)
(700)	Coherent Inc	Goldman Sachs	(1,134)
1,092	Coherent Inc	Goldman Sachs	(1,272)
(1,221)	Coherent Inc	HSBC	24,737
(2,028)	Coherent Inc	Morgan Stanley	2,677
22,181	Coherus Biosciences Inc	Bank of America Merrill Lynch	4,880
16,300	Coherus Biosciences Inc	HSBC	849

保有高	銘柄	取引相手	未実現評価益/ (損) (米ドル)
	米国(続き)		
17,550	Coherus Biosciences Inc	Morgan Stanley	(4,212)
(5,552)	Cohu Inc	Bank of America Merrill Lynch	(2,720)
(16,588)	Cohu Inc	HSBC	(48,984)
(22,595)	Cohu Inc	Morgan Stanley	(19,206)
11,384	Colfax Corp	Bank of America Merrill Lynch	20,150
588	Colfax Corp	Barclays Bank	(147)
14,194	Colfax Corp	Goldman Sachs	25,123
12,484	Colfax Corp	HSBC	26,965
24,075	Colfax Corp	Morgan Stanley	(6,019)
(2,938)	Colgate-Palmolive Co	Bank of America Merrill Lynch	3,122
(779)	Colgate-Palmolive Co	Barclays Bank	(203)
(299)	Colgate-Palmolive Co	Goldman Sachs	243
(11,523)	Colgate-Palmolive Co	HSBC	(34,799)
22,864	Colgate-Palmolive Co	HSBC	69,049
(14,569)	Colgate-Palmolive Co	Morgan Stanley	(3,788)
(612)	Collectors Universe Inc	Goldman Sachs	(5,129)
(1,563)	Collectors Universe Inc	HSBC	(17,005)
(13,483)	Collectors Universe Inc	Morgan Stanley	(43,550)
(18,465)	Collegium Pharmaceutical Inc	Goldman Sachs	(1,662)
(16,089)	Collegium Pharmaceutical Inc	HSBC	(8,407)
(8,022)	Collegium Pharmaceutical Inc	Morgan Stanley	(6,337)
4,354	Colony Bankcorp Inc	Bank of America Merrill Lynch	2,248
9,440	Colony Bankcorp Inc	Goldman Sachs	3,962
20,380	Colony Bankcorp Inc	HSBC	12,295
9,812	Colony Bankcorp Inc	Morgan Stanley	4,219
(11,950)	Colony Capital Inc (REIT)	Barclays Bank	(2,032)
(7,503)	Colony Capital Inc (REIT)	Goldman Sachs	(1,050)
(25,129)	Colony Capital Inc (REIT)	HSBC	(16,585)
87,655	Colony Capital Inc (REIT)	HSBC	14,901
(20,370)	Colony Capital Inc (REIT)	Morgan Stanley	(3,463)
115,097	Colony Capital Inc (REIT)	Morgan Stanley	19,566
(9,867)	Colony Credit Real Estate Inc (REIT)	Bank of America Merrill Lynch	(1,184)
(19,822)	Colony Credit Real Estate Inc (REIT)	Goldman Sachs	(2,379)
(21,535)	Colony Credit Real Estate Inc (REIT)	HSBC	(14,092)
(44,318)	Colony Credit Real Estate Inc (REIT)	Morgan Stanley	3,989
(13,356)	Columbia Banking System Inc	Bank of America Merrill Lynch	25,644
(5,817)	Columbia Banking System Inc	Goldman Sachs	11,169
(29,769)	Columbia Banking System Inc	HSBC	(3,870)
(39,788)	Columbia Banking System Inc	Morgan Stanley	(597)
(39,395)	Columbia Financial Inc	Bank of America Merrill Lynch	3,152
(57,549)	Columbia Financial Inc	Goldman Sachs	4,604
(112,803)	Columbia Financial Inc	HSBC	(70,758)
(76,433)	Columbia Financial Inc	Morgan Stanley	(9,936)
(41,928)	Columbia Property Trust Inc (REIT)	Bank of America Merrill Lynch	(35,639)
10,837	Columbia Property Trust Inc (REIT)	Bank of America Merrill Lynch	9,211

保有高	銘柄	取引相手	未実現評価益/ (損) (米ドル)
	米国(続き)		
(21,325)	Columbia Property Trust Inc (REIT)	Goldman Sachs	(18,126)
44,458	Columbia Property Trust Inc (REIT)	Goldman Sachs	37,789
(3,608)	Columbia Property Trust Inc (REIT)	HSBC	(6,567)
111,942	Columbia Property Trust Inc (REIT)	HSBC	92,487
(2,884)	Columbia Property Trust Inc (REIT)	Morgan Stanley	(692)
33,980	Columbia Property Trust Inc (REIT)	Morgan Stanley	8,155
(6,666)	Columbia Sportswear Co	Bank of America Merrill Lynch	(14,265)
1,417	Columbia Sportswear Co	Bank of America Merrill Lynch	(123)
(6,358)	Columbia Sportswear Co	Barclays Bank	16,722
1,554	Columbia Sportswear Co	Barclays Bank	(4,087)
(7,001)	Columbia Sportswear Co	Goldman Sachs	(14,982)
712	Columbia Sportswear Co	Goldman Sachs	1,524
1,356	Columbia Sportswear Co	HSBC	(483)
7,278	Columbia Sportswear Co	Morgan Stanley	(19,141)
12,904	Columbus McKinnon Corp	Bank of America Merrill Lynch	(14,711)
6,359	Columbus McKinnon Corp	Goldman Sachs	(7,249)
45,369	Columbus McKinnon Corp	HSBC	30,672
18,526	Columbus McKinnon Corp	Morgan Stanley	18,526
4,901	Comcast Corp 'A'	Barclays Bank	7,474
(16,298)	Comcast Corp 'A'	Barclays Bank	(24,854)
31,319	Comcast Corp 'A'	Goldman Sachs	56,218
(20,109)	Comcast Corp 'A'	Goldman Sachs	(36,096)
4,925	Comcast Corp 'A'	Morgan Stanley	7,511
7,539	Comerica Inc	Bank of America Merrill Lynch	(8,264)
8,876	Comerica Inc	Barclays Bank	(9,053)
11,962	Comerica Inc	Goldman Sachs	(14,738)
21,579	Comerica Inc	HSBC	(61,204)
31,768	Comerica Inc	Morgan Stanley	(32,403)
4,882	Comfort Systems USA Inc	HSBC	14,939
9,061	Comfort Systems USA Inc	Morgan Stanley	4,259
(3,901)	Commerce Bancshares Inc	Bank of America Merrill Lynch	11,820
(2,459)	Commerce Bancshares Inc	Barclays Bank	959
1,661	Commerce Bancshares Inc	Barclays Bank	(648)
(2,872)	Commerce Bancshares Inc	Goldman Sachs	8,702
(3,529)	Commerce Bancshares Inc	HSBC	(423)
5,675	Commerce Bancshares Inc	HSBC	681
(2,504)	Commerce Bancshares Inc	Morgan Stanley	977
6,581	Commerce Bancshares Inc	Morgan Stanley	(2,567)
(17,465)	Commercial Metals Co	Bank of America Merrill Lynch	22,181
10,132	Commercial Metals Co	Bank of America Merrill Lynch	(11,157)
16,108	Commercial Metals Co	Barclays Bank	(4,510)
22,794	Commercial Metals Co	Goldman Sachs	(28,948)
97,802	Commercial Metals Co	HSBC	(3,113)
46,018	Commercial Metals Co	Morgan Stanley	(12,885)
(56,358)	Commercial Vehicle Group Inc	HSBC	(13,526)

保有高	銘柄	取引相手	未実現評価益/ (損) (米ドル)
	米国(続き)		
16,876	CommScope Holding Co Inc	Barclays Bank	6,244
(2,215)	CommScope Holding Co Inc	Goldman Sachs	(2,281)
(2,288)	CommScope Holding Co Inc	HSBC	(4,462)
(22,715)	CommScope Holding Co Inc	Morgan Stanley	(8,405)
(1,082)	Community Bank System Inc	Bank of America Merrill Lynch	95
(15,768)	Community Bank System Inc	Goldman Sachs	26,058
(17,375)	Community Bank System Inc	HSBC	(2,131)
(31,561)	Community Bank System Inc	Morgan Stanley	(5,050)
36,667	Community Bankers Trust Corp	Bank of America Merrill Lynch	9,167
33,776	Community Bankers Trust Corp	Goldman Sachs	8,444
38,323	Community Bankers Trust Corp	HSBC	12,141
51,249	Community Bankers Trust Corp	Morgan Stanley	12,300
(881)	Community Financial Corp	Bank of America Merrill Lynch	75
(5,532)	Community Financial Corp	Goldman Sachs	470
(7,165)	Community Financial Corp	HSBC	(4,648)
(4,173)	Community Financial Corp	Morgan Stanley	188
(7,087)	Community Health Systems Inc	HSBC	9,000
(35,703)	Community Health Systems Inc	Morgan Stanley	13,924
(5,293)	Community Healthcare Trust Inc (REIT)	Bank of America Merrill Lynch	(1,836)
(5,933)	Community Healthcare Trust Inc (REIT)	Goldman Sachs	2,956
(13,812)	Community Healthcare Trust Inc (REIT)	HSBC	(7,112)
(12,049)	Community Healthcare Trust Inc (REIT)	Morgan Stanley	(11,326)
24,912	Community Trust Bancorp Inc	Bank of America Merrill Lynch	(20,179)
21,228	Community Trust Bancorp Inc	Goldman Sachs	(17,195)
46,705	Community Trust Bancorp Inc	HSBC	20,725
37,783	Community Trust Bancorp Inc	Morgan Stanley	9,824
11,196	CommVault Systems Inc	Bank of America Merrill Lynch	35,155
15,168	CommVault Systems Inc	Goldman Sachs	47,628
6,777	CommVault Systems Inc	HSBC	25,685
4,471	CommVault Systems Inc	Morgan Stanley	3,979
(2,305)	Compass Minerals International Inc	Bank of America Merrill Lynch	(1,498)
(2,994)	Compass Minerals International Inc	Goldman Sachs	(1,946)
(11,917)	Compass Minerals International Inc	HSBC	(26,441)
(9,524)	Compass Minerals International Inc	Morgan Stanley	(18,096)
(12,912)	Computer Programs and Systems Inc	Bank of America Merrill Lynch	10,846
(22,903)	Computer Programs and Systems Inc	Goldman Sachs	19,239
(11,896)	Computer Programs and Systems Inc	HSBC	(936)
(15,662)	Computer Programs and Systems Inc	Morgan Stanley	(940)
1,445	CompX International Inc	Goldman Sachs	(737)
2,848	CompX International Inc	HSBC	(1,652)
35	CompX International Inc	Morgan Stanley	(20)
19,066	comScore Inc	Goldman Sachs	8,961
119,142	comScore Inc	HSBC	50,343
18,540	Comstock Resources Inc	Bank of America Merrill Lynch	991
29,994	Comstock Resources Inc	Goldman Sachs	6,959

保有高	銘柄	取引相手	未実現評価益/ (損) (米ドル)
	米国(続き)		
29,504	Comstock Resources Inc	HSBC	15,087
17,226	Comtech Telecommunications Corp	Bank of America Merrill Lynch	41,515
8,468	Comtech Telecommunications Corp	Goldman Sachs	20,408
25,592	Comtech Telecommunications Corp	HSBC	62,210
13,316	Comtech Telecommunications Corp	Morgan Stanley	20,240
(10,595)	Conagra Brands Inc	Bank of America Merrill Lynch	3,538
(14,451)	Conagra Brands Inc	Barclays Bank	(2,557)
(16,677)	Conagra Brands Inc	Goldman Sachs	10,247
(9,834)	Conagra Brands Inc	HSBC	(14,653)
(22,414)	Conagra Brands Inc	Morgan Stanley	(3,811)
(8,765)	Concert Pharmaceuticals Inc	Goldman Sachs	(2,060)
(21,019)	Concert Pharmaceuticals Inc	HSBC	(14,246)
(15,111)	Concert Pharmaceuticals Inc	Morgan Stanley	(5,818)
(20,281)	Concrete Pumping Holdings Inc	Goldman Sachs	4,462
(39,282)	Concrete Pumping Holdings Inc	HSBC	(856)
(8,349)	Concrete Pumping Holdings Inc	Morgan Stanley	(250)
25,019	Conduent Inc	Bank of America Merrill Lynch	7,005
38,891	Conduent Inc	Goldman Sachs	10,889
24,916	Conduent Inc	HSBC	6,976
53,436	Conduent Inc	Morgan Stanley	(9,084)
(80,008)	Conformis Inc	Goldman Sachs	992
(148,490)	Conformis Inc	HSBC	122
(31,597)	Conformis Inc	Morgan Stanley	(916)
(339)	CONMED Corp	Goldman Sachs	(1,790)
(10,133)	CONMED Corp	HSBC	(107,916)
(3,854)	CONMED Corp	Morgan Stanley	(655)
(8,214)	ConnectOne Bancorp Inc	Bank of America Merrill Lynch	(3,861)
(11,889)	ConnectOne Bancorp Inc	Goldman Sachs	(5,588)
(36,983)	ConnectOne Bancorp Inc	HSBC	(25,496)
(7,859)	ConnectOne Bancorp Inc	Morgan Stanley	(3,379)
15,956	Conn ' s Inc	Goldman Sachs	13,563
20,532	Conn ' s Inc	HSBC	26,426
7,728	ConocoPhillips	Barclays Bank	(6,569)
19,561	ConocoPhillips	Goldman Sachs	73,941
4,353	ConocoPhillips	Morgan Stanley	(3,700)
4,283	Consolidated Communications Holdings Inc	Bank of America Merrill Lynch	1,328
26,567	Consolidated Communications Holdings Inc	HSBC	14,081
12,229	Consolidated Communications Holdings Inc	Morgan Stanley	1,834
22,843	Consolidated Edison Inc	Bank of America Merrill Lynch	(113,354)
20,652	Consolidated Edison Inc	Barclays Bank	(9,675)
533	Consolidated Edison Inc	Goldman Sachs	(148)
3,084	Consolidated Edison Inc	HSBC	(1,190)
50,543	Consolidated Edison Inc	Morgan Stanley	(19,207)
1,862	Constellation Brands Inc ' A '	Bank of America Merrill Lynch	(3,426)
(1,245)	Constellation Brands Inc ' A '	Goldman Sachs	2,291

保有高	銘柄	取引相手	未実現評価益/ (損) (米ドル)
	米国(続き)		
(176)	Constellation Brands Inc 'A'	HSBC	(618)
(3,784)	Constellation Brands Inc 'A'	Morgan Stanley	(10,141)
1,684	Constellation Brands Inc 'A'	Morgan Stanley	4,513
(1,346)	Constellation Pharmaceuticals Inc	Bank of America Merrill Lynch	(4,940)
(5,991)	Constellation Pharmaceuticals Inc	Goldman Sachs	(22,747)
(6,498)	Constellation Pharmaceuticals Inc	HSBC	(11,860)
(10,130)	Construction Partners Inc 'A'	Goldman Sachs	5,166
(14,039)	Construction Partners Inc 'A'	HSBC	(33,259)
(28,083)	Construction Partners Inc 'A'	Morgan Stanley	(9,548)
54,916	Consumer Portfolio Services Inc	Morgan Stanley	3,295
43,096	Container Store Group Inc	Morgan Stanley	862
(50,068)	Contango Oil & Gas Co	Goldman Sachs	(7,510)
(36,706)	Contango Oil & Gas Co	HSBC	(7,035)
(9,659)	Contango Oil & Gas Co	Morgan Stanley	(483)
6,658	Continental Resources Inc	Barclays Bank	(866)
29,548	Continental Resources Inc	HSBC	72,688
51,968	Continental Resources Inc	Morgan Stanley	(6,756)
2,984	Contra Aduro Biotech I*	Goldman Sachs	8,952
1,840	Contra Aduro Biotech I*	HSBC	5,520
4,665	Contra Aduro Biotech I*	Morgan Stanley	13,995
59,520	Contra Cogent Bioscienc	Bank of America Merrill Lynch	-
41,718	Contra Cogent Bioscienc	Goldman Sachs	-
7,474	Contra Cogent Bioscienc	HSBC	-
8,296	Contra Cogent Bioscienc	Morgan Stanley	-
(68,243)	ContraFect Corp	Goldman Sachs	(53,912)
(15,220)	Contura Energy Inc	Goldman Sachs	6,545
(26,906)	Contura Energy Inc	HSBC	4,305
(10,965)	Contura Energy Inc	Morgan Stanley	(7,456)
(4,427)	Cooper Cos Inc	HSBC	67,379
(4,935)	Cooper Cos Inc	Morgan Stanley	(32,719)
(31,434)	Cooper Tire & Rubber Co	HSBC	(16,974)
(46,519)	Cooper Tire & Rubber Co	Morgan Stanley	63,266
4,395	Cooper-Standard Holdings Inc	Bank of America Merrill Lynch	(791)
10,483	Cooper-Standard Holdings Inc	Morgan Stanley	3,984
1,202	Copart Inc	Bank of America Merrill Lynch	(1,346)
14,366	Copart Inc	Barclays Bank	25,073
8,455	Copart Inc	Goldman Sachs	(9,089)
2,326	Copart Inc	HSBC	(14,886)
12,009	Copart Inc	Morgan Stanley	20,157
(49,493)	Corbus Pharmaceuticals Holdings Inc	Goldman Sachs	(495)
(18,763)	Corcept Therapeutics Inc	Bank of America Merrill Lynch	(87,248)
(27,205)	Corcept Therapeutics Inc	Morgan Stanley	6,801
(29,717)	CoreCivic Inc (REIT)	Goldman Sachs	(28,231)
(41,058)	CoreCivic Inc (REIT)	HSBC	(59,534)
(94,129)	CoreCivic Inc (REIT)	Morgan Stanley	(54,595)

保有高	銘柄	取引相手	未実現評価益/ (損) (米ドル)
	米国(続き)		
(11,664)	CoreLogic Inc	Morgan Stanley	4,432
(23,176)	Core-Mark Holding Co Inc	Goldman Sachs	98,962
(17,403)	Core-Mark Holding Co Inc	HSBC	25,756
(15,220)	Core-Mark Holding Co Inc	Morgan Stanley	24,809
105,766	CorePoint Lodging Inc (REIT)	Goldman Sachs	54,998
95,013	CorePoint Lodging Inc (REIT)	Morgan Stanley	5,701
(1,219)	CoreSite Realty Corp (REIT)	Bank of America Merrill Lynch	3,060
(3,152)	CoreSite Realty Corp (REIT)	Barclays Bank	1,400
(3,277)	CoreSite Realty Corp (REIT)	Goldman Sachs	7,109
(7,825)	CoreSite Realty Corp (REIT)	HSBC	(36,151)
(5,787)	CoreSite Realty Corp (REIT)	Morgan Stanley	8,160
(2,917)	CorMedix Inc	Goldman Sachs	(758)
(26,483)	CorMedix Inc	HSBC	(46,610)
10,475	Cornerstone Building Brands Inc	Bank of America Merrill Lynch	3,771
21,012	Cornerstone Building Brands Inc	Goldman Sachs	7,564
25,525	Cornerstone Building Brands Inc	HSBC	(3,518)
14,574	Cornerstone Building Brands Inc	Morgan Stanley	(8,453)
(13,690)	Cornerstone OnDemand Inc	HSBC	(30,460)
(25,138)	Cornerstone OnDemand Inc	Morgan Stanley	(23,504)
(4,675)	Corning Inc	Bank of America Merrill Lynch	(94)
13,543	Corning Inc	Bank of America Merrill Lynch	271
(4,195)	Corning Inc	Barclays Bank	(1,552)
12,657	Corning Inc	Barclays Bank	4,683
(8,292)	Corning Inc	Goldman Sachs	(166)
3,229	Corning Inc	Goldman Sachs	1,375
(9,783)	Corning Inc	HSBC	(12,914)
7,725	Corning Inc	HSBC	10,197
(17,222)	Corporate Office Properties Trust (REIT)	Barclays Bank	3,444
(557)	Corporate Office Properties Trust (REIT)	Goldman Sachs	(451)
(13,791)	Corporate Office Properties Trust (REIT)	HSBC	(41,235)
(34,356)	Corporate Office Properties Trust (REIT)	Morgan Stanley	6,871
(4,307)	Corsair Gaming Inc	Barclays Bank	36,131
5,999	Corteva Inc	Bank of America Merrill Lynch	6,359
(1,034)	Corteva Inc	Bank of America Merrill Lynch	(1,096)
(4,008)	Corteva Inc	Barclays Bank	(1,136)
14,037	Corteva Inc	Goldman Sachs	14,879
(7,970)	Corteva Inc	Goldman Sachs	(8,448)
(17,893)	Corteva Inc	HSBC	(68,888)
5,870	Corteva Inc	Morgan Stanley	4,109
(1,707)	Cortexyme Inc	Bank of America Merrill Lynch	4,285
(5,430)	Cortexyme Inc	HSBC	18,876
(315)	CorVel Corp	Bank of America Merrill Lynch	214
(3,291)	CorVel Corp	Goldman Sachs	2,069
(1,021)	CorVel Corp	HSBC	(174)
(4,955)	CorVel Corp	Morgan Stanley	(842)

保有高	銘柄	取引相手	未実現評価益/ (損) (米ドル)
	米国(続き)		
42,706	Corvus Pharmaceuticals Inc	Goldman Sachs	(7,260)
748	CoStar Group Inc	Barclays Bank	3,927
173	CoStar Group Inc	Goldman Sachs	(3,896)
(679)	CoStar Group Inc	HSBC	12,820
279	CoStar Group Inc	HSBC	(5,268)
(1,818)	CoStar Group Inc	Morgan Stanley	(9,545)
153	CoStar Group Inc	Morgan Stanley	803
679	Costco Wholesale Corp	Bank of America Merrill Lynch	4,337
4,321	Costco Wholesale Corp	Barclays Bank	22,728
5,326	Costco Wholesale Corp	Goldman Sachs	38,240
894	Costco Wholesale Corp	HSBC	19,641
12,520	Costco Wholesale Corp	Morgan Stanley	65,855
(23,528)	Coty Inc 'A'	Goldman Sachs	(42,821)
56,306	Coty Inc 'A'	HSBC	151,463
15,140	Coty Inc 'A'	Morgan Stanley	4,239
(6,826)	County Bancorp Inc	HSBC	(7,236)
(854)	Coupa Software Inc	Barclays Bank	(16,183)
(1,501)	Coupa Software Inc	Goldman Sachs	(68,791)
362	Coupa Software Inc	Morgan Stanley	6,860
(14,332)	Cousins Properties Inc (REIT)	Bank of America Merrill Lynch	(19,348)
(22,810)	Cousins Properties Inc (REIT)	Barclays Bank	(3,650)
(13,652)	Cousins Properties Inc (REIT)	Goldman Sachs	(18,430)
(39,583)	Cousins Properties Inc (REIT)	HSBC	(165,852)
(25,342)	Cousins Properties Inc (REIT)	Morgan Stanley	(4,054)
(42,804)	Covanta Holding Corp	Bank of America Merrill Lynch	(33,815)
(53,336)	Covanta Holding Corp	HSBC	(83,738)
(154,146)	Covanta Holding Corp	Morgan Stanley	(63,200)
26,139	Covenant Transportation Group Inc 'A'	HSBC	34,503
19,098	Covenant Transportation Group Inc 'A'	Morgan Stanley	25,209
1,102	Covetrus Inc	Bank of America Merrill Lynch	1,917
1,938	Covetrus Inc	Barclays Bank	1,376
12,079	Covetrus Inc	Goldman Sachs	21,272
9,837	Covetrus Inc	HSBC	7,399
1,635	Covetrus Inc	Morgan Stanley	1,161
(7,891)	Cowen Inc 'A'	Bank of America Merrill Lynch	(1,739)
(17,145)	Cowen Inc 'A'	HSBC	(31,032)
(9,940)	Cowen Inc 'A'	Morgan Stanley	1,889
17,935	CRA International Inc	Bank of America Merrill Lynch	43,044
7,050	Cracker Barrel Old Country Store Inc	Bank of America Merrill Lynch	30,738
(927)	Cracker Barrel Old Country Store Inc	Barclays Bank	1,289
3,407	Cracker Barrel Old Country Store Inc	Barclays Bank	(4,736)
2,887	Cracker Barrel Old Country Store Inc	Goldman Sachs	12,587
(3,266)	Cracker Barrel Old Country Store Inc	HSBC	(9,831)
7,428	Cracker Barrel Old Country Store Inc	HSBC	26,665
5,359	Cracker Barrel Old Country Store Inc	Morgan Stanley	(7,449)

保有高	銘柄	取引相手	未実現評価益/ (損) (米ドル)
	米国(続き)		
11,534	Crane Co	Bank of America Merrill Lynch	53,056
11,171	Crane Co	Barclays Bank	16,979
8,881	Crane Co	Goldman Sachs	40,853
10,072	Crane Co	HSBC	98,504
22,114	Crane Co	Morgan Stanley	33,614
(3,835)	Crawford & Co 'A'	Bank of America Merrill Lynch	2,224
(2,400)	Crawford & Co 'A'	Goldman Sachs	1,392
(8,392)	Crawford & Co 'A'	HSBC	(461)
(3,304)	Crawford & Co 'B'	Bank of America Merrill Lynch	2,941
(10,912)	Crawford & Co 'B'	Goldman Sachs	9,712
(200)	Crawford & Co 'B'	Morgan Stanley	48
1,125	Credit Acceptance Corp	Bank of America Merrill Lynch	(19,429)
(2,506)	Credit Acceptance Corp	Barclays Bank	(25,561)
(171)	Credit Acceptance Corp	Goldman Sachs	1,710
452	Credit Acceptance Corp	Goldman Sachs	(7,806)
482	Credit Acceptance Corp	Morgan Stanley	4,916
1,017	Cree Inc	Goldman Sachs	21,418
(8,795)	Cree Inc	HSBC	(237,553)
(5,501)	Cree Inc	Morgan Stanley	(18,648)
9,267	Crinetics Pharmaceuticals Inc	Bank of America Merrill Lynch	371
4,731	Crinetics Pharmaceuticals Inc	Goldman Sachs	189
16,077	Crinetics Pharmaceuticals Inc	HSBC	19,453
19,016	Crinetics Pharmaceuticals Inc	Morgan Stanley	12,551
752	Crocs Inc	Bank of America Merrill Lynch	1,406
6,965	Crocs Inc	Goldman Sachs	9,381
(988)	Crocs Inc	Goldman Sachs	(1,848)
9,366	Crocs Inc	HSBC	38,026
(3,249)	Crocs Inc	HSBC	7,858
1,099	Crocs Inc	Morgan Stanley	(3,176)
(51,822)	Cross Country Healthcare Inc	Bank of America Merrill Lynch	(79,288)
(3,748)	Cross Country Healthcare Inc	Morgan Stanley	(3,823)
(81,707)	CrossFirst Bankshares Inc	Goldman Sachs	22,061
(22,291)	CrossFirst Bankshares Inc	HSBC	7,292
(33,476)	CrossFirst Bankshares Inc	Morgan Stanley	11,047
(938)	CrowdStrike Holdings Inc 'A'	Bank of America Merrill Lynch	(16,165)
(1,870)	CrowdStrike Holdings Inc 'A'	Barclays Bank	(10,771)
(876)	CrowdStrike Holdings Inc 'A'	Goldman Sachs	(16,673)
(2,039)	CrowdStrike Holdings Inc 'A'	HSBC	(54,543)
(2,396)	CrowdStrike Holdings Inc 'A'	Morgan Stanley	(13,801)
(7,119)	Crown Castle International Corp (REIT)	Bank of America Merrill Lynch	(2,421)
(2,751)	Crown Castle International Corp (REIT)	Barclays Bank	805
(2,577)	Crown Castle International Corp (REIT)	Goldman Sachs	(1,415)
(7,671)	Crown Castle International Corp (REIT)	HSBC	(30,531)
(5,889)	Crown Castle International Corp (REIT)	Morgan Stanley	3,533
(1,075)	Crown Holdings Inc	Bank of America Merrill Lynch	405

保有高	銘柄	取引相手	未実現評価益/ (損) (米ドル)
	米国(続き)		
(5,011)	Crown Holdings Inc	Goldman Sachs	50
(4,555)	Crown Holdings Inc	HSBC	(17,992)
(18,231)	Crown Holdings Inc	Morgan Stanley	8,568
(11,509)	CryoLife Inc	Bank of America Merrill Lynch	(9,260)
(13,363)	CryoLife Inc	Goldman Sachs	(10,022)
(7,362)	CryoLife Inc	HSBC	(1,325)
(4,528)	CryoLife Inc	Morgan Stanley	(815)
3,181	CryoPort Inc	Bank of America Merrill Lynch	(3,181)
15,289	CSG Systems International Inc	Bank of America Merrill Lynch	(6,880)
2,117	CSG Systems International Inc	Goldman Sachs	127
6,049	CSG Systems International Inc	HSBC	3,508
36,240	CSG Systems International Inc	Morgan Stanley	17,393
(6,841)	CSW Industrials Inc	HSBC	(20,728)
(14,904)	CSW Industrials Inc	Morgan Stanley	49,034
(14,854)	CSX Corp	Bank of America Merrill Lynch	19,607
(12,556)	CSX Corp	Barclays Bank	4,772
(14,246)	CSX Corp	Goldman Sachs	18,805
(10,773)	CSX Corp	HSBC	(37,490)
(6,033)	CSX Corp	Morgan Stanley	2,293
5,275	CTO Realty Growth Inc	Bank of America Merrill Lynch	(59,607)
8,578	CTO Realty Growth Inc	Goldman Sachs	(96,931)
8,127	CTO Realty Growth Inc	HSBC	(46,019)
7,616	CTO Realty Growth Inc	Morgan Stanley	1,219
(46,831)	CTS Corp	Bank of America Merrill Lynch	31,845
(18,404)	CTS Corp	Goldman Sachs	12,515
(1,230)	CTS Corp	HSBC	(1,870)
(15,292)	CTS Corp	Morgan Stanley	1,682
6,557	CubeSmart (REIT)	Bank of America Merrill Lynch	(13,901)
8,884	CubeSmart (REIT)	Barclays Bank	(3,998)
7,461	CubeSmart (REIT)	Goldman Sachs	(15,817)
3,936	CubeSmart (REIT)	HSBC	(2,900)
43,658	CubeSmart (REIT)	Morgan Stanley	(19,646)
638	Cubic Corp	Goldman Sachs	(535)
9,643	Cubic Corp	HSBC	6,268
13,503	Cubic Corp	Morgan Stanley	(5,401)
4,874	Cue Biopharma Inc	Bank of America Merrill Lynch	9,845
14,723	Cue Biopharma Inc	Goldman Sachs	29,740
18,821	Cue Biopharma Inc	HSBC	37,951
14,091	Cue Biopharma Inc	Morgan Stanley	24,237
5,717	Cullen/Frost Bankers Inc	Bank of America Merrill Lynch	10,462
1,909	Cullen/Frost Bankers Inc	Barclays Bank	2,482
4,002	Cullen/Frost Bankers Inc	Goldman Sachs	7,324
13,562	Cullen/Frost Bankers Inc	HSBC	64,826
3,725	Cullen/Frost Bankers Inc	Morgan Stanley	4,843
15,320	Culp Inc	Goldman Sachs	12,256

保有高	銘柄	取引相手	未実現評価益/ (損) (米ドル)
	米国(続き)		
32,010	Culp Inc	HSBC	25,760
11,269	Culp Inc	Morgan Stanley	5,184
1,825	Cumberland Pharmaceuticals Inc	Morgan Stanley	73
471	Cummins Inc	Bank of America Merrill Lynch	(3,222)
(416)	Cummins Inc	Barclays Bank	3,004
1,843	Cummins Inc	Barclays Bank	(13,306)
(4,254)	Cummins Inc	HSBC	4,126
(7,205)	Cummins Inc	Morgan Stanley	52,020
4,502	Cummins Inc	Morgan Stanley	(32,504)
(14,179)	Cumulus Media Inc 'A'	Bank of America Merrill Lynch	(26,940)
(8,657)	Cumulus Media Inc 'A'	Goldman Sachs	(16,448)
(12,867)	Cumulus Media Inc 'A'	HSBC	(10,447)
10,636	CuriosityStream Inc	Goldman Sachs	(3,101)
6,617	CuriosityStream Inc	HSBC	(710)
13,071	CuriosityStream Inc	Morgan Stanley	(1,176)
15,930	Curis Inc	Bank of America Merrill Lynch	3,027
14,576	Curis Inc	Goldman Sachs	2,769
19,593	Curis Inc	Morgan Stanley	1,567
2,712	Curo Group Holdings Corp	Bank of America Merrill Lynch	(190)
8,128	Curo Group Holdings Corp	HSBC	1,037
3,670	Curo Group Holdings Corp	Morgan Stanley	(918)
767	Curtiss-Wright Corp	Barclays Bank	2,523
15,576	Curtiss-Wright Corp	Goldman Sachs	95,948
5,584	Curtiss-Wright Corp	HSBC	81,303
5,974	Curtiss-Wright Corp	Morgan Stanley	19,655
3,611	Customers Bancorp Inc	HSBC	1,517
(6,893)	Cutera Inc	Bank of America Merrill Lynch	(25,159)
(3,535)	Cutera Inc	HSBC	(13,180)
(10,593)	Cutera Inc	Morgan Stanley	(30,720)
(31,948)	CVB Financial Corp	Goldman Sachs	42,491
(76,240)	CVB Financial Corp	HSBC	52,205
(18,600)	CVB Financial Corp	Morgan Stanley	7,812
(769)	CVR Energy Inc	Bank of America Merrill Lynch	(62)
(5,259)	CVR Energy Inc	Barclays Bank	2,314
(1,722)	CVR Energy Inc	Goldman Sachs	(138)
19,504	CVR Energy Inc	Goldman Sachs	1,560
(2,413)	CVR Energy Inc	HSBC	(3,089)
40,072	CVR Energy Inc	HSBC	10,244
36,641	CVR Energy Inc	Morgan Stanley	(16,122)
21,820	CVS Health Corp	Morgan Stanley	27,057
(7,616)	CyberOptics Corp	Goldman Sachs	(3,199)
(816)	CyberOptics Corp	HSBC	(1,746)
(7,687)	CyberOptics Corp	Morgan Stanley	(1,384)
(14,244)	Cyclerion Therapeutics Inc	Bank of America Merrill Lynch	(6,837)
(24,061)	Cyclerion Therapeutics Inc	Goldman Sachs	(11,549)

保有高	銘柄	取引相手	未実現評価益/ (損) (米ドル)
	米国(続き)		
(30,234)	Cyclerion Therapeutics Inc	HSBC	(12,372)
(54,123)	Cyclerion Therapeutics Inc	Morgan Stanley	(5,683)
(9,989)	Cymbay Therapeutics Inc	Bank of America Merrill Lynch	4,295
(43,432)	Cymbay Therapeutics Inc	Goldman Sachs	18,676
(26,848)	Cymbay Therapeutics Inc	HSBC	779
(4,751)	CyrusOne Inc (REIT)	Bank of America Merrill Lynch	12,468
(15,790)	CyrusOne Inc (REIT)	Barclays Bank	9,879
(1,356)	CyrusOne Inc (REIT)	Goldman Sachs	3,571
(10,272)	Cytokinetics Inc	Bank of America Merrill Lynch	(9,806)
(11,371)	Cytokinetics Inc	Goldman Sachs	(14,214)
(9,284)	Cytokinetics Inc	HSBC	(7,149)
(13,919)	Cytokinetics Inc	Morgan Stanley	(10,718)
20,772	CytomX Therapeutics Inc	HSBC	8,014
16,668	CytomX Therapeutics Inc	Morgan Stanley	1,833
(2,692)	CytoSorbents Corp	Bank of America Merrill Lynch	727
(11,440)	CytoSorbents Corp	Goldman Sachs	3,344
(43,877)	CytoSorbents Corp	HSBC	17,990
(3,901)	CytoSorbents Corp	Morgan Stanley	1,599
185	Daily Journal Corp	Bank of America Merrill Lynch	762
297	Daily Journal Corp	Goldman Sachs	1,010
3,351	Daily Journal Corp	HSBC	(279)
1,096	Daily Journal Corp	Morgan Stanley	9,044
15,876	Daktronics Inc	Bank of America Merrill Lynch	3,493
44,140	Daktronics Inc	Goldman Sachs	9,711
144,147	Daktronics Inc	HSBC	25,140
55,929	Daktronics Inc	Morgan Stanley	3,356
12,244	Dana Inc	Barclays Bank	(1,224)
(21,444)	Dana Inc	Goldman Sachs	3,002
12,019	Dana Inc	Goldman Sachs	(1,683)
(26,854)	Dana Inc	HSBC	(28,585)
28,231	Dana Inc	Morgan Stanley	(2,823)
(17,250)	Dana Inc	Morgan Stanley	1,725
(677)	Danaher Corp	Bank of America Merrill Lynch	3,593
5,037	Danaher Corp	Bank of America Merrill Lynch	(41,052)
(747)	Danaher Corp	Barclays Bank	(314)
5,109	Danaher Corp	Barclays Bank	2,146
(933)	Danaher Corp	Goldman Sachs	1,641
3,415	Danaher Corp	Goldman Sachs	(25,791)
(6,141)	Danaher Corp	HSBC	75,411
1,043	Danaher Corp	HSBC	(7,632)
8,495	Darden Restaurants Inc	Bank of America Merrill Lynch	(20,920)
277	Darden Restaurants Inc	Barclays Bank	(536)
2,171	Darden Restaurants Inc	Goldman Sachs	(5,017)
821	Darden Restaurants Inc	HSBC	275
941	Darden Restaurants Inc	Morgan Stanley	(1,821)

保有高	銘柄	取引相手	未実現評価益/ (損) (米ドル)
	米国(続き)		
(2,283)	Darling Ingredients Inc	Bank of America Merrill Lynch	(46)
2,115	Darling Ingredients Inc	Barclays Bank	3,870
(806)	Darling Ingredients Inc	Goldman Sachs	(1,221)
880	Darling Ingredients Inc	Goldman Sachs	934
1,165	Darling Ingredients Inc	HSBC	2,053
(38,275)	Darling Ingredients Inc	HSBC	(94,366)
(21,584)	Darling Ingredients Inc	Morgan Stanley	(39,498)
4,473	Daseke Inc	Goldman Sachs	45
22,561	Daseke Inc	Morgan Stanley	1,805
(1,014)	Datadog Inc 'A'	Bank of America Merrill Lynch	(9,946)
(2,307)	Datadog Inc 'A'	Goldman Sachs	(27,499)
1,319	Datadog Inc 'A'	Goldman Sachs	15,722
(2,819)	Datadog Inc 'A'	Morgan Stanley	(20,410)
335	Datadog Inc 'A'	Morgan Stanley	2,425
(24,570)	Dave & Buster's Entertainment Inc	HSBC	(20,885)
(71)	DaVita Inc	Bank of America Merrill Lynch	216
(1,232)	DaVita Inc	Goldman Sachs	3,745
(9,311)	DaVita Inc	HSBC	(72,347)
(16,114)	DaVita Inc	Morgan Stanley	(1,289)
110,889	Dawson Geophysical Co	Morgan Stanley	33,267
4,679	Deciphera Pharmaceuticals Inc		-
1,692	Deciphera Pharmaceuticals Inc	Goldman Sachs	(7,834)
3,597	Deciphera Pharmaceuticals Inc	HSBC	(9,280)
5,713	Deciphera Pharmaceuticals Inc	Morgan Stanley	(686)
(1,381)	Deckers Outdoor Corp	Bank of America Merrill Lynch	(11,656)
711	Deckers Outdoor Corp	Bank of America Merrill Lynch	3,332
(144)	Deckers Outdoor Corp	Barclays Bank	893
4,893	Deckers Outdoor Corp	Goldman Sachs	37,538
(1,509)	Deckers Outdoor Corp	Goldman Sachs	(12,736)
7,833	Deckers Outdoor Corp	HSBC	5,925
2,807	Deckers Outdoor Corp	Morgan Stanley	828
(1,557)	Deere & Co	Bank of America Merrill Lynch	(6,477)
97	Deere & Co	Barclays Bank	209
572	Deere & Co	Goldman Sachs	743
11,639	Deere & Co	HSBC	154,963
3,457	Deere & Co	Morgan Stanley	7,433
45,800	Del Taco Restaurants Inc	Bank of America Merrill Lynch	23,816
12,763	Del Taco Restaurants Inc	Morgan Stanley	2,425
54,409	Delek US Energy Inc	Morgan Stanley	(9,794)
240	Delek US Holdings Inc	Goldman Sachs	(137)
6,935	Delek US Holdings Inc	Morgan Stanley	(1,248)
2,342	Dell Technologies Inc 'C'	Bank of America Merrill Lynch	2,412
(1,408)	Dell Technologies Inc 'C'	Bank of America Merrill Lynch	(378)
4,633	Dell Technologies Inc 'C'	Barclays Bank	(4,633)
3,822	Dell Technologies Inc 'C'	Goldman Sachs	3,937

保有高	銘柄	取引相手	未実現評価益/ (損) (米ドル)
	米国(続き)		
(1,433)	Dell Technologies Inc 'C'	Goldman Sachs	544
4,212	Dell Technologies Inc 'C'	Morgan Stanley	(4,212)
(819)	Dell Technologies Inc 'C'	Morgan Stanley	819
(4,604)	Delta Air Lines Inc	Barclays Bank	(6,538)
(65,798)	Delta Air Lines Inc	Morgan Stanley	(93,433)
(3,936)	Delta Apparel Inc	Bank of America Merrill Lynch	(14,917)
(1,823)	Delta Apparel Inc	Goldman Sachs	(6,909)
(13,811)	Delta Apparel Inc	HSBC	(34,505)
(8,580)	Delta Apparel Inc	Morgan Stanley	(4,547)
6,185	Deluxe Corp	Bank of America Merrill Lynch	804
(1,143)	Deluxe Corp	Bank of America Merrill Lynch	1,568
(6,980)	Deluxe Corp	Goldman Sachs	(1,541)
(21,031)	Deluxe Corp	HSBC	(38,352)
(10,873)	Deluxe Corp	Morgan Stanley	(1,196)
(7,438)	Denali Therapeutics Inc	Bank of America Merrill Lynch	15,688
(3,003)	Denali Therapeutics Inc	Barclays Bank	3,063
(3,220)	Denali Therapeutics Inc	HSBC	(17,388)
(8,077)	Denali Therapeutics Inc	Morgan Stanley	8,239
31	Denbury Inc	Bank of America Merrill Lynch	123
10,994	Denbury Inc	Goldman Sachs	43,646
13,971	Denbury Inc	HSBC	37,654
3,656	Denbury Inc	Morgan Stanley	9,798
66,372	Denny's Corp	Morgan Stanley	(10,620)
(4,830)	DENTSPLY SIRONA Inc	Bank of America Merrill Lynch	(12,147)
(6,976)	DENTSPLY SIRONA Inc	Barclays Bank	(9,348)
(4,699)	DENTSPLY SIRONA Inc	Goldman Sachs	(9,962)
(11,961)	DENTSPLY SIRONA Inc	HSBC	(4,784)
(6,202)	DENTSPLY SIRONA Inc	Morgan Stanley	(8,311)
(13,642)	DermTech Inc	Bank of America Merrill Lynch	8,867
(11,825)	DermTech Inc	HSBC	(5,676)
77,391	Designer Brands Inc 'A'	Morgan Stanley	(19,348)
(11,422)	Devon Energy Corp	Bank of America Merrill Lynch	(20,493)
31,745	Devon Energy Corp	Barclays Bank	1,270
14,274	Devon Energy Corp	Goldman Sachs	28,405
(12,378)	Devon Energy Corp	Goldman Sachs	(24,632)
26,274	Devon Energy Corp	HSBC	83,814
(3,847)	Devon Energy Corp	HSBC	(12,272)
20,278	Devon Energy Corp	Morgan Stanley	811
(13,606)	Devon Energy Corp	Morgan Stanley	(544)
583	DexCom Inc	Bank of America Merrill Lynch	(11,112)
2,304	DexCom Inc	Barclays Bank	842
324	DexCom Inc	Goldman Sachs	(6,175)
245	DexCom Inc	HSBC	(5,603)
1,875	DexCom Inc	Morgan Stanley	(225)
(22,836)	DHI Group Inc	Goldman Sachs	(913)

保有高	銘柄	取引相手	未実現評価益/ (損) (米ドル)
	米国(続き)		
(38,119)	DHI Group Inc	HSBC	(1,512)
(21,654)	DHI Group Inc	Morgan Stanley	(217)
3,180	Diamond Hill Investment Group Inc	Bank of America Merrill Lynch	(51,739)
988	Diamond Hill Investment Group Inc	Goldman Sachs	(16,075)
7,998	Diamond Hill Investment Group Inc	HSBC	(90,544)
2,909	Diamond Hill Investment Group Inc	Morgan Stanley	(48,871)
(13,359)	Diamondback Energy Inc	Goldman Sachs	(87,635)
(7,800)	Diamondback Energy Inc	Morgan Stanley	15,600
5,830	Diamondback Energy Inc	Morgan Stanley	(11,660)
5,203	DiamondRock Hospitality Co (REIT)	Bank of America Merrill Lynch	5,203
11,836	DiamondRock Hospitality Co (REIT)	Goldman Sachs	11,836
153,393	DiamondRock Hospitality Co (REIT)	HSBC	148,661
30,109	DiamondRock Hospitality Co (REIT)	Morgan Stanley	11,441
(16,372)	Dicerna Pharmaceuticals Inc	Goldman Sachs	(33,987)
(22,208)	Dicerna Pharmaceuticals Inc	HSBC	(56,904)
(37,555)	Dicerna Pharmaceuticals Inc	Morgan Stanley	(74,359)
(17,906)	Dick's Sporting Goods Inc	Bank of America Merrill Lynch	(84,255)
(961)	Dick's Sporting Goods Inc	Goldman Sachs	(348)
(1,183)	Dick's Sporting Goods Inc	Morgan Stanley	379
(5,443)	Diebold Nixdorf Inc	Bank of America Merrill Lynch	(6,259)
(13,913)	Diebold Nixdorf Inc	HSBC	(29,078)
(45,054)	Diebold Nixdorf Inc	Morgan Stanley	(19,824)
(5,481)	Digi International Inc	Bank of America Merrill Lynch	1,918
(38,822)	Digi International Inc	Goldman Sachs	13,588
(23,124)	Digi International Inc	HSBC	(21,109)
(11,692)	Digi International Inc	Morgan Stanley	(10,757)
(13,039)	Digimarc Corp	Goldman Sachs	(85,536)
8,062	Digital Media Solutions Inc 'A'	Bank of America Merrill Lynch	(4,273)
16,047	Digital Media Solutions Inc 'A'	Goldman Sachs	(8,401)
30,895	Digital Media Solutions Inc 'A'	HSBC	762
9,926	Digital Media Solutions Inc 'A'	Morgan Stanley	2,879
112	Digital Realty Trust Inc (REIT)	Bank of America Merrill Lynch	(729)
833	Digital Realty Trust Inc (REIT)	Goldman Sachs	(5,423)
(1,767)	Digital Turbine Inc	Goldman Sachs	(13,571)
(11,905)	Digital Turbine Inc	HSBC	(89,670)
3,605	Dillard's Inc 'A'	Bank of America Merrill Lynch	(7,390)
9,984	Dillard's Inc 'A'	Morgan Stanley	1,597
(24,357)	Dime Community Bancshares Inc	Goldman Sachs	(35,318)
(73,558)	Dime Community Bancshares Inc	HSBC	(80,150)
(27,138)	Dime Community Bancshares Inc	Morgan Stanley	(23,610)
13,378	Dine Brands Global Inc	Goldman Sachs	(22,743)
(27,517)	Diodes Inc	Goldman Sachs	(44,027)
(25,923)	Diodes Inc	HSBC	(84,772)
(21,403)	Diodes Inc	Morgan Stanley	(71,486)
(248)	Discover Financial Services	Bank of America Merrill Lynch	(131)

保有高	銘柄	取引相手	未実現評価益/ (損) (米ドル)
	米国(続き)		
(5,909)	Discover Financial Services	Barclays Bank	5,121
(1,712)	Discover Financial Services	Goldman Sachs	(1,956)
(975)	Discover Financial Services	HSBC	(2,057)
(14,652)	Discover Financial Services	Morgan Stanley	(2,637)
67,764	Discovery Inc 'A'	Barclays Bank	41,336
51,112	Discovery Inc 'A'	Morgan Stanley	31,178
(25,615)	DISH Network Corp 'A'	Bank of America Merrill Lynch	(69,672)
(26,687)	DISH Network Corp 'A'	Barclays Bank	(14,144)
(5,212)	DISH Network Corp 'A'	HSBC	(39,689)
(15,537)	DISH Network Corp 'A'	Morgan Stanley	(8,234)
(9,073)	Diversified Healthcare Trust (REIT)	Bank of America Merrill Lynch	(6,215)
(14,077)	Diversified Healthcare Trust (REIT)	Goldman Sachs	(3,659)
(50,339)	Diversified Healthcare Trust (REIT)	HSBC	(27,408)
(93,283)	Diversified Healthcare Trust (REIT)	Morgan Stanley	(18,190)
(10,290)	DMC Global Inc	Goldman Sachs	(3,602)
(4,624)	DMC Global Inc	HSBC	(15,259)
(4,109)	DMC Global Inc	Morgan Stanley	7,396
1,711	DocuSign Inc	Bank of America Merrill Lynch	34,441
1,678	DocuSign Inc	Barclays Bank	19,951
919	DocuSign Inc	HSBC	20,214
1,124	DocuSign Inc	Morgan Stanley	13,364
(4,035)	Dolby Laboratories Inc 'A'	HSBC	(16,382)
631	Dolby Laboratories Inc 'A'	HSBC	2,562
(10,071)	Dolby Laboratories Inc 'A'	Morgan Stanley	(25,379)
9,177	Dolby Laboratories Inc 'A'	Morgan Stanley	23,126
(3,288)	Dollar General Corp	Goldman Sachs	(12,396)
9,579	Dollar General Corp	Goldman Sachs	4,263
(18,666)	Dollar General Corp	Morgan Stanley	(108,636)
11,423	Dollar Tree Inc	Barclays Bank	127,481
105	Dollar Tree Inc	Morgan Stanley	1,172
(5,759)	Dominion Energy Inc	Bank of America Merrill Lynch	38,182
(1,984)	Dominion Energy Inc	Goldman Sachs	6,246
(54,522)	Dominion Energy Inc	Morgan Stanley	(21,264)
(1,370)	Domino's Pizza Inc	Bank of America Merrill Lynch	(3,504)
(1,477)	Domino's Pizza Inc	Barclays Bank	(1,807)
(1,242)	Domo Inc 'B'	Bank of America Merrill Lynch	(5,167)
(2,939)	Domo Inc 'B'	Goldman Sachs	(12,226)
(5,744)	Domo Inc 'B'	HSBC	(9,650)
(2,790)	Domo Inc 'B'	Morgan Stanley	(4,687)
(26,705)	Domtar Corp	HSBC	(7,744)
23,832	Domtar Corp	Morgan Stanley	6,911
9,589	Donaldson Co Inc	Bank of America Merrill Lynch	(4,219)
14,241	Donaldson Co Inc	Barclays Bank	(3,560)
21,357	Donaldson Co Inc	Goldman Sachs	(9,397)
14,561	Donaldson Co Inc	HSBC	29,705

保有高	銘柄	取引相手	未実現評価益/ (損) (米ドル)
	米国(続き)		
23,873	Donaldson Co Inc	Morgan Stanley	(5,968)
(15,318)	Donegal Group Inc 'A'	Bank of America Merrill Lynch	4,754
(24,574)	Donegal Group Inc 'A'	Goldman Sachs	8,128
(53,073)	Donegal Group Inc 'A'	HSBC	(2,899)
(6,775)	Donegal Group Inc 'A'	Morgan Stanley	(339)
2,631	Donnelley Financial Solutions Inc	Bank of America Merrill Lynch	2,631
12,821	Donnelley Financial Solutions Inc	Goldman Sachs	12,821
25,976	Donnelley Financial Solutions Inc	HSBC	15,586
41,993	Donnelley Financial Solutions Inc	Morgan Stanley	25,196
1,417	Dorman Products Inc	Bank of America Merrill Lynch	(5,441)
3,438	Dorman Products Inc	Goldman Sachs	(13,202)
6,837	Dorman Products Inc	HSBC	(12,046)
5,086	Douglas Dynamics Inc	Bank of America Merrill Lynch	1,475
3,957	Douglas Dynamics Inc	Goldman Sachs	1,148
32,015	Douglas Dynamics Inc	HSBC	17,703
17,170	Douglas Dynamics Inc	Morgan Stanley	(5,096)
48,769	Douglas Emmett Inc (REIT)	Bank of America Merrill Lynch	(19,995)
12,391	Douglas Emmett Inc (REIT)	Barclays Bank	(13,506)
11,761	Douglas Emmett Inc (REIT)	Goldman Sachs	(4,822)
(7,142)	Douglas Emmett Inc (REIT)	Goldman Sachs	2,928
37,661	Douglas Emmett Inc (REIT)	HSBC	127,294
32,191	Douglas Emmett Inc (REIT)	Morgan Stanley	(35,088)
(4,689)	Dova Pharmaceuticals Inc*	HSBC	(2,532)
(9,968)	Dover Corp	Goldman Sachs	33,293
(19,775)	Dover Corp	HSBC	(54,183)
(13,788)	Dover Corp	Morgan Stanley	13,375
(7,406)	Dow Inc	Bank of America Merrill Lynch	2,514
(8,279)	Dow Inc	Barclays Bank	11,591
(11,805)	Dow Inc	Goldman Sachs	(7,201)
(2,473)	Dow Inc	HSBC	(5,985)
(50,970)	Dow Inc	Morgan Stanley	71,358
14,540	DR Horton Inc	Barclays Bank	(34,169)
32,857	DR Horton Inc	Goldman Sachs	26,285
13,769	DR Horton Inc	HSBC	137,415
27,225	DR Horton Inc	Morgan Stanley	(63,979)
(2,509)	DraftKings Inc 'A'	Barclays Bank	(12,219)
5,173	DraftKings Inc 'A'	Morgan Stanley	25,193
1,400	Dril-Quip Inc	Bank of America Merrill Lynch	(1,344)
4,694	Dril-Quip Inc	HSBC	(2,769)
(55,186)	Drive Shack Inc	Bank of America Merrill Lynch	(13,797)
(90,193)	Drive Shack Inc	Goldman Sachs	(22,548)
(12,083)	Drive Shack Inc	HSBC	(2,779)
(61,008)	Drive Shack Inc	Morgan Stanley	(9,761)
3,529	Dropbox Inc 'A'	Bank of America Merrill Lynch	4,288
3,979	Dropbox Inc 'A'	Barclays Bank	3,124

保有高	銘柄	取引相手	未実現評価益/ (損) (米ドル)
	米国(続き)		
38,999	Dropbox Inc 'A'	Goldman Sachs	47,384
7,385	Dropbox Inc 'A'	HSBC	8,530
30,664	Dropbox Inc 'A'	Morgan Stanley	24,071
19,763	DSP Group Inc	Bank of America Merrill Lynch	9,922
30,510	DSP Group Inc	Goldman Sachs	16,475
69,190	DSP Group Inc	HSBC	78,979
39,614	DSP Group Inc	Morgan Stanley	20,718
4,793	DTE Energy Co	Bank of America Merrill Lynch	(31,653)
(3,310)	DTE Energy Co	Bank of America Merrill Lynch	18,879
1,181	DTE Energy Co	Barclays Bank	(2,539)
(7,082)	DTE Energy Co	Barclays Bank	15,226
716	DTE Energy Co	Goldman Sachs	(2,496)
(6,041)	DTE Energy Co	Goldman Sachs	39,244
2,583	DTE Energy Co	HSBC	(6,364)
(2,040)	DTE Energy Co	HSBC	1,122
11,780	DTE Energy Co	Morgan Stanley	(25,327)
11,154	Duck Creek Technologies Inc	Bank of America Merrill Lynch	(11,601)
1,899	Duck Creek Technologies Inc	Barclays Bank	(5,203)
9,928	Duck Creek Technologies Inc	Goldman Sachs	(8,206)
4,934	Duck Creek Technologies Inc	HSBC	(11,679)
17,431	Duck Creek Technologies Inc	Morgan Stanley	(47,761)
(7,477)	Ducommun Inc	Bank of America Merrill Lynch	(52,563)
(2,049)	Ducommun Inc	Goldman Sachs	(14,404)
(7,218)	Ducommun Inc	HSBC	(18,117)
(1,993)	Ducommun Inc	Morgan Stanley	(5,002)
(10,471)	Duke Energy Corp	Bank of America Merrill Lynch	12,235
(24,177)	Duke Energy Corp	Barclays Bank	(9,143)
(37,095)	Duke Energy Corp	HSBC	61,577
(34,204)	Duke Energy Corp	Morgan Stanley	(14,024)
(1,504)	Duke Realty Corp (REIT)	Bank of America Merrill Lynch	2,196
10,650	Duke Realty Corp (REIT)	Bank of America Merrill Lynch	(15,549)
(19,419)	Duke Realty Corp (REIT)	Barclays Bank	194
(20,884)	Duke Realty Corp (REIT)	Goldman Sachs	30,491
(6,085)	Duke Realty Corp (REIT)	HSBC	1,400
992	Duke Realty Corp (REIT)	HSBC	(228)
(35,175)	Duke Realty Corp (REIT)	Morgan Stanley	352
2,308	Duluth Holdings Inc 'B'	Bank of America Merrill Lynch	1,823
12,475	Duluth Holdings Inc 'B'	HSBC	7,159
14,540	Duluth Holdings Inc 'B'	Morgan Stanley	11,196
(14,487)	Dun & Bradstreet Holdings Inc	Bank of America Merrill Lynch	21,875
2,597	Dun & Bradstreet Holdings Inc	Bank of America Merrill Lynch	(3,921)
(7,642)	Dun & Bradstreet Holdings Inc	Barclays Bank	4,509
22,628	Dun & Bradstreet Holdings Inc	Barclays Bank	(13,351)
(5,936)	Dun & Bradstreet Holdings Inc	Goldman Sachs	9,054
11,199	Dun & Bradstreet Holdings Inc	Goldman Sachs	(16,910)

保有高	銘柄	取引相手	未実現評価益/ (損) (米ドル)
	米国(続き)		
7,689	Dun & Bradstreet Holdings Inc	HSBC	5,075
(6,500)	Dun & Bradstreet Holdings Inc	Morgan Stanley	3,835
14,124	Dun & Bradstreet Holdings Inc	Morgan Stanley	(8,333)
(1,290)	DuPont de Nemours Inc	Bank of America Merrill Lynch	(619)
(3,544)	DuPont de Nemours Inc	Barclays Bank	(1,099)
(22,352)	DuPont de Nemours Inc	Goldman Sachs	(14,121)
(496)	DuPont de Nemours Inc	HSBC	(1,111)
(33,026)	DuPont de Nemours Inc	Morgan Stanley	(10,238)
(65,986)	Direct Corp	Bank of America Merrill Lynch	(2,639)
(94,579)	Direct Corp	Goldman Sachs	(3,783)
(33,312)	Direct Corp	HSBC	(4,664)
10,556	DXC Technology Co	Bank of America Merrill Lynch	9,194
14,559	DXC Technology Co	Goldman Sachs	14,996
7,980	DXC Technology Co	HSBC	23,860
20,021	DXC Technology Co	Morgan Stanley	2,210
2,067	DXP Enterprises Inc	Bank of America Merrill Lynch	(1,964)
14,615	DXP Enterprises Inc	Goldman Sachs	(13,884)
11,762	DXP Enterprises Inc	HSBC	5,526
29,533	DXP Enterprises Inc	Morgan Stanley	20,673
14,589	Dyadic International Inc	Bank of America Merrill Lynch	(12,692)
2,937	Dyadic International Inc	Goldman Sachs	(2,555)
7,549	Dyadic International Inc	HSBC	(755)
7,962	Dyadic International Inc	Morgan Stanley	(796)
1,054	Dycom Industries Inc	Bank of America Merrill Lynch	(11,373)
2,533	Dycom Industries Inc	Goldman Sachs	(27,027)
1,475	Dycom Industries Inc	HSBC	(22,361)
4,737	Dynatrace Inc	Barclays Bank	12,174
(1,164)	Dynatrace Inc	Goldman Sachs	(3,236)
(8,464)	Dynatrace Inc	HSBC	(27,593)
3,892	Dynatrace Inc	HSBC	12,688
(9,674)	Dynatrace Inc	Morgan Stanley	(24,862)
7,710	Dynavax Technologies Corp	Goldman Sachs	4,819
5,756	Dynavax Technologies Corp	HSBC	4,192
9,703	Dynavax Technologies Corp	Morgan Stanley	6,064
5,400	Dyne Therapeutics Inc	HSBC	3,348
(18,763)	Dynex Capital Inc (REIT)	Bank of America Merrill Lynch	3,753
(24,719)	Dynex Capital Inc (REIT)	Goldman Sachs	4,944
(58,698)	Dynex Capital Inc (REIT)	HSBC	(43,531)
(51,527)	Dynex Capital Inc (REIT)	Morgan Stanley	(7,729)
5,008	DZS Inc	HSBC	1,296
8,866	DZS Inc	Morgan Stanley	(798)
(9,336)	Eagle Bancorp Inc	Bank of America Merrill Lynch	(6,068)
(39,402)	Eagle Bancorp Inc	Goldman Sachs	(25,611)
(23,553)	Eagle Bancorp Inc	HSBC	(80,697)
(39,589)	Eagle Bancorp Inc	Morgan Stanley	(23,555)

保有高	銘柄	取引相手	未実現評価益/ (損) (米ドル)
	米国(続き)		
3,212	Eagle Bancorp Montana Inc	Bank of America Merrill Lynch	931
4,150	Eagle Bancorp Montana Inc	Goldman Sachs	1,316
5,153	Eagle Bancorp Montana Inc	HSBC	1,793
7,535	Eagle Bancorp Montana Inc	Morgan Stanley	1,884
(10,321)	Eagle Materials Inc	Goldman Sachs	(24,874)
(2,295)	Eagle Materials Inc	HSBC	(10,396)
(31,367)	Eagle Materials Inc	Morgan Stanley	59,597
3,798	Eagle Pharmaceuticals Inc	Goldman Sachs	(10,027)
20,794	Eagle Pharmaceuticals Inc	HSBC	(24,171)
(58,469)	Earthstone Energy Inc 'A'	Bank of America Merrill Lynch	(50,868)
(27,752)	Earthstone Energy Inc 'A'	Goldman Sachs	(20,630)
(24,105)	Earthstone Energy Inc 'A'	HSBC	(7,232)
(9,283)	Earthstone Energy Inc 'A'	Morgan Stanley	(2,785)
20,417	East West Bancorp Inc	Bank of America Merrill Lynch	(20,417)
(1,327)	East West Bancorp Inc	Goldman Sachs	1,327
1,988	East West Bancorp Inc	HSBC	(3,439)
(4,738)	East West Bancorp Inc	HSBC	8,197
(8,539)	East West Bancorp Inc	Morgan Stanley	2,989
(12,622)	Easterly Government Properties Inc (REIT)	HSBC	(6,667)
(52,464)	Easterly Government Properties Inc (REIT)	Morgan Stanley	(16,264)
(5,469)	Eastern Co	Bank of America Merrill Lynch	2,153
(10,388)	Eastern Co	Goldman Sachs	4,296
(7,278)	Eastern Co	HSBC	1,388
(1,315)	Eastern Co	Morgan Stanley	92
3,191	EastGroup Properties Inc (REIT)	Bank of America Merrill Lynch	(19,848)
(326)	EastGroup Properties Inc (REIT)	Bank of America Merrill Lynch	956
(5,283)	EastGroup Properties Inc (REIT)	Barclays Bank	(475)
5,279	EastGroup Properties Inc (REIT)	Goldman Sachs	(25,234)
(789)	EastGroup Properties Inc (REIT)	HSBC	(4,048)
(2,096)	EastGroup Properties Inc (REIT)	Morgan Stanley	(189)
10,417	EastGroup Properties Inc (REIT)	Morgan Stanley	938
1,668	Eastman Chemical Co	Barclays Bank	(1,218)
5,657	Eastman Chemical Co	Goldman Sachs	6,432
5,003	Eastman Chemical Co	HSBC	44,676
19,471	Eastman Chemical Co	Morgan Stanley	(14,214)
(47,367)	Eastman Kodak Co	HSBC	(10,894)
(11,384)	eBay Inc	Bank of America Merrill Lynch	(19,068)
(21,372)	eBay Inc	Barclays Bank	(6,946)
(190)	eBay Inc	Goldman Sachs	(318)
(21,084)	eBay Inc	Morgan Stanley	(6,852)
(14,026)	Ebix Inc	Goldman Sachs	(57,927)
(8,099)	Ebix Inc	HSBC	(73,458)
(10,398)	Ebix Inc	Morgan Stanley	(15,597)
16,724	Echo Global Logistics Inc	Bank of America Merrill Lynch	-
21,408	Echo Global Logistics Inc	Goldman Sachs	-

保有高	銘柄	取引相手	未実現評価益/ (損) (米ドル)
	米国(続き)		
32,550	Echo Global Logistics Inc	HSBC	4,232
36,267	Echo Global Logistics Inc	Morgan Stanley	(9,429)
866	EchoStar Corp 'A'	Bank of America Merrill Lynch	(1,949)
(5,342)	EchoStar Corp 'A'	Bank of America Merrill Lynch	12,020
(7,024)	EchoStar Corp 'A'	Barclays Bank	(1,826)
9,572	EchoStar Corp 'A'	Goldman Sachs	(21,537)
(15,545)	EchoStar Corp 'A'	Goldman Sachs	34,976
10,067	EchoStar Corp 'A'	HSBC	(9,664)
(9,064)	EchoStar Corp 'A'	HSBC	8,701
9,046	EchoStar Corp 'A'	Morgan Stanley	2,352
(5,059)	EchoStar Corp 'A'	Morgan Stanley	(1,315)
8,791	Ecolab Inc	Bank of America Merrill Lynch	74,078
3,210	Ecolab Inc	Barclays Bank	24,974
3,454	Ecolab Inc	Goldman Sachs	28,737
3,506	Ecolab Inc	HSBC	18,296
7,996	Ecolab Inc	Morgan Stanley	61,446
(11,797)	Edgewell Personal Care Co	Bank of America Merrill Lynch	15,447
(6,594)	Edgewell Personal Care Co	Goldman Sachs	8,764
(4,530)	Edgewell Personal Care Co	HSBC	(14,385)
(11,304)	Edgewell Personal Care Co	Morgan Stanley	12,547
(10,293)	Edison International	Bank of America Merrill Lynch	29,747
(19,634)	Edison International	Goldman Sachs	56,742
(4,017)	Edison International	HSBC	(6,106)
(5,109)	Edison International	Morgan Stanley	9,554
16,887	Editas Medicine Inc	Goldman Sachs	31,748
4,134	Editas Medicine Inc	HSBC	4,992
2,193	Editas Medicine Inc	Morgan Stanley	3,531
3,047	Edwards Lifesciences Corp	Bank of America Merrill Lynch	6,064
(785)	Edwards Lifesciences Corp	Bank of America Merrill Lynch	(1,562)
7,461	Edwards Lifesciences Corp	Barclays Bank	(4,029)
(5,823)	Edwards Lifesciences Corp	Barclays Bank	3,144
(3,211)	Edwards Lifesciences Corp	Goldman Sachs	561
18,923	Edwards Lifesciences Corp	Morgan Stanley	(10,218)
(8,601)	Edwards Lifesciences Corp	Morgan Stanley	4,645
(11,758)	eGain Corp	Goldman Sachs	(2,469)
(36,221)	eGain Corp	HSBC	68,822
(8,389)	eGain Corp	Morgan Stanley	(4,866)
(105)	eHealth Inc	Bank of America Merrill Lynch	(963)
(915)	eHealth Inc	Barclays Bank	(7,283)
4,933	eHealth Inc	Goldman Sachs	45,236
(2,184)	eHealth Inc	Morgan Stanley	(17,385)
1,547	eHealth Inc	Morgan Stanley	12,314
2,894	Eidos Therapeutics Inc	HSBC	15,136
15,787	Eiger BioPharmaceuticals Inc	Bank of America Merrill Lynch	(31,732)
15,610	Eiger BioPharmaceuticals Inc	Goldman Sachs	(31,376)

保有高	銘柄	取引相手	未実現評価益/ (損) (米ドル)
	米国(続き)		
4,976	Eiger BioPharmaceuticals Inc	HSBC	(2,289)
(11,294)	El Pollo Loco Holdings Inc	Goldman Sachs	6,099
(30,121)	El Pollo Loco Holdings Inc	HSBC	2,711
(43,119)	El Pollo Loco Holdings Inc	Morgan Stanley	1,078
98	Elah Holdings Inc	Bank of America Merrill Lynch	678
87	Elah Holdings Inc	Morgan Stanley	602
(1,251)	Elanco Animal Health Inc	Goldman Sachs	(1,176)
(15,382)	Elanco Animal Health Inc	HSBC	(2,923)
(11,850)	Elanco Animal Health Inc	Morgan Stanley	(2,607)
(28,526)	Electromed Inc	Bank of America Merrill Lynch	(14,263)
(25,392)	Electromed Inc	Goldman Sachs	(12,696)
(17,070)	Electromed Inc	HSBC	(13,867)
(1,736)	Electronic Arts Inc	Bank of America Merrill Lynch	(11,527)
1,907	Electronic Arts Inc	Barclays Bank	6,446
(9,288)	Electronic Arts Inc	Barclays Bank	(31,393)
3,048	Electronic Arts Inc	HSBC	25,207
2,040	Electronic Arts Inc	Morgan Stanley	6,895
(22,052)	Element Solutions Inc	Bank of America Merrill Lynch	(22,603)
(23,518)	Element Solutions Inc	Barclays Bank	(9,995)
(2,290)	Element Solutions Inc	Goldman Sachs	(2,347)
(22,323)	Element Solutions Inc	HSBC	(38,283)
(167,086)	Element Solutions Inc	Morgan Stanley	(71,012)
29,064	Elevate Credit Inc	Goldman Sachs	1,453
40,265	Elevate Credit Inc	HSBC	6,845
40,482	Elevate Credit Inc	Morgan Stanley	(1,214)
26,592	elf Beauty Inc	HSBC	28,188
26,967	elf Beauty Inc	Morgan Stanley	(7,011)
(1,763)	Eli Lilly and Co	Bank of America Merrill Lynch	(12,323)
(7,134)	Eli Lilly and Co	Barclays Bank	(29,962)
(844)	Eli Lilly and Co	Goldman Sachs	(4,682)
(6,353)	Eli Lilly and Co	HSBC	(33,353)
(5,279)	Eli Lilly and Co	Morgan Stanley	(22,172)
(14,803)	Ellington Residential Mortgage REIT (REIT)	Bank of America Merrill Lynch	(14,951)
(15,372)	Ellington Residential Mortgage REIT (REIT)	Goldman Sachs	(14,112)
(27,062)	Ellington Residential Mortgage REIT (REIT)	Morgan Stanley	(18,402)
(12,181)	Eloxx Pharmaceuticals Inc	Goldman Sachs	-
(6,350)	Eloxx Pharmaceuticals Inc	HSBC	(127)
(6,669)	Eloxx Pharmaceuticals Inc	Morgan Stanley	(133)
34,228	EMCOR Group Inc	Bank of America Merrill Lynch	104,395
2,143	EMCOR Group Inc	Barclays Bank	2,079
14,727	EMCOR Group Inc	Goldman Sachs	44,917
41,913	EMCOR Group Inc	HSBC	280,796
7,692	EMCOR Group Inc	Morgan Stanley	7,461
113,617	Emerald Holding Inc	Bank of America Merrill Lynch	136,340
18,445	Emerald Holding Inc	Goldman Sachs	22,134

保有高	銘柄	取引相手	未実現評価益/ (損) (米ドル)
	米国(続き)		
24,314	Emerald Holding Inc	HSBC	3,890
(1,666)	Emergent BioSolutions Inc	Bank of America Merrill Lynch	1,856
421	Emergent BioSolutions Inc	Bank of America Merrill Lynch	1,698
(2,341)	Emergent BioSolutions Inc	Barclays Bank	(8,521)
(239)	Emergent BioSolutions Inc	Goldman Sachs	815
613	Emergent BioSolutions Inc	Goldman Sachs	(250)
(2,817)	Emergent BioSolutions Inc	Morgan Stanley	(10,254)
3,376	Emergent BioSolutions Inc	Morgan Stanley	12,022
(4,128)	Emerson Electric Co	Bank of America Merrill Lynch	3,984
(15,156)	Emerson Electric Co	Barclays Bank	7,484
(2,804)	Emerson Electric Co	Goldman Sachs	(3,296)
(15,380)	Emerson Electric Co	HSBC	(15,995)
(49,607)	Emerson Electric Co	Morgan Stanley	23,811
(70,449)	Empire State Realty Trust Inc 'A' (REIT)	Bank of America Merrill Lynch	(91,584)
(78,022)	Empire State Realty Trust Inc 'A' (REIT)	Morgan Stanley	(28,868)
6,241	Employers Holdings Inc	Bank of America Merrill Lynch	(22,592)
10,052	Employers Holdings Inc	Goldman Sachs	(36,388)
5,789	Employers Holdings Inc	Morgan Stanley	(6,368)
1,806	Enanta Pharmaceuticals Inc	Bank of America Merrill Lynch	(2,217)
5,025	Enanta Pharmaceuticals Inc	Goldman Sachs	(15,779)
23,177	Enanta Pharmaceuticals Inc	HSBC	(65,105)
16,215	Enanta Pharmaceuticals Inc	Morgan Stanley	(23,836)
4,724	Encompass Health Corp	Barclays Bank	1,512
(684)	Encompass Health Corp	Goldman Sachs	(4,986)
(12,588)	Encompass Health Corp	HSBC	(127,516)
(13,870)	Encompass Health Corp	Morgan Stanley	(4,438)
7,736	Encore Capital Group Inc	Goldman Sachs	16,246
5,769	Encore Capital Group Inc	HSBC	3,783
764	Encore Capital Group Inc	Morgan Stanley	(1,322)
6,611	Encore Wire Corp	Goldman Sachs	(12,759)
24,875	Encore Wire Corp	HSBC	23,409
6,397	Encore Wire Corp	Morgan Stanley	(4,670)
24,808	Endurance International Group Holdings Inc	HSBC	744
(328)	Energizer Holdings Inc	Bank of America Merrill Lynch	485
(9,597)	Energizer Holdings Inc	Barclays Bank	(576)
(4,882)	Energizer Holdings Inc	Goldman Sachs	7,225
(20,765)	Energizer Holdings Inc	HSBC	99,672
(8,845)	Energizer Holdings Inc	Morgan Stanley	(531)
55,655	Energous Corp	Morgan Stanley	(19,758)
(42,323)	Energy Recovery Inc	Bank of America Merrill Lynch	(14,813)
(81,548)	Energy Recovery Inc	HSBC	(7,826)
(53,419)	Energy Recovery Inc	Morgan Stanley	2,671
(5,171)	Enerpac Tool Group Corp	Bank of America Merrill Lynch	(3,568)
(21,104)	Enerpac Tool Group Corp	HSBC	(48,117)
(101,318)	Enerpac Tool Group Corp	Morgan Stanley	(81,054)

保有高	銘柄	取引相手	未実現評価益/ (損) (米ドル)
	米国(続き)		
(5,799)	EnerSys	Bank of America Merrill Lynch	6,379
(11,969)	EnerSys	Goldman Sachs	12,961
(29,817)	EnerSys	HSBC	(30,414)
(58,895)	EnerSys	Morgan Stanley	(74,208)
6,054	EnLink Midstream LLC (Unit)	Bank of America Merrill Lynch	4,692
8,860	EnLink Midstream LLC (Unit)	HSBC	8,107
53,827	EnLink Midstream LLC (Unit)	Morgan Stanley	1,346
107,780	Ennis Inc	Bank of America Merrill Lynch	(14,011)
800	Ennis Inc	Goldman Sachs	(104)
10,736	Ennis Inc	HSBC	42
8,986	Ennis Inc	Morgan Stanley	(359)
7,788	Enochian Biosciences Inc	HSBC	(985)
16,511	Enova International Inc	HSBC	27,573
188	Enova International Inc	Morgan Stanley	(43)
(2,015)	Enphase Energy Inc	Bank of America Merrill Lynch	(40,894)
(874)	Enphase Energy Inc	Goldman Sachs	(18,625)
(2,543)	Enphase Energy Inc	HSBC	(61,439)
(1,116)	Enphase Energy Inc	Morgan Stanley	(7,600)
342	EnPro Industries Inc	Bank of America Merrill Lynch	1,112
884	EnPro Industries Inc	Goldman Sachs	(813)
10,626	EnPro Industries Inc	HSBC	41,841
4,893	EnPro Industries Inc	Morgan Stanley	4,306
(229)	Ensign Group Inc	Bank of America Merrill Lynch	(593)
(5,605)	Ensign Group Inc	Goldman Sachs	(14,517)
(9,832)	Ensign Group Inc	HSBC	(54,818)
(15,216)	Ensign Group Inc	Morgan Stanley	(23,889)
10,716	Entegris Inc	Bank of America Merrill Lynch	37,720
2,993	Entegris Inc	Barclays Bank	3,801
4,445	Entegris Inc	Goldman Sachs	13,729
5,805	Entegris Inc	HSBC	17,366
583	Entegris Inc	Morgan Stanley	740
32,973	Entercom Communications Corp 'A'	Bank of America Merrill Lynch	17,476
41,142	Entercom Communications Corp 'A'	Goldman Sachs	21,805
24,896	Entercom Communications Corp 'A'	HSBC	10,827
56,220	Entercom Communications Corp 'A'	Morgan Stanley	3,373
(21,628)	Entergy Corp	Bank of America Merrill Lynch	7,416
(15,345)	Entergy Corp	Barclays Bank	7,045
(7,543)	Entergy Corp	Goldman Sachs	18,707
(14,212)	Entergy Corp	HSBC	(16,202)
(16,973)	Entergy Corp	Morgan Stanley	(9,675)
9,569	Enterprise Bancorp Inc	Bank of America Merrill Lynch	2,775
11,056	Enterprise Bancorp Inc	Goldman Sachs	3,206
6,037	Enterprise Bancorp Inc	HSBC	5,918
12,705	Enterprise Bancorp Inc	Morgan Stanley	2,414
(13,695)	Enterprise Financial Services Corp	Bank of America Merrill Lynch	13,609

保有高	銘柄	取引相手	未実現評価益/ (損) (米ドル)
	米国(続き)		
(9,977)	Enterprise Financial Services Corp	Goldman Sachs	10,758
(33,536)	Enterprise Financial Services Corp	HSBC	(15,973)
(15,344)	Enterprise Financial Services Corp	Morgan Stanley	(767)
76,085	Entravision Communications Corp 'A'	HSBC	45,252
39,218	Entravision Communications Corp 'A'	Morgan Stanley	3,922
(38,320)	Envela Corp	Bank of America Merrill Lynch	(2,764)
(14,311)	Envela Corp	Goldman Sachs	(1,161)
(9,590)	Envela Corp	HSBC	(1,630)
3,092	Envista Holdings Corp	Bank of America Merrill Lynch	2,628
18,613	Envista Holdings Corp	Barclays Bank	13,559
11,003	Envista Holdings Corp	Goldman Sachs	9,353
1,295	Envista Holdings Corp	HSBC	1,078
9,319	Envista Holdings Corp	Morgan Stanley	6,803
(7,457)	Enzo Biochem Inc	Goldman Sachs	(75)
(86,116)	Enzo Biochem Inc	HSBC	(6,814)
(21,006)	Enzo Biochem Inc	Morgan Stanley	(1,680)
1,288	EOG Resources Inc	Bank of America Merrill Lynch	6,311
8,183	EOG Resources Inc	Barclays Bank	409
675	EOG Resources Inc	HSBC	391
48,913	EOG Resources Inc	Morgan Stanley	2,446
67	EPAM Systems Inc	Bank of America Merrill Lynch	(200)
891	EPAM Systems Inc	Barclays Bank	(14,122)
1,127	EPAM Systems Inc	Goldman Sachs	(3,358)
1,236	EPAM Systems Inc	HSBC	1,739
1,219	EPAM Systems Inc	Morgan Stanley	(19,321)
17,640	Epizyme Inc	Bank of America Merrill Lynch	19,228
8,399	Epizyme Inc	Goldman Sachs	9,155
22,456	Epizyme Inc	Morgan Stanley	34,358
340	ePlus Inc	Bank of America Merrill Lynch	1,547
568	ePlus Inc	Goldman Sachs	2,584
16,936	ePlus Inc	HSBC	38,454
14,555	ePlus Inc	Morgan Stanley	28,964
(7,079)	EPR Properties (REIT)	Bank of America Merrill Lynch	(42,545)
(21,631)	EPR Properties (REIT)	Barclays Bank	9,085
(3,707)	EPR Properties (REIT)	Goldman Sachs	(22,279)
(1,374)	EQT Corp	Bank of America Merrill Lynch	(1,333)
(7,168)	EQT Corp	Barclays Bank	(1,505)
(14,612)	EQT Corp	Goldman Sachs	(11,794)
(3,596)	EQT Corp	Morgan Stanley	(755)
(5,821)	Equifax Inc	Morgan Stanley	29,221
17,608	Equillium Inc	Bank of America Merrill Lynch	10,565
4,060	Equillium Inc	Goldman Sachs	2,436
18,080	Equillium Inc	HSBC	29,470
4,311	Equillium Inc	Morgan Stanley	(302)
164	Equinix Inc (REIT)	Bank of America Merrill Lynch	(2,897)

保有高	銘柄	取引相手	未実現評価益/ (損) (米ドル)
	米国(続き)		
35	Equinix Inc (REIT)	Barclays Bank	(197)
1,007	Equinix Inc (REIT)	Goldman Sachs	(49,595)
1,912	Equinix Inc (REIT)	HSBC	(70,516)
1,733	Equinix Inc (REIT)	Morgan Stanley	(9,740)
1,393	Equitable Holdings Inc	Bank of America Merrill Lynch	1,736
19,836	Equitable Holdings Inc	Barclays Bank	19,439
11,134	Equitable Holdings Inc	HSBC	20,709
23,896	Equitable Holdings Inc	Morgan Stanley	23,418
(13,076)	Equitrans Midstream Corp	Barclays Bank	(3,923)
(22,754)	Equitrans Midstream Corp	HSBC	(31,401)
18,888	Equitrans Midstream Corp	HSBC	26,143
(19,792)	Equitrans Midstream Corp	Morgan Stanley	(5,938)
(20,704)	Equity Bancshares Inc 'A'	HSBC	(53,623)
(25,808)	Equity Bancshares Inc 'A'	Morgan Stanley	(8,517)
(50,379)	Equity Commonwealth (REIT)	Bank of America Merrill Lynch	25,694
(31,474)	Equity Commonwealth (REIT)	Barclays Bank	314
(44,123)	Equity Commonwealth (REIT)	Goldman Sachs	22,503
(32,163)	Equity Commonwealth (REIT)	HSBC	(2,251)
(46,801)	Equity Commonwealth (REIT)	Morgan Stanley	469
4,707	Equity LifeStyle Properties Inc (REIT)	Bank of America Merrill Lynch	(25,277)
7,224	Equity LifeStyle Properties Inc (REIT)	Barclays Bank	(5,057)
14,927	Equity LifeStyle Properties Inc (REIT)	Goldman Sachs	(80,158)
8,346	Equity LifeStyle Properties Inc (REIT)	HSBC	3,923
15,100	Equity LifeStyle Properties Inc (REIT)	Morgan Stanley	(10,570)
(2,126)	Equity Residential (REIT)	Goldman Sachs	8,398
25,257	Equity Residential (REIT)	HSBC	(12,123)
23,626	Equity Residential (REIT)	Morgan Stanley	(36,148)
(10,936)	Equity Residential (REIT)	Morgan Stanley	16,732
67	Erie Indemnity Co 'A'	Bank of America Merrill Lynch	(1,156)
(979)	Erie Indemnity Co 'A'	Bank of America Merrill Lynch	16,888
256	Erie Indemnity Co 'A'	Barclays Bank	(2,522)
(887)	Erie Indemnity Co 'A'	Barclays Bank	8,737
590	Erie Indemnity Co 'A'	Goldman Sachs	(10,178)
(516)	Erie Indemnity Co 'A'	Goldman Sachs	8,901
586	Erie Indemnity Co 'A'	HSBC	(2,198)
945	Erie Indemnity Co 'A'	Morgan Stanley	(9,308)
(508)	Erie Indemnity Co 'A'	Morgan Stanley	5,004
63,725	Esc War*	Goldman Sachs	(31,863)
25,192	Esc War*	HSBC	6,741
41,059	Esc War*	Morgan Stanley	10,987
(14,525)	Escalade Inc	Bank of America Merrill Lynch	8,134
(8,717)	Escalade Inc	Goldman Sachs	4,882
(5,486)	Escalade Inc	HSBC	8,119
(15,527)	Escalade Inc	Morgan Stanley	22,980
6,140	ESCO Technologies Inc	Bank of America Merrill Lynch	(12,526)

保有高	銘柄	取引相手	未実現評価益/ (損) (米ドル)
	米国(続き)		
2,043	ESCO Technologies Inc	Goldman Sachs	(4,168)
16,093	ESCO Technologies Inc	HSBC	(19,808)
36,029	ESCO Technologies Inc	Morgan Stanley	(73,499)
(40,015)	Escrow New York (REIT)*	Bank of America Merrill Lynch	(833,913)
(39,940)	Escrow New York (REIT)*	Goldman Sachs	(832,310)
(21,172)	Escrow New York (REIT)*	Morgan Stanley	(441,224)
1,697	Esperion Therapeutics Inc	Bank of America Merrill Lynch	(3,733)
7,688	Esperion Therapeutics Inc	HSBC	2,663
3,436	Esperion Therapeutics Inc	Morgan Stanley	1,855
8,523	Esquire Financial Holdings Inc	Bank of America Merrill Lynch	(2,386)
6,010	Esquire Financial Holdings Inc	Goldman Sachs	(1,683)
15,911	Esquire Financial Holdings Inc	HSBC	5,902
6,702	Esquire Financial Holdings Inc	Morgan Stanley	2,413
3,722	ESSA Bancorp Inc	Bank of America Merrill Lynch	3,759
3,573	ESSA Bancorp Inc	Goldman Sachs	3,609
17,509	ESSA Bancorp Inc	HSBC	30,466
8,991	ESSA Bancorp Inc	Morgan Stanley	11,149
(14,125)	Essential Properties Realty Trust Inc (REIT)	Bank of America Merrill Lynch	(1,473)
(7,250)	Essential Properties Realty Trust Inc (REIT)	Goldman Sachs	(653)
(11,193)	Essential Properties Realty Trust Inc (REIT)	HSBC	112
(16,644)	Essential Properties Realty Trust Inc (REIT)	Morgan Stanley	166
(21,341)	Essential Utilities Inc	Barclays Bank	(24,329)
(23,420)	Essential Utilities Inc	Goldman Sachs	5,855
(15,308)	Essential Utilities Inc	HSBC	(9,491)
(11,907)	Essential Utilities Inc	Morgan Stanley	(13,574)
26,686	Essential Utilities Inc	Morgan Stanley	30,422
(120)	Essex Property Trust Inc (REIT)	Bank of America Merrill Lynch	1,733
(121)	Essex Property Trust Inc (REIT)	Barclays Bank	479
(3,187)	Essex Property Trust Inc (REIT)	HSBC	18,931
4,968	Essex Property Trust Inc (REIT)	Morgan Stanley	(19,673)
4,249	Estee Lauder Cos Inc 'A'	Bank of America Merrill Lynch	(63,990)
1,925	Estee Lauder Cos Inc 'A'	Barclays Bank	1,873
3,227	Estee Lauder Cos Inc 'A'	Goldman Sachs	(35,358)
4,612	Estee Lauder Cos Inc 'A'	HSBC	(15,100)
7,391	Estee Lauder Cos Inc 'A'	Morgan Stanley	26,460
18,905	Ethan Allen Interiors Inc	Bank of America Merrill Lynch	15,313
25,565	Ethan Allen Interiors Inc	Goldman Sachs	20,708
3,101	Ethan Allen Interiors Inc	HSBC	1,551
23,472	Ethan Allen Interiors Inc	Morgan Stanley	11,736
(109,840)	Eton Pharmaceuticals Inc	HSBC	(39,542)
(2,034)	Etsy Inc	Bank of America Merrill Lynch	(68,098)
1,117	Etsy Inc	Goldman Sachs	37,397
2,854	Etsy Inc	HSBC	108,167

保有高	銘柄	取引相手	未実現評価益/ (損) (米ドル)
	米国(続き)		
945	Euronet Worldwide Inc	Barclays Bank	1,918
1,145	Euronet Worldwide Inc	Goldman Sachs	7,580
(4,926)	Euronet Worldwide Inc	Goldman Sachs	(32,610)
8,546	Evans Bancorp Inc	Bank of America Merrill Lynch	12,050
6,693	Evans Bancorp Inc	Goldman Sachs	9,263
27,579	Evans Bancorp Inc	HSBC	45,118
15,541	Evans Bancorp Inc	Morgan Stanley	18,183
25,747	Evelo Biosciences Inc	HSBC	11,329
13,740	Evelo Biosciences Inc	Morgan Stanley	6,046
6,496	Eventbrite Inc 'A'	Bank of America Merrill Lynch	12,148
31,773	Eventbrite Inc 'A'	Morgan Stanley	7,626
(1,691)	Everbridge Inc	Barclays Bank	(4,295)
440	Everbridge Inc	Barclays Bank	1,118
(623)	Everbridge Inc	HSBC	(3,003)
2,607	Everbridge Inc	HSBC	8,937
(3,052)	Everbridge Inc	Morgan Stanley	(7,752)
2,743	Everbridge Inc	Morgan Stanley	6,967
1,213	Evercore Inc 'A'	Barclays Bank	1,504
(7,323)	Evercore Inc 'A'	Barclays Bank	(9,081)
4,986	Evercore Inc 'A'	Goldman Sachs	19,047
1,669	Evercore Inc 'A'	HSBC	9,346
(10,699)	Evergy Inc	Bank of America Merrill Lynch	20,649
(20,039)	Evergy Inc	Barclays Bank	(14,628)
(24,295)	Evergy Inc	HSBC	55,636
(21,493)	Evergy Inc	Morgan Stanley	(15,690)
(31,201)	Everi Holdings Inc	Bank of America Merrill Lynch	-
(12,657)	Everi Holdings Inc	HSBC	(7,594)
(7,608)	Everi Holdings Inc	Morgan Stanley	(228)
3,397	EverQuote Inc 'A'	Bank of America Merrill Lynch	(4,093)
696	EverQuote Inc 'A'	Goldman Sachs	(696)
8,314	EverQuote Inc 'A'	HSBC	(15,440)
24,754	Eversource Energy	Bank of America Merrill Lynch	(156,941)
4,452	Eversource Energy	Barclays Bank	1,336
14,808	Eversource Energy	Goldman Sachs	(93,883)
12,679	Eversource Energy	HSBC	(68,295)
38,167	Eversource Energy	Morgan Stanley	11,450
(22,354)	EVI Industries Inc	HSBC	10,602
(22,388)	Evo Payments Inc 'A'	HSBC	59,776
(35,423)	Evo Payments Inc 'A'	Morgan Stanley	71,909
(234,082)	Evofem Biosciences Inc	HSBC	38,624
(2,084)	Evolent Health Inc 'A'	Bank of America Merrill Lynch	(3,001)
(12,227)	Evolent Health Inc 'A'	Goldman Sachs	(17,607)
(14,640)	Evolent Health Inc 'A'	HSBC	(7,613)
(1,982)	Evolent Health Inc 'A'	Morgan Stanley	(1,031)
17,978	Evolus Inc	HSBC	5,732

保有高	銘柄	取引相手	未実現評価益/ (損) (米ドル)
	米国(続き)		
6,918	Evolus Inc	Morgan Stanley	(346)
94,047	Evolution Petroleum Corp	Bank of America Merrill Lynch	16,928
84,837	Evolution Petroleum Corp	Goldman Sachs	15,271
285	Evolution Petroleum Corp	HSBC	29
85,262	Evolution Petroleum Corp	Morgan Stanley	8,526
8,514	Evoqua Water Technologies Corp	Goldman Sachs	(15,070)
15,513	Evoqua Water Technologies Corp	Morgan Stanley	2,327
17,124	EW Scripps Co 'A'	Goldman Sachs	7,192
17,320	EW Scripps Co 'A'	HSBC	7,198
36,108	EW Scripps Co 'A'	Morgan Stanley	2,166
(1,022)	Exact Sciences Corp	Bank of America Merrill Lynch	2,013
(604)	Exact Sciences Corp	Barclays Bank	(335)
357	Exact Sciences Corp	Goldman Sachs	(199)
(259)	Exact Sciences Corp	HSBC	948
1,017	Exact Sciences Corp	HSBC	(284)
(2,615)	Exact Sciences Corp	Morgan Stanley	2,720
(3,816)	Exagen Inc	Bank of America Merrill Lynch	1,011
(3,420)	Exagen Inc	HSBC	(496)
10,488	Exantas Capital Corp (REIT)	Bank of America Merrill Lynch	8,181
39,309	Exantas Capital Corp (REIT)	Morgan Stanley	(393)
10,210	Exelixis Inc	Bank of America Merrill Lynch	(1,840)
12,517	Exelixis Inc	Barclays Bank	12,642
2,443	Exelixis Inc	Goldman Sachs	(611)
2,749	Exelixis Inc	HSBC	(2,236)
23,233	Exelixis Inc	Morgan Stanley	22,261
(27,744)	Exelon Corp	Bank of America Merrill Lynch	43,085
(46,331)	Exelon Corp	Barclays Bank	6,486
(47,092)	Exelon Corp	Goldman Sachs	89,946
(23,371)	Exelon Corp	HSBC	44,171
(21,166)	Exelon Corp	Morgan Stanley	2,963
51,343	Exicure Inc	Bank of America Merrill Lynch	(8,215)
1,904	Exicure Inc	Goldman Sachs	(305)
62,760	Exicure Inc	HSBC	2,437
(7,091)	ExlService Holdings Inc	Bank of America Merrill Lynch	(7,511)
(569)	ExlService Holdings Inc	Goldman Sachs	(1,474)
(10,579)	ExlService Holdings Inc	HSBC	(16,888)
(6,610)	ExlService Holdings Inc	Morgan Stanley	(6,346)
3,675	ExOne Co	Bank of America Merrill Lynch	7,056
3,100	ExOne Co	Goldman Sachs	5,952
15,612	ExOne Co	HSBC	26,098
12,774	ExOne Co	Morgan Stanley	14,818
(1,256)	eXp World Holdings Inc	Bank of America Merrill Lynch	(13,025)
(6,963)	eXp World Holdings Inc	HSBC	(74,096)
(2,085)	Expedia Group Inc	Barclays Bank	(3,503)
(673)	Expedia Group Inc	Goldman Sachs	12

保有高	銘柄	取引相手	未実現評価益/ (損) (米ドル)
	米国(続き)		
(7,810)	Expedia Group Inc	Morgan Stanley	(13,121)
1,332	Expeditors International of Washington Inc	Bank of America Merrill Lynch	(2,481)
6,535	Expeditors International of Washington Inc	Barclays Bank	784
(8,339)	Expeditors International of Washington Inc	Barclays Bank	(1,001)
3,881	Expeditors International of Washington Inc	Goldman Sachs	(5,276)
(5,293)	Expeditors International of Washington Inc	Goldman Sachs	7,251
10,503	Expeditors International of Washington Inc	HSBC	9,692
(5,320)	Expeditors International of Washington Inc	HSBC	(8,459)
22,070	Expeditors International of Washington Inc	Morgan Stanley	(2,085)
(3,775)	Expeditors International of Washington Inc	Morgan Stanley	(453)
(4,799)	Exponent Inc	Bank of America Merrill Lynch	(5,855)
16,078	Exponent Inc	Goldman Sachs	19,615
(9,623)	Exponent Inc	Goldman Sachs	(11,740)
18,084	Exponent Inc	HSBC	40,021
19,326	Exponent Inc	Morgan Stanley	21,646
(1,228)	Exponent Inc	Morgan Stanley	(1,375)
44,221	Express Inc	Morgan Stanley	(4,232)
15,426	Extended Stay America Inc (Unit)	Bank of America Merrill Lynch	9,256
138,926	Extended Stay America Inc (Unit)	Morgan Stanley	61,127
7,905	Exterran Corp	Goldman Sachs	6,324
23,287	Exterran Corp	Morgan Stanley	-
(850)	Extra Space Storage Inc (REIT)	Barclays Bank	563
3,048	Extra Space Storage Inc (REIT)	Barclays Bank	(2,225)
(3,680)	Extra Space Storage Inc (REIT)	Goldman Sachs	28,520
(5,353)	Extra Space Storage Inc (REIT)	HSBC	(17,344)
(5,896)	Extra Space Storage Inc (REIT)	Morgan Stanley	4,304
46,564	Extreme Networks Inc	Bank of America Merrill Lynch	17,229
13,388	Extreme Networks Inc	Goldman Sachs	4,954
48,468	Extreme Networks Inc	HSBC	(1,763)
104,662	Extreme Networks Inc	Morgan Stanley	(15,699)
(54,970)	Exxon Mobil Corp	Barclays Bank	(7,146)
(47,205)	Exxon Mobil Corp	HSBC	(120,845)
(31,267)	Exxon Mobil Corp	Morgan Stanley	(4,065)
(82,692)	EyePoint Pharmaceuticals Inc	HSBC	(10,882)
(23,301)	EyePoint Pharmaceuticals Inc	Morgan Stanley	(3,029)
20,759	EZCORP Inc 'A'	Bank of America Merrill Lynch	4,567
28,324	EZCORP Inc 'A'	Goldman Sachs	6,231
63,317	EZCORP Inc 'A'	HSBC	9,038
37,690	EZCORP Inc 'A'	Morgan Stanley	(2,638)
(1,743)	F5 Networks Inc	Barclays Bank	(540)
(2,193)	F5 Networks Inc	Goldman Sachs	1,053
(897)	F5 Networks Inc	HSBC	(6,763)
(9,137)	F5 Networks Inc	Morgan Stanley	(2,832)
(467)	Facebook Inc 'A'	Bank of America Merrill Lynch	1,310
(954)	Facebook Inc 'A'	Barclays Bank	(5,800)

保有高	銘柄	取引相手	未実現評価益/ (損) (米ドル)
	米国(続き)		
(1,250)	Facebook Inc 'A'	HSBC	5,325
(5,537)	Facebook Inc 'A'	Morgan Stanley	(33,665)
972	FactSet Research Systems Inc	Bank of America Merrill Lynch	7,572
4,051	FactSet Research Systems Inc	Barclays Bank	76,402
5,315	FactSet Research Systems Inc	Goldman Sachs	41,404
765	FactSet Research Systems Inc	HSBC	16,088
6,599	FactSet Research Systems Inc	Morgan Stanley	124,458
394	Fair Isaac Corp	Bank of America Merrill Lynch	205
581	Fair Isaac Corp	Barclays Bank	(7,204)
(1,159)	Fair Isaac Corp	Barclays Bank	930
409	Fair Isaac Corp	Goldman Sachs	97
1,240	Fair Isaac Corp	HSBC	53,655
293	Fair Isaac Corp	Morgan Stanley	(3,633)
12,741	Falcon Minerals Corp	Bank of America Merrill Lynch	2,548
9,969	Falcon Minerals Corp	Goldman Sachs	1,994
86,402	Falcon Minerals Corp	HSBC	9,896
65,599	Falcon Minerals Corp	Morgan Stanley	10,496
(44,736)	Farmer Bros Co	Bank of America Merrill Lynch	(6,263)
(5,981)	Farmer Bros Co	Goldman Sachs	(837)
(5,995)	Farmer Bros Co	HSBC	(1,923)
(16,552)	Farmer Bros Co	Morgan Stanley	(3,145)
2,739	Farmers & Merchants Bancorp Inc	Bank of America Merrill Lynch	(3,068)
5,226	Farmers & Merchants Bancorp Inc	Goldman Sachs	(5,853)
5,930	Farmers & Merchants Bancorp Inc	HSBC	2,868
8,491	Farmers & Merchants Bancorp Inc	Morgan Stanley	2,208
104,775	Farmers National Banc Corp	Bank of America Merrill Lynch	(34,088)
72,285	Farmers National Banc Corp	Goldman Sachs	(23,854)
41,826	Farmers National Banc Corp	HSBC	14,961
45,381	Farmers National Banc Corp	Morgan Stanley	4,538
(28,179)	Farmland Partners Inc (REIT)	HSBC	10,144
(87,007)	Farmland Partners Inc (REIT)	Morgan Stanley	31,323
(35)	FARO Technologies Inc	Bank of America Merrill Lynch	2
(6,255)	FARO Technologies Inc	Goldman Sachs	438
(9,555)	FARO Technologies Inc	HSBC	(10,205)
(8,161)	FARO Technologies Inc	Morgan Stanley	(4,489)
(2,354)	Fastenal Co	Bank of America Merrill Lynch	(1,740)
(400)	Fastenal Co	Barclays Bank	(408)
(5,438)	Fastenal Co	Goldman Sachs	(4,083)
(17,817)	Fastenal Co	Morgan Stanley	(18,173)
16,826	Fastenal Co	Morgan Stanley	17,163
(825)	Fastly Inc 'A'	Bank of America Merrill Lynch	(3,153)
651	Fastly Inc 'A'	Bank of America Merrill Lynch	6,321
(2,928)	Fastly Inc 'A'	Barclays Bank	(5,885)
(1,631)	Fastly Inc 'A'	Morgan Stanley	(3,278)
(9,264)	Fate Therapeutics Inc	Barclays Bank	(30,976)

保有高	銘柄	取引相手	未実現評価益/ (損) (米ドル)
	米国(続き)		
1,257	Fate Therapeutics Inc	Barclays Bank	4,312
(4,137)	Fate Therapeutics Inc	Goldman Sachs	(22,353)
4,289	Fate Therapeutics Inc	HSBC	30,152
4,302	Fate Therapeutics Inc	Morgan Stanley	14,756
3,142	Fathom Holdings Inc	Bank of America Merrill Lynch	220
22,385	Fathom Holdings Inc	Goldman Sachs	1,567
8,551	Fathom Holdings Inc	HSBC	17,016
(14,568)	FB Financial Corp	HSBC	(19,230)
(36,282)	FB Financial Corp	Morgan Stanley	(9,433)
(18,696)	FBL Financial Group Inc 'A'	Bank of America Merrill Lynch	(5,235)
(15,351)	FBL Financial Group Inc 'A'	Goldman Sachs	(4,298)
(11,281)	FBL Financial Group Inc 'A'	HSBC	(1,692)
12,296	Federal Agricultural Mortgage Corp 'C'	Bank of America Merrill Lynch	(22,625)
6,722	Federal Agricultural Mortgage Corp 'C'	Goldman Sachs	(12,368)
18,051	Federal Agricultural Mortgage Corp 'C'	HSBC	6,318
7,325	Federal Agricultural Mortgage Corp 'C'	Morgan Stanley	2,564
(10,465)	Federal Realty Investment Trust (REIT)	HSBC	38,930
(5,047)	Federal Realty Investment Trust (REIT)	Morgan Stanley	26,144
2,939	Federal Signal Corp	Bank of America Merrill Lynch	(3,440)
8,255	Federal Signal Corp	Goldman Sachs	(10,052)
76,381	Federal Signal Corp	HSBC	(47,124)
27,542	Federal Signal Corp	Morgan Stanley	(19,555)
(15,721)	Federated Hermes Inc	Bank of America Merrill Lynch	10,376
(20,283)	Federated Hermes Inc	Goldman Sachs	13,387
(24,457)	Federated Hermes Inc	HSBC	(21,202)
(29,832)	Federated Hermes Inc	Morgan Stanley	(596)
4,949	Federated Hermes Inc	Morgan Stanley	99
(6)	FedEx Corp	Barclays Bank	(11)
(1,606)	FedEx Corp	Goldman Sachs	(12,626)
650	FedEx Corp	Goldman Sachs	5,389
1,663	FedEx Corp	HSBC	35,551
(3,108)	FedEx Corp	Morgan Stanley	(5,501)
11,207	FedNat Holding Co	Goldman Sachs	(4,483)
16,961	FedNat Holding Co	HSBC	1,363
47,681	FedNat Holding Co	Morgan Stanley	2,861
15,091	Ferro Corp	Goldman Sachs	3,320
54,951	Ferro Corp	Morgan Stanley	1,649
(361)	FibroGen Inc	Bank of America Merrill Lynch	1,242
(55)	FibroGen Inc	Barclays Bank	30
9,000	FibroGen Inc	Goldman Sachs	(30,960)
(2,133)	FibroGen Inc	HSBC	2,538
8,659	FibroGen Inc	HSBC	(4,762)
(15,627)	FibroGen Inc	Morgan Stanley	8,595
16,716	FibroGen Inc	Morgan Stanley	(9,194)
(110)	Fidelity D&D Bancorp Inc	Bank of America Merrill Lynch	152

保有高	銘柄	取引相手	未実現評価益/ (損) (米ドル)
	米国(続き)		
(24)	Fidelity D&D Bancorp Inc	HSBC	43
(1,224)	Fidelity D&D Bancorp Inc	Morgan Stanley	2,203
5,049	Fidelity National Financial Inc	Goldman Sachs	3,686
5,396	Fidelity National Financial Inc	Morgan Stanley	-
4,827	Fidelity National Information Services Inc	Goldman Sachs	(3,089)
13,887	Fidelity National Information Services Inc	Morgan Stanley	26,802
(13,989)	Fiesta Restaurant Group Inc	Bank of America Merrill Lynch	(14,688)
(10,836)	Fiesta Restaurant Group Inc	Goldman Sachs	(11,378)
(15,131)	Fiesta Restaurant Group Inc	HSBC	(7,128)
(9,745)	Fiesta Restaurant Group Inc	Morgan Stanley	1,559
(16,242)	Fifth Third Bancorp	Bank of America Merrill Lynch	2,599
(132,649)	Fifth Third Bancorp	Goldman Sachs	21,224
(65,770)	Fifth Third Bancorp	Morgan Stanley	(5,261)
(22,173)	Financial Institutions Inc	Bank of America Merrill Lynch	(1,109)
(18,754)	Financial Institutions Inc	Goldman Sachs	(938)
(3,803)	Financial Institutions Inc	HSBC	(190)
(9,697)	Financial Institutions Inc	Morgan Stanley	(485)
(9,090)	FireEye Inc	Bank of America Merrill Lynch	(3,818)
(17,342)	FireEye Inc	Barclays Bank	(3,295)
(13,048)	FireEye Inc	HSBC	(653)
(66,853)	FireEye Inc	Morgan Stanley	(12,702)
5,454	First American Financial Corp	Bank of America Merrill Lynch	1,800
16,048	First American Financial Corp	Barclays Bank	(13,320)
13,700	First American Financial Corp	Goldman Sachs	4,521
10,638	First American Financial Corp	HSBC	29,893
4,334	First American Financial Corp	Morgan Stanley	(3,597)
(5,142)	First Bancorp	Bank of America Merrill Lynch	5,296
(27,868)	First Bancorp	Goldman Sachs	28,704
(29,086)	First Bancorp	HSBC	(2,786)
(24,689)	First Bancorp	Morgan Stanley	20,492
7,275	First Bancorp Inc	Bank of America Merrill Lynch	(2,508)
7,379	First Bancorp Inc	Goldman Sachs	(2,878)
17,759	First Bancorp Inc	HSBC	14,446
13,036	First Bancorp Inc	Morgan Stanley	1,173
(4,062)	First Bancshares Inc	Goldman Sachs	3,209
(11,094)	First Bancshares Inc	HSBC	(10,854)
(44,596)	First Bancshares Inc	Morgan Stanley	12,041
47,748	First Bank/Hamilton NJ	Bank of America Merrill Lynch	-
17,799	First Bank/Hamilton NJ	Goldman Sachs	-
27,427	First Bank/Hamilton NJ	HSBC	1,654
11,547	First Bank/Hamilton NJ	Morgan Stanley	231
(35,768)	First Busey Corp	Bank of America Merrill Lynch	17,274
(43,930)	First Busey Corp	Goldman Sachs	20,208
(90,941)	First Busey Corp	HSBC	(1,434)
(41,429)	First Busey Corp	Morgan Stanley	8,286

保有高	銘柄	取引相手	未実現評価益/ (損) (米ドル)
	米国(続き)		
22,565	First Business Financial Services Inc	Bank of America Merrill Lynch	12,785
15,617	First Business Financial Services Inc	Goldman Sachs	9,232
33,313	First Business Financial Services Inc	HSBC	31,218
4,104	First Business Financial Services Inc	Morgan Stanley	3,078
(2,042)	First Capital Inc	Bank of America Merrill Lynch	(500)
(5,601)	First Capital Inc	HSBC	(3,652)
(13,203)	First Choice Bancorp	Bank of America Merrill Lynch	5,809
(590)	First Choice Bancorp	Goldman Sachs	14
(5,169)	First Choice Bancorp	HSBC	(93)
(3,316)	First Choice Bancorp	Morgan Stanley	(464)
107	First Citizens BancShares Inc 'A'	HSBC	(1,849)
1,814	First Citizens BancShares Inc 'A'	Morgan Stanley	(20,825)
(629)	First Citizens BancShares Inc 'A'	Morgan Stanley	7,221
(69,694)	First Commonwealth Financial Corp	HSBC	(6,969)
(39,002)	First Commonwealth Financial Corp	Morgan Stanley	3,510
10,244	First Community Bankshares Inc	Bank of America Merrill Lynch	(9,732)
18,630	First Community Bankshares Inc	Goldman Sachs	(17,699)
82,801	First Community Bankshares Inc	HSBC	42,812
36,624	First Community Bankshares Inc	Morgan Stanley	9,888
5,135	First Community Corp	Bank of America Merrill Lynch	(4,057)
16,284	First Community Corp	Goldman Sachs	(12,864)
12,026	First Community Corp	HSBC	1,857
33,571	First Community Corp	Morgan Stanley	1,343
(34,630)	First Financial Bancorp	Bank of America Merrill Lynch	23,481
(20,776)	First Financial Bancorp	Goldman Sachs	16,829
(66,921)	First Financial Bancorp	HSBC	17,591
(29,603)	First Financial Bancorp	Morgan Stanley	8,733
(12,547)	First Financial Bankshares Inc	Bank of America Merrill Lynch	7,277
(62,727)	First Financial Bankshares Inc	Goldman Sachs	35,413
(48,296)	First Financial Bankshares Inc	HSBC	(48,968)
(39,486)	First Financial Bankshares Inc	Morgan Stanley	(395)
70,592	First Financial Corp	Bank of America Merrill Lynch	43,061
11,889	First Financial Corp	Goldman Sachs	7,203
27,432	First Financial Corp	HSBC	24,173
9,004	First Financial Corp	Morgan Stanley	4,772
60,023	First Financial Northwest Inc	Bank of America Merrill Lynch	12,605
39,110	First Financial Northwest Inc	Goldman Sachs	8,213
(86,182)	First Foundation Inc	Goldman Sachs	(39,644)
(9,664)	First Foundation Inc	HSBC	(24,353)
(49,019)	First Foundation Inc	Morgan Stanley	(11,274)
(2,148)	First Guaranty Bancshares Inc	Bank of America Merrill Lynch	1,504
(2,205)	First Guaranty Bancshares Inc	Morgan Stanley	(1,125)
21,565	First Hawaiian Inc	Bank of America Merrill Lynch	4,097
9,285	First Hawaiian Inc	Barclays Bank	5,664
4,167	First Hawaiian Inc	Goldman Sachs	792

保有高	銘柄	取引相手	未実現評価益/ (損) (米ドル)
	米国(続き)		
18,895	First Hawaiian Inc	HSBC	18,139
49,513	First Hawaiian Inc	Morgan Stanley	30,203
38,793	First Horizon National Corp	Bank of America Merrill Lynch	8,237
63,181	First Horizon National Corp	Barclays Bank	24,641
117,313	First Horizon National Corp	Goldman Sachs	30,502
114,268	First Horizon National Corp	HSBC	73,132
125,235	First Horizon National Corp	Morgan Stanley	48,842
44,627	First Industrial Realty Trust Inc (REIT)	Bank of America Merrill Lynch	(40,611)
6,213	First Industrial Realty Trust Inc (REIT)	Barclays Bank	(62)
141,532	First Industrial Realty Trust Inc (REIT)	Goldman Sachs	(128,794)
8,493	First Industrial Realty Trust Inc (REIT)	HSBC	13,164
14,020	First Industrial Realty Trust Inc (REIT)	Morgan Stanley	(140)
(8,228)	First Internet Bancorp	Bank of America Merrill Lynch	8,310
(7,156)	First Internet Bancorp	Goldman Sachs	7,228
(4,596)	First Internet Bancorp	HSBC	(1,356)
(11,667)	First Internet Bancorp	Morgan Stanley	5,483
20,821	First Interstate BancSystem Inc 'A'	Bank of America Merrill Lynch	(8,537)
21,516	First Interstate BancSystem Inc 'A'	Goldman Sachs	(8,822)
92,708	First Interstate BancSystem Inc 'A'	HSBC	60,005
23,052	First Interstate BancSystem Inc 'A'	Morgan Stanley	1,383
(70,152)	First Merchants Corp	Bank of America Merrill Lynch	(100,891)
(91,096)	First Merchants Corp	HSBC	(163,788)
(19,500)	First Merchants Corp	Morgan Stanley	(23,985)
(81,624)	First Mid Bancshares Inc	Bank of America Merrill Lynch	(100,624)
(34,032)	First Mid Bancshares Inc	Goldman Sachs	(42,540)
(5,773)	First Mid Bancshares Inc	HSBC	(8,759)
(13,824)	First Mid Bancshares Inc	Morgan Stanley	(14,792)
(94,058)	First Midwest Bancorp Inc	Bank of America Merrill Lynch	8,465
(67,386)	First Midwest Bancorp Inc	Goldman Sachs	6,065
(112,138)	First Midwest Bancorp Inc	HSBC	(46,926)
(40,506)	First Midwest Bancorp Inc	Morgan Stanley	(12,152)
58,552	First Northwest Bancorp	Bank of America Merrill Lynch	11,710
1,569	First Northwest Bancorp	Goldman Sachs	314
2,774	First Northwest Bancorp	HSBC	4,312
1,593	First Northwest Bancorp	Morgan Stanley	1,529
(7,631)	First of Long Island Corp	Bank of America Merrill Lynch	(3,052)
(10,027)	First of Long Island Corp	Goldman Sachs	(2,910)
(40,628)	First of Long Island Corp	HSBC	(41,831)
(25,817)	First of Long Island Corp	Morgan Stanley	(9,810)
(2,569)	First Republic Bank	Bank of America Merrill Lynch	9,758
(2,115)	First Republic Bank	Barclays Bank	1,036
(11,292)	First Republic Bank	Goldman Sachs	53,097
(13,808)	First Republic Bank	Morgan Stanley	6,766
7,024	First Savings Financial Group Inc	Bank of America Merrill Lynch	(9,166)
1,575	First Savings Financial Group Inc	Goldman Sachs	(1,859)

保有高	銘柄	取引相手	未実現評価益/ (損) (米ドル)
	米国(続き)		
1,170	First Savings Financial Group Inc	HSBC	(621)
741	First Savings Financial Group Inc	Morgan Stanley	(367)
(5,335)	First Solar Inc	Barclays Bank	(36,385)
(1,574)	First Solar Inc	Goldman Sachs	(14,585)
(8,622)	First Solar Inc	Morgan Stanley	(58,802)
11,472	First United Corp	Bank of America Merrill Lynch	11,472
20,049	First United Corp	Goldman Sachs	20,049
8,423	First United Corp	HSBC	8,141
20,880	First United Corp	Morgan Stanley	7,517
1,187	First Western Financial Inc	Bank of America Merrill Lynch	(529)
4,897	First Western Financial Inc	Goldman Sachs	602
4,070	First Western Financial Inc	HSBC	3,011
363	First Western Financial Inc	Morgan Stanley	216
3,184	FirstCash Inc	Barclays Bank	(7,769)
6,209	FirstCash Inc	HSBC	24,291
35,364	FirstCash Inc	Morgan Stanley	(86,288)
(43,334)	FirstEnergy Corp	HSBC	121,335
(31,410)	FirstEnergy Corp	Morgan Stanley	31,096
24,611	Fiserv Inc	Barclays Bank	56,360
7,092	Fiserv Inc	Goldman Sachs	33,191
12,796	Fiserv Inc	HSBC	67,691
16,983	Fiserv Inc	Morgan Stanley	38,891
216,546	Fitbit Inc 'A'	Bank of America Merrill Lynch	-
40,506	Fitbit Inc 'A'	Goldman Sachs	(102)
128,157	Fitbit Inc 'A'	HSBC	13,622
70,723	Fitbit Inc 'A'	Morgan Stanley	(2,122)
8,613	Five Below Inc	Bank of America Merrill Lynch	48,664
4,409	Five Below Inc	Barclays Bank	3,659
1,350	Five Below Inc	Goldman Sachs	7,628
(13,192)	Five Prime Therapeutics Inc	Bank of America Merrill Lynch	24,933
(6,420)	Five Prime Therapeutics Inc	Morgan Stanley	(9,502)
(18,066)	Five Star Senior Living Inc	Bank of America Merrill Lynch	(16,530)
1,200	Five9 Inc	Bank of America Merrill Lynch	14,337
1,727	Five9 Inc	Goldman Sachs	20,021
5,015	Five9 Inc	HSBC	48,972
13,228	Five9 Inc	Morgan Stanley	58,203
42,448	Flagstar Bancorp Inc	HSBC	108,653
41,259	Flagstar Bancorp Inc	Morgan Stanley	(3,094)
(1,399)	FleetCor Technologies Inc	HSBC	1,805
(9,513)	FleetCor Technologies Inc	Morgan Stanley	(125,286)
10,393	Flexion Therapeutics Inc	Bank of America Merrill Lynch	(8,834)
10,542	Flexion Therapeutics Inc	Goldman Sachs	(8,961)
19,596	Flexion Therapeutics Inc	HSBC	(20,367)
21,130	Flexion Therapeutics Inc	Morgan Stanley	(6,762)
(12,839)	Flexsteel Industries Inc	Bank of America Merrill Lynch	11,591

保有高	銘柄	取引相手	未実現評価益/ (損) (米ドル)
	米国(続き)		
(11,569)	Flexsteel Industries Inc	HSBC	231
(18,248)	FLIR Systems Inc	Morgan Stanley	(13,868)
8,418	FLIR Systems Inc	Morgan Stanley	6,398
5,522	Floor & Decor Holdings Inc 'A'	Bank of America Merrill Lynch	28,162
(1,778)	Floor & Decor Holdings Inc 'A'	Goldman Sachs	(9,068)
(10,278)	Floor & Decor Holdings Inc 'A'	HSBC	(85,924)
(9,027)	Floor & Decor Holdings Inc 'A'	Morgan Stanley	38,004
2,307	Floor & Decor Holdings Inc 'A'	Morgan Stanley	(9,712)
(76,369)	Flotek Industries Inc	Bank of America Merrill Lynch	25,965
(26,247)	Flotek Industries Inc	Goldman Sachs	8,924
(55,703)	Flotek Industries Inc	HSBC	22,838
(72,024)	Flotek Industries Inc	Morgan Stanley	2,161
17,250	Flowers Foods Inc	Bank of America Merrill Lynch	-
4,236	Flowers Foods Inc	Barclays Bank	(1,440)
13,408	Flowers Foods Inc	Goldman Sachs	-
36,407	Flowers Foods Inc	HSBC	(13,017)
34,960	Flowers Foods Inc	Morgan Stanley	(11,887)
(10,483)	Flowserve Corp	Bank of America Merrill Lynch	(11,426)
14,223	Flowserve Corp	Bank of America Merrill Lynch	(2,542)
(456)	Flowserve Corp	Barclays Bank	(242)
(6,578)	Flowserve Corp	Goldman Sachs	(7,170)
(1,250)	Flowserve Corp	HSBC	(3,538)
(13,537)	Flowserve Corp	Morgan Stanley	(7,175)
19,690	Fluent Inc	Goldman Sachs	6,892
(33,548)	Fluidigm Corp	Bank of America Merrill Lynch	(5,703)
(9,480)	Fluidigm Corp	HSBC	(2,844)
(28,827)	Fluor Corp	Goldman Sachs	(89,940)
28,515	Fluor Corp	Morgan Stanley	20,816
(30,021)	Fluor Corp	Morgan Stanley	(21,915)
17,706	Flushing Financial Corp	Bank of America Merrill Lynch	12,571
67,488	Flushing Financial Corp	Goldman Sachs	47,916
72,451	Flushing Financial Corp	HSBC	59,390
21,226	Flushing Financial Corp	Morgan Stanley	(1,910)
6,862	FMC Corp	Bank of America Merrill Lynch	25,801
24,024	FMC Corp	Barclays Bank	(7,448)
8,290	FMC Corp	Goldman Sachs	31,170
9,481	FMC Corp	HSBC	56,033
1,268	FMC Corp	Morgan Stanley	(393)
(55,392)	FNB Corp	Bank of America Merrill Lynch	(5,539)
(4,641)	FNB Corp	Barclays Bank	(325)
106,654	FNB Corp	Goldman Sachs	10,665
(61,265)	FNB Corp	HSBC	(26,344)
33,275	FNB Corp	HSBC	14,308
(24,540)	FNB Corp	Morgan Stanley	(1,718)
126,081	FNB Corp	Morgan Stanley	8,826

保有高	銘柄	取引相手	未実現評価益/ (損) (米ドル)
	米国(続き)		
(2,060)	FNCB Bancorp Inc	Bank of America Merrill Lynch	(124)
(10,852)	FNCB Bancorp Inc	Goldman Sachs	(651)
(4,184)	FNCB Bancorp Inc	HSBC	(887)
(11,032)	FNCB Bancorp Inc	Morgan Stanley	(1,765)
(5,315)	Focus Financial Partners Inc 'A'	Goldman Sachs	(8,717)
(12,721)	Focus Financial Partners Inc 'A'	HSBC	(12,124)
(15,254)	Focus Financial Partners Inc 'A'	Morgan Stanley	(5,949)
3,176	Foghorn Therapeutics Inc	Bank of America Merrill Lynch	9,759
18,742	Foghorn Therapeutics Inc	HSBC	62,149
5,743	Foghorn Therapeutics Inc	Morgan Stanley	19,756
1,369	FONAR Corp	Bank of America Merrill Lynch	(1,328)
10,340	FONAR Corp	Goldman Sachs	(10,030)
10,735	FONAR Corp	HSBC	(6,123)
7,563	FONAR Corp	Morgan Stanley	(6,958)
(1,618)	Foot Locker Inc	Bank of America Merrill Lynch	3,268
7,880	Foot Locker Inc	Barclays Bank	(4,413)
5,075	Foot Locker Inc	Goldman Sachs	(10,252)
150,216	Ford Motor Co	HSBC	133,692
55,052	Ford Motor Co	Morgan Stanley	12,662
(32,579)	Forestar Group Inc	Bank of America Merrill Lynch	(14,009)
(21,020)	Forestar Group Inc	Goldman Sachs	(9,039)
(26,036)	Forestar Group Inc	HSBC	(13,426)
(9,121)	Forestar Group Inc	Morgan Stanley	(456)
1,783	Forma Therapeutics Holdings Inc	Bank of America Merrill Lynch	2,545
907	Forma Therapeutics Holdings Inc	Goldman Sachs	925
8,131	Forma Therapeutics Holdings Inc	HSBC	16,979
9,300	Forma Therapeutics Holdings Inc	Morgan Stanley	17,205
2,155	FormFactor Inc	Bank of America Merrill Lynch	1,088
2,720	FormFactor Inc	Goldman Sachs	1,374
16,589	FormFactor Inc	HSBC	30,550
50,827	FormFactor Inc	Morgan Stanley	6,608
10,476	Forrester Research Inc	Bank of America Merrill Lynch	13,095
24,677	Forrester Research Inc	Goldman Sachs	30,846
15,841	Forrester Research Inc	HSBC	25,261
4,844	Forrester Research Inc	Morgan Stanley	2,616
(2,716)	Forte Biosciences Inc	Bank of America Merrill Lynch	6,600
(2,172)	Forterra Inc	Goldman Sachs	(1,151)
(10,191)	Forterra Inc	HSBC	(39,216)
1,153	Fortinet Inc	Bank of America Merrill Lynch	6,699
(954)	Fortinet Inc	Bank of America Merrill Lynch	(2,300)
(4,684)	Fortinet Inc	Barclays Bank	(19,170)
2,357	Fortinet Inc	Morgan Stanley	12,846
(2,249)	Fortive Corp	Bank of America Merrill Lynch	4,745
(11,404)	Fortive Corp	Barclays Bank	18,589
(16,126)	Fortive Corp	Goldman Sachs	33,388

保有高	銘柄	取引相手	未実現評価益/ (損) (米ドル)
	米国(続き)		
(5,177)	Fortive Corp	HSBC	1,450
(6,930)	Fortress Biotech Inc	Bank of America Merrill Lynch	69
(175,599)	Fortress Biotech Inc	HSBC	(5,268)
(2,590)	Fortune Brands Home & Security Inc	Barclays Bank	3,885
(2,063)	Fortune Brands Home & Security Inc	Goldman Sachs	427
21,521	Fortune Brands Home & Security Inc	Morgan Stanley	(32,282)
(9,492)	Fortune Brands Home & Security Inc	Morgan Stanley	14,238
(3,159)	Forward Air Corp	Bank of America Merrill Lynch	1,706
(8,632)	Forward Air Corp	Goldman Sachs	4,708
(12,551)	Forward Air Corp	HSBC	(25,198)
(12,497)	Forward Air Corp	Morgan Stanley	17,246
25,845	Fossil Group Inc	Goldman Sachs	48,589
93,173	Four Corners Property Trust Inc (REIT)	Bank of America Merrill Lynch	(150,009)
6,375	Four Corners Property Trust Inc (REIT)	HSBC	558
32,257	Four Corners Property Trust Inc (REIT)	Morgan Stanley	(14,838)
1,886	Fox Corp 'A'	Bank of America Merrill Lynch	3,565
22,116	Fox Corp 'A'	Barclays Bank	11,943
18,182	Fox Corp 'A'	Goldman Sachs	34,364
24,118	Fox Corp 'A'	HSBC	68,237
17,437	Fox Corp 'A'	Morgan Stanley	9,416
(10,004)	Fox Corp 'B'	Barclays Bank	(6,102)
(13,861)	Fox Corp 'B'	Goldman Sachs	(26,336)
(841)	Fox Corp 'B'	HSBC	(2,069)
(20,100)	Fox Corp 'B'	Morgan Stanley	(12,261)
(1,492)	Fox Factory Holding Corp	Bank of America Merrill Lynch	(10,146)
9,384	Fox Factory Holding Corp	Bank of America Merrill Lynch	60,585
(333)	Fox Factory Holding Corp	Barclays Bank	(746)
(921)	Fox Factory Holding Corp	Goldman Sachs	(6,263)
1,518	Fox Factory Holding Corp	Goldman Sachs	10,322
(1,073)	Fox Factory Holding Corp	HSBC	(5,676)
3,604	Fox Factory Holding Corp	HSBC	8,073
(839)	Fox Factory Holding Corp	Morgan Stanley	(1,879)
1,539	Fox Factory Holding Corp	Morgan Stanley	3,447
(9,035)	Franchise Group Inc	Bank of America Merrill Lynch	(1,715)
(2,196)	Franchise Group Inc	Goldman Sachs	(329)
(7,778)	Franchise Group Inc	HSBC	78
(2,157)	Franchise Group Inc	Morgan Stanley	22
18,754	Franklin Covey Co	Goldman Sachs	(19,692)
12,886	Franklin Covey Co	HSBC	(18,814)
27,289	Franklin Covey Co	Morgan Stanley	12,280
7,806	Franklin Electric Co Inc	Goldman Sachs	(5,386)
39,376	Franklin Electric Co Inc	HSBC	45,162
18,428	Franklin Electric Co Inc	Morgan Stanley	3,133
4,751	Franklin Financial Services Corp	Bank of America Merrill Lynch	13,727
4,230	Franklin Financial Services Corp	Goldman Sachs	12,366

保有高	銘柄	取引相手	未実現評価益/ (損) (米ドル)
	米国(続き)		
5,924	Franklin Financial Services Corp	HSBC	24,391
1,126	Franklin Financial Services Corp	Morgan Stanley	2,894
(10,826)	Franklin Resources Inc	Bank of America Merrill Lynch	(9,960)
(3,888)	Franklin Resources Inc	Barclays Bank	(3,616)
(4,144)	Franklin Resources Inc	Goldman Sachs	51
(7,395)	Franklin Resources Inc	HSBC	(13,089)
3,351	Franklin Resources Inc	HSBC	5,931
(10,289)	Franklin Resources Inc	Morgan Stanley	(9,569)
46,371	Franklin Resources Inc	Morgan Stanley	43,125
46,502	Franklin Street Properties Corp (REIT)	Bank of America Merrill Lynch	(930)
117,629	Franklin Street Properties Corp (REIT)	HSBC	8,597
58,638	Franklin Street Properties Corp (REIT)	Morgan Stanley	(1,173)
(23,545)	Freeport-McMoRan Inc	HSBC	(87,116)
43,429	Freeport-McMoRan Inc	Morgan Stanley	68,618
(69,327)	FreightCar America Inc	Bank of America Merrill Lynch	(72,100)
1,375	Frequency Therapeutics Inc	Bank of America Merrill Lynch	5,913
4,614	Frequency Therapeutics Inc	Goldman Sachs	19,840
16,137	Frequency Therapeutics Inc	HSBC	42,325
7,599	Frequency Therapeutics Inc	Morgan Stanley	3,724
(5,855)	Freshpet Inc	Bank of America Merrill Lynch	(11,827)
863	Freshpet Inc	Bank of America Merrill Lynch	1,743
(1,177)	Freshpet Inc	Barclays Bank	4,637
4,493	Freshpet Inc	Goldman Sachs	9,076
5,034	Freshpet Inc	HSBC	(5,754)
(1,065)	Freshpet Inc	Morgan Stanley	4,196
9,295	Freshpet Inc	Morgan Stanley	(36,622)
(1,582)	frontdoor Inc	Barclays Bank	(1,914)
(5,799)	frontdoor Inc	Goldman Sachs	(1,566)
(22,312)	frontdoor Inc	Morgan Stanley	(26,997)
(2,603)	FRP Holdings Inc	Bank of America Merrill Lynch	(2,926)
(6,914)	FRP Holdings Inc	Goldman Sachs	(7,612)
(9,850)	FRP Holdings Inc	HSBC	(6,912)
(2,846)	FRP Holdings Inc	Morgan Stanley	(2,078)
11,258	FS Bancorp Inc	Bank of America Merrill Lynch	1,800
3,800	FS Bancorp Inc	Goldman Sachs	384
19,301	FS Bancorp Inc	HSBC	48,396
7,218	FS Bancorp Inc	Morgan Stanley	8,517
532	F-star Therapeutics Inc	Goldman Sachs	872
(2,331)	FTI Consulting Inc	Barclays Bank	(490)
(1,981)	FTI Consulting Inc	Goldman Sachs	(875)
(9,231)	FTI Consulting Inc	HSBC	(30,924)
(7,160)	FTI Consulting Inc	Morgan Stanley	(1,504)
13,721	fuboTV Inc	Bank of America Merrill Lynch	77,358
1,857	fuboTV Inc	HSBC	3,955
(72,478)	FuelCell Energy Inc	HSBC	(108,717)

保有高	銘柄	取引相手	未実現評価益/ (損) (米ドル)
	米国(続き)		
(2,858)	Fulgent Genetics Inc	Goldman Sachs	11,346
(3,342)	Fulgent Genetics Inc	HSBC	5,080
90,251	Fulton Financial Corp	Goldman Sachs	(31,588)
127,531	Fulton Financial Corp	HSBC	14,028
222,367	Fulton Financial Corp	Morgan Stanley	17,789
(48,357)	Funko Inc 'A'	HSBC	1,934
15,335	FutureFuel Corp	Morgan Stanley	(3,220)
(623)	FVCBankcorp Inc	Goldman Sachs	75
(38,623)	FVCBankcorp Inc	HSBC	30,738
(7,281)	G1 Therapeutics Inc	Goldman Sachs	(26,872)
(4,758)	G1 Therapeutics Inc	HSBC	(20,090)
(2,294)	G1 Therapeutics Inc	Morgan Stanley	(9,864)
(8,167)	Gaia Inc	Morgan Stanley	3,757
(45,538)	Galectin Therapeutics Inc	Goldman Sachs	5,465
(37,468)	Galectin Therapeutics Inc	HSBC	(2,517)
5,808	Galera Therapeutics Inc	Bank of America Merrill Lynch	4,356
7,434	Galera Therapeutics Inc	Goldman Sachs	5,576
10,961	Galera Therapeutics Inc	HSBC	8,091
2,628	Galera Therapeutics Inc	Morgan Stanley	1,945
(9,139)	GAMCO Investors Inc 'A'	Bank of America Merrill Lynch	(9,322)
(7,061)	GAMCO Investors Inc 'A'	HSBC	(9,472)
11,104	GameStop Corp 'A'	Goldman Sachs	78,616
2,635	GameStop Corp 'A'	HSBC	20,030
(31,295)	Gaming and Leisure Properties Inc (REIT)	Morgan Stanley	45,065
8,553	Gaming and Leisure Properties Inc (REIT)	Morgan Stanley	(12,316)
40,436	Gannett Co Inc	Bank of America Merrill Lynch	41,245
32,165	Gannett Co Inc	Morgan Stanley	(2,252)
(10,710)	Gap Inc	Bank of America Merrill Lynch	47,330
(1,070)	Gap Inc	Barclays Bank	5,511
(38,359)	Gap Inc	Goldman Sachs	124,467
2,137	Gartner Inc	Barclays Bank	(620)
1,160	Gartner Inc	HSBC	(4,095)
12,648	Gartner Inc	Morgan Stanley	(3,668)
33,263	Gatos Silver Inc	Bank of America Merrill Lynch	3,391
11,275	Gatos Silver Inc	HSBC	4,285
13,386	Gatos Silver Inc	Morgan Stanley	5,137
4,043	GATX Corp	HSBC	(8,935)
46,641	GATX Corp	Morgan Stanley	(103,077)
(13,086)	GCI Liberty Inc 'A'	Morgan Stanley	6,936
(75,188)	GCP Applied Technologies Inc	Morgan Stanley	5,263
(60,317)	Genasys Inc	Bank of America Merrill Lynch	(33,778)
(11,002)	Genasys Inc	Goldman Sachs	(6,161)
(34,965)	Genasys Inc	HSBC	(25,906)
(5,637)	Genasys Inc	Morgan Stanley	(3,382)
23,474	Gencor Industries Inc	Bank of America Merrill Lynch	(704)

保有高	銘柄	取引相手	未実現評価益/ (損) (米ドル)
	米国(続き)		
20,117	Gencor Industries Inc	Goldman Sachs	(604)
23,406	Gencor Industries Inc	HSBC	2,682
19,751	Gencor Industries Inc	Morgan Stanley	(1,580)
4,040	Generac Holdings Inc	Bank of America Merrill Lynch	7,347
112	Generac Holdings Inc	Barclays Bank	(485)
(723)	Generac Holdings Inc	Barclays Bank	3,131
1,890	Generac Holdings Inc	Goldman Sachs	3,988
187	Generac Holdings Inc	HSBC	272
(284)	Generac Holdings Inc	HSBC	1,488
15,522	Generac Holdings Inc	Morgan Stanley	(67,210)
(11,449)	General Electric Co	Bank of America Merrill Lynch	(6,984)
(13,029)	General Electric Co	Barclays Bank	(1,433)
(62,448)	General Electric Co	Goldman Sachs	(38,093)
(77,001)	General Electric Co	HSBC	(112,421)
(122,357)	General Electric Co	Morgan Stanley	(13,459)
(10,764)	General Finance Corp	Bank of America Merrill Lynch	(1,292)
(2,863)	General Finance Corp	Goldman Sachs	(344)
(2,974)	General Finance Corp	HSBC	(2,558)
5,973	General Mills Inc	Bank of America Merrill Lynch	(7,645)
34,895	General Mills Inc	Barclays Bank	(38,036)
7,313	General Mills Inc	Goldman Sachs	(9,361)
24,304	General Mills Inc	HSBC	38,158
12,210	General Mills Inc	Morgan Stanley	(13,309)
(64,917)	General Motors Co	Bank of America Merrill Lynch	(175,276)
(2,751)	General Motors Co	Barclays Bank	4,331
(22,879)	General Motors Co	HSBC	(134,300)
10,468	Generation Bio Co	Goldman Sachs	87,303
4,844	Generation Bio Co	HSBC	51,528
3,790	Generation Bio Co	Morgan Stanley	23,233
13,782	Genesco Inc	HSBC	(26,737)
(73,654)	Genie Energy Ltd 'B' Bank of America	Merrill Lynch	16,204
(18,827)	Genie Energy Ltd 'B'	Goldman Sachs	4,142
(15,869)	Genie Energy Ltd 'B'	HSBC	5,799
(13,576)	Genie Energy Ltd 'B'	Morgan Stanley	2,444
(10,582)	GenMark Diagnostics Inc	Bank of America Merrill Lynch	3,492
(5,651)	GenMark Diagnostics Inc	HSBC	226
(6,605)	GenMark Diagnostics Inc	Morgan Stanley	264
9,118	Gentex Corp	Bank of America Merrill Lynch	(137)
(13,301)	Gentex Corp	Barclays Bank	(5,852)
2,308	Gentex Corp	Barclays Bank	(605)
(24,294)	Gentex Corp	Goldman Sachs	364
(17,291)	Gentex Corp	HSBC	(28,530)
(17,986)	Gentex Corp	Morgan Stanley	(7,914)
(10,191)	Gentherm Inc	Bank of America Merrill Lynch	(40,254)
(7,516)	Gentherm Inc	Goldman Sachs	(29,688)

保有高	銘柄	取引相手	未実現評価益/ (損) (米ドル)
	米国(続き)		
(19,943)	Gentherm Inc	HSBC	(144,587)
(40,654)	Gentherm Inc	Morgan Stanley	(76,836)
6,097	Genuine Parts Co	Barclays Bank	793
5,075	Genuine Parts Co	Goldman Sachs	(10,560)
6,210	Genuine Parts Co	HSBC	(7,700)
9,315	Genuine Parts Co	Morgan Stanley	1,211
(6,970)	Genworth Financial Inc 'A'	Goldman Sachs	488
(83,268)	Genworth Financial Inc 'A'	Morgan Stanley	833
(11,300)	GEO Group Inc (REIT)	Bank of America Merrill Lynch	(3,842)
(53,975)	GEO Group Inc (REIT)	Goldman Sachs	(18,352)
(33,524)	GEO Group Inc (REIT)	HSBC	(24,817)
(66,259)	GEO Group Inc (REIT)	Morgan Stanley	(24,516)
(12,536)	Geospace Technologies Corp	Bank of America Merrill Lynch	(9,653)
(16,314)	Geospace Technologies Corp	Goldman Sachs	(12,562)
(12,825)	Geospace Technologies Corp	HSBC	(128)
(7,864)	Geospace Technologies Corp	Morgan Stanley	(79)
(6,315)	German American Bancorp Inc	Bank of America Merrill Lynch	8,273
(31,548)	German American Bancorp Inc	Goldman Sachs	41,328
(54,786)	German American Bancorp Inc	HSBC	584
(50,731)	German American Bancorp Inc	Morgan Stanley	11,161
(109,105)	Geron Corp	Bank of America Merrill Lynch	16,366
(216,507)	Geron Corp	Goldman Sachs	32,476
(195,557)	Geron Corp	HSBC	3,911
(10,039)	Geron Corp	Morgan Stanley	201
2,846	Getty Realty Corp (REIT)	Bank of America Merrill Lynch	(2,096)
51,677	Getty Realty Corp (REIT)	Goldman Sachs	(37,377)
1,130	Getty Realty Corp (REIT)	HSBC	(617)
26,222	Getty Realty Corp (REIT)	Morgan Stanley	(4,458)
2,690	Gibraltar Industries Inc	Bank of America Merrill Lynch	2,825
14,550	Gibraltar Industries Inc	Goldman Sachs	15,278
6,641	Gibraltar Industries Inc	HSBC	(1,859)
25,712	Gibraltar Industries Inc	Morgan Stanley	(7,199)
21,414	G-III Apparel Group Ltd	Goldman Sachs	67,240
11,143	G-III Apparel Group Ltd	HSBC	19,800
8,295	Gilead Sciences Inc	Bank of America Merrill Lynch	(10,617)
10,776	Gilead Sciences Inc	Barclays Bank	(862)
3,276	Gilead Sciences Inc	Goldman Sachs	(3,639)
406	Gilead Sciences Inc	HSBC	(387)
22,297	Gilead Sciences Inc	Morgan Stanley	(1,784)
(2,389)	Glacier Bancorp Inc	Bank of America Merrill Lynch	3,969
(26,139)	Glacier Bancorp Inc	Goldman Sachs	53,178
(6,260)	Glacier Bancorp Inc	HSBC	(1,189)
(13,555)	Glacier Bancorp Inc	Morgan Stanley	(2,575)
27,971	Gladstone Commercial Corp (REIT)	Bank of America Merrill Lynch	559
22,085	Gladstone Commercial Corp (REIT)	Goldman Sachs	442

保有高	銘柄	取引相手	未実現評価益/ (損) (米ドル)
	米国(続き)		
24,621	Gladstone Commercial Corp (REIT)	HSBC	3,790
21,074	Gladstone Commercial Corp (REIT)	Morgan Stanley	-
25,778	Gladstone Land Corp (REIT)	Bank of America Merrill Lynch	(1,031)
33,537	Gladstone Land Corp (REIT)	Goldman Sachs	(1,341)
29,715	Gladstone Land Corp (REIT)	HSBC	1,202
31,865	Gladstone Land Corp (REIT)	Morgan Stanley	(4,780)
(47,192)	Glatfelter Corp	Bank of America Merrill Lynch	(28,517)
(48,438)	Glatfelter Corp	Goldman Sachs	(30,295)
(74,649)	Glatfelter Corp	HSBC	(143,754)
(20,803)	Glatfelter Corp	Morgan Stanley	(9,777)
(654)	Glaukos Corp	HSBC	(1,503)
(10,340)	Glaukos Corp	Morgan Stanley	(15,045)
(2,881)	Global Blood Therapeutics Inc	Barclays Bank	(3,111)
(4,855)	Global Blood Therapeutics Inc	Goldman Sachs	(8,302)
(2,003)	Global Blood Therapeutics Inc	HSBC	(3,641)
(12,873)	Global Blood Therapeutics Inc	Morgan Stanley	(13,903)
11,329	Global Indemnity Group LLC 'A'	Goldman Sachs	(4,192)
14,791	Global Indemnity Group LLC 'A'	HSBC	(4,900)
7,041	Global Indemnity Group LLC 'A'	Morgan Stanley	(4,225)
(24,960)	Global Medical Inc (REIT)	Bank of America Merrill Lynch	21,216
(60,055)	Global Medical Inc (REIT)	Goldman Sachs	51,047
(49,993)	Global Medical Inc (REIT)	HSBC	(1,608)
(20,396)	Global Medical Inc (REIT)	Morgan Stanley	8,362
(222)	Global Payments Inc	Bank of America Merrill Lynch	(392)
(258)	Global Payments Inc	Goldman Sachs	(1,324)
850	Global Payments Inc	HSBC	5,715
(7,319)	Global Payments Inc	Morgan Stanley	(21,371)
2,264	Global Payments Inc	Morgan Stanley	6,611
27,685	Global Water Resources Inc	Bank of America Merrill Lynch	17,442
28,311	Global Water Resources Inc	Goldman Sachs	17,836
25,321	Global Water Resources Inc	HSBC	11,240
32,343	Global Water Resources Inc	Morgan Stanley	13,261
213	Globe Life Inc	Bank of America Merrill Lynch	183
703	Globe Life Inc	Barclays Bank	344
(718)	Globe Life Inc	Barclays Bank	(352)
(1,518)	Globe Life Inc	HSBC	(5,541)
14,296	Globe Life Inc	Morgan Stanley	7,005
(10,753)	Globe Life Inc	Morgan Stanley	(5,269)
6,295	Globus Medical Inc 'A'	Bank of America Merrill Lynch	21,844
3,191	Globus Medical Inc 'A'	Barclays Bank	4,882
5,293	Globus Medical Inc 'A'	Goldman Sachs	18,367
4,947	Globus Medical Inc 'A'	HSBC	9,597
21,430	Globus Medical Inc 'A'	Morgan Stanley	32,788
(11,739)	Glu Mobile Inc	Goldman Sachs	(13,617)
(17,142)	Glu Mobile Inc	HSBC	(25,644)

保有高	銘柄	取引相手	未実現評価益/ (損) (米ドル)
	米国(続き)		
(26,025)	GlycoMimetics Inc	Bank of America Merrill Lynch	7,729
(7,199)	GlycoMimetics Inc	Goldman Sachs	1,080
(54,604)	GlycoMimetics Inc	HSBC	(26,102)
(9,688)	GMS Inc	Bank of America Merrill Lynch	22,767
(16,431)	GMS Inc	Goldman Sachs	38,613
(31,478)	GMS Inc	HSBC	7,819
(6,512)	GMS Inc	Morgan Stanley	7,098
794	GoDaddy Inc 'A'	Bank of America Merrill Lynch	3,811
9,631	GoDaddy Inc 'A'	Barclays Bank	18,492
7,675	GoDaddy Inc 'A'	Morgan Stanley	14,736
(23,246)	Gogo Inc	HSBC	(18,829)
(10,939)	GoHealth Inc 'A'	Bank of America Merrill Lynch	1,203
(1,464)	GoHealth Inc 'A'	Goldman Sachs	161
5,785	GoHealth Inc 'A'	Goldman Sachs	(636)
9,703	GoHealth Inc 'A'	Morgan Stanley	(485)
49,566	Gold Resource Corp	Bank of America Merrill Lynch	(4,957)
54,728	Gold Resource Corp	Goldman Sachs	(5,473)
90,961	Gold Resource Corp	HSBC	481
91,293	Gold Resource Corp	Morgan Stanley	2,739
2,600	Golden Entertainment Inc	Bank of America Merrill Lynch	2,444
29,041	Golden Entertainment Inc	HSBC	18,128
9,901	Golden Entertainment Inc	Morgan Stanley	5,644
(3,182)	Goldman Sachs Group Inc	Bank of America Merrill Lynch	(37,198)
(10,066)	Goldman Sachs Group Inc	Barclays Bank	(44,109)
(6,331)	Goldman Sachs Group Inc	Morgan Stanley	(33,174)
10,370	Goodrich Petroleum Corp	Bank of America Merrill Lynch	(8,296)
7,786	Goodrich Petroleum Corp	Goldman Sachs	(6,229)
13,631	Goodrich Petroleum Corp	Morgan Stanley	1,363
2,123	GoodRx Holdings Inc 'A'	Bank of America Merrill Lynch	(12,476)
5,193	GoodRx Holdings Inc 'A'	Barclays Bank	(10,178)
1,918	GoodRx Holdings Inc 'A'	Goldman Sachs	(8,794)
4,396	GoodRx Holdings Inc 'A'	HSBC	(66,819)
4,610	GoodRx Holdings Inc 'A'	Morgan Stanley	(9,036)
29,942	Goodyear Tire & Rubber Co	Bank of America Merrill Lynch	10,180
34,075	Goodyear Tire & Rubber Co	Goldman Sachs	11,586
20,196	Goodyear Tire & Rubber Co	HSBC	18,825
182,616	Goodyear Tire & Rubber Co	Morgan Stanley	17,361
(1,681)	Goosehead Insurance Inc 'A'	Bank of America Merrill Lynch	4,236
(2,347)	Goosehead Insurance Inc 'A'	Barclays Bank	3,802
(2,228)	Goosehead Insurance Inc 'A'	Goldman Sachs	5,615
(5,097)	Goosehead Insurance Inc 'A'	Morgan Stanley	8,257
(98,927)	GoPro Inc 'A'	HSBC	(55,399)
(41,183)	Gorman-Rupp Co	Bank of America Merrill Lynch	41,877
(31,441)	Gorman-Rupp Co	Goldman Sachs	32,653
(20,911)	Gorman-Rupp Co	HSBC	13,465

保有高	銘柄	取引相手	未実現評価益/ (損) (米ドル)
	米国(続き)		
(12,186)	Gorman-Rupp Co	Morgan Stanley	4,143
14,255	Gossamer Bio Inc	Bank of America Merrill Lynch	(3,849)
10,265	Gossamer Bio Inc	Goldman Sachs	(2,772)
15,704	Gossamer Bio Inc	HSBC	(1,835)
27,639	Gossamer Bio Inc	Morgan Stanley	2,764
(61,304)	GP Strategies Corp	Bank of America Merrill Lynch	52,108
8,154	Graco Inc	Bank of America Merrill Lynch	(9,540)
11,892	Graco Inc	Barclays Bank	(8,443)
4,138	Graco Inc	Goldman Sachs	(4,841)
23,372	Graco Inc	HSBC	30,617
30,784	Graco Inc	Morgan Stanley	(22,070)
20,562	GrafTech International Ltd	Bank of America Merrill Lynch	(6,374)
12,678	GrafTech International Ltd	Barclays Bank	1,394
4,396	GrafTech International Ltd	HSBC	2,198
19,430	GrafTech International Ltd	Morgan Stanley	2,137
2,414	Graham Corp	Bank of America Merrill Lynch	(193)
10,986	Graham Corp	Goldman Sachs	(879)
14,428	Graham Corp	HSBC	17,214
15,481	Graham Corp	Morgan Stanley	6,038
862	Graham Holdings Co ' B '	HSBC	23,731
(1,009)	Graham Holdings Co ' B '	Morgan Stanley	3,804
(5,794)	Grand Canyon Education Inc	Bank of America Merrill Lynch	(835)
(2,460)	Grand Canyon Education Inc	Barclays Bank	1,851
(1,551)	Grand Canyon Education Inc	Goldman Sachs	(807)
(10,754)	Grand Canyon Education Inc	Morgan Stanley	12,582
9,759	Granite Construction Inc	Bank of America Merrill Lynch	17,078
2,854	Granite Construction Inc	Goldman Sachs	4,995
36,300	Granite Construction Inc	HSBC	141,914
(12,975)	Granite Point Mortgage Trust Inc (REIT)	Goldman Sachs	(7,601)
(43,606)	Granite Point Mortgage Trust Inc (REIT)	HSBC	(63,229)
17,836	Graphic Packaging Holding Co	Bank of America Merrill Lynch	8,383
(17,640)	Graphic Packaging Holding Co	Barclays Bank	1,411
58,418	Graphic Packaging Holding Co	HSBC	59,002
(21,675)	Graphic Packaging Holding Co	HSBC	(21,892)
47,395	Graphic Packaging Holding Co	Morgan Stanley	(3,792)
(6,359)	Gray Television Inc	Bank of America Merrill Lynch	(3,752)
(89,268)	Gray Television Inc	Goldman Sachs	(52,668)
(20,495)	Gray Television Inc	HSBC	(5,534)
(2,454)	Great Lakes Dredge & Dock Corp	Bank of America Merrill Lynch	(172)
(68,431)	Great Lakes Dredge & Dock Corp	Goldman Sachs	(4,790)
(74,592)	Great Lakes Dredge & Dock Corp	HSBC	(27,403)
(24,263)	Great Lakes Dredge & Dock Corp	Morgan Stanley	(4,610)
(20,723)	Great Southern Bancorp Inc	Bank of America Merrill Lynch	(6,364)
(20,312)	Great Southern Bancorp Inc	Goldman Sachs	(6,027)
(23,557)	Great Southern Bancorp Inc	HSBC	(29,980)

保有高	銘柄	取引相手	未実現評価益/ (損) (米ドル)
	米国(続き)		
(4,367)	Great Southern Bancorp Inc	Morgan Stanley	(1,223)
(38,248)	Great Western Bancorp Inc	HSBC	(17,495)
(20,653)	Great Western Bancorp Inc	Morgan Stanley	(8,055)
10,965	Green Brick Partners Inc	Goldman Sachs	(7,456)
31,615	Green Brick Partners Inc	Morgan Stanley	(79,354)
(6,842)	Green Dot Corp 'A'	Bank of America Merrill Lynch	(6,774)
(1,501)	Green Dot Corp 'A'	Barclays Bank	3,737
(3,084)	Green Dot Corp 'A'	Goldman Sachs	(404)
(10,112)	Green Dot Corp 'A'	HSBC	13,018
(3,898)	Green Dot Corp 'A'	Morgan Stanley	9,706
15,772	Green Plains Inc	Goldman Sachs	(20,819)
20,852	Green Plains Inc	HSBC	(15,277)
17,802	Green Plains Inc	Morgan Stanley	(14,242)
15,559	Greenbrier Cos Inc	HSBC	47,482
20,919	Greenbrier Cos Inc	Morgan Stanley	418
(1,070)	Greene County Bancorp Inc	Bank of America Merrill Lynch	171
(3,747)	Greene County Bancorp Inc	HSBC	(2,811)
(915)	Greene County Bancorp Inc	Morgan Stanley	(705)
(5,180)	Greenhill & Co Inc	Bank of America Merrill Lynch	(7,045)
(5,607)	Greenhill & Co Inc	Goldman Sachs	(7,626)
(15,105)	Greenhill & Co Inc	HSBC	(29,304)
(12,830)	Greenhill & Co Inc	Morgan Stanley	(12,189)
(29,323)	Greenlane Holdings Inc 'A'	Bank of America Merrill Lynch	(29,616)
(6,159)	Greenlane Holdings Inc 'A'	Goldman Sachs	(6,221)
(8,861)	Greenlane Holdings Inc 'A'	HSBC	(10,013)
(8,690)	Greenlane Holdings Inc 'A'	Morgan Stanley	(9,820)
8,031	GreenSky Inc 'A'	Bank of America Merrill Lynch	6,264
(6,104)	GreenSky Inc 'A'	Bank of America Merrill Lynch	(4,761)
(38,042)	GreenSky Inc 'A'	HSBC	(3,804)
1,514	Greif Inc 'A'	Bank of America Merrill Lynch	1,485
10,329	Greif Inc 'A'	Goldman Sachs	19,526
10,164	Greif Inc 'A'	HSBC	1,466
14,886	Greif Inc 'A'	Morgan Stanley	1,637
(7,560)	Greif Inc 'B'	Bank of America Merrill Lynch	(2,495)
(4,362)	Greif Inc 'B'	Goldman Sachs	33
(5,677)	Greif Inc 'B'	HSBC	3,164
(2,018)	Greif Inc 'B'	Morgan Stanley	2,845
12,313	Grid Dynamics Holdings Inc	Bank of America Merrill Lynch	22,225
24,224	Grid Dynamics Holdings Inc	Goldman Sachs	43,724
33,480	Grid Dynamics Holdings Inc	HSBC	32,717
17,360	Grid Dynamics Holdings Inc	Morgan Stanley	9,461
(8,092)	Griffin Industrial Realty Inc	Bank of America Merrill Lynch	(103,254)
(9,421)	Griffin Industrial Realty Inc	Goldman Sachs	(120,212)
(2,308)	Griffin Industrial Realty Inc	HSBC	(23,395)
(1,637)	Griffin Industrial Realty Inc	Morgan Stanley	(9,495)

保有高	銘柄	取引相手	未実現評価益/ (損) (米ドル)
	米国(続き)		
(11,146)	Griffon Corp	Bank of America Merrill Lynch	(18,279)
(5,335)	Griffon Corp	Goldman Sachs	(8,749)
(1,773)	Griffon Corp	HSBC	195
(7,852)	Griffon Corp	Morgan Stanley	864
6,561	Gritstone Oncology Inc	HSBC	3,346
16,589	Gritstone Oncology Inc	Morgan Stanley	498
(4,872)	Grocery Outlet Holding Corp	Bank of America Merrill Lynch	(3,142)
(3,937)	Grocery Outlet Holding Corp	Barclays Bank	2,047
(14,120)	Grocery Outlet Holding Corp	Goldman Sachs	(9,107)
(4,169)	Grocery Outlet Holding Corp	HSBC	13,633
(12,408)	Grocery Outlet Holding Corp	Morgan Stanley	6,452
(1,042)	Group 1 Automotive Inc	Bank of America Merrill Lynch	1,157
(1,249)	Group 1 Automotive Inc	Goldman Sachs	1,386
(423)	Group 1 Automotive Inc	HSBC	2,107
(3,933)	Group 1 Automotive Inc	Morgan Stanley	19,586
(1,390)	Groupon Inc	Bank of America Merrill Lynch	(9,216)
(2,391)	Groupon Inc	Goldman Sachs	(15,852)
(4,240)	Groupon Inc	HSBC	(23,294)
(8,446)	Groupon Inc	Morgan Stanley	(18,666)
(12,387)	GrowGeneration Corp	HSBC	(39,515)
13,753	GSI Technology Inc	Goldman Sachs	7,014
32,880	GSI Technology Inc	Morgan Stanley	38,141
10,519	GTT Communications Inc	Goldman Sachs	(842)
46,224	GTT Communications Inc	HSBC	5,727
27,917	GTX Inc*	Bank of America Merrill Lynch	57,230
7,571	GTX Inc*	Goldman Sachs	15,521
59	GTX Inc*	Morgan Stanley	121
(4,708)	GTY Technology Holdings Inc	Goldman Sachs	(1,695)
(23,654)	GTY Technology Holdings Inc	HSBC	-
(15,497)	GTY Technology Holdings Inc	Morgan Stanley	-
(38,298)	Guaranty Bancshares Inc	Bank of America Merrill Lynch	7,699
(14,256)	Guaranty Bancshares Inc	Goldman Sachs	2,901
(17,913)	Guaranty Bancshares Inc	HSBC	(5,870)
(9,770)	Guaranty Bancshares Inc	Morgan Stanley	(1,954)
1,994	Guardant Health Inc	Bank of America Merrill Lynch	29,033
(237)	Guardant Health Inc	Goldman Sachs	(3,451)
(526)	Guardant Health Inc	HSBC	(3,245)
(5,435)	Guardant Health Inc	Morgan Stanley	(26,034)
14,226	Guess? Inc	Morgan Stanley	(13,372)
(5,234)	Guidewire Software Inc	HSBC	(80,028)
(12,778)	Guidewire Software Inc	Morgan Stanley	(73,985)
(113,111)	Guild Holdings Co 'A'	HSBC	(25,924)
(32,922)	Gulf Island Fabrication Inc	Goldman Sachs	(8,889)
(16,100)	Gulf Island Fabrication Inc	Morgan Stanley	(2,737)
(22,096)	GWG Holdings Inc	Morgan Stanley	(442)

保有高	銘柄	取引相手	未実現評価益/ (損) (米ドル)
	米国(続き)		
18,540	H&E Equipment Services Inc	Goldman Sachs	8,343
22,211	H&E Equipment Services Inc	HSBC	7,959
10,038	H&E Equipment Services Inc	Morgan Stanley	(10,941)
(4,395)	H&R Block Inc	Bank of America Merrill Lynch	695
(14,468)	H&R Block Inc	Barclays Bank	(9,549)
15,357	H&R Block Inc	Goldman Sachs	21,039
13,794	H&R Block Inc	Morgan Stanley	9,104
6,560	Hackett Group Inc	Bank of America Merrill Lynch	(5,445)
40,105	Hackett Group Inc	Goldman Sachs	(33,287)
62,407	Hackett Group Inc	Morgan Stanley	(23,715)
237	Haemonetics Corp	Barclays Bank	(1,100)
(3,658)	Haemonetics Corp	Barclays Bank	16,973
1,704	Haemonetics Corp	Goldman Sachs	7,651
3,442	Haemonetics Corp	Morgan Stanley	(15,971)
(367)	Haemonetics Corp	Morgan Stanley	1,703
(1,355)	Hain Celestial Group Inc	Barclays Bank	(352)
(2,127)	Hain Celestial Group Inc	Goldman Sachs	(804)
(932)	Hain Celestial Group Inc	HSBC	(6,394)
(44,041)	Hain Celestial Group Inc	Morgan Stanley	(11,451)
21,314	Hallador Energy Co	Goldman Sachs	5,207
22,215	Hallador Energy Co	HSBC	3,808
14,766	Hallador Energy Co	Morgan Stanley	1,682
(24,112)	Halliburton Co	Barclays Bank	(3,376)
(26,864)	Halliburton Co	Goldman Sachs	(53,728)
(29,030)	Halliburton Co	HSBC	(89,412)
(14,213)	Halliburton Co	Morgan Stanley	(1,990)
28,322	Halliburton Co	Morgan Stanley	3,965
16,226	Hallmark Financial Services Inc	Bank of America Merrill Lynch	(6,328)
6,164	Hallmark Financial Services Inc	Goldman Sachs	(2,404)
9,773	Hallmark Financial Services Inc	HSBC	3,127
26,806	Hallmark Financial Services Inc	Morgan Stanley	268
(7,463)	Halozyne Therapeutics Inc	Bank of America Merrill Lynch	672
(2,404)	Halozyne Therapeutics Inc	Barclays Bank	3,053
(2,935)	Halozyne Therapeutics Inc	Goldman Sachs	264
(5,886)	Halozyne Therapeutics Inc	HSBC	(8,123)
22,650	Halozyne Therapeutics Inc	HSBC	(14,023)
(5,576)	Halozyne Therapeutics Inc	Morgan Stanley	7,082
2,692	Halozyne Therapeutics Inc	Morgan Stanley	(3,419)
(26,003)	Hamilton Beach Brands Holding Co 'A'	Bank of America Merrill Lynch	(12,741)
(3,659)	Hamilton Beach Brands Holding Co 'A'	Goldman Sachs	(1,793)
(5,227)	Hamilton Beach Brands Holding Co 'A'	HSBC	3,711
(2,000)	Hamilton Beach Brands Holding Co 'A'	Morgan Stanley	720
9,464	Hamilton Lane Inc 'A'	Goldman Sachs	(48,929)
32,264	Hamilton Lane Inc 'A'	HSBC	(10,563)
(20,086)	Hancock Whitney Corp	Bank of America Merrill Lynch	(7,131)

保有高	銘柄	取引相手	未実現評価益/ (損) (米ドル)
	米国(続き)		
(1,390)	Hancock Whitney Corp	Goldman Sachs	(493)
(37,256)	Hancock Whitney Corp	HSBC	(73,023)
(21,747)	Hancock Whitney Corp	Morgan Stanley	(9,569)
(19,301)	Hanesbrands Inc	Barclays Bank	(4,439)
(74,222)	Hanesbrands Inc	Morgan Stanley	(17,071)
(14,567)	Hanger Inc	Bank of America Merrill Lynch	(30,445)
(21,597)	Hanger Inc	Goldman Sachs	(45,138)
(28,089)	Hanger Inc	HSBC	(40,468)
(10,353)	Hanger Inc	Morgan Stanley	(6,937)
(8,123)	Hanmi Financial Corp	Bank of America Merrill Lynch	1,462
(26,308)	Hanmi Financial Corp	Goldman Sachs	4,735
(25,207)	Hanmi Financial Corp	HSBC	(1,764)
(18,289)	Hanmi Financial Corp	Morgan Stanley	(1,280)
(5,246)	Hannon Armstrong Sustainable Infrastructure Capital Inc (REIT)	Barclays Bank	(7,489)
(17,532)	Hannon Armstrong Sustainable Infrastructure Capital Inc (REIT)	Goldman Sachs	(38,217)
(14,737)	Hannon Armstrong Sustainable Infrastructure Capital Inc (REIT)	HSBC	(112,885)
(2,393)	Hannon Armstrong Sustainable Infrastructure Capital Inc (REIT)	Morgan Stanley	(5,600)
9,108	Hanover Insurance Group Inc	Bank of America Merrill Lynch	(20,311)
7,204	Hanover Insurance Group Inc	Barclays Bank	(5,043)
9,437	Hanover Insurance Group Inc	Goldman Sachs	(21,044)
6,711	Hanover Insurance Group Inc	HSBC	41,944
22,308	Hanover Insurance Group Inc	Morgan Stanley	(15,616)
(161,120)	HarborOne Bancorp Inc	Bank of America Merrill Lynch	14,493
(102,675)	HarborOne Bancorp Inc	Goldman Sachs	9,354
(50,631)	HarborOne Bancorp Inc	HSBC	(5,639)
(60,488)	HarborOne Bancorp Inc	Morgan Stanley	1,815
(7,320)	Harley-Davidson Inc	HSBC	(54,314)
35,701	Harley-Davidson Inc	Morgan Stanley	27,847
(32,942)	Harmonic Inc	Goldman Sachs	(11,200)
(106,425)	Harmonic Inc	Morgan Stanley	(12,771)
19,465	Harpoon Therapeutics Inc	HSBC	(5,421)
13,163	Harpoon Therapeutics Inc	Morgan Stanley	3,554
(12,309)	Harrow Health Inc	Bank of America Merrill Lynch	11,940
(43,082)	Harrow Health Inc	HSBC	(4,850)
(22,663)	Harsco Corp	Goldman Sachs	(33,541)
(22,325)	Harsco Corp	HSBC	(53,807)
(10,604)	Harsco Corp	Morgan Stanley	1,379
(5,680)	Hartford Financial Services Group Inc	Bank of America Merrill Lynch	8,066
(12,231)	Hartford Financial Services Group Inc	Barclays Bank	22,734
(21,597)	Hartford Financial Services Group Inc	Goldman Sachs	30,668
(2,636)	Hartford Financial Services Group Inc	HSBC	(132)
(12,182)	Hartford Financial Services Group Inc	Morgan Stanley	17,298
(31,384)	Harvard Bioscience Inc	Bank of America Merrill Lynch	9,101

保有高	銘柄	取引相手	未実現評価益/ (損) (米ドル)
	米国(続き)		
(66,304)	Harvard Bioscience Inc	Goldman Sachs	18,977
(17,092)	Harvard Bioscience Inc	HSBC	(513)
(828)	Hasbro Inc	Bank of America Merrill Lynch	(290)
1,136	Hasbro Inc	Bank of America Merrill Lynch	398
1,212	Hasbro Inc	Barclays Bank	(1,673)
(257)	Hasbro Inc	Goldman Sachs	(90)
405	Hasbro Inc	HSBC	(285)
(5,147)	Hasbro Inc	Morgan Stanley	7,103
38,439	Haverty Furniture Cos Inc	Morgan Stanley	(30,367)
(39,894)	Hawaiian Electric Industries Inc	Bank of America Merrill Lynch	71,165
(5,041)	Hawaiian Electric Industries Inc	Barclays Bank	655
(14,842)	Hawaiian Electric Industries Inc	Goldman Sachs	26,436
(6,333)	Hawaiian Electric Industries Inc	HSBC	(5,066)
(22,130)	Hawaiian Electric Industries Inc	Morgan Stanley	2,877
(12,281)	Hawaiian Holdings Inc	HSBC	9,579
(22,025)	Hawaiian Holdings Inc	Morgan Stanley	2,643
(4,432)	Hawkins Inc	Bank of America Merrill Lynch	13,562
(6,606)	Hawkins Inc	Goldman Sachs	20,214
(7,562)	Hawkins Inc	HSBC	687
(7,425)	Hawkins Inc	Morgan Stanley	6,237
(1,193)	Hawthorn Bancshares Inc	Bank of America Merrill Lynch	(1,074)
(7,551)	Hawthorn Bancshares Inc	Goldman Sachs	(6,796)
(2,922)	Hawthorn Bancshares Inc	HSBC	(2,250)
(14,756)	Hawthorn Bancshares Inc	Morgan Stanley	(21,839)
(33,738)	Haynes International Inc	Bank of America Merrill Lynch	13,833
(33,820)	Haynes International Inc	Goldman Sachs	13,866
(36,307)	Haynes International Inc	HSBC	(19,572)
(1,046)	Haynes International Inc	Morgan Stanley	607
6,659	HB Fuller Co	Bank of America Merrill Lynch	(466)
26,513	HB Fuller Co	Goldman Sachs	(1,856)
57,222	HB Fuller Co	HSBC	86,784
25,915	HB Fuller Co	Morgan Stanley	(2,073)
6,959	HBT Financial Inc	Bank of America Merrill Lynch	2,345
35,786	HBT Financial Inc	Goldman Sachs	3,042
73,336	HBT Financial Inc	HSBC	32,333
57,458	HBT Financial Inc	Morgan Stanley	28,805
(91,825)	HC2 Holdings Inc	HSBC	(80,806)
(21,083)	HC2 Holdings Inc	Morgan Stanley	(18,553)
(81,851)	HC2 Holdings Inc (Rights)	HSBC	(48,284)
(21,083)	HC2 Holdings Inc (Rights)	Morgan Stanley	(12,437)
(1,171)	HCA Healthcare Inc	Barclays Bank	(2,494)
(837)	HCA Healthcare Inc	Goldman Sachs	243
526	HCA Healthcare Inc	HSBC	2,214
(2,324)	HCA Healthcare Inc	HSBC	(9,784)
3,554	HCA Healthcare Inc	Morgan Stanley	7,570

保有高	銘柄	取引相手	未実現評価益/ (損) (米ドル)
	米国(続き)		
6,308	HCI Group Inc	Goldman Sachs	(4,226)
12,609	HCI Group Inc	HSBC	7,915
28,350	HCI Group Inc	Morgan Stanley	(10,773)
(1,095)	Health Catalyst Inc	HSBC	(153)
(6,727)	Health Catalyst Inc	Morgan Stanley	(6,525)
(10,864)	Healthcare Realty Trust Inc (REIT)	Bank of America Merrill Lynch	18,457
(11,560)	Healthcare Realty Trust Inc (REIT)	Barclays Bank	1,272
(43,221)	Healthcare Realty Trust Inc (REIT)	Goldman Sachs	89,373
(39,729)	Healthcare Realty Trust Inc (REIT)	HSBC	22,514
(157,547)	Healthcare Realty Trust Inc (REIT)	Morgan Stanley	17,330
4,774	Healthcare Services Group Inc	Bank of America Merrill Lynch	2,673
(15,012)	Healthcare Services Group Inc	Goldman Sachs	(8,407)
5,955	Healthcare Services Group Inc	Goldman Sachs	2,720
3,311	Healthcare Services Group Inc	HSBC	(728)
(5,401)	Healthcare Services Group Inc	Morgan Stanley	(3,268)
6,974	Healthcare Services Group Inc	Morgan Stanley	4,219
(2,711)	Healthcare Trust of America Inc 'A' (REIT)	Bank of America Merrill Lynch	4,649
(22,833)	Healthcare Trust of America Inc 'A' (REIT)	Barclays Bank	4,681
(1,291)	Healthcare Trust of America Inc 'A' (REIT)	Goldman Sachs	2,214
(20,918)	Healthcare Trust of America Inc 'A' (REIT)	HSBC	4,497
(55,037)	Healthcare Trust of America Inc 'A' (REIT)	Morgan Stanley	11,283
2,674	HealthEquity Inc	Bank of America Merrill Lynch	10,469
5,183	HealthEquity Inc	Barclays Bank	5,520
(657)	HealthEquity Inc	Goldman Sachs	(2,572)
2,869	HealthEquity Inc	Goldman Sachs	11,232
(990)	HealthEquity Inc	HSBC	(7,430)
4,105	HealthEquity Inc	HSBC	30,808
(2,126)	HealthEquity Inc	Morgan Stanley	(2,264)
8,782	HealthEquity Inc	Morgan Stanley	9,352
(6,649)	Healthpeak Properties Inc (REIT)	Bank of America Merrill Lynch	4,104
28,863	Healthpeak Properties Inc (REIT)	Barclays Bank	(19,050)
(9,331)	Healthpeak Properties Inc (REIT)	Barclays Bank	7,643
38,866	Healthpeak Properties Inc (REIT)	Goldman Sachs	(34,202)
(12,265)	Healthpeak Properties Inc (REIT)	Goldman Sachs	9,027
43,129	Healthpeak Properties Inc (REIT)	HSBC	31,915
26,599	Healthpeak Properties Inc (REIT)	Morgan Stanley	(17,555)
(36,517)	Healthpeak Properties Inc (REIT)	Morgan Stanley	24,101
47,829	HealthStream Inc	Bank of America Merrill Lynch	6,218
42,065	HealthStream Inc	Goldman Sachs	4,730
47,422	HealthStream Inc	HSBC	1,381
21,408	HealthStream Inc	Morgan Stanley	(856)
37,204	Heartland Express Inc	Goldman Sachs	(27,903)

保有高	銘柄	取引相手	未実現評価益/ (損) (米ドル)
	米国(続き)		
50,447	Heartland Express Inc	HSBC	(13,319)
52,435	Heartland Express Inc	Morgan Stanley	(8,914)
36,806	Heartland Financial USA Inc	Bank of America Merrill Lynch	2,760
41,233	Heartland Financial USA Inc	Goldman Sachs	3,092
43,240	Heartland Financial USA Inc	HSBC	88,144
21,060	Heartland Financial USA Inc	Morgan Stanley	9,582
(26,075)	Hecla Mining Co	Bank of America Merrill Lynch	8,257
(14,778)	Hecla Mining Co	HSBC	1,626
(183,529)	Hecla Mining Co	Morgan Stanley	20,188
14,189	HEICO Corp	Bank of America Merrill Lynch	(128,223)
1,762	HEICO Corp	Barclays Bank	(4,652)
16,411	HEICO Corp	Morgan Stanley	(44,054)
9,894	HEICO Corp 'A'	Bank of America Merrill Lynch	(84,944)
1,564	HEICO Corp 'A'	Barclays Bank	(3,298)
3,520	HEICO Corp 'A'	HSBC	(1,170)
7,586	HEICO Corp 'A'	Morgan Stanley	(13,579)
11,564	Heidrick & Struggles International Inc	Bank of America Merrill Lynch	6,612
4,850	Heidrick & Struggles International Inc	Goldman Sachs	5,878
14,045	Heidrick & Struggles International Inc	HSBC	12,765
23,575	Heidrick & Struggles International Inc	Morgan Stanley	11,881
(7,689)	Helios Technologies Inc	Bank of America Merrill Lynch	4,460
(2,154)	Helios Technologies Inc	Goldman Sachs	1,249
(5,481)	Helios Technologies Inc	HSBC	(7,019)
(13,820)	Helios Technologies Inc	Morgan Stanley	2,073
28,615	Helix Energy Solutions Group Inc	Bank of America Merrill Lynch	20,603
40,998	Helix Energy Solutions Group Inc	Goldman Sachs	29,519
87,163	Helix Energy Solutions Group Inc	HSBC	41,943
43,823	Helix Energy Solutions Group Inc	Morgan Stanley	6,573
3,742	Helmerich & Payne Inc	Bank of America Merrill Lynch	18,036
(1,744)	Helmerich & Payne Inc	Barclays Bank	(523)
12,733	Helmerich & Payne Inc	Barclays Bank	3,820
(5,493)	Helmerich & Payne Inc	Goldman Sachs	(26,476)
(3,146)	Helmerich & Payne Inc	Morgan Stanley	(944)
39,981	Hemisphere Media Group Inc	Bank of America Merrill Lynch	(3,198)
41,185	Hemisphere Media Group Inc	Goldman Sachs	(3,295)
40,227	Hemisphere Media Group Inc	HSBC	4,829
57,804	Hemisphere Media Group Inc	Morgan Stanley	(30,058)
24,078	Hennessy Advisors Inc	Bank of America Merrill Lynch	7,464
1,336	Hennessy Advisors Inc	Morgan Stanley	94
7,997	Henry Schein Inc	Barclays Bank	1,999
21,550	Henry Schein Inc	Goldman Sachs	(10,472)
8,065	Henry Schein Inc	HSBC	(32,583)
5,897	Henry Schein Inc	Morgan Stanley	1,474
4,219	Herc Holdings Inc	Goldman Sachs	8,733
1,520	Herc Holdings Inc	HSBC	15,109

保有高	銘柄	取引相手	未実現評価益/ (損) (米ドル)
	米国(続き)		
20,944	Herc Holdings Inc	Morgan Stanley	(40,422)
58,108	Heritage Commerce Corp	Bank of America Merrill Lynch	9,878
27,462	Heritage Commerce Corp	Goldman Sachs	4,669
73,196	Heritage Commerce Corp	HSBC	29,439
266,409	Heritage Commerce Corp	Morgan Stanley	47,954
(21,341)	Heritage Financial Corp	Bank of America Merrill Lynch	21,128
(18,652)	Heritage Financial Corp	Goldman Sachs	18,465
(31,835)	Heritage Financial Corp	HSBC	(13,891)
(14,574)	Heritage Financial Corp	Morgan Stanley	(583)
20,578	Heritage Insurance Holdings Inc	Bank of America Merrill Lynch	(5,350)
45,223	Heritage Insurance Holdings Inc	Goldman Sachs	(11,745)
77,126	Heritage Insurance Holdings Inc	HSBC	25,934
32,195	Heritage Insurance Holdings Inc	Morgan Stanley	(5,473)
(7,270)	Heritage-Crystal Clean Inc	Bank of America Merrill Lynch	11,213
(26,247)	Heritage-Crystal Clean Inc	Goldman Sachs	43,328
(16,549)	Heritage-Crystal Clean Inc	HSBC	13,543
(12,661)	Heritage-Crystal Clean Inc	Morgan Stanley	8,230
32,014	Herman Miller Inc	HSBC	(37,136)
(7,904)	Heron Therapeutics Inc	Bank of America Merrill Lynch	7,983
(2,356)	Heron Therapeutics Inc	Goldman Sachs	2,380
(27,683)	Heron Therapeutics Inc	Morgan Stanley	19,655
(109,997)	Hersha Hospitality Trust (REIT)	Goldman Sachs	(162,796)
(23,186)	Hersha Hospitality Trust (REIT)	HSBC	(16,372)
(22,043)	Hersha Hospitality Trust (REIT)	Morgan Stanley	(11,242)
1,341	Hershey Co	Bank of America Merrill Lynch	(11,050)
12,266	Hershey Co	Barclays Bank	613
7,749	Hershey Co	Goldman Sachs	(63,852)
21,718	Hershey Co	Morgan Stanley	1,086
(265)	Heska Corp	Goldman Sachs	(379)
(1,224)	Heska Corp	HSBC	(7,283)
(4,980)	Heska Corp	Morgan Stanley	5,030
(6,554)	Hess Corp	Bank of America Merrill Lynch	(23,922)
6,971	Hess Corp	Barclays Bank	3,695
(1,063)	Hess Corp	Goldman Sachs	(3,880)
(5,417)	Hess Corp	Morgan Stanley	(2,871)
2,317	Hess Corp	Morgan Stanley	1,228
(15,971)	Hess Midstream LP 'A'	Goldman Sachs	(16,290)
(40,210)	Hess Midstream LP 'A'	HSBC	6,434
180,690	Hewlett Packard Enterprise Co	Bank of America Merrill Lynch	95,766
74,733	Hewlett Packard Enterprise Co	Barclays Bank	6,726
99,887	Hewlett Packard Enterprise Co	Goldman Sachs	52,940
107,320	Hewlett Packard Enterprise Co	HSBC	153,468
107,430	Hewlett Packard Enterprise Co	Morgan Stanley	9,669
5,489	Hexcel Corp	Morgan Stanley	(2,690)
(38,020)	HF Foods Group Inc	HSBC	(6,463)

保有高	銘柄	取引相手	未実現評価益/ (損) (米ドル)
	米国(続き)		
(12,848)	HF Foods Group Inc	Morgan Stanley	(2,184)
1,349	Hibbett Sports Inc	Bank of America Merrill Lynch	3,885
1,437	Hibbett Sports Inc	Goldman Sachs	4,139
2,660	Hibbett Sports Inc	HSBC	13,752
12,501	Hibbett Sports Inc	Morgan Stanley	(2,875)
(691)	HighPoint Resources Corp	Bank of America Merrill Lynch	(2,875)
(96)	HighPoint Resources Corp	Goldman Sachs	(399)
(2,843)	HighPoint Resources Corp	Morgan Stanley	(3,923)
3,135	Highwoods Properties Inc (REIT)	Bank of America Merrill Lynch	3,010
30,598	Highwoods Properties Inc (REIT)	Goldman Sachs	29,374
(29,480)	Highwoods Properties Inc (REIT)	HSBC	(143,273)
9,774	Highwoods Properties Inc (REIT)	HSBC	47,502
(30,259)	Highwoods Properties Inc (REIT)	Morgan Stanley	(11,801)
(145,151)	Hill International Inc	Bank of America Merrill Lynch	(33,385)
(41,500)	Hill International Inc	Morgan Stanley	(9,960)
27,523	Hillenbrand Inc	Goldman Sachs	61,101
22,379	Hillenbrand Inc	Morgan Stanley	13,427
1,427	Hill-Rom Holdings Inc	Barclays Bank	(3,539)
6,684	Hill-Rom Holdings Inc	Goldman Sachs	(1,270)
1,435	Hill-Rom Holdings Inc	HSBC	617
5,306	Hill-Rom Holdings Inc	Morgan Stanley	(13,159)
(8,874)	Hilltop Holdings Inc	Bank of America Merrill Lynch	(1,420)
(30,249)	Hilltop Holdings Inc	Goldman Sachs	(4,840)
(46,347)	Hilltop Holdings Inc	HSBC	(44,030)
(724)	Hilton Grand Vacations Inc	Bank of America Merrill Lynch	253
(44,956)	Hilton Grand Vacations Inc	Goldman Sachs	15,734
(47,554)	Hilton Grand Vacations Inc	HSBC	47,078
(8,274)	Hilton Grand Vacations Inc	Morgan Stanley	8,191
(812)	Hilton Worldwide Holdings Inc	Bank of America Merrill Lynch	828
(4,317)	Hilton Worldwide Holdings Inc	Barclays Bank	6,087
(24,019)	Hilton Worldwide Holdings Inc	Goldman Sachs	70,909
2,024	Hingham Institution for Savings	Goldman Sachs	(5,394)
2,682	Hingham Institution For Savings The	Morgan Stanley	(15,194)
3	Histogen Inc	Bank of America Merrill Lynch	-
(5,359)	HMS Holdings Corp	Bank of America Merrill Lynch	(6,484)
(5,322)	HMS Holdings Corp	Barclays Bank	(4,896)
(6,390)	HMS Holdings Corp	Goldman Sachs	(7,732)
(22,991)	HMS Holdings Corp	HSBC	(42,159)
(14,715)	HMS Holdings Corp	Morgan Stanley	(13,538)
(881)	HNI Corp	Bank of America Merrill Lynch	652
(7,927)	HNI Corp	Goldman Sachs	5,866
(28,726)	HNI Corp	HSBC	(18,526)
(26,204)	HNI Corp	Morgan Stanley	(5,503)
16,580	HollyFrontier Corp	Bank of America Merrill Lynch	(1,161)
15,052	HollyFrontier Corp	Barclays Bank	(3,914)

保有高	銘柄	取引相手	未実現評価益/ (損) (米ドル)
	米国(続き)		
7,297	HollyFrontier Corp	Goldman Sachs	(511)
14,061	HollyFrontier Corp	HSBC	21,654
15,298	HollyFrontier Corp	Morgan Stanley	(3,977)
(3,117)	Hologic Inc	Barclays Bank	(3,909)
(2,651)	Hologic Inc	Goldman Sachs	(2,185)
5,097	Hologic Inc	HSBC	4,180
(7,484)	Hologic Inc	HSBC	(6,137)
10,745	Hologic Inc	Morgan Stanley	11,820
(1,477)	Home Bancorp Inc	Bank of America Merrill Lynch	724
(13,041)	Home Bancorp Inc	Goldman Sachs	6,390
(11,540)	Home Bancorp Inc	HSBC	(11,095)
(12,656)	Home Bancorp Inc	Morgan Stanley	(4,809)
70,373	Home BancShares Inc	Goldman Sachs	(35,186)
38,241	Home BancShares Inc	HSBC	27,534
111,152	Home BancShares Inc	Morgan Stanley	-
2,436	Home Depot Inc	Goldman Sachs	(11,647)
21,252	Home Depot Inc	Morgan Stanley	45,055
(12,654)	HomeStreet Inc	Goldman Sachs	21,006
(20,313)	HomeStreet Inc	HSBC	(1,315)
(24,798)	HomeStreet Inc	Morgan Stanley	5,704
(17,906)	HomeTrust Bancshares Inc	Bank of America Merrill Lynch	8,632
(24,578)	HomeTrust Bancshares Inc	Goldman Sachs	17,450
(15,012)	HomeTrust Bancshares Inc	HSBC	(2,529)
(5,215)	HomeTrust Bancshares Inc	Morgan Stanley	(834)
(22,239)	Homology Medicines Inc	Goldman Sachs	8,006
(35,586)	Homology Medicines Inc	HSBC	2,031
(3,166)	Homology Medicines Inc	Morgan Stanley	(127)
357	Honeywell International Inc	Bank of America Merrill Lynch	(437)
(6,446)	Honeywell International Inc	Bank of America Merrill Lynch	17,146
1,273	Honeywell International Inc	Barclays Bank	1,719
150	Honeywell International Inc	Goldman Sachs	(248)
949	Honeywell International Inc	HSBC	3,939
(4,571)	Honeywell International Inc	HSBC	(40,865)
18,622	Honeywell International Inc	Morgan Stanley	24,158
(2,065)	Honeywell International Inc	Morgan Stanley	(2,788)
12,497	Hooker Furniture Corp	HSBC	26,869
20,533	Hooker Furniture Corp	Morgan Stanley	17,453
2,887	Hookipa Pharma Inc	Bank of America Merrill Lynch	4,359
5,134	Hookipa Pharma Inc	Goldman Sachs	7,752
11,035	Hookipa Pharma Inc	HSBC	18,689
8,538	Hookipa Pharma Inc	Morgan Stanley	14,515
(68,472)	Hope Bancorp Inc	Bank of America Merrill Lynch	(5,946)
(155,579)	Hope Bancorp Inc	Goldman Sachs	(10,113)
(64,498)	Hope Bancorp Inc	HSBC	(27,652)
(104,908)	Hope Bancorp Inc	Morgan Stanley	(19,933)

保有高	銘柄	取引相手	未実現評価益/ (損) (米ドル)
	米国(続き)		
(21,149)	Horace Mann Educators Corp	Bank of America Merrill Lynch	(7,825)
(23,273)	Horace Mann Educators Corp	Goldman Sachs	(8,611)
(23,442)	Horace Mann Educators Corp	HSBC	(9,564)
(8,545)	Horace Mann Educators Corp	Morgan Stanley	14,441
(69,563)	Horizon Bancorp Inc	Bank of America Merrill Lynch	(1,391)
(104,862)	Horizon Bancorp Inc	Goldman Sachs	(2,097)
(90,324)	Horizon Bancorp Inc	HSBC	(36,238)
(91,119)	Horizon Bancorp Inc	Morgan Stanley	(9,112)
(52,282)	Horizon Global Corp	Bank of America Merrill Lynch	(11,502)
10,141	Hormel Foods Corp	Bank of America Merrill Lynch	(55,538)
38,125	Hormel Foods Corp	Barclays Bank	(121,237)
20,074	Hormel Foods Corp	Goldman Sachs	(99,719)
19,156	Hormel Foods Corp	HSBC	(54,542)
72,551	Hormel Foods Corp	Morgan Stanley	(230,713)
1,493	Host Hotels & Resorts Inc (REIT)	Barclays Bank	(448)
2,572	Host Hotels & Resorts Inc (REIT)	Goldman Sachs	(589)
40,783	Host Hotels & Resorts Inc (REIT)	HSBC	25,825
(9,983)	Host Hotels & Resorts Inc (REIT)	Morgan Stanley	2,995
131,978	Hostess Brands Inc	HSBC	7,259
192,090	Hostess Brands Inc	Morgan Stanley	1,921
(31,811)	Houghton Mifflin Harcourt Co	Bank of America Merrill Lynch	(9,543)
(41,509)	Houghton Mifflin Harcourt Co	HSBC	(13,283)
(15,157)	Houghton Mifflin Harcourt Co	Morgan Stanley	(5,305)
(1,841)	Houlihan Lokey Inc	Bank of America Merrill Lynch	(571)
2,596	Houlihan Lokey Inc	Bank of America Merrill Lynch	6,462
(15,132)	Houlihan Lokey Inc	Barclays Bank	(36,771)
(9,111)	Houlihan Lokey Inc	Goldman Sachs	(2,824)
24,456	Houlihan Lokey Inc	Goldman Sachs	6,949
(4,376)	Houlihan Lokey Inc	HSBC	(7,352)
15,302	Houlihan Lokey Inc	HSBC	27,029
(1,732)	Houlihan Lokey Inc	Morgan Stanley	(4,209)
16,771	Houlihan Lokey Inc	Morgan Stanley	40,754
7,432	Houston Wire & Cable Co	Bank of America Merrill Lynch	(1,858)
2,851	Houston Wire & Cable Co	Goldman Sachs	(713)
19,133	Houston Wire & Cable Co	Morgan Stanley	2,105
152	Hovnanian Enterprises Inc 'A'	Bank of America Merrill Lynch	(246)
778	Hovnanian Enterprises Inc 'A'	HSBC	(202)
2,381	Hovnanian Enterprises Inc 'A'	Morgan Stanley	(619)
(60,110)	Howard Bancorp Inc	Bank of America Merrill Lynch	-
924	Howard Hughes Corp	Barclays Bank	(1,072)
(5,986)	Howard Hughes Corp	Goldman Sachs	(8,261)
(2,961)	Howard Hughes Corp	HSBC	(13,265)
750	Howard Hughes Corp	HSBC	3,801
(1,407)	Howard Hughes Corp	Morgan Stanley	1,632
676	Howard Hughes Corp	Morgan Stanley	(784)

保有高	銘柄	取引相手	未実現評価益/ (損) (米ドル)
	米国(続き)		
(27,705)	Howmet Aerospace Inc	Bank of America Merrill Lynch	(29,921)
(4,732)	Howmet Aerospace Inc	Barclays Bank	284
(14,393)	Howmet Aerospace Inc	HSBC	(26,339)
(70,578)	Howmet Aerospace Inc	Morgan Stanley	4,235
15,185	HP Inc	HSBC	32,800
551	HP Inc	Morgan Stanley	386
26,864	Hub Group Inc 'A'	HSBC	123,216
45,523	Hub Group Inc 'A'	Morgan Stanley	42,336
5,684	Hubbell Inc	Barclays Bank	6,423
2,659	Hubbell Inc	Goldman Sachs	7,143
9,479	Hubbell Inc	HSBC	27,205
19,177	Hubbell Inc	Morgan Stanley	21,670
1,593	HubSpot Inc	Barclays Bank	37,786
1,822	HubSpot Inc	HSBC	85,852
1,588	HubSpot Inc	Morgan Stanley	37,667
3,022	Hudson Pacific Properties Inc (REIT)	Bank of America Merrill Lynch	332
20,566	Hudson Pacific Properties Inc (REIT)	Barclays Bank	(8,432)
28,703	Hudson Pacific Properties Inc (REIT)	Goldman Sachs	3,157
6,112	Hudson Pacific Properties Inc (REIT)	HSBC	24,020
5,590	Hudson Pacific Properties Inc (REIT)	Morgan Stanley	(2,292)
(8,595)	Hudson Pacific Properties Inc (REIT)	Morgan Stanley	3,524
(1,777)	Humana Inc	Morgan Stanley	7,446
6,522	Humanigen Inc	HSBC	3,522
3,587	Humanigen Inc	Morgan Stanley	1,858
(2,384)	Huntington Bancshares Inc	Bank of America Merrill Lynch	(954)
(10,849)	Huntington Bancshares Inc	Barclays Bank	(2,712)
(40,996)	Huntington Bancshares Inc	Goldman Sachs	(16,398)
(169,869)	Huntington Bancshares Inc	HSBC	(81,537)
(2,428)	Huntington Ingalls Industries Inc	Goldman Sachs	49
(2,762)	Huntington Ingalls Industries Inc	HSBC	(20,080)
979	Huntington Ingalls Industries Inc	HSBC	7,117
(4,382)	Huntington Ingalls Industries Inc	Morgan Stanley	8,194
2,432	Huntington Ingalls Industries Inc	Morgan Stanley	(4,548)
(6,010)	Huntsman Corp	Bank of America Merrill Lynch	(2,464)
(31,510)	Huntsman Corp	Barclays Bank	(4,727)
(12,582)	Huntsman Corp	Goldman Sachs	(5,159)
(29,996)	Huntsman Corp	HSBC	(27,896)
(74,457)	Huntsman Corp	Morgan Stanley	(11,169)
7,324	Hurco Cos Inc	Bank of America Merrill Lynch	4,870
7,296	Hurco Cos Inc	Goldman Sachs	4,852
12,445	Hurco Cos Inc	HSBC	3,777
7,813	Hurco Cos Inc	Morgan Stanley	(1,211)
(10,521)	Huron Consulting Group Inc	Bank of America Merrill Lynch	(17,733)
(9,787)	Huron Consulting Group Inc	Goldman Sachs	(11,649)
(9,131)	Huron Consulting Group Inc	HSBC	(13,605)

保有高	銘柄	取引相手	未実現評価益/ (損) (米ドル)
	米国(続き)		
(3,890)	Huron Consulting Group Inc	Morgan Stanley	(5,796)
(9,533)	Huttig Building Products Inc	Goldman Sachs	(1,430)
(138,282)	Huttig Building Products Inc	Morgan Stanley	(19,359)
1,056	Hyatt Hotels Corp 'A'	Bank of America Merrill Lynch	612
1,329	Hyatt Hotels Corp 'A'	Barclays Bank	558
1,059	Hyatt Hotels Corp 'A'	Goldman Sachs	614
3,416	Hyatt Hotels Corp 'A'	HSBC	16,958
44,022	Hyatt Hotels Corp 'A'	Morgan Stanley	18,490
5,851	Hycroft Mining Holding Corp	Goldman Sachs	(792)
18,004	Hycroft Mining Holding Corp	HSBC	(5,242)
30,413	Hycroft Mining Holding Corp	Morgan Stanley	(4,699)
812	Hyllion Holdings Corp	Morgan Stanley	(3,377)
(4,257)	Hyster-Yale Materials Handling Inc	Goldman Sachs	(20,348)
(7,551)	Hyster-Yale Materials Handling Inc	HSBC	(30,656)
(8,010)	Hyster-Yale Materials Handling Inc	Morgan Stanley	1,762
6,097	I3 Verticals Inc 'A'	Bank of America Merrill Lynch	16,889
4,813	I3 Verticals Inc 'A'	Goldman Sachs	13,332
8,614	I3 Verticals Inc 'A'	HSBC	19,146
9,953	I3 Verticals Inc 'A'	Morgan Stanley	13,237
(4,592)	IAA Inc	Barclays Bank	(1,515)
(2,942)	IAA Inc	Goldman Sachs	765
(2,778)	IAA Inc	HSBC	4,028
(8,846)	IAA Inc	Morgan Stanley	(2,919)
(377)	IAC Via InterActive Corp	Goldman Sachs	(1,557)
(442)	IAC Via InterActive Corp	HSBC	(1,938)
2,462	IAC Via InterActive Corp	HSBC	14,715
(8,594)	IAC Via InterActive Corp	Morgan Stanley	(4,512)
838	IAC Via InterActive Corp	Morgan Stanley	440
(3,707)	iCAD Inc	Bank of America Merrill Lynch	(3,448)
(18,216)	iCAD Inc	Goldman Sachs	(16,941)
(20,643)	iCAD Inc	HSBC	(12,560)
(4,049)	iCAD Inc	Morgan Stanley	(1,417)
541	ICF International Inc	Bank of America Merrill Lynch	(977)
5,063	ICF International Inc	Goldman Sachs	(2,637)
2,454	ICF International Inc	HSBC	221
12,550	ICF International Inc	Morgan Stanley	(4,873)
(1,397)	ICU Medical Inc	Bank of America Merrill Lynch	3,087
(2,987)	ICU Medical Inc	Barclays Bank	(4,092)
(3,174)	ICU Medical Inc	Goldman Sachs	7,015
(1,817)	ICU Medical Inc	HSBC	8,376
(1,302)	ICU Medical Inc	Morgan Stanley	(1,784)
42,580	IDACORP Inc	Bank of America Merrill Lynch	(112,837)
1,025	IDACORP Inc	Barclays Bank	(1,582)
24,243	IDACORP Inc	Goldman Sachs	(64,245)
16,461	IDACORP Inc	HSBC	(24,033)

保有高	銘柄	取引相手	未実現評価益 / (損) (米ドル)
	米国(続き)		
41,194	IDACORP Inc	Morgan Stanley	12,871
3,487	Ideaya Biosciences Inc	Bank of America Merrill Lynch	(209)
3,593	Ideaya Biosciences Inc	Goldman Sachs	(216)
5,158	Ideaya Biosciences Inc	HSBC	(1,754)
2,466	IDEX Corp	Bank of America Merrill Lynch	(14,821)
1,388	IDEX Corp	Goldman Sachs	(8,342)
4,968	IDEX Corp	HSBC	17,089
10,057	IDEX Corp	Morgan Stanley	(21,693)
1,371	IDEXX Laboratories Inc	Bank of America Merrill Lynch	548
(1,918)	IDEXX Laboratories Inc	Bank of America Merrill Lynch	(1,319)
3,469	IDEXX Laboratories Inc	Barclays Bank	(13,945)
(1,374)	IDEXX Laboratories Inc	Barclays Bank	5,523
(279)	IDEXX Laboratories Inc	Goldman Sachs	(2,638)
9,128	IDT Corp 'B'	Bank of America Merrill Lynch	31,446
34,520	IDT Corp 'B'	Goldman Sachs	118,921
30,366	IDT Corp 'B'	Morgan Stanley	40,235
(45,284)	IES Holdings Inc	Bank of America Merrill Lynch	37,586
(5,974)	IES Holdings Inc	Morgan Stanley	(6,930)
2,173	IGM Biosciences Inc	Bank of America Merrill Lynch	29,814
1,466	IGM Biosciences Inc	Goldman Sachs	20,114
1,744	IGM Biosciences Inc	Morgan Stanley	11,877
792	iHeartMedia Inc 'A'	Bank of America Merrill Lynch	1,370
51,794	iHeartMedia Inc 'A'	HSBC	99,444
57,518	iHeartMedia Inc 'A'	Morgan Stanley	14,955
(6,863)	II-VI Inc	Bank of America Merrill Lynch	(51,335)
(7,086)	II-VI Inc	Goldman Sachs	(53,003)
(9,932)	II-VI Inc	HSBC	(111,040)
(10,840)	II-VI Inc	Morgan Stanley	(13,983)
738	Illinois Tool Works Inc	Bank of America Merrill Lynch	(770)
(66)	Illinois Tool Works Inc	Bank of America Merrill Lynch	(288)
(5,320)	Illinois Tool Works Inc	Goldman Sachs	7,767
3,475	Illinois Tool Works Inc	HSBC	(12,128)
(1,761)	Illinois Tool Works Inc	HSBC	6,146
22,332	Illinois Tool Works Inc	Morgan Stanley	36,401
(9,085)	Illinois Tool Works Inc	Morgan Stanley	(14,809)
(461)	Illumina Inc	Bank of America Merrill Lynch	(6,416)
(526)	Illumina Inc	Barclays Bank	(6,050)
(190)	Illumina Inc	Goldman Sachs	(3,046)
(1,854)	Illumina Inc	Morgan Stanley	(21,321)
1,772	IMARA Inc	HSBC	18,836
841	IMARA Inc	Morgan Stanley	3,869
(39,095)	Immersion Corp	Goldman Sachs	(25,412)
(106,388)	Immersion Corp	Morgan Stanley	(70,216)
6,631	Immunic Inc	Bank of America Merrill Lynch	(2,528)
2,680	Immunic Inc	HSBC	1,688

保有高	銘柄	取引相手	未実現評価益/ (損) (米ドル)
	米国(続き)		
1,229	Immunic Inc	Morgan Stanley	(2,839)
(89,946)	ImmunoGen Inc	HSBC	59,299
(18,599)	ImmunoGen Inc	Morgan Stanley	5,766
(4,089)	Immunovant Inc	Goldman Sachs	18,278
(6,799)	Immunovant Inc	HSBC	7,917
(16,280)	Impinj Inc	HSBC	(108,895)
(1,644)	Inari Medical Inc	Bank of America Merrill Lynch	4,455
(3,367)	Inari Medical Inc	Barclays Bank	2,997
(6,072)	Inari Medical Inc	Goldman Sachs	24,834
(6,395)	Inari Medical Inc	HSBC	5,692
(2,147)	Inari Medical Inc	Morgan Stanley	1,911
4,673	Incyte Corp	Bank of America Merrill Lynch	253
6,304	Incyte Corp	Barclays Bank	11,600
367	Incyte Corp	Goldman Sachs	(411)
572	Incyte Corp	HSBC	1,115
8,823	Incyte Corp	Morgan Stanley	16,234
(16,869)	Independence Holding Co	Bank of America Merrill Lynch	26,484
(12,405)	Independence Holding Co	Morgan Stanley	23,818
(42,659)	Independence Realty Trust Inc (REIT)	Bank of America Merrill Lynch	35,273
(25,138)	Independence Realty Trust Inc (REIT)	Goldman Sachs	22,470
(61,545)	Independence Realty Trust Inc (REIT)	HSBC	891
(63,153)	Independence Realty Trust Inc (REIT)	Morgan Stanley	(3,158)
110,793	Independent Bank Corp	Bank of America Merrill Lynch	(25,482)
31,092	Independent Bank Corp	Goldman Sachs	(7,151)
53,204	Independent Bank Corp	HSBC	49,845
(15,242)	Independent Bank Corp	HSBC	(35,819)
58,006	Independent Bank Corp	Morgan Stanley	42,344
(19,791)	Independent Bank Corp	Morgan Stanley	(9,302)
4,558	Independent Bank Group Inc	Bank of America Merrill Lynch	(5,333)
2,273	Independent Bank Group Inc	Goldman Sachs	(2,659)
18,512	Independent Bank Group Inc	HSBC	(10,299)
15,134	Independent Bank Group Inc	Morgan Stanley	(23,079)
(26,359)	Industrial Logistics Properties Trust (REIT)	Bank of America Merrill Lynch	6,373
(44,698)	Industrial Logistics Properties Trust (REIT)	Goldman Sachs	11,145
(86,859)	Industrial Logistics Properties Trust (REIT)	HSBC	(77,933)
(43,596)	Industrial Logistics Properties Trust (REIT)	Morgan Stanley	(8,283)
(52,627)	Infinera Corp	HSBC	(85,782)
(39,396)	Infinera Corp	Morgan Stanley	(16,940)
11,115	Information Services Group Inc	Bank of America Merrill Lynch	4,891
17,381	Information Services Group Inc	HSBC	10,665
28,525	Information Services Group Inc	Morgan Stanley	13,407
(31,161)	Infrastructure and Energy Alternatives Inc	HSBC	(8,102)
6,388	InfuSystem Holdings Inc	Bank of America Merrill Lynch	9,710

保有高	銘柄	取引相手	未実現評価益/ (損) (米ドル)
	米国(続き)		
3,286	InfuSystem Holdings Inc	Goldman Sachs	4,995
14,769	InfuSystem Holdings Inc	HSBC	15,038
5,318	InfuSystem Holdings Inc	Morgan Stanley	1,702
(7,985)	Ingersoll Rand Inc	Goldman Sachs	4,152
22,468	Ingersoll Rand Inc	Goldman Sachs	(11,683)
(7,619)	Ingersoll Rand Inc	HSBC	(12,876)
(26,212)	Ingersoll Rand Inc	Morgan Stanley	262
3,872	Ingevity Corp	Barclays Bank	(12,700)
(3,122)	Ingevity Corp	Goldman Sachs	5,869
2,461	Ingevity Corp	Goldman Sachs	(4,627)
(662)	Ingevity Corp	HSBC	775
18,730	Ingevity Corp	HSBC	(50,551)
(332)	Ingevity Corp	Morgan Stanley	1,089
20,645	Ingles Markets Inc 'A'	Goldman Sachs	(19,819)
622	Ingles Markets Inc 'A'	HSBC	(475)
6,213	Ingles Markets Inc 'A'	Morgan Stanley	(2,050)
(1,840)	Ingredion Inc	Bank of America Merrill Lynch	(3,441)
(6,086)	Ingredion Inc	Barclays Bank	(5,843)
(10,719)	Ingredion Inc	Goldman Sachs	(20,045)
(10,067)	Ingredion Inc	HSBC	(60,201)
(14,218)	Ingredion Inc	Morgan Stanley	(13,649)
7,672	Inhibrx Inc	Bank of America Merrill Lynch	83,318
14,452	Inhibrx Inc	Goldman Sachs	156,949
6,599	Inhibrx Inc	HSBC	22,173
1,417	Inhibrx Inc	Morgan Stanley	4,761
9,440	Inmune Bio Inc	HSBC	7,832
7,375	Innospec Inc	Bank of America Merrill Lynch	11,505
6,976	Innospec Inc	Goldman Sachs	10,883
5,232	Innospec Inc	HSBC	38,978
13,211	Innospec Inc	Morgan Stanley	17,703
51,053	Innoviva Inc	Goldman Sachs	(10,976)
62,830	Innoviva Inc	HSBC	3,558
14,296	Innoviva Inc	Morgan Stanley	(572)
5,855	Inogen Inc	Bank of America Merrill Lynch	13,642
1,855	Inogen Inc	Goldman Sachs	4,322
6,957	Inogen Inc	HSBC	11,479
11,190	Inogen Inc	Morgan Stanley	2,909
47,896	Inovalon Holdings Inc 'A'	HSBC	(7,361)
42,629	Inovalon Holdings Inc 'A'	Morgan Stanley	27,709
8,904	Inovio Pharmaceuticals Inc	HSBC	12,198
6,728	Inozyme Pharma Inc	Goldman Sachs	5,921
5,579	Inozyme Pharma Inc	HSBC	1,674
4,243	Inozyme Pharma Inc	Morgan Stanley	1,273
(19,943)	Inseego Corp	HSBC	(14,160)
(6,070)	Insight Enterprises Inc	Bank of America Merrill Lynch	(668)

保有高	銘柄	取引相手	未実現評価益/ (損) (米ドル)
	米国(続き)		
(14,886)	Insight Enterprises Inc	Goldman Sachs	(1,637)
(755)	Insight Enterprises Inc	HSBC	727
(4,543)	Insmed Inc	Bank of America Merrill Lynch	(11,676)
(4,988)	Insmed Inc	Barclays Bank	131
(6,504)	Insmed Inc	Goldman Sachs	(16,715)
(12,333)	Insmed Inc	HSBC	(70,175)
(19,440)	Insmed Inc	Morgan Stanley	(1,555)
1,550	Insperty Inc	Bank of America Merrill Lynch	(706)
2,602	Insperty Inc	Goldman Sachs	(2,316)
12,868	Insperty Inc	HSBC	(39,474)
4,926	Insperty Inc	Morgan Stanley	(3,990)
(3,275)	Insperty Inc	Morgan Stanley	2,653
(1,882)	Inspire Medical Systems Inc	Bank of America Merrill Lynch	(20,918)
(390)	Inspire Medical Systems Inc	Barclays Bank	(735)
(1,569)	Inspire Medical Systems Inc	Goldman Sachs	(16,784)
4,611	Inspire Medical Systems Inc	Morgan Stanley	8,692
(56,040)	Inspired Entertainment Inc	Bank of America Merrill Lynch	(34,745)
(4,810)	Inspired Entertainment Inc	HSBC	(8,225)
(19,337)	Inspired Entertainment Inc	Morgan Stanley	(9,862)
(2,205)	Installed Building Products Inc	Bank of America Merrill Lynch	(1,786)
(920)	Installed Building Products Inc	Goldman Sachs	(745)
(14,731)	Installed Building Products Inc	HSBC	(148,231)
(11,883)	Installed Building Products Inc	Morgan Stanley	91,499
(614)	Insteel Industries Inc	Bank of America Merrill Lynch	921
(16,800)	Insteel Industries Inc	Goldman Sachs	25,200
(29,195)	Insteel Industries Inc	HSBC	24,079
(4,368)	Insteel Industries Inc	Morgan Stanley	8,911
595	Insulet Corp	Bank of America Merrill Lynch	(2,148)
(771)	Insulet Corp	Bank of America Merrill Lynch	2,783
770	Insulet Corp	HSBC	(4,543)
2,113	Insulet Corp	Morgan Stanley	(34,780)
(1,615)	Insulet Corp	Morgan Stanley	26,583
2,359	Integer Holdings Corp	Goldman Sachs	(94)
8,101	Integer Holdings Corp	HSBC	23,753
5,669	Integer Holdings Corp	Morgan Stanley	737
4,184	Integra LifeSciences Holdings Corp	Barclays Bank	2,636
(3,130)	Integra LifeSciences Holdings Corp	Barclays Bank	(1,972)
(8,516)	Integra LifeSciences Holdings Corp	Goldman Sachs	3,917
15,840	Integra LifeSciences Holdings Corp	Morgan Stanley	9,979
522	Intel Corp	Bank of America Merrill Lynch	386
20,682	Intel Corp	Barclays Bank	14,726
12,129	Intel Corp	Goldman Sachs	16,261
13,531	Intel Corp	HSBC	28,260
8,501	Intellia Therapeutics Inc	Morgan Stanley	37,234
(3,283)	Intelligencecheck Inc	Bank of America Merrill Lynch	1,642

保有高	銘柄	取引相手	未実現評価益/ (損) (米ドル)
	米国(続き)		
(49,986)	Intelligence Inc	HSBC	39,489
(736)	Intelligent Systems Corp	Bank of America Merrill Lynch	(1,391)
(16,626)	Intelligent Systems Corp	HSBC	(26,832)
(21,815)	Inter Parfums Inc	HSBC	(24,769)
(14,163)	Inter Parfums Inc	Morgan Stanley	(15,154)
2,091	Interactive Brokers Group Inc 'A'	Bank of America Merrill Lynch	(3,199)
14,290	Interactive Brokers Group Inc 'A'	Barclays Bank	7,288
8,687	Interactive Brokers Group Inc 'A'	Goldman Sachs	(13,291)
3,982	Interactive Brokers Group Inc 'A'	HSBC	14,574
6,498	Interactive Brokers Group Inc 'A'	Morgan Stanley	3,314
(670)	Intercept Pharmaceuticals Inc	Bank of America Merrill Lynch	858
(1,023)	Intercept Pharmaceuticals Inc	Goldman Sachs	1,309
(7,046)	Intercept Pharmaceuticals Inc	HSBC	(7,724)
(8,246)	Intercept Pharmaceuticals Inc	Morgan Stanley	(6,596)
414	Intercontinental Exchange Inc	Bank of America Merrill Lynch	2,215
(3,331)	Intercontinental Exchange Inc	Bank of America Merrill Lynch	(13,845)
(7,635)	Intercontinental Exchange Inc	Barclays Bank	(20,615)
5,569	Intercontinental Exchange Inc	Goldman Sachs	29,547
(1,065)	Intercontinental Exchange Inc	Goldman Sachs	(2,054)
212	Intercontinental Exchange Inc	HSBC	1,254
9,467	Intercontinental Exchange Inc	Morgan Stanley	25,561
(4,311)	Intercontinental Exchange Inc	Morgan Stanley	(11,640)
(1,194)	InterDigital Inc	Bank of America Merrill Lynch	1,540
(20,218)	InterDigital Inc	HSBC	12,602
(7,590)	InterDigital Inc	Morgan Stanley	5,389
47,331	Interface Inc	Goldman Sachs	16,985
31,174	Interface Inc	HSBC	8,149
(727)	International Bancshares Corp	Bank of America Merrill Lynch	(1,162)
(25,873)	International Bancshares Corp	HSBC	(70,116)
(43,889)	International Bancshares Corp	Morgan Stanley	(23,700)
(6,797)	International Business Machines Corp	Barclays Bank	(21,200)
(1,883)	International Business Machines Corp	Goldman Sachs	(9,848)
(14,338)	International Business Machines Corp	HSBC	(115,564)
(7,819)	International Business Machines Corp	Morgan Stanley	(27,367)
9,467	International Flavors & Fragrances Inc	Bank of America Merrill Lynch	(37,769)
7,530	International Flavors & Fragrances Inc	Barclays Bank	(4,050)
647	International Flavors & Fragrances Inc	Goldman Sachs	(1,919)
7,300	International Flavors & Fragrances Inc	HSBC	(7,624)
6,693	International Flavors & Fragrances Inc	Morgan Stanley	(3,414)
29,438	International Money Express Inc	Goldman Sachs	(9,126)
23,436	International Money Express Inc	Morgan Stanley	(6,328)
12,494	International Paper Co	Barclays Bank	2,499
(8,231)	International Paper Co	Goldman Sachs	(2,058)
45,083	International Paper Co	HSBC	128,487
(15,334)	International Paper Co	Morgan Stanley	(3,067)

保有高	銘柄	取引相手	未実現評価益/ (損) (米ドル)
	米国(続き)		
3,674	Interpublic Group of Cos Inc	Bank of America Merrill Lynch	3,564
20,913	Interpublic Group of Cos Inc	Barclays Bank	10,875
64,736	Interpublic Group of Cos Inc	Goldman Sachs	62,794
3,227	Interpublic Group of Cos Inc	HSBC	4,566
76,788	Interpublic Group of Cos Inc	Morgan Stanley	39,930
18,818	Intersect ENT Inc	HSBC	9,974
11,380	Intersect ENT Inc	Morgan Stanley	6,031
(27,533)	Intevac Inc	Bank of America Merrill Lynch	3,579
(5,815)	Intevac Inc	Goldman Sachs	756
(900)	Intevac Inc	HSBC	(180)
(19,741)	Intra-Cellular Therapies Inc	HSBC	45,009
(4,905)	Intra-Cellular Therapies Inc	Morgan Stanley	3,335
(8,693)	Intrepid Potash Inc	Bank of America Merrill Lynch	(33,816)
(8,238)	Intrepid Potash Inc	Goldman Sachs	(32,046)
(18,042)	Intrepid Potash Inc	HSBC	(21,258)
(9,090)	IntriCon Corp	Bank of America Merrill Lynch	(15,089)
(31,080)	IntriCon Corp	Goldman Sachs	(51,593)
(4,660)	IntriCon Corp	HSBC	(23,673)
(9,706)	IntriCon Corp	Morgan Stanley	(5,435)
(12,243)	Intrusion Inc	HSBC	(4,115)
1,551	Intuit Inc	Bank of America Merrill Lynch	(1,908)
1,143	Intuit Inc	Barclays Bank	12,528
164	Intuit Inc	HSBC	1,514
7,327	Intuit Inc	Morgan Stanley	78,276
(26)	Intuitive Surgical Inc	Bank of America Merrill Lynch	705
1,784	Intuitive Surgical Inc	Barclays Bank	20,741
(2,123)	Intuitive Surgical Inc	Morgan Stanley	(25,497)
(28,212)	Invacare Corp	Bank of America Merrill Lynch	(1,693)
(6,906)	Invacare Corp	Goldman Sachs	(414)
(15,513)	Invacare Corp	HSBC	(309)
(3,530)	Invacare Corp	Morgan Stanley	1,271
81,498	Invesco Mortgage Capital Inc (REIT)	Bank of America Merrill Lynch	11,002
66,700	Invesco Mortgage Capital Inc (REIT)	Goldman Sachs	4,188
25,903	Invesco Mortgage Capital Inc (REIT)	Morgan Stanley	2,461
4,312	Investar Holding Corp	Bank of America Merrill Lynch	1,380
10,254	Investar Holding Corp	Goldman Sachs	3,281
36,807	Investar Holding Corp	HSBC	66,431
11,709	Investar Holding Corp	Morgan Stanley	9,133
67,054	Investors Bancorp Inc	Bank of America Merrill Lynch	19,445
15,852	Investors Bancorp Inc	Barclays Bank	3,250
88,390	Investors Bancorp Inc	Goldman Sachs	25,633
260,370	Investors Bancorp Inc	HSBC	169,336
141,583	Investors Bancorp Inc	Morgan Stanley	29,024
(5,491)	Investors Real Estate Trust (REIT)	Bank of America Merrill Lynch	17,132
(1,423)	Investors Real Estate Trust (REIT)	Goldman Sachs	4,440

保有高	銘柄	取引相手	未実現評価益/ (損) (米ドル)
	米国(続き)		
(7,070)	Investors Real Estate Trust (REIT)	HSBC	(11,765)
(14,993)	Investors Real Estate Trust (REIT)	Morgan Stanley	(8,546)
1,670	Investors Title Co	Bank of America Merrill Lynch	5,294
4,942	Investors Title Co	Goldman Sachs	15,666
2,945	Investors Title Co	HSBC	45,693
2,040	Investors Title Co	Morgan Stanley	(17,666)
3,172	Invitae Corp	Bank of America Merrill Lynch	13,196
(14,035)	Invitae Corp	Goldman Sachs	(58,386)
1,769	Invitae Corp	HSBC	13,670
1,638	Invitae Corp	Morgan Stanley	(590)
2,594	Invitation Homes Inc (REIT)	Bank of America Merrill Lynch	(908)
22,078	Invitation Homes Inc (REIT)	Barclays Bank	13,688
41,490	Invitation Homes Inc (REIT)	Goldman Sachs	(14,521)
40,863	Invitation Homes Inc (REIT)	HSBC	48,218
73,501	Invitation Homes Inc (REIT)	Morgan Stanley	45,571
1,522	Ionis Pharmaceuticals Inc	Bank of America Merrill Lynch	(1,948)
5,795	Ionis Pharmaceuticals Inc	Barclays Bank	3,477
9,835	Ionis Pharmaceuticals Inc	Morgan Stanley	5,901
(4,303)	Iovance Biotherapeutics Inc	Barclays Bank	(9,338)
(12,360)	Iovance Biotherapeutics Inc	Goldman Sachs	(36,586)
(756)	Iovance Biotherapeutics Inc	HSBC	(272)
(13,930)	Iovance Biotherapeutics Inc	Morgan Stanley	(30,228)
(1,778)	IPG Photonics Corp	Bank of America Merrill Lynch	(4,094)
(1,196)	IPG Photonics Corp	Barclays Bank	(221)
1,799	IPG Photonics Corp	Barclays Bank	1,087
(1,753)	IPG Photonics Corp	HSBC	1,543
(2,055)	IPG Photonics Corp	Morgan Stanley	(945)
(430)	IQVIA Holdings Inc	Barclays Bank	615
(459)	IQVIA Holdings Inc	Goldman Sachs	2,116
(2,860)	IQVIA Holdings Inc	HSBC	12,956
(7,131)	IQVIA Holdings Inc	Morgan Stanley	10,197
11,856	iRadimed Corp	Bank of America Merrill Lynch	16,006
4,626	iRadimed Corp	Goldman Sachs	6,245
16,584	iRadimed Corp	HSBC	(2,510)
10,698	iRadimed Corp	Morgan Stanley	(1,498)
(299)	iRhythm Technologies Inc	Barclays Bank	(365)
(2,512)	iRhythm Technologies Inc	Goldman Sachs	13,163
(1,413)	iRhythm Technologies Inc	HSBC	(1,724)
(2,459)	iRhythm Technologies Inc	Morgan Stanley	(3,000)
3,090	Iridium Communications Inc	Bank of America Merrill Lynch	3,214
2,936	Iridium Communications Inc	Barclays Bank	998
18,243	Iridium Communications Inc	Goldman Sachs	18,972
(20,379)	Iridium Communications Inc	Goldman Sachs	(21,194)
20,947	Iridium Communications Inc	HSBC	63,070
(22,929)	Iridium Communications Inc	HSBC	(19,454)

保有高	銘柄	取引相手	未実現評価益/ (損) (米ドル)
	米国(続き)		
17,813	Iridium Communications Inc	Morgan Stanley	6,056
(26,011)	Iridium Communications Inc	Morgan Stanley	(8,844)
3,474	iRobot Corp	Bank of America Merrill Lynch	5,600
6,774	iRobot Corp	Goldman Sachs	14,968
8,566	iRobot Corp	HSBC	(1,627)
9,041	iRobot Corp	Morgan Stanley	(5,877)
10,947	Iron Mountain Inc (REIT)	Barclays Bank	6,787
8,616	Iron Mountain Inc (REIT)	Goldman Sachs	5,945
(2,374)	Iron Mountain Inc (REIT)	HSBC	(309)
(26,667)	Iron Mountain Inc (REIT)	Morgan Stanley	(16,534)
40,589	Ironwood Pharmaceuticals Inc	HSBC	35,718
8,379	Ironwood Pharmaceuticals Inc	Morgan Stanley	(2,056)
(29,785)	iStar Inc (REIT)	HSBC	(30,886)
(18,686)	iStar Inc (REIT)	Morgan Stanley	10,838
1,432	iTeos Therapeutics Inc	Bank of America Merrill Lynch	5,828
6,600	iTeos Therapeutics Inc	Goldman Sachs	26,862
11,324	iTeos Therapeutics Inc	HSBC	22,188
1,875	iTeos Therapeutics Inc	Morgan Stanley	3,694
(36,758)	Iteris Inc	Bank of America Merrill Lynch	(8,454)
(2,264)	Iteris Inc	Goldman Sachs	(521)
(17,355)	Iteris Inc	Morgan Stanley	(3,818)
(7,963)	Itron Inc	HSBC	(60,598)
(17,459)	Itron Inc	Morgan Stanley	(12,745)
(6,052)	ITT Inc	Bank of America Merrill Lynch	(9,381)
(22,733)	ITT Inc	Barclays Bank	(38,191)
(5,494)	ITT Inc	Goldman Sachs	(8,515)
(15,511)	ITT Inc	HSBC	(79,727)
(21,816)	ITT Inc	Morgan Stanley	(36,651)
(25,864)	IVERIC bio Inc	Bank of America Merrill Lynch	(9,182)
(25,788)	IVERIC bio Inc	Goldman Sachs	(9,155)
16,700	J Alexander 's Holdings Inc	Bank of America Merrill Lynch	(4,676)
5,963	J&J Snack Foods Corp	Goldman Sachs	(84,675)
7,751	J&J Snack Foods Corp	HSBC	(65,160)
8,727	J&J Snack Foods Corp	Morgan Stanley	(23,323)
(639)	J2 Global Inc	Bank of America Merrill Lynch	(2,032)
1,582	J2 Global Inc	Bank of America Merrill Lynch	2,914
(3,116)	J2 Global Inc	Barclays Bank	(2,773)
(1,336)	J2 Global Inc	Goldman Sachs	(4,248)
1,803	J2 Global Inc	Goldman Sachs	369
(5,373)	J2 Global Inc	HSBC	(38,309)
965	J2 Global Inc	HSBC	432
(8,902)	J2 Global Inc	Morgan Stanley	(7,923)
18,573	J2 Global Inc	Morgan Stanley	16,530
16,298	Jabil Inc	Bank of America Merrill Lynch	(353)
15,987	Jabil Inc	Barclays Bank	5,755

保有高	銘柄	取引相手	未実現評価益/ (損) (米ドル)
	米国(続き)		
14,637	Jabil Inc	Goldman Sachs	(3,957)
7,619	Jabil Inc	HSBC	6,933
22,201	Jabil Inc	Morgan Stanley	7,992
158	Jack Henry & Associates Inc	Bank of America Merrill Lynch	8
1,708	Jack Henry & Associates Inc	Barclays Bank	(1,555)
2,889	Jack Henry & Associates Inc	Goldman Sachs	144
6,419	Jack Henry & Associates Inc	HSBC	2,357
4,766	Jack in the Box Inc	Bank of America Merrill Lynch	11,915
2,294	Jack in the Box Inc	Barclays Bank	(1,308)
7,663	Jack in the Box Inc	Goldman Sachs	17,052
3,236	Jack in the Box Inc	HSBC	(1,845)
1,251	Jack in the Box Inc	Morgan Stanley	(713)
(431)	Jacobs Engineering Group Inc	Bank of America Merrill Lynch	(385)
(6,755)	Jacobs Engineering Group Inc	Barclays Bank	(19,252)
(2,396)	Jacobs Engineering Group Inc	Goldman Sachs	(359)
(7,339)	Jacobs Engineering Group Inc	HSBC	(53,061)
(19,139)	Jacobs Engineering Group Inc	Morgan Stanley	(54,546)
(605)	Jamf Holding Corp	Barclays Bank	(6)
217	Jamf Holding Corp	Barclays Bank	2
(1,814)	Jamf Holding Corp	Goldman Sachs	7,655
2,571	Jamf Holding Corp	Goldman Sachs	(10,850)
3,389	Jamf Holding Corp	HSBC	(11,285)
(2,581)	Jamf Holding Corp	Morgan Stanley	(26)
15,721	Jamf Holding Corp	Morgan Stanley	157
(2,329)	JB Hunt Transport Services Inc	Bank of America Merrill Lynch	(3,525)
(6,470)	JB Hunt Transport Services Inc	Barclays Bank	(13,781)
(11,595)	JB Hunt Transport Services Inc	Goldman Sachs	(36,212)
(3,122)	JB Hunt Transport Services Inc	HSBC	(36,371)
(4,341)	JB Hunt Transport Services Inc	Morgan Stanley	(9,246)
11,217	JBG SMITH Properties (REIT)	Goldman Sachs	10,095
(12,293)	JBG SMITH Properties (REIT)	HSBC	(44,378)
9,038	JBG SMITH Properties (REIT)	HSBC	32,627
(56,617)	JBG SMITH Properties (REIT)	Morgan Stanley	26,044
7,088	JBG SMITH Properties (REIT)	Morgan Stanley	(3,260)
22,857	Jefferies Financial Group Inc	Bank of America Merrill Lynch	(5,029)
34,149	Jefferies Financial Group Inc	Barclays Bank	(2,732)
5,956	Jefferies Financial Group Inc	Goldman Sachs	(1,310)
14,218	Jefferies Financial Group Inc	HSBC	18,057
27,217	Jefferies Financial Group Inc	Morgan Stanley	(2,177)
(11,634)	JELD-WEN Holding Inc	Bank of America Merrill Lynch	(2,559)
(2,405)	JELD-WEN Holding Inc	Goldman Sachs	9
3,073	JELD-WEN Holding Inc	Goldman Sachs	676
(6,096)	JELD-WEN Holding Inc	HSBC	2,655
5,781	JELD-WEN Holding Inc	Morgan Stanley	(2,428)
(19,568)	JELD-WEN Holding Inc	Morgan Stanley	8,219

保有高	銘柄	取引相手	未実現評価益/ (損) (米ドル)
	米国(続き)		
14,805	JetBlue Airways Corp	Bank of America Merrill Lynch	4,590
(127,440)	JetBlue Airways Corp	Morgan Stanley	3,823
16,995	JetBlue Airways Corp	Morgan Stanley	(510)
7,193	JM Smucker Co	Bank of America Merrill Lynch	(27,212)
10,453	JM Smucker Co	Barclays Bank	(1,986)
6,262	JM Smucker Co	Morgan Stanley	(1,190)
5,561	John B Sanfilippo & Son Inc	Bank of America Merrill Lynch	(21,132)
9,514	John B Sanfilippo & Son Inc	Goldman Sachs	(36,153)
5,680	John B Sanfilippo & Son Inc	HSBC	(7,673)
6,385	John B Sanfilippo & Son Inc	Morgan Stanley	(9,322)
3,050	John Bean Technologies Corp	Bank of America Merrill Lynch	28,152
3,295	John Bean Technologies Corp	Goldman Sachs	30,413
(185)	John Bean Technologies Corp	Goldman Sachs	(1,708)
11,218	John Bean Technologies Corp	HSBC	108,286
(3,871)	John Bean Technologies Corp	HSBC	(42,775)
10,338	John Bean Technologies Corp	Morgan Stanley	18,195
(1,418)	John Bean Technologies Corp	Morgan Stanley	(2,496)
4,478	John Wiley & Sons Inc 'A'	Bank of America Merrill Lynch	627
6,516	John Wiley & Sons Inc 'A'	Barclays Bank	1,629
(3,087)	John Wiley & Sons Inc 'A'	Barclays Bank	(772)
12,360	John Wiley & Sons Inc 'A'	Goldman Sachs	1,730
5,603	John Wiley & Sons Inc 'A'	HSBC	9,525
6,189	John Wiley & Sons Inc 'A'	Morgan Stanley	1,547
(2,403)	John Wiley & Sons Inc 'A'	Morgan Stanley	(601)
2,259	Johnson & Johnson	Bank of America Merrill Lynch	(13,884)
2,208	Johnson & Johnson	Barclays Bank	464
13,491	Johnson & Johnson	Goldman Sachs	(40,162)
1,297	Johnson & Johnson	HSBC	(6,888)
13,091	Johnson & Johnson	Morgan Stanley	2,749
409	Johnson Outdoors Inc 'A'	Bank of America Merrill Lynch	(354)
1,116	Johnson Outdoors Inc 'A'	Goldman Sachs	(1,329)
12,369	Johnson Outdoors Inc 'A'	HSBC	(13,250)
913	Johnson Outdoors Inc 'A'	Morgan Stanley	(497)
12,360	Joint Corp	Goldman Sachs	11,618
7,981	Joint Corp	HSBC	21,469
14,173	Joint Corp	Morgan Stanley	5,669
(903)	Jones Lang LaSalle Inc	Bank of America Merrill Lynch	4,485
(2,380)	Jones Lang LaSalle Inc	Barclays Bank	857
(312)	Jones Lang LaSalle Inc	Goldman Sachs	1,536
(4,938)	Jones Lang LaSalle Inc	Morgan Stanley	1,778
3,666	Jounce Therapeutics Inc	Goldman Sachs	(1,063)
31,820	Jounce Therapeutics Inc	Morgan Stanley	8,273
(34,437)	JPMorgan Chase & Co	Bank of America Merrill Lynch	(98,826)
(5,945)	JPMorgan Chase & Co	Goldman Sachs	(16,817)
(752)	JPMorgan Chase & Co	HSBC	(2,429)

保有高	銘柄	取引相手	未実現評価益/ (損) (米ドル)
	米国(続き)		
(17,417)	JPMorgan Chase & Co	Morgan Stanley	(39,362)
59,794	Juniper Networks Inc	Bank of America Merrill Lynch	(28,952)
19,375	Juniper Networks Inc	Barclays Bank	(1,163)
52,372	Juniper Networks Inc	Goldman Sachs	(25,469)
62,848	Juniper Networks Inc	HSBC	27,024
30,296	Juniper Networks Inc	Morgan Stanley	(2,362)
(1,071)	K12 Inc	Bank of America Merrill Lynch	(2,153)
(6,654)	K12 Inc	Goldman Sachs	(10,247)
(3,490)	K12 Inc	HSBC	(6,404)
(19,520)	K12 Inc	Morgan Stanley	(12,102)
(1,723)	Kadant Inc	Bank of America Merrill Lynch	6,754
(8,317)	Kadant Inc	Goldman Sachs	32,603
(5,063)	Kadant Inc	HSBC	(27,035)
(12,929)	Kadant Inc	Morgan Stanley	19,781
(41,629)	Kadmon Holdings Inc	Goldman Sachs	(36,217)
(93,587)	Kadmon Holdings Inc	HSBC	(82,599)
(25,532)	Kadmon Holdings Inc	Morgan Stanley	(8,170)
8,593	Kaiser Aluminum Corp	Bank of America Merrill Lynch	(5,242)
1,464	Kaiser Aluminum Corp	Goldman Sachs	(893)
3,889	Kaiser Aluminum Corp	HSBC	15,535
3,716	Kaiser Aluminum Corp	Morgan Stanley	3,270
(6,339)	Kala Pharmaceuticals Inc	Goldman Sachs	697
(46,126)	Kala Pharmaceuticals Inc	HSBC	(615)
(3,518)	Kala Pharmaceuticals Inc	Morgan Stanley	211
(33,937)	Kaleido Biosciences Inc	HSBC	(11,199)
4,217	KalVista Pharmaceuticals Inc	Bank of America Merrill Lynch	2,066
6,880	KalVista Pharmaceuticals Inc	HSBC	7,499
13,710	KalVista Pharmaceuticals Inc	Morgan Stanley	14,807
(6,094)	Kaman Corp	Bank of America Merrill Lynch	(13,590)
(6,435)	Kaman Corp	Goldman Sachs	(14,350)
(40,306)	Kaman Corp	HSBC	(76,245)
(38,053)	Kaman Corp	Morgan Stanley	4,566
63	Kansas City Southern	Barclays Bank	280
4,167	Kansas City Southern	Goldman Sachs	9,792
(4,470)	Kansas City Southern	Morgan Stanley	(19,847)
9,250	KAR Auction Services Inc	Bank of America Merrill Lynch	(2,220)
14,723	KAR Auction Services Inc	Goldman Sachs	(3,534)
(542)	KAR Auction Services Inc	HSBC	(206)
19,274	KAR Auction Services Inc	HSBC	7,324
(24,942)	KAR Auction Services Inc	Morgan Stanley	(19,205)
34,035	KAR Auction Services Inc	Morgan Stanley	26,207
(3,132)	Karuna Therapeutics Inc	Goldman Sachs	(9,427)
(1,194)	Karuna Therapeutics Inc	HSBC	7,916
(2,503)	Karuna Therapeutics Inc	Morgan Stanley	(2,153)
4,644	Karyopharm Therapeutics Inc	Bank of America Merrill Lynch	2,415

保有高	銘柄	取引相手	未実現評価益/ (損) (米ドル)
	米国(続き)		
21,053	Karyopharm Therapeutics Inc	Goldman Sachs	10,948
19,004	Karyopharm Therapeutics Inc	HSBC	40,859
9,675	Karyopharm Therapeutics Inc	Morgan Stanley	15,287
5,480	KB Home	Bank of America Merrill Lynch	4,493
(9,297)	KB Home	Bank of America Merrill Lynch	(7,624)
8,786	KB Home	Barclays Bank	(21,789)
8,661	KB Home	Goldman Sachs	7,102
(7,933)	KB Home	Goldman Sachs	(6,505)
(12,477)	KB Home	HSBC	(19,481)
30,358	KB Home	Morgan Stanley	(75,288)
(18,888)	KB Home	Morgan Stanley	46,842
(35,014)	KBR Inc	Bank of America Merrill Lynch	(43,067)
(3,079)	KBR Inc	Barclays Bank	(1,108)
(2,137)	KBR Inc	Goldman Sachs	(2,629)
25,701	KBR Inc	Goldman Sachs	31,612
(5,689)	KBR Inc	HSBC	(10,980)
24,488	KBR Inc	HSBC	47,262
(18,680)	KBR Inc	Morgan Stanley	(6,725)
3,748	KBR Inc	Morgan Stanley	(1,084)
41,317	Kearny Financial Corp	Bank of America Merrill Lynch	(5,371)
36,366	Kearny Financial Corp	Goldman Sachs	(4,728)
66,430	Kearny Financial Corp	HSBC	27,786
54,648	Kearny Financial Corp	Morgan Stanley	3,279
29,640	Kellogg Co	Bank of America Merrill Lynch	(105,738)
13,582	Kellogg Co	Barclays Bank	(13,854)
21,706	Kellogg Co	Goldman Sachs	(81,382)
19,098	Kellogg Co	HSBC	(15,040)
25,975	Kellogg Co	Morgan Stanley	(26,494)
(22,062)	Kelly Services Inc 'A'	Bank of America Merrill Lynch	(3,751)
(21,119)	Kelly Services Inc 'A'	HSBC	(16,895)
(56,934)	Kelly Services Inc 'A'	Morgan Stanley	(19,927)
2,532	Kemper Corp	Bank of America Merrill Lynch	11,115
4,845	Kemper Corp	Barclays Bank	6,347
10,918	Kemper Corp	Goldman Sachs	47,930
2,821	Kemper Corp	HSBC	30,551
3,203	Kemper Corp	Morgan Stanley	4,196
(23,612)	Kennametal Inc	Bank of America Merrill Lynch	(39,196)
2,859	Kennametal Inc	Bank of America Merrill Lynch	4,746
(1,543)	Kennametal Inc	Goldman Sachs	(2,561)
6,736	Kennametal Inc	Goldman Sachs	11,182
(6,390)	Kennametal Inc	HSBC	(1,745)
(23,521)	Kennametal Inc	Morgan Stanley	(8,702)
78,924	Kennedy-Wilson Holdings Inc	Goldman Sachs	35,516
101,320	Kennedy-Wilson Holdings Inc	HSBC	59,080
56,331	Kennedy-Wilson Holdings Inc	Morgan Stanley	(21,406)

保有高	銘柄	取引相手	未実現評価益/ (損) (米ドル)
	米国(続き)		
(4,655)	Keros Therapeutics Inc	Goldman Sachs	(36,472)
(12,189)	Keurig Dr Pepper Inc	Bank of America Merrill Lynch	(11,823)
(14,266)	Keurig Dr Pepper Inc	Barclays Bank	(8,417)
(13,867)	Keurig Dr Pepper Inc	Goldman Sachs	(13,451)
(1,842)	Keurig Dr Pepper Inc	HSBC	(4,955)
518	Key Energy Svcs Inc	Bank of America Merrill Lynch	829
62,443	Key Tronic Corp	Bank of America Merrill Lynch	(624)
10,881	Key Tronic Corp	Morgan Stanley	7,290
(66,009)	KeyCorp	Bank of America Merrill Lynch	(12,865)
(158,502)	KeyCorp	Barclays Bank	(55,526)
(63,824)	KeyCorp	Goldman Sachs	(16,012)
(37,228)	KeyCorp	HSBC	(31,272)
(74,532)	KeyCorp	Morgan Stanley	(28,322)
3,421	Keysight Technologies Inc	Barclays Bank	5,542
1,616	Keysight Technologies Inc	Goldman Sachs	985
3,201	Keysight Technologies Inc	HSBC	7,914
6,850	Keysight Technologies Inc	Morgan Stanley	11,097
9,669	Kezar Life Sciences Inc	Bank of America Merrill Lynch	2,127
4,209	Kezar Life Sciences Inc	Goldman Sachs	926
25,987	Kezar Life Sciences Inc	HSBC	2,269
5,690	Kezar Life Sciences Inc	Morgan Stanley	(569)
8,396	Kforce Inc	Bank of America Merrill Lynch	4,030
9,066	Kforce Inc	Goldman Sachs	4,352
41,041	Kforce Inc	HSBC	61,716
12,871	Kforce Inc	Morgan Stanley	12,227
8,321	Kilroy Realty Corp (REIT)	Bank of America Merrill Lynch	(3,869)
2,507	Kilroy Realty Corp (REIT)	Barclays Bank	(4,027)
4,081	Kilroy Realty Corp (REIT)	Goldman Sachs	(1,898)
(1,250)	Kilroy Realty Corp (REIT)	Goldman Sachs	681
21,857	Kilroy Realty Corp (REIT)	HSBC	142,836
27,780	Kilroy Realty Corp (REIT)	Morgan Stanley	(38,197)
(6,032)	Kilroy Realty Corp (REIT)	Morgan Stanley	8,294
(40,347)	Kimball Electronics Inc	Bank of America Merrill Lynch	(932)
(25,675)	Kimball Electronics Inc	Goldman Sachs	(1,352)
(3,329)	Kimball Electronics Inc	HSBC	(333)
(5,945)	Kimball Electronics Inc	Morgan Stanley	(595)
51,094	Kimball International Inc 'B'	Bank of America Merrill Lynch	(1,533)
50,754	Kimball International Inc 'B'	Goldman Sachs	(1,523)
56,247	Kimball International Inc 'B'	HSBC	688
57,007	Kimball International Inc 'B'	Morgan Stanley	4,561
(5,827)	Kimberly-Clark Corp	Bank of America Merrill Lynch	1,803
(7,691)	Kimberly-Clark Corp	Barclays Bank	(12,686)
(8,519)	Kimberly-Clark Corp	Goldman Sachs	8,411
(9,912)	Kimberly-Clark Corp	HSBC	(82,666)
(17,005)	Kimberly-Clark Corp	Morgan Stanley	(30,268)

保有高	銘柄	取引相手	未実現評価益/ (損) (米ドル)
	米国(続き)		
36,101	Kimco Realty Corp (REIT)	Bank of America Merrill Lynch	(15,523)
52,418	Kimco Realty Corp (REIT)	Barclays Bank	(42,459)
55,383	Kimco Realty Corp (REIT)	Morgan Stanley	(44,860)
60,388	Kinder Morgan Inc	Bank of America Merrill Lynch	54,953
31,882	Kinder Morgan Inc	Barclays Bank	(1,275)
102,696	Kinder Morgan Inc	Goldman Sachs	93,453
26,961	Kinder Morgan Inc	HSBC	61,471
47,193	Kinder Morgan Inc	Morgan Stanley	(1,888)
(25,038)	Kindred Biosciences Inc	Bank of America Merrill Lynch	(4,757)
(17,317)	Kindred Biosciences Inc	Goldman Sachs	(3,290)
(5,969)	Kindred Biosciences Inc	HSBC	(1,552)
(4,386)	Kinsale Capital Group Inc	Bank of America Merrill Lynch	(66,536)
(1,997)	Kinsale Capital Group Inc	Barclays Bank	(13,819)
(3,152)	Kinsale Capital Group Inc	Goldman Sachs	(47,816)
(3,029)	Kinsale Capital Group Inc	HSBC	(48,770)
(1,909)	Kinsale Capital Group Inc	Morgan Stanley	(13,210)
(3,914)	Kirby Corp	Bank of America Merrill Lynch	(18,324)
(9,321)	Kirby Corp	Barclays Bank	(26,192)
(12,661)	Kirby Corp	Goldman Sachs	(47,431)
1,974	Kirby Corp	Goldman Sachs	9,298
(3,108)	Kirby Corp	HSBC	(23,341)
(7,153)	Kirby Corp	Morgan Stanley	(20,100)
7,308	Kirkland's Inc	HSBC	(6,447)
(87,629)	Kite Realty Group Trust (REIT)	HSBC	(176,134)
(52,759)	Kite Realty Group Trust (REIT)	Morgan Stanley	19,521
9,001	KKR & Co Inc	Barclays Bank	(540)
(12,010)	KKR & Co Inc	Goldman Sachs	(9,728)
6,398	KKR & Co Inc	Goldman Sachs	5,182
(16,449)	KKR & Co Inc	HSBC	(8,882)
(13,595)	KKR & Co Inc	Morgan Stanley	816
8,538	KKR & Co Inc	Morgan Stanley	(512)
4,020	KKR Real Estate Finance Trust Inc (REIT)	Goldman Sachs	707
25,107	KKR Real Estate Finance Trust Inc (REIT)	HSBC	21,638
29,361	KKR Real Estate Finance Trust Inc (REIT)	Morgan Stanley	8,221
350	KLA Corp	Bank of America Merrill Lynch	3,455
2,147	KLA Corp	Barclays Bank	3,027
(3,361)	KLA Corp	Goldman Sachs	(33,173)
(4,178)	KLA Corp	HSBC	(80,761)
645	KLA Corp	HSBC	12,468
(9,434)	KLA Corp	Morgan Stanley	(13,302)
565	KLA Corp	Morgan Stanley	797
(31,918)	KLX Energy Services Holdings Inc	Bank of America Merrill Lynch	(49,154)
(5,086)	Knight-Swift Transportation Holdings Inc	Bank of America Merrill Lynch	4,281
(1,829)	Knight-Swift Transportation Holdings Inc	Goldman Sachs	1,335
(8,512)	Knight-Swift Transportation Holdings Inc	HSBC	(19,748)

保有高	銘柄	取引相手	未実現評価益/ (損) (米ドル)
	米国(続き)		
(6,772)	Knight-Swift Transportation Holdings Inc	Morgan Stanley	(339)
(21,150)	Knoll Inc	Bank of America Merrill Lynch	(6,557)
(29,828)	Knoll Inc	HSBC	(9,842)
(19,391)	Knoll Inc	Morgan Stanley	582
50,106	Knowles Corp	Bank of America Merrill Lynch	3,006
37,868	Knowles Corp	Goldman Sachs	2,272
113,126	Knowles Corp	HSBC	24,824
41,487	Knowles Corp	Morgan Stanley	1,245
(1,538)	Kodiak Sciences Inc	Bank of America Merrill Lynch	(23,639)
(3,849)	Kodiak Sciences Inc	Barclays Bank	(13,126)
(2,662)	Kodiak Sciences Inc	HSBC	(41,953)
(3,431)	Kodiak Sciences Inc	Morgan Stanley	(11,700)
21,188	Kohl 's Corp	Goldman Sachs	114,586
4,763	Kohl 's Corp	HSBC	28,791
28,877	Kohl 's Corp	Morgan Stanley	32,920
(590)	Kontoor Brands Inc	Bank of America Merrill Lynch	(1,340)
(2,190)	Kontoor Brands Inc	Goldman Sachs	(6,351)
(12,223)	Kontoor Brands Inc	Morgan Stanley	10,267
12,665	Kopin Corp	Bank of America Merrill Lynch	4,686
59,907	Kopin Corp	Goldman Sachs	22,166
4,539	Kopin Corp	Morgan Stanley	1,271
(8,742)	Koppers Holdings Inc	Bank of America Merrill Lynch	(9,179)
(6,049)	Koppers Holdings Inc	Goldman Sachs	(6,351)
(4,150)	Koppers Holdings Inc	HSBC	(1,204)
(13,730)	Koppers Holdings Inc	Morgan Stanley	(3,982)
(895)	Korn Ferry	Bank of America Merrill Lynch	(1,110)
(38,569)	Korn Ferry	Goldman Sachs	(47,826)
(32,205)	Korn Ferry	HSBC	(93,992)
(41,500)	Korn Ferry	Morgan Stanley	(83,415)
(59,785)	Kosmos Energy Ltd	Bank of America Merrill Lynch	(20,729)
(111,791)	Kosmos Energy Ltd	Goldman Sachs	(33,383)
(52,739)	Kosmos Energy Ltd	HSBC	(18,823)
(15,846)	Kosmos Energy Ltd	Morgan Stanley	951
(20,596)	Kraft Heinz Co	Bank of America Merrill Lynch	(4,143)
(51,140)	Kraft Heinz Co	Barclays Bank	5,626
(4,334)	Kraft Heinz Co	Goldman Sachs	878
(29,850)	Kraft Heinz Co	HSBC	(55,820)
(25,710)	Kraft Heinz Co	Morgan Stanley	2,829
8,629	Kraton Corp	Goldman Sachs	(4,315)
5,489	Kraton Corp	HSBC	(5,709)
2,460	Kraton Corp	Morgan Stanley	(2,558)
(6,402)	Kratos Defense & Security Solutions Inc	Bank of America Merrill Lynch	(205)
(5,661)	Kratos Defense & Security Solutions Inc	HSBC	(331)
(27,756)	Kratos Defense & Security Solutions Inc	Morgan Stanley	(9,159)
(52,479)	Kroger Co	Bank of America Merrill Lynch	(13,382)

保有高	銘柄	取引相手	未実現評価益/ (損) (米ドル)
	米国(続き)		
(49,326)	Kroger Co	Goldman Sachs	(12,590)
(22,464)	Kroger Co	Morgan Stanley	10,670
18,305	Kronos Worldwide Inc	Bank of America Merrill Lynch	(3,032)
17,622	Kronos Worldwide Inc	Goldman Sachs	(6,344)
89,799	Kronos Worldwide Inc	HSBC	(21,747)
67,201	Kronos Worldwide Inc	Morgan Stanley	(15,456)
(2,030)	Krystal Biotech Inc	Bank of America Merrill Lynch	(24,401)
(4,461)	Krystal Biotech Inc	Goldman Sachs	(53,621)
(4,388)	Krystal Biotech Inc	HSBC	(39,536)
(3,959)	Krystal Biotech Inc	Morgan Stanley	(35,671)
(1,538)	Kura Oncology Inc	Goldman Sachs	(999)
(25,009)	Kura Oncology Inc	Morgan Stanley	20,757
(3,058)	Kura Sushi USA Inc 'A'	Bank of America Merrill Lynch	1,131
(5,772)	Kura Sushi USA Inc 'A'	Goldman Sachs	2,136
(9,225)	Kura Sushi USA Inc 'A'	HSBC	92
(6,054)	Kura Sushi USA Inc 'A'	Morgan Stanley	61
21,823	KVH Industries Inc	Bank of America Merrill Lynch	10,257
10,302	KVH Industries Inc	Goldman Sachs	4,842
37,138	KVH Industries Inc	HSBC	13,985
16,984	KVH Industries Inc	Morgan Stanley	3,057
402	Kymera Therapeutics Inc	Bank of America Merrill Lynch	764
2,497	Kymera Therapeutics Inc	Goldman Sachs	4,744
4,052	Kymera Therapeutics Inc	HSBC	2,674
4,009	Kymera Therapeutics Inc	Morgan Stanley	2,646
3,407	L Brands Inc	Bank of America Merrill Lynch	11,448
(9,616)	L Brands Inc	Bank of America Merrill Lynch	(23,287)
(915)	L Brands Inc	Barclays Bank	789
(1,084)	L3Harris Technologies Inc	Barclays Bank	260
(4,426)	L3Harris Technologies Inc	Goldman Sachs	25,078
(5,485)	L3Harris Technologies Inc	HSBC	(43,935)
(2,235)	L3Harris Technologies Inc	Morgan Stanley	536
2,605	L3Harris Technologies Inc	Morgan Stanley	(625)
(50,002)	La Jolla Pharmaceutical Co	HSBC	(2,750)
450	Laboratory Corp of America Holdings	Bank of America Merrill Lynch	(743)
562	Laboratory Corp of America Holdings	Barclays Bank	1,051
840	Laboratory Corp of America Holdings	Goldman Sachs	(3,578)
1,684	Laboratory Corp of America Holdings	HSBC	2,296
2,857	Laboratory Corp of America Holdings	Morgan Stanley	5,343
(2,831)	Ladder Capital Corp (REIT)	Bank of America Merrill Lynch	(1,982)
(12,099)	Ladder Capital Corp (REIT)	Goldman Sachs	(8,469)
(37,200)	Ladder Capital Corp (REIT)	HSBC	(32,364)
(23,084)	Ladder Capital Corp (REIT)	Morgan Stanley	(8,310)
9,254	Laird Superfood Inc	HSBC	(10,550)
8,515	Lakeland Bancorp Inc	Bank of America Merrill Lynch	(1,448)
66,810	Lakeland Bancorp Inc	Goldman Sachs	(11,358)

保有高	銘柄	取引相手	未実現評価益/ (損) (米ドル)
	米国(続き)		
118,444	Lakeland Bancorp Inc	HSBC	12,432
135,565	Lakeland Bancorp Inc	Morgan Stanley	1,356
3,867	Lakeland Financial Corp	Bank of America Merrill Lynch	(9,590)
6,356	Lakeland Financial Corp	Goldman Sachs	(15,763)
18,275	Lakeland Financial Corp	HSBC	(19,475)
16,682	Lakeland Financial Corp	Morgan Stanley	(15,848)
(33,187)	Lakeland Industries Inc	HSBC	12,611
325	Lam Research Corp	Bank of America Merrill Lynch	2,079
752	Lam Research Corp	Barclays Bank	3,738
1,602	Lam Research Corp	Goldman Sachs	23,101
2,324	Lam Research Corp	HSBC	86,987
7,419	Lam Research Corp	Morgan Stanley	36,873
(4,335)	Lamar Advertising Co 'A' (REIT)	Bank of America Merrill Lynch	(12,225)
(2,248)	Lamar Advertising Co 'A' (REIT)	Barclays Bank	(337)
(2,847)	Lamar Advertising Co 'A' (REIT)	Goldman Sachs	(8,029)
3,412	Lamar Advertising Co 'A' (REIT)	HSBC	3,173
(944)	Lamar Advertising Co 'A' (REIT)	HSBC	(878)
7,452	Lamar Advertising Co 'A' (REIT)	Morgan Stanley	1,118
712	Lamb Weston Holdings Inc	Bank of America Merrill Lynch	(936)
1,169	Lamb Weston Holdings Inc	Barclays Bank	2,525
5,024	Lamb Weston Holdings Inc	Goldman Sachs	(8,078)
4,633	Lamb Weston Holdings Inc	HSBC	(16,864)
1,717	Lamb Weston Holdings Inc	Morgan Stanley	3,709
(945)	Lancaster Colony Corp	Bank of America Merrill Lynch	9,100
1,397	Lancaster Colony Corp	Bank of America Merrill Lynch	(16,848)
(1,108)	Lancaster Colony Corp	Barclays Bank	5,595
548	Lancaster Colony Corp	Goldman Sachs	(6,609)
(675)	Lancaster Colony Corp	Goldman Sachs	8,098
(1,001)	Lancaster Colony Corp	HSBC	521
5,531	Lancaster Colony Corp	HSBC	(17,053)
11,877	Lancaster Colony Corp	Morgan Stanley	(59,979)
(400)	Lancaster Colony Corp	Morgan Stanley	2,020
27,521	Landec Corp	Bank of America Merrill Lynch	2,636
43,392	Landec Corp	Goldman Sachs	3,425
23,639	Landec Corp	HSBC	7,954
3,704	Landec Corp	Morgan Stanley	333
(4,891)	Landmark Bancorp Inc	Bank of America Merrill Lynch	(858)
(4,489)	Landmark Bancorp Inc	Goldman Sachs	(919)
(2,603)	Landmark Bancorp Inc	HSBC	(1,067)
416	Lands ' End Inc	Bank of America Merrill Lynch	537
2,274	Lands ' End Inc	HSBC	12,689
9,638	Lands ' End Inc	Morgan Stanley	10,987
14,509	Landstar System Inc	Bank of America Merrill Lynch	(26,459)
(4,424)	Landstar System Inc	Barclays Bank	(796)
6,304	Landstar System Inc	Goldman Sachs	(12,156)

保有高	銘柄	取引相手	未実現評価益/ (損) (米ドル)
	米国(続き)		
4,336	Landstar System Inc	Morgan Stanley	780
(1,310)	Landstar System Inc	Morgan Stanley	(236)
(51,804)	Lannett Co Inc	HSBC	(12,951)
(11,742)	Lannett Co Inc	Morgan Stanley	(2,936)
(21,983)	Lantheus Holdings Inc	Bank of America Merrill Lynch	(17,806)
(4,793)	Lantheus Holdings Inc	Goldman Sachs	(3,882)
(21,848)	Lantheus Holdings Inc	HSBC	(16,653)
(59,539)	Lantheus Holdings Inc	Morgan Stanley	(8,335)
3,401	Laredo Petroleum Inc	Bank of America Merrill Lynch	6,569
15,892	Laredo Petroleum Inc	Goldman Sachs	27,512
32,128	Laredo Petroleum Inc	HSBC	54,768
1,968	Laredo Petroleum Inc	Morgan Stanley	3,168
2,616	Larimar Therapeutics Inc	Bank of America Merrill Lynch	(2,119)
980	Larimar Therapeutics Inc	Goldman Sachs	(794)
2,611	Larimar Therapeutics Inc	Morgan Stanley	6,449
11,563	Las Vegas Sands Corp	Bank of America Merrill Lynch	(7,516)
(27,356)	Las Vegas Sands Corp	Goldman Sachs	68,937
4,339	Lattice Semiconductor Corp	Bank of America Merrill Lynch	(845)
(427)	Lattice Semiconductor Corp	Bank of America Merrill Lynch	115
2,438	Lattice Semiconductor Corp	Barclays Bank	512
1,404	Lattice Semiconductor Corp	Goldman Sachs	(111)
3,172	Lattice Semiconductor Corp	HSBC	3,255
(13,905)	Lattice Semiconductor Corp	HSBC	(11,402)
2,833	Lattice Semiconductor Corp	Morgan Stanley	591
(23,111)	Lattice Semiconductor Corp	Morgan Stanley	(4,853)
(22,348)	Laureate Education Inc 'A'	Bank of America Merrill Lynch	(3,687)
(29,727)	Laureate Education Inc 'A'	Barclays Bank	(7,580)
(18,728)	Laureate Education Inc 'A'	Goldman Sachs	(3,090)
(23,728)	Laureate Education Inc 'A'	HSBC	(6,838)
(21,104)	Laureate Education Inc 'A'	Morgan Stanley	(5,382)
2,718	Lawson Products Inc	Goldman Sachs	(1,033)
3,047	Lawson Products Inc	HSBC	4,145
8,969	Lawson Products Inc	Morgan Stanley	3,319
7,486	La-Z-Boy Inc	Goldman Sachs	2,400
40,703	La-Z-Boy Inc	HSBC	(24,840)
46,389	La-Z-Boy Inc	Morgan Stanley	(36,183)
13,376	LB Foster Co 'A'	Bank of America Merrill Lynch	(5,484)
14,739	LB Foster Co 'A'	Goldman Sachs	(6,043)
8,840	LB Foster Co 'A'	Morgan Stanley	(3,006)
6,781	LCI Industries	HSBC	63,066
13,425	LCI Industries	Morgan Stanley	(69,810)
(8,530)	LCNB Corp	Goldman Sachs	5,748
(29,071)	LCNB Corp	HSBC	(11,546)
21,809	Leaf Group Ltd	Bank of America Merrill Lynch	18,974
9,669	Leaf Group Ltd	Goldman Sachs	8,412

保有高	銘柄	取引相手	未実現評価益/ (損) (米ドル)
	米国(続き)		
10,191	Leaf Group Ltd	HSBC	4,790
7,963	Leaf Group Ltd	Morgan Stanley	3,743
(221)	Lear Corp	Bank of America Merrill Lynch	(917)
(4,082)	Lear Corp	Barclays Bank	(6,083)
(527)	Lear Corp	Goldman Sachs	(2,187)
(1,786)	Lear Corp	HSBC	(17,163)
(19,397)	Lear Corp	Morgan Stanley	(28,902)
(59,571)	Lee Enterprises Inc	Goldman Sachs	(6,088)
1,300	Legacy Housing Corp	Goldman Sachs	507
6,517	Legacy Housing Corp	HSBC	5,996
1,488	Legacy Housing Corp	Morgan Stanley	(45)
16,589	Leggett & Platt Inc	Barclays Bank	(3,650)
16,631	Leggett & Platt Inc	Goldman Sachs	9,480
16,109	Leggett & Platt Inc	Morgan Stanley	(3,544)
(2,429)	Leidos Holdings Inc	Bank of America Merrill Lynch	(1,700)
(10,163)	Leidos Holdings Inc	Barclays Bank	10,671
(5,035)	Leidos Holdings Inc	Goldman Sachs	(3,525)
(7,338)	Leidos Holdings Inc	HSBC	(49,165)
(16,890)	Leidos Holdings Inc	Morgan Stanley	17,735
(3,109)	LeMaitre Vascular Inc	Bank of America Merrill Lynch	(5,565)
(7,915)	LeMaitre Vascular Inc	Goldman Sachs	(14,168)
(3,155)	LeMaitre Vascular Inc	HSBC	(4,606)
(3,332)	LeMaitre Vascular Inc	Morgan Stanley	(3,632)
2,975	Lemonade Inc	Bank of America Merrill Lynch	28,441
1,343	Lemonade Inc	Goldman Sachs	12,839
2,454	Lemonade Inc	HSBC	22,577
412	Lemonade Inc	Morgan Stanley	4,363
(6,410)	LendingClub Corp	Goldman Sachs	(16,410)
(41,574)	LendingClub Corp	HSBC	(69,897)
(7,976)	LendingClub Corp	Morgan Stanley	(5,503)
102	LendingTree Inc	Bank of America Merrill Lynch	(3,092)
1,150	LendingTree Inc	Goldman Sachs	(53,438)
200	LendingTree Inc	HSBC	(7,225)
459	LendingTree Inc	Morgan Stanley	(1,304)
1,678	Lennar Corp 'A'	Bank of America Merrill Lynch	(169)
1,558	Lennar Corp 'A'	Barclays Bank	(2,804)
(9,007)	Lennar Corp 'A'	Barclays Bank	16,213
6,186	Lennar Corp 'A'	Goldman Sachs	3,994
23,454	Lennar Corp 'A'	HSBC	138,597
(18,129)	Lennar Corp 'A'	HSBC	(109,318)
15,716	Lennar Corp 'A'	Morgan Stanley	(28,289)
(3,515)	Lennar Corp 'B'	Bank of America Merrill Lynch	668
2,322	Lennox International Inc	Bank of America Merrill Lynch	(38,964)
2,224	Lennox International Inc	Barclays Bank	(24,241)
3,758	Lennox International Inc	Goldman Sachs	(63,135)

保有高	銘柄	取引相手	未実現評価益/ (損) (米ドル)
	米国(続き)		
2,363	Lennox International Inc	HSBC	(16,234)
8,206	Lennox International Inc	Morgan Stanley	(88,828)
(22,250)	LENSAR Inc	Bank of America Merrill Lynch	890
(1,462)	LENSAR Inc	Goldman Sachs	58
(8,043)	LENSAR Inc	HSBC	(3,198)
(10,755)	LENSAR Inc	Morgan Stanley	(2,581)
7,819	Level One Bancorp Inc	Bank of America Merrill Lynch	19,833
2,583	Level One Bancorp Inc	Goldman Sachs	6,612
18,978	Level One Bancorp Inc	HSBC	45,266
11,299	Level One Bancorp Inc	Morgan Stanley	22,711
(8,942)	Levi Strauss & Co 'A'	Barclays Bank	-
(20,799)	Levi Strauss & Co 'A'	HSBC	(52,205)
(10,586)	Levi Strauss & Co 'A'	Morgan Stanley	-
(10,250)	Lexicon Pharmaceuticals Inc	Bank of America Merrill Lynch	(2,973)
(154,834)	Lexicon Pharmaceuticals Inc	HSBC	(18,580)
(6,000)	Lexicon Pharmaceuticals Inc	Morgan Stanley	(720)
(57,169)	Lexington Realty Trust (REIT)	HSBC	(22,296)
(258,347)	Lexington Realty Trust (REIT)	Morgan Stanley	7,750
2,175	LGI Homes Inc	Bank of America Merrill Lynch	(718)
724	LGI Homes Inc	Goldman Sachs	(239)
7,339	LGI Homes Inc	HSBC	(18,665)
6,249	LGI Homes Inc	Morgan Stanley	(29,995)
1,916	LHC Group Inc	Bank of America Merrill Lynch	(24,879)
(722)	LHC Group Inc	Barclays Bank	217
1,743	LHC Group Inc	Goldman Sachs	(18,658)
(285)	LHC Group Inc	Goldman Sachs	3,701
3,032	LHC Group Inc	HSBC	(13,936)
(3,129)	LHC Group Inc	Morgan Stanley	939
4,030	LHC Group Inc	Morgan Stanley	(1,284)
(6,331)	Liberty Broadband Corp	Bank of America Merrill Lynch	(36,277)
626	Liberty Broadband Corp	Barclays Bank	(551)
(2,952)	Liberty Broadband Corp	HSBC	(36,516)
954	Liberty Broadband Corp	HSBC	7,515
(10,540)	Liberty Broadband Corp	Morgan Stanley	9,275
951	Liberty Broadband Corp	Morgan Stanley	(837)
(12,611)	Liberty Broadband Corp 'A'	Bank of America Merrill Lynch	(67,973)
(1,316)	Liberty Broadband Corp 'A'	Barclays Bank	1,937
(2,865)	Liberty Broadband Corp 'A'	Goldman Sachs	(12,144)
(4,344)	Liberty Broadband Corp 'A'	HSBC	(50,868)
(3,729)	Liberty Broadband Corp 'A'	Morgan Stanley	5,332
(739)	Liberty Media Corp-Liberty Braves 'A'	Bank of America Merrill Lynch	(576)
(15,158)	Liberty Media Corp-Liberty Braves 'A'	Goldman Sachs	(11,823)
(8,369)	Liberty Media Corp-Liberty Braves 'A'	HSBC	(8,034)
(20,274)	Liberty Media Corp-Liberty Braves 'A'	Morgan Stanley	(10,542)
(36,975)	Liberty Media Corp-Liberty Braves 'C'	HSBC	(41,042)

保有高	銘柄	取引相手	未実現評価益/ (損) (米ドル)
	米国(続き)		
(68,644)	Liberty Media Corp-Liberty Braves 'C'	Morgan Stanley	(48,737)
2,278	Liberty Media Corp-Liberty Formula One 'A'	Bank of America Merrill Lynch	(1,025)
(1,643)	Liberty Media Corp-Liberty Formula One 'A'	Barclays Bank	739
(2,263)	Liberty Media Corp-Liberty Formula One 'A'	Goldman Sachs	1,018
1,174	Liberty Media Corp-Liberty Formula One 'A'	Goldman Sachs	(528)
(9,419)	Liberty Media Corp-Liberty Formula One 'A'	HSBC	(471)
(12,587)	Liberty Media Corp-Liberty Formula One 'A'	Morgan Stanley	5,664
2,615	Liberty Media Corp-Liberty Formula One 'A'	Morgan Stanley	(1,177)
(1,996)	Liberty Media Corp-Liberty Formula One 'C'	Bank of America Merrill Lynch	539
(9,157)	Liberty Media Corp-Liberty Formula One 'C'	Barclays Bank	5,402
(7,085)	Liberty Media Corp-Liberty Formula One 'C'	Goldman Sachs	1,913
(35,812)	Liberty Media Corp-Liberty Formula One 'C'	Morgan Stanley	21,129
9,397	Liberty Media Corp-Liberty SiriusXM 'C'	Goldman Sachs	(13,430)
(15,014)	Liberty Media Corp-Liberty SiriusXM 'C'	HSBC	(25,374)
3,340	Liberty Media Corp-Liberty SiriusXM 'C'	HSBC	5,645
(21,279)	Liberty Media Corp-Liberty SiriusXM 'C'	Morgan Stanley	29,365
5,470	Liberty Media Corp-Liberty SiriusXM 'C'	Morgan Stanley	(6,526)
17,176	Liberty Oilfield Services Inc 'A'	Goldman Sachs	12,538
33,692	Liberty Oilfield Services Inc 'A'	HSBC	(2,022)
8,837	Liberty Oilfield Services Inc 'A'	Morgan Stanley	(530)
(44,147)	Liberty TripAdvisor Holdings Inc 'A'	Bank of America Merrill Lynch	(11,920)
(128,240)	Liberty TripAdvisor Holdings Inc 'A'	HSBC	(28,719)
(54,348)	Liberty TripAdvisor Holdings Inc 'A'	Morgan Stanley	(3,261)
7,051	Life Storage Inc (REIT)	Bank of America Merrill Lynch	(60,145)
(383)	Life Storage Inc (REIT)	Bank of America Merrill Lynch	281
3,004	Life Storage Inc (REIT)	Barclays Bank	(691)
5,709	Life Storage Inc (REIT)	Goldman Sachs	(48,698)
9,391	Life Storage Inc (REIT)	Morgan Stanley	(2,160)
(4,322)	Life Storage Inc (REIT)	Morgan Stanley	994
(7,588)	Lifetime Brands Inc	Bank of America Merrill Lynch	(3,035)
(36,080)	Lifetime Brands Inc	Goldman Sachs	(14,432)
(4,210)	Lifetime Brands Inc	HSBC	(12,672)
(2,300)	Lifetime Brands Inc	Morgan Stanley	1,541
(11,490)	Lifevantage Corp	Goldman Sachs	(1,838)
(23,087)	Lifevantage Corp	HSBC	(4,387)
(5,667)	Lifevantage Corp	Morgan Stanley	(1,077)
1,420	Ligand Pharmaceuticals Inc	HSBC	7,242
7,308	Ligand Pharmaceuticals Inc	Morgan Stanley	4,531
17,669	Limelight Networks Inc	Bank of America Merrill Lynch	9,365

保有高	銘柄	取引相手	未実現評価益/ (損) (米ドル)
	米国(続き)		
88,906	Limelight Networks Inc	Goldman Sachs	47,120
11,194	Limelight Networks Inc	HSBC	7,052
3,840	Limestone Bancorp Inc	Bank of America Merrill Lynch	724
5,414	Limestone Bancorp Inc	Goldman Sachs	2,669
2,281	Limestone Bancorp Inc	HSBC	137
1,823	Limestone Bancorp Inc	Morgan Stanley	419
(16,361)	Limoneira Co	Bank of America Merrill Lynch	505
(27,856)	Limoneira Co	Goldman Sachs	1,495
(33,214)	Limoneira Co	HSBC	(6,577)
(16,433)	Limoneira Co	Morgan Stanley	(657)
(28,855)	Lincoln Electric Holdings Inc	Bank of America Merrill Lynch	86,565
3,362	Lincoln Electric Holdings Inc	Barclays Bank	2,555
1,356	Lincoln Electric Holdings Inc	Goldman Sachs	(4,068)
(1,629)	Lincoln Electric Holdings Inc	HSBC	(10,670)
354	Lincoln Electric Holdings Inc	HSBC	205
(1,114)	Lincoln Electric Holdings Inc	Morgan Stanley	(847)
2,614	Lincoln Electric Holdings Inc	Morgan Stanley	1,987
14,999	Lincoln National Corp	Bank of America Merrill Lynch	92,394
8,273	Lincoln National Corp	Goldman Sachs	50,962
23,803	Lincoln National Corp	HSBC	151,150
24,065	Lincoln National Corp	Morgan Stanley	57,515
10,106	Lindblad Expeditions Holdings Inc	Bank of America Merrill Lynch	8,287
13,120	Lindblad Expeditions Holdings Inc	Goldman Sachs	10,758
26,163	Lindblad Expeditions Holdings Inc	HSBC	14,128
(2,365)	Lindsay Corp	Bank of America Merrill Lynch	9,105
(3,431)	Lindsay Corp	Goldman Sachs	13,209
(6,681)	Lindsay Corp	HSBC	17,037
(3,842)	Lindsay Corp	Morgan Stanley	14,676
(154,864)	Lineage Cell Therapeutics Inc	Bank of America Merrill Lynch	(7,743)
(52,159)	Liquidia Corp	Goldman Sachs	37,763
(30,456)	Liquidia Technologies Inc	Bank of America Merrill Lynch	22,690
(11,499)	Liquidia Technologies Inc	HSBC	2,300
(7,523)	Liquidia Technologies Inc	Morgan Stanley	1,505
(45,628)	Liquidity Services Inc	Bank of America Merrill Lynch	(18,251)
(4,891)	Liquidity Services Inc	Goldman Sachs	(1,956)
(26,698)	Liquidity Services Inc	HSBC	(6,766)
(114)	Lithia Motors Inc 'A'	Bank of America Merrill Lynch	(476)
938	Lithia Motors Inc 'A'	Goldman Sachs	27,812
759	Lithia Motors Inc 'A'	HSBC	27,924
(1,093)	Lithia Motors Inc 'A'	HSBC	(2,798)
1,437	Lithia Motors Inc 'A'	Morgan Stanley	3,679
(1,651)	Lithia Motors Inc 'A'	Morgan Stanley	(4,227)
(7,250)	Littelfuse Inc	Bank of America Merrill Lynch	(66,845)
(2,074)	Littelfuse Inc	Barclays Bank	(10,619)
(4,721)	Littelfuse Inc	Goldman Sachs	(43,527)

保有高	銘柄	取引相手	未実現評価益/ (損) (米ドル)
	米国(続き)		
(2,725)	Littelfuse Inc	HSBC	(70,768)
(7,996)	Littelfuse Inc	Morgan Stanley	(40,940)
914	Live Nation Entertainment Inc	Bank of America Merrill Lynch	(1,636)
(11,517)	Live Nation Entertainment Inc	Goldman Sachs	19,263
(1,119)	Live Oak Bancshares Inc	Goldman Sachs	1,013
(17,332)	Live Oak Bancshares Inc	Morgan Stanley	14,732
(5,924)	Livent Corp	Bank of America Merrill Lynch	(3,495)
53,390	Livent Corp	Goldman Sachs	31,500
25,637	Livent Corp	HSBC	57,683
(3,266)	LivePerson Inc	Bank of America Merrill Lynch	(24,887)
(6,413)	LivePerson Inc	Barclays Bank	(26,304)
(3,137)	LivePerson Inc	Goldman Sachs	(19,558)
(3,923)	LivePerson Inc	HSBC	(15,475)
(4,421)	LivePerson Inc	Morgan Stanley	(17,198)
(341)	LiveRamp Holdings Inc	Bank of America Merrill Lynch	1,633
(8,819)	LiveRamp Holdings Inc	Barclays Bank	(13,934)
(2,080)	LiveRamp Holdings Inc	Goldman Sachs	9,963
(23,292)	LiveRamp Holdings Inc	Morgan Stanley	(36,801)
78,675	Livexlive Media Inc	Goldman Sachs	36,977
22,409	LiveXLive Media Inc	HSBC	9,034
9,833	LiveXLive Media Inc	Morgan Stanley	2,753
(11,626)	LKQ Corp	Barclays Bank	5,115
(19,441)	LKQ Corp	Goldman Sachs	26,527
(3,545)	LKQ Corp	Morgan Stanley	1,560
(6,984)	Loews Corp	Bank of America Merrill Lynch	1,048
(13,460)	Loews Corp	Barclays Bank	5,123
(22,063)	Loews Corp	Goldman Sachs	2,246
(47,574)	Loews Corp	HSBC	(44,244)
(12,232)	Loews Corp	Morgan Stanley	612
6,705	LogicBio Therapeutics Inc	Bank of America Merrill Lynch	2,526
29,860	LogicBio Therapeutics Inc	HSBC	15,945
4,968	LogicBio Therapeutics Inc	Morgan Stanley	1,888
(15,625)	Loral Space & Communications Inc	Goldman Sachs	(53,750)
(11,145)	Loral Space & Communications Inc	HSBC	(48,816)
(8,187)	Loral Space & Communications Inc	Morgan Stanley	(34,877)
(1,235)	Louisiana-Pacific Corp	Barclays Bank	1,692
(3,325)	Louisiana-Pacific Corp	Goldman Sachs	(5,087)
(66,288)	Louisiana-Pacific Corp	HSBC	(338,732)
(50,133)	Louisiana-Pacific Corp	Morgan Stanley	68,682
(3,096)	Lovesac Co	Bank of America Merrill Lynch	(18,638)
(3,783)	Lovesac Co	HSBC	(8,436)
(1,928)	Lovesac Co	Morgan Stanley	(4,299)
3,513	Lowe's Cos Inc	Bank of America Merrill Lynch	(33,637)
912	Lowe's Cos Inc	Barclays Bank	(1,227)
(402)	Lowe's Cos Inc	Barclays Bank	541

保有高	銘柄	取引相手	未実現評価益/ (損) (米ドル)
	米国(続き)		
8,042	Lowe's Cos Inc	Goldman Sachs	(75,344)
(1,281)	Lowe's Cos Inc	Goldman Sachs	3,844
2,416	Lowe's Cos Inc	HSBC	(18,061)
(7,520)	Lowe's Cos Inc	HSBC	8,460
627	Lowe's Cos Inc	Morgan Stanley	(1,660)
(11,033)	LPL Financial Holdings Inc	Bank of America Merrill Lynch	(12,357)
(6,343)	LPL Financial Holdings Inc	Barclays Bank	(2,220)
(10,577)	LPL Financial Holdings Inc	Goldman Sachs	(11,846)
2,271	LPL Financial Holdings Inc	HSBC	14,977
6,095	LPL Financial Holdings Inc	Morgan Stanley	2,133
(22,628)	LSB Industries Inc	Bank of America Merrill Lynch	(8,825)
(14,243)	LSB Industries Inc	HSBC	(6,409)
(40,204)	LSB Industries Inc	Morgan Stanley	(16,484)
37,171	LSI Industries Inc	Bank of America Merrill Lynch	17,470
73,031	LSI Industries Inc	Goldman Sachs	34,325
(12)	LTC Properties Inc (REIT)	Bank of America Merrill Lynch	1
(13,046)	LTC Properties Inc (REIT)	Goldman Sachs	1,435
(81,387)	LTC Properties Inc (REIT)	HSBC	(130,687)
(91,117)	LTC Properties Inc (REIT)	Morgan Stanley	(47,381)
1,290	Lululemon Athletica Inc	Bank of America Merrill Lynch	41,757
1,277	Lululemon Athletica Inc	Barclays Bank	19,934
117	Lululemon Athletica Inc	Goldman Sachs	3,787
126	Lululemon Athletica Inc	HSBC	1,922
3,111	Lululemon Athletica Inc	Morgan Stanley	48,563
(13,810)	Lumber Liquidators Holdings Inc	HSBC	(72,917)
3,988	Lumentum Holdings Inc	Bank of America Merrill Lynch	6,888
2,853	Lumentum Holdings Inc	Barclays Bank	3,167
4,512	Lumentum Holdings Inc	Goldman Sachs	8,166
2,526	Lumentum Holdings Inc	HSBC	946
6,021	Lumentum Holdings Inc	Morgan Stanley	6,683
6,249	Luminex Corp	Bank of America Merrill Lynch	7,225
50,032	Luminex Corp	HSBC	58,065
12,984	Luminex Corp	Morgan Stanley	19,022
8,165	Lumos Pharma Inc	Bank of America Merrill Lynch	1,470
(8,214)	Luna Innovations Inc	Bank of America Merrill Lynch	(22,424)
(24,456)	Luna Innovations Inc	Goldman Sachs	(66,765)
(57,850)	Luna Innovations Inc	HSBC	(203,948)
(10,999)	Luna Innovations Inc	Morgan Stanley	(24,638)
46,275	Luther Burbank Corp	Bank of America Merrill Lynch	(24,063)
21,960	Luther Burbank Corp	Goldman Sachs	(11,419)
8,024	Luther Burbank Corp	HSBC	(536)
14,848	Luther Burbank Corp	Morgan Stanley	3,860
(5,156)	Lydall Inc	Bank of America Merrill Lynch	(18,768)
(6,715)	Lydall Inc	HSBC	(32,624)
(3,079)	Lydall Inc	Morgan Stanley	(7,390)

保有高	銘柄	取引相手	未実現評価益/ (損) (米ドル)
	米国(続き)		
8,056	Lyft Inc 'A'	Bank of America Merrill Lynch	(8,988)
12,008	Lyft Inc 'A'	HSBC	10,030
11,770	Lyft Inc 'A'	Morgan Stanley	(7,180)
6,167	Lyra Therapeutics Inc	Bank of America Merrill Lynch	10,176
8,418	Lyra Therapeutics Inc	Goldman Sachs	12,806
15,070	Lyra Therapeutics Inc	HSBC	22,606
12,477	Lyra Therapeutics Inc	Morgan Stanley	17,717
(2,369)	M&T Bank Corp	Bank of America Merrill Lynch	16,180
2,566	M&T Bank Corp	Bank of America Merrill Lynch	(17,526)
(9,548)	M&T Bank Corp	Barclays Bank	(11,935)
8,376	M&T Bank Corp	Barclays Bank	2,782
(9,214)	M&T Bank Corp	Goldman Sachs	62,932
(568)	M&T Bank Corp	HSBC	2,175
(9,538)	M&T Bank Corp	Morgan Stanley	(11,923)
5,438	M&T Bank Corp	Morgan Stanley	6,798
(517)	M/I Homes Inc	Bank of America Merrill Lynch	122
(6,532)	M/I Homes Inc	Goldman Sachs	(6,532)
(25,985)	M/I Homes Inc	HSBC	(108,617)
(17,841)	M/I Homes Inc	Morgan Stanley	2,319
105,031	Macatawa Bank Corp	Bank of America Merrill Lynch	(6,302)
62,005	Macatawa Bank Corp	Goldman Sachs	(3,720)
137,839	Macatawa Bank Corp	HSBC	52,809
113,607	Macatawa Bank Corp	Morgan Stanley	22,721
52,924	Macerich Co (REIT)	Bank of America Merrill Lynch	94,205
26,570	Macerich Co (REIT)	Goldman Sachs	47,295
44,103	Macerich Co (REIT)	HSBC	41,302
33,010	Macerich Co (REIT)	Morgan Stanley	24,427
(64,804)	Mack-Cali Realty Corp (REIT)	Morgan Stanley	23,977
3,786	Mackinac Financial Corp	Bank of America Merrill Lynch	(510)
11,133	Mackinac Financial Corp	Goldman Sachs	(1,395)
18,026	Mackinac Financial Corp	HSBC	(1,878)
17,797	Mackinac Financial Corp	Morgan Stanley	(3,737)
(22,201)	MACOM Technology Solutions Holdings Inc	HSBC	(55,502)
(25,189)	MACOM Technology Solutions Holdings Inc	Morgan Stanley	(45,844)
(751)	Macquarie Infrastructure Corp	HSBC	(2,719)
(15,793)	Macquarie Infrastructure Corp	Morgan Stanley	7,107
(22,182)	MacroGenics Inc	HSBC	(26,618)
(5,811)	Madison Square Garden Entertainment Corp	Bank of America Merrill Lynch	21,194
(3,203)	Madison Square Garden Entertainment Corp	Barclays Bank	8,520
(1,590)	Madison Square Garden Entertainment Corp	Goldman Sachs	5,645
(3,764)	Madison Square Garden Entertainment Corp	HSBC	21,492
(6,160)	Madison Square Garden Entertainment Corp	Morgan Stanley	16,386
(13,203)	Madison Square Garden Sports Corp	Morgan Stanley	2,113
(952)	Madrigal Pharmaceuticals Inc	Goldman Sachs	2,513
(3,392)	Madrigal Pharmaceuticals Inc	HSBC	(17,808)

保有高	銘柄	取引相手	未実現評価益/ (損) (米ドル)
	米国(続き)		
(1,214)	Madrigal Pharmaceuticals Inc	Morgan Stanley	(6,374)
(2,171)	Magellan Health Inc	Bank of America Merrill Lynch	6,748
(4,384)	Magellan Health Inc	Goldman Sachs	21,657
(4,890)	Magellan Health Inc	HSBC	(9,660)
(6,419)	Magellan Health Inc	Morgan Stanley	(1,476)
11,616	Magenta Therapeutics Inc	Bank of America Merrill Lynch	1,162
12,290	Magenta Therapeutics Inc	Goldman Sachs	1,229
29,957	Magenta Therapeutics Inc	HSBC	13,523
(7,242)	Magnite Inc	HSBC	(61,629)
(10,397)	Magnite Inc	Morgan Stanley	(29,631)
36,843	Magnolia Oil & Gas Corp 'A'	Bank of America Merrill Lynch	28,738
(1,592)	Magnolia Oil & Gas Corp 'A'	Barclays Bank	-
(14,892)	Magnolia Oil & Gas Corp 'A'	Goldman Sachs	(11,616)
79,094	Magnolia Oil & Gas Corp 'A'	Goldman Sachs	61,693
(12,152)	Magnolia Oil & Gas Corp 'A'	HSBC	(19,929)
80,827	Magnolia Oil & Gas Corp 'A'	HSBC	74,262
(85,231)	Magnolia Oil & Gas Corp 'A'	Morgan Stanley	-
27,276	Magnolia Oil & Gas Corp 'A'	Morgan Stanley	-
(224)	MainStreet Bancshares Inc	Bank of America Merrill Lynch	72
(2,036)	MainStreet Bancshares Inc	Goldman Sachs	463
(2,323)	MainStreet Bancshares Inc	HSBC	(639)
(25,082)	MainStreet Bancshares Inc	Morgan Stanley	(6,898)
1,093	Malibu Boats Inc 'A'	Bank of America Merrill Lynch	940
4,864	Malibu Boats Inc 'A'	HSBC	24,769
9,511	Malibu Boats Inc 'A'	Morgan Stanley	(24,158)
(1,994)	Malvern Bancorp Inc	Goldman Sachs	(2,173)
(12,603)	Malvern Bancorp Inc	HSBC	(11,380)
(26,980)	Mammoth Energy Services Inc	HSBC	(8,364)
(28,616)	Mammoth Energy Services Inc	Morgan Stanley	5,151
201	Manhattan Associates Inc	HSBC	947
5,836	Manhattan Associates Inc	Morgan Stanley	20,893
(4,517)	Manhattan Associates Inc	Morgan Stanley	(16,171)
(18,680)	Manitowoc Co Inc	Goldman Sachs	7,846
(10,271)	Manitowoc Co Inc	HSBC	(12,531)
(9,688)	Manitowoc Co Inc	Morgan Stanley	4,456
(123,566)	MannKind Corp	Goldman Sachs	(25,331)
(155,688)	MannKind Corp	HSBC	(26,012)
(1,096)	ManpowerGroup Inc	Bank of America Merrill Lynch	2,093
(6,520)	ManpowerGroup Inc	Barclays Bank	(1,174)
(6,254)	ManpowerGroup Inc	Morgan Stanley	(1,126)
666	ManTech International Corp 'A'	Bank of America Merrill Lynch	(363)
2,603	ManTech International Corp 'A'	Goldman Sachs	(1,419)
18,686	ManTech International Corp 'A'	HSBC	56,592
16,654	ManTech International Corp 'A'	Morgan Stanley	4,247
91,878	Marathon Oil Corp	Bank of America Merrill Lynch	67,071

保有高	銘柄	取引相手	未実現評価益/ (損) (米ドル)
	米国(続き)		
44,476	Marathon Oil Corp	Barclays Bank	1,779
(12,710)	Marathon Oil Corp	Barclays Bank	(508)
64,238	Marathon Oil Corp	Goldman Sachs	46,894
61,392	Marathon Oil Corp	HSBC	68,759
(33,187)	Marathon Oil Corp	HSBC	(37,169)
104,733	Marathon Oil Corp	Morgan Stanley	4,189
(5,434)	Marathon Oil Corp	Morgan Stanley	(217)
27,308	Marathon Patent Group Inc	HSBC	12,952
(13,561)	Marathon Petroleum Corp	Bank of America Merrill Lynch	(2,577)
(5,245)	Marathon Petroleum Corp	Barclays Bank	1,574
12,397	Marathon Petroleum Corp	Barclays Bank	(3,719)
(17,610)	Marathon Petroleum Corp	Goldman Sachs	(3,346)
1,257	Marathon Petroleum Corp	Goldman Sachs	(983)
817	Marathon Petroleum Corp	Morgan Stanley	(1,101)
84,751	Marchex Inc 'B'	Bank of America Merrill Lynch	26,273
79,312	Marchex Inc 'B'	Goldman Sachs	24,587
66,751	Marchex Inc 'B'	Morgan Stanley	6,008
10,074	Marcus & Millichap Inc	Bank of America Merrill Lynch	6,951
12,223	Marcus & Millichap Inc	Goldman Sachs	8,434
100,660	Marcus & Millichap Inc	HSBC	56,125
39,788	Marcus & Millichap Inc	Morgan Stanley	21,486
11,948	Marcus Corp	HSBC	16,622
38,445	Marcus Corp	Morgan Stanley	8,842
1,262	Marin Software Inc	Bank of America Merrill Lynch	467
3,434	Marin Software Inc	Goldman Sachs	1,271
521	Marin Software Inc	Morgan Stanley	26
(23,229)	Marine Products Corp	Bank of America Merrill Lynch	12,311
(13,206)	Marine Products Corp	Goldman Sachs	6,999
(25,938)	Marine Products Corp	HSBC	7,429
(9,973)	Marine Products Corp	Morgan Stanley	5,784
(2,023)	MarineMax Inc	Bank of America Merrill Lynch	(4,572)
(8,347)	MarineMax Inc	Goldman Sachs	(18,864)
(9,718)	MarineMax Inc	HSBC	2,041
(7,909)	Marinus Pharmaceuticals Inc	Bank of America Merrill Lynch	(4,271)
(8,832)	Marinus Pharmaceuticals Inc	Goldman Sachs	(4,769)
(6,345)	Marinus Pharmaceuticals Inc	HSBC	(218)
295	Markel Corp	Bank of America Merrill Lynch	(21,860)
303	Markel Corp	Goldman Sachs	(21,307)
696	Markel Corp	HSBC	(23,142)
471	Markel Corp	Morgan Stanley	(2,002)
(931)	Markel Corp	Morgan Stanley	3,957
8,686	Marker Therapeutics Inc	Bank of America Merrill Lynch	2,432
14,606	Marker Therapeutics Inc	Goldman Sachs	4,090
30,973	Marker Therapeutics Inc	HSBC	5,616
16,257	Marker Therapeutics Inc	Morgan Stanley	1,463

保有高	銘柄	取引相手	未実現評価益/ (損) (米ドル)
	米国(続き)		
295	MarketAxess Holdings Inc	Bank of America Merrill Lynch	1,723
3	MarketAxess Holdings Inc	Goldman Sachs	18
91	MarketAxess Holdings Inc	HSBC	612
632	MarketAxess Holdings Inc	Morgan Stanley	5,005
(16,418)	Marlin Business Services Corp	Bank of America Merrill Lynch	3,776
(25,127)	Marlin Business Services Corp	Morgan Stanley	(12,564)
(5,406)	Marriott International Inc 'A'	Bank of America Merrill Lynch	(22,079)
(11,041)	Marriott International Inc 'A'	Barclays Bank	(50,457)
(10,286)	Marriott International Inc 'A'	Goldman Sachs	(40,115)
574	Marriott Vacations Worldwide Corp	Barclays Bank	(201)
(4,213)	Marriott Vacations Worldwide Corp	HSBC	(11,544)
(12,600)	Marriott Vacations Worldwide Corp	Morgan Stanley	4,410
1,305	Marriott Vacations Worldwide Corp	Morgan Stanley	(457)
3,706	Marsh & McLennan Cos Inc	Bank of America Merrill Lynch	(5,255)
15,924	Marsh & McLennan Cos Inc	Barclays Bank	11,784
11,822	Marsh & McLennan Cos Inc	Goldman Sachs	(17,163)
8,267	Marsh & McLennan Cos Inc	HSBC	25,784
8,923	Marsh & McLennan Cos Inc	Morgan Stanley	6,604
4,827	Marten Transport Ltd	Goldman Sachs	(4,972)
43,556	Marten Transport Ltd	HSBC	21,414
25,442	Marten Transport Ltd	Morgan Stanley	(5,343)
1,900	Martin Marietta Materials Inc	Bank of America Merrill Lynch	(9,652)
2,659	Martin Marietta Materials Inc	Goldman Sachs	(13,508)
(790)	Martin Marietta Materials Inc	Goldman Sachs	4,013
270	Martin Marietta Materials Inc	HSBC	479
(1,189)	Martin Marietta Materials Inc	HSBC	(5,588)
3,368	Martin Marietta Materials Inc	Morgan Stanley	(2,560)
(4,025)	Martin Marietta Materials Inc	Morgan Stanley	3,059
2,729	Masco Corp	Bank of America Merrill Lynch	(4,175)
5,384	Masco Corp	Barclays Bank	(7,753)
3,375	Masco Corp	Goldman Sachs	(5,062)
(18,004)	Masco Corp	Morgan Stanley	25,926
10,035	Masco Corp	Morgan Stanley	(14,450)
192	Masimo Corp	Bank of America Merrill Lynch	705
5,200	Masimo Corp	Morgan Stanley	33,594
1,652	MasTec Inc	Barclays Bank	(1,156)
20,154	MasTec Inc	Goldman Sachs	20,154
8,330	MasTec Inc	HSBC	1,118
41,933	MasTec Inc	Morgan Stanley	(29,353)
6,213	Mastech Digital Inc	Bank of America Merrill Lynch	2,050
934	Mastech Digital Inc	Goldman Sachs	308
838	Mastech Digital Inc	HSBC	478
1,220	Mastech Digital Inc	Morgan Stanley	720
(502)	Mastercard Inc 'A'	Barclays Bank	(1,883)
3,008	Mastercard Inc 'A'	Goldman Sachs	1,023

保有高	銘柄	取引相手	未実現評価益/ (損) (米ドル)
	米国(続き)		
(1,575)	Mastercard Inc 'A'	Goldman Sachs	(356)
8,388	Mastercard Inc 'A'	Morgan Stanley	31,455
(1,653)	Mastercard Inc 'A'	Morgan Stanley	(6,199)
(3,629)	MasterCraft Boat Holdings Inc	Bank of America Merrill Lynch	3,157
(4,280)	MasterCraft Boat Holdings Inc	Goldman Sachs	3,724
(22,742)	MasterCraft Boat Holdings Inc	HSBC	(8,239)
(4,674)	MasterCraft Boat Holdings Inc	Morgan Stanley	3,926
32,217	Matador Resources Co	Goldman Sachs	67,011
9,638	Matador Resources Co	HSBC	24,770
(3,043)	Match Group Inc	Barclays Bank	199
(437)	Match Group Inc	Goldman Sachs	(1,451)
2,577	Match Group Inc	Goldman Sachs	8,556
(590)	Match Group Inc	Morgan Stanley	47
2,476	Match Group Inc	Morgan Stanley	(198)
12,344	Materion Corp	Goldman Sachs	(15,430)
2,080	Materion Corp	HSBC	(571)
12,485	Materion Corp	Morgan Stanley	(10,113)
22,810	Matrix Service Co	Bank of America Merrill Lynch	7,071
29,111	Matrix Service Co	Goldman Sachs	9,024
29,863	Matrix Service Co	HSBC	14,814
22,684	Matrix Service Co	Morgan Stanley	(4,764)
(27,621)	Matson Inc	HSBC	9,391
(5,578)	Matson Inc	Morgan Stanley	5,801
(4,524)	Mattel Inc	Bank of America Merrill Lynch	(6,243)
2,873	Mattel Inc	Bank of America Merrill Lynch	3,965
(5,500)	Mattel Inc	Barclays Bank	(1,485)
4,656	Mattel Inc	Goldman Sachs	6,425
(18,258)	Mattel Inc	HSBC	(40,168)
8,059	Matthews International Corp 'A'	Goldman Sachs	8,704
40,845	Matthews International Corp 'A'	HSBC	141,355
34,089	Matthews International Corp 'A'	Morgan Stanley	(26,930)
(63,393)	Maui Land & Pineapple Co Inc	Bank of America Merrill Lynch	(46,911)
(1,410)	Maui Land & Pineapple Co Inc	Goldman Sachs	(1,043)
(2,337)	Maxar Technologies Inc	Bank of America Merrill Lynch	(6,076)
(3,382)	Maxar Technologies Inc	Goldman Sachs	(8,793)
(7,411)	Maxar Technologies Inc	HSBC	(3,706)
5,734	Maxim Integrated Products Inc	HSBC	12,099
(6,838)	MAXIMUS Inc	Bank of America Merrill Lynch	8,972
3,830	MAXIMUS Inc	Bank of America Merrill Lynch	(6,051)
(17,460)	MAXIMUS Inc	Barclays Bank	(34,221)
(13,871)	MAXIMUS Inc	Goldman Sachs	21,916
6,058	MAXIMUS Inc	Goldman Sachs	(9,572)
(3,944)	MAXIMUS Inc	HSBC	(197)
39,819	MAXIMUS Inc	HSBC	62,471
(25,599)	MAXIMUS Inc	Morgan Stanley	(50,174)

保有高	銘柄	取引相手	未実現評価益/ (損) (米ドル)
	米国(続き)		
45,730	MAXIMUS Inc	Morgan Stanley	78,371
11,876	MaxLinear Inc	Goldman Sachs	41,566
2,236	MaxLinear Inc	HSBC	559
22,173	MaxLinear Inc	Morgan Stanley	5,543
4,931	Mayville Engineering Co Inc	Bank of America Merrill Lynch	(2,811)
12,613	Mayville Engineering Co Inc	HSBC	12,739
12,815	Mayville Engineering Co Inc	Morgan Stanley	(1,153)
(14,970)	MBIA Inc	Goldman Sachs	(8,084)
(35,403)	MBIA Inc	HSBC	(3,540)
(180,855)	MBIA Inc	Morgan Stanley	(5,426)
2,794	McCormick & Co Inc	Bank of America Merrill Lynch	4,666
(917)	McCormick & Co Inc	Bank of America Merrill Lynch	116
1,833	McCormick & Co Inc	Barclays Bank	5,224
(2,896)	McCormick & Co Inc	Barclays Bank	(8,254)
4,127	McCormick & Co Inc	Goldman Sachs	6,892
(6,133)	McCormick & Co Inc	Goldman Sachs	(10,242)
4,321	McCormick & Co Inc	HSBC	32,537
8,750	McCormick & Co Inc	Morgan Stanley	24,938
13,249	McDonald's Corp	Barclays Bank	(14,839)
13,144	McDonald's Corp	Morgan Stanley	(14,721)
25,381	McGrath RentCorp	Bank of America Merrill Lynch	(15,990)
7,086	McGrath RentCorp	HSBC	14,172
13,693	McGrath RentCorp	Morgan Stanley	(17,116)
1,172	McKesson Corp	Bank of America Merrill Lynch	(1,753)
6,557	McKesson Corp	Barclays Bank	53,899
3,638	McKesson Corp	Goldman Sachs	(909)
1,729	McKesson Corp	HSBC	9,284
3,964	McKesson Corp	Morgan Stanley	32,584
10,593	MDC Holdings Inc	Barclays Bank	(742)
10,839	MDC Holdings Inc	Goldman Sachs	10,405
74,298	MDC Holdings Inc	HSBC	169,405
58,666	MDC Holdings Inc	Morgan Stanley	(4,107)
(9,965)	MDU Resources Group Inc	Bank of America Merrill Lynch	299
(14,561)	MDU Resources Group Inc	Barclays Bank	(6,698)
(27,097)	MDU Resources Group Inc	Goldman Sachs	813
(78,587)	MDU Resources Group Inc	HSBC	(25,147)
(64,642)	MDU Resources Group Inc	Morgan Stanley	(29,735)
8,990	Medallia Inc	Bank of America Merrill Lynch	31,645
4,527	Medallia Inc	Goldman Sachs	15,935
7,718	Medallia Inc	Morgan Stanley	3,627
1,432	MedCath Corp*	Morgan Stanley	-
1,716	Media General Inc*,	Bank of America Merrill Lynch	-
1,127	Media General Inc*,	Morgan Stanley	-
(41,526)	Medical Properties Trust Inc (REIT)	Bank of America Merrill Lynch	(4,568)
(34,111)	Medical Properties Trust Inc (REIT)	Barclays Bank	(5,458)

保有高	銘柄	取引相手	未実現評価益/ (損) (米ドル)
	米国(続き)		
(15,279)	Medical Properties Trust Inc (REIT)	Goldman Sachs	(1,681)
14,348	Medical Properties Trust Inc (REIT)	Goldman Sachs	1,578
(17,711)	Medical Properties Trust Inc (REIT)	HSBC	(6,907)
15,133	Medical Properties Trust Inc (REIT)	HSBC	5,902
(21,586)	Medical Properties Trust Inc (REIT)	Morgan Stanley	(3,454)
22,619	Medical Properties Trust Inc (REIT)	Morgan Stanley	3,619
8,290	MediciNova Inc	Bank of America Merrill Lynch	(2,238)
18,559	MediciNova Inc	HSBC	(2,598)
(4,252)	Medifast Inc	HSBC	(188,449)
11,727	MEDNAX Inc	Bank of America Merrill Lynch	1,876
6,229	MEDNAX Inc	Goldman Sachs	997
11,272	MEDNAX Inc	HSBC	3,654
18,340	MEDNAX Inc	Morgan Stanley	(7,703)
(266)	Medpace Holdings Inc	Barclays Bank	697
(2,721)	Medpace Holdings Inc	Goldman Sachs	(7,020)
7,173	Medpace Holdings Inc	Goldman Sachs	18,506
(1,292)	Medpace Holdings Inc	HSBC	(6,848)
5,135	Medpace Holdings Inc	HSBC	14,507
(3,455)	Medpace Holdings Inc	Morgan Stanley	9,052
3,514	Medpace Holdings Inc	Morgan Stanley	(9,207)
66,497	MEI Pharma Inc	HSBC	17,954
(43)	MercadoLibre Inc	Bank of America Merrill Lynch	(7,173)
(113)	MercadoLibre Inc	Barclays Bank	(6,005)
(598)	MercadoLibre Inc	Goldman Sachs	(134,898)
(86)	MercadoLibre Inc	Morgan Stanley	(6,900)
114,624	Mercantile Bank Corp	Bank of America Merrill Lynch	103,162
5,032	Mercantile Bank Corp	Goldman Sachs	4,529
8,872	Mercantile Bank Corp	HSBC	8,767
6,253	Mercantile Bank Corp	Morgan Stanley	9,505
9,881	Merchants Bancorp	Bank of America Merrill Lynch	(2,174)
7,575	Merchants Bancorp	Goldman Sachs	(1,667)
41,913	Merchants Bancorp	HSBC	150,910
28,271	Merchants Bancorp	Morgan Stanley	13,570
410	Merck & Co Inc	Goldman Sachs	(692)
(33,273)	Merck & Co Inc	Goldman Sachs	(1,487)
14,801	Merck & Co Inc	HSBC	(8,437)
19,960	Merck & Co Inc	Morgan Stanley	(6,986)
2,799	Mercury General Corp	Bank of America Merrill Lynch	(1,064)
(4,871)	Mercury General Corp	Bank of America Merrill Lynch	1,851
439	Mercury General Corp	Barclays Bank	255
5,900	Mercury General Corp	Goldman Sachs	(2,242)
(20,255)	Mercury General Corp	Goldman Sachs	7,697
3,052	Mercury General Corp	HSBC	10,133
(2,411)	Mercury General Corp	HSBC	(8,005)
566	Mercury General Corp	Morgan Stanley	328

保有高	銘柄	取引相手	未実現評価益/ (損) (米ドル)
	米国(続き)		
(669)	Mercury General Corp	Morgan Stanley	(388)
(960)	Mercury Systems Inc	Bank of America Merrill Lynch	(1,690)
(309)	Mercury Systems Inc	Barclays Bank	(65)
(3,117)	Mercury Systems Inc	Morgan Stanley	(655)
30,684	Meredith Corp	HSBC	167,535
24,058	Meredith Corp	Morgan Stanley	(5,533)
105,754	Meridian Bancorp Inc	Bank of America Merrill Lynch	(26,439)
25,573	Meridian Bancorp Inc	Goldman Sachs	(6,393)
85,332	Meridian Bancorp Inc	HSBC	18,159
35,498	Meridian Bancorp Inc	Morgan Stanley	(1,420)
1,555	Meridian Bioscience Inc	Bank of America Merrill Lynch	1,089
11,869	Meridian Bioscience Inc	HSBC	35,844
5,139	Meridian Corp	Bank of America Merrill Lynch	206
2,358	Meridian Corp	Goldman Sachs	205
26,520	Meridian Corp	HSBC	78
8,803	Meridian Corp	Morgan Stanley	(1,056)
5,323	Merit Medical Systems Inc	Goldman Sachs	18,843
(1,946)	Merit Medical Systems Inc	HSBC	(3,075)
3,038	Merit Medical Systems Inc	HSBC	6,308
(7,077)	Merit Medical Systems Inc	Morgan Stanley	(2,618)
5,887	Merit Medical Systems Inc	Morgan Stanley	2,178
(5,536)	Meritage Homes Corp	Bank of America Merrill Lynch	5,530
3,474	Meritage Homes Corp	Bank of America Merrill Lynch	(1,668)
(4,974)	Meritage Homes Corp	Barclays Bank	13,778
(9,282)	Meritage Homes Corp	Goldman Sachs	6,562
4,030	Meritage Homes Corp	Goldman Sachs	(1,934)
(518)	Meritage Homes Corp	HSBC	(3,160)
10,354	Meritage Homes Corp	HSBC	63,159
(7,746)	Meritage Homes Corp	Morgan Stanley	21,457
10,781	Meritage Homes Corp	Morgan Stanley	(29,863)
(4,165)	Meritor Inc	Bank of America Merrill Lynch	(583)
(29,652)	Meritor Inc	HSBC	(6,611)
(42,783)	Meritor Inc	Morgan Stanley	(21,392)
(3,372)	Mersana Therapeutics Inc	Bank of America Merrill Lynch	(6,845)
(7,056)	Mersana Therapeutics Inc	HSBC	(19,335)
(5,163)	Mersana Therapeutics Inc	Morgan Stanley	(9,965)
(12,717)	Mesa Air Group Inc	Bank of America Merrill Lynch	(21,873)
(10,972)	Mesa Air Group Inc	Goldman Sachs	(18,872)
(20,589)	Mesa Air Group Inc	HSBC	(55,179)
(66,306)	Mesa Air Group Inc	Morgan Stanley	(64,980)
(2,239)	Mesa Laboratories Inc	Goldman Sachs	35,488
(752)	Mesa Laboratories Inc	HSBC	(30)
(3,639)	Mesa Laboratories Inc	Morgan Stanley	26,528
(61,139)	Meta Financial Group Inc	Morgan Stanley	23,844
8,831	Metacrine Inc	Bank of America Merrill Lynch	(18,192)

保有高	銘柄	取引相手	未実現評価益/ (損) (米ドル)
	米国(続き)		
9,655	Metacrine Inc	Goldman Sachs	(19,573)
13,603	Metacrine Inc	HSBC	(13,697)
5,351	Metacrine Inc	Morgan Stanley	(4,227)
(9,052)	Methode Electronics Inc	Goldman Sachs	18,104
(16,067)	Methode Electronics Inc	HSBC	(8,034)
(15,178)	Methode Electronics Inc	Morgan Stanley	6,375
28,936	MetLife Inc	Bank of America Merrill Lynch	24,390
23,036	MetLife Inc	Barclays Bank	(7,832)
10,635	MetLife Inc	Goldman Sachs	8,274
25,675	MetLife Inc	HSBC	46,484
33,437	MetLife Inc	Morgan Stanley	(11,369)
(25,702)	Metrocity Bankshares Inc	Goldman Sachs	13,365
(41,863)	Metrocity Bankshares Inc	HSBC	10,888
(3,645)	Metropolitan Bank Holding Corp	Bank of America Merrill Lynch	6,786
(2,568)	Metropolitan Bank Holding Corp	Goldman Sachs	2,582
(5,020)	Metropolitan Bank Holding Corp	HSBC	(5,652)
(1,544)	Metropolitan Bank Holding Corp	Morgan Stanley	(448)
(27)	Mettler-Toledo International Inc	Bank of America Merrill Lynch	480
21	Mettler-Toledo International Inc	Barclays Bank	(182)
(375)	Mettler-Toledo International Inc	Barclays Bank	3,255
48	Mettler-Toledo International Inc	Goldman Sachs	(2,781)
1,017	Mettler-Toledo International Inc	HSBC	(50,423)
(359)	Mettler-Toledo International Inc	Morgan Stanley	3,116
(44,300)	MFA Financial Inc (REIT)	Bank of America Merrill Lynch	(11,961)
306,548	MFA Financial Inc (REIT)	HSBC	3,065
(6,997)	MGE Energy Inc	Bank of America Merrill Lynch	25,119
(40,642)	MGE Energy Inc	HSBC	(1,860)
(41,423)	MGE Energy Inc	Morgan Stanley	19,055
(6,352)	MGIC Investment Corp	Barclays Bank	2,119
(8,850)	MGIC Investment Corp	Goldman Sachs	(575)
(6,655)	MGIC Investment Corp	HSBC	(6,089)
(29,541)	MGIC Investment Corp	Morgan Stanley	4,284
10,583	MGM Growth Properties LLC 'A' (REIT)	Bank of America Merrill Lynch	(4,233)
12,307	MGM Growth Properties LLC 'A' (REIT)	Barclays Bank	(3,686)
10,094	MGM Growth Properties LLC 'A' (REIT)	Goldman Sachs	(4,970)
13,433	MGM Growth Properties LLC 'A' (REIT)	HSBC	20,418
14,647	MGM Growth Properties LLC 'A' (REIT)	Morgan Stanley	(4,540)
2,755	MGM Resorts International	Barclays Bank	6,640
14,388	MGM Resorts International	Goldman Sachs	29,495
61,079	MGM Resorts International	Morgan Stanley	147,200
(6,322)	MGP Ingredients Inc	Bank of America Merrill Lynch	(4,651)
(1,396)	MGP Ingredients Inc	Goldman Sachs	(1,291)
(11,401)	MGP Ingredients Inc	HSBC	(54,083)
(589)	MGP Ingredients Inc	Morgan Stanley	(277)
(68,590)	Michaels Cos Inc	Bank of America Merrill Lynch	(139,924)

保有高	銘柄	取引相手	未実現評価益/ (損) (米ドル)
	米国(続き)		
(506)	Microchip Technology Inc	Bank of America Merrill Lynch	(1,191)
(2,192)	Microchip Technology Inc	Barclays Bank	(1,216)
3,185	Microchip Technology Inc	Barclays Bank	5,128
(19,139)	Microchip Technology Inc	Morgan Stanley	(30,814)
3,494	Microchip Technology Inc	Morgan Stanley	5,625
(701)	Micron Technology Inc	Bank of America Merrill Lynch	(1,893)
(1,391)	Micron Technology Inc	Barclays Bank	(1,379)
(3,594)	Micron Technology Inc	Goldman Sachs	(9,048)
(22,349)	Micron Technology Inc	HSBC	(192,201)
(19,290)	Micron Technology Inc	Morgan Stanley	(7,331)
1,225	Microsoft Corp	Bank of America Merrill Lynch	(211)
(9,325)	Microsoft Corp	Bank of America Merrill Lynch	29,001
1,005	Microsoft Corp	Barclays Bank	4,030
(707)	Microsoft Corp	Goldman Sachs	2,199
3,913	Microsoft Corp	HSBC	(10,994)
7,470	Microsoft Corp	Morgan Stanley	29,955
2,751	MicroStrategy Inc 'A'	Goldman Sachs	291,468
3,677	MicroStrategy Inc 'A'	HSBC	459,165
2,369	Mid Penn Bancorp Inc	Bank of America Merrill Lynch	687
1,731	Mid Penn Bancorp Inc	Goldman Sachs	502
8,628	Mid Penn Bancorp Inc	HSBC	12,817
6,187	Mid Penn Bancorp Inc	Morgan Stanley	6,496
(7,508)	Mid-America Apartment Communities Inc (REIT)	Bank of America Merrill Lynch	60,109
(11,603)	Mid-America Apartment Communities Inc (REIT)	Barclays Bank	(3,945)
(9,459)	Mid-America Apartment Communities Inc (REIT)	Goldman Sachs	68,437
(6,660)	Mid-America Apartment Communities Inc (REIT)	HSBC	9,990
(19,706)	Mid-America Apartment Communities Inc (REIT)	Morgan Stanley	(6,700)
325	Middleby Corp	Bank of America Merrill Lynch	124
1,368	Middleby Corp	HSBC	1,782
2,602	Middleby Corp	Morgan Stanley	(599)
(3,051)	Middlefield Banc Corp	Bank of America Merrill Lynch	5,324
(1,450)	Middlefield Banc Corp	HSBC	189
(30,432)	Middlesex Water Co	Bank of America Merrill Lynch	91,600
(11,626)	Middlesex Water Co	Goldman Sachs	34,994
(15,000)	Middlesex Water Co	HSBC	(2,367)
(25,196)	Middlesex Water Co	Morgan Stanley	39,306
(18,783)	Midland States Bancorp Inc	Goldman Sachs	1,315
(12,933)	Midland States Bancorp Inc	HSBC	(14,873)
(16,527)	Midland States Bancorp Inc	Morgan Stanley	3,471
24,956	MidWestOne Financial Group Inc	Bank of America Merrill Lynch	(4,742)
33,514	MidWestOne Financial Group Inc	Goldman Sachs	(6,368)
46,240	MidWestOne Financial Group Inc	HSBC	12,667

保有高	銘柄	取引相手	未実現評価益/ (損) (米ドル)
	米国(続き)		
34,662	MidWestOne Financial Group Inc	Morgan Stanley	(7,279)
(14,809)	Milestone Scientific Inc	Goldman Sachs	(1,925)
(61,253)	Milestone Scientific Inc	HSBC	3,684
(21,843)	Millendo Therapeutics Inc	Bank of America Merrill Lynch	(6,116)
(39,946)	Millendo Therapeutics Inc	Goldman Sachs	(11,185)
(64,743)	Millendo Therapeutics Inc	HSBC	(13,357)
(41,289)	Millendo Therapeutics Inc	Morgan Stanley	(5,368)
52,306	Miller Industries Inc	Bank of America Merrill Lynch	73,228
3,190	Miller Industries Inc	HSBC	7,784
15,394	Miller Industries Inc	Morgan Stanley	11,238
(10,712)	Minerals Technologies Inc	Bank of America Merrill Lynch	(7,177)
(12,057)	Minerals Technologies Inc	Goldman Sachs	(8,078)
(18,291)	Minerals Technologies Inc	HSBC	(20,458)
(34,192)	Minerals Technologies Inc	Morgan Stanley	(32,482)
(6,840)	Minerva Neurosciences Inc	Bank of America Merrill Lynch	(2,531)
(39,105)	Minerva Neurosciences Inc	Goldman Sachs	(11,369)
(93,090)	Minerva Neurosciences Inc	HSBC	(24,992)
(9,178)	Minerva Neurosciences Inc	Morgan Stanley	(367)
51,209	Miragen Therapeutics Inc*	Goldman Sachs	1
3,413	Miragen Therapeutics Inc	Goldman Sachs	28,035
1,884	Miragen Therapeutics Inc*,	Morgan Stanley	-
125	Miragen Therapeutics Inc	Morgan Stanley	(88)
(214)	Mirati Therapeutics Inc	Bank of America Merrill Lynch	(1,333)
1,292	Mirati Therapeutics Inc	Bank of America Merrill Lynch	8,049
(460)	Mirati Therapeutics Inc	Goldman Sachs	(4,965)
132	Mirati Therapeutics Inc	HSBC	962
(4,683)	Mirati Therapeutics Inc	Morgan Stanley	(49,172)
296	Mirati Therapeutics Inc	Morgan Stanley	3,108
(4,207)	Mirum Pharmaceuticals Inc	Bank of America Merrill Lynch	(10,097)
(6,116)	Mirum Pharmaceuticals Inc	Goldman Sachs	(14,678)
(2,707)	Mirum Pharmaceuticals Inc	HSBC	(5,712)
(22,637)	Misonix Inc	Bank of America Merrill Lynch	(41,331)
(14,411)	Misonix Inc	HSBC	(2,516)
(41,075)	Misonix Inc	Morgan Stanley	32,860
3,855	Mission Produce Inc	Bank of America Merrill Lynch	(1,710)
41,266	Mission Produce Inc	Goldman Sachs	(17,332)
36,845	Mission Produce Inc	HSBC	(12,788)
8,676	Mission Produce Inc	Morgan Stanley	(2,603)
53,004	Mistras Group Inc	Bank of America Merrill Lynch	33,393
11,188	Mistras Group Inc	Goldman Sachs	7,048
29,311	Mistras Group Inc	HSBC	20,989
38,707	Mistras Group Inc	Morgan Stanley	20,128
(19,233)	Mitek Systems Inc	Bank of America Merrill Lynch	20,387
(40,819)	Mitek Systems Inc	Goldman Sachs	43,268
(20,300)	Mitek Systems Inc	HSBC	511

保有高	銘柄	取引相手	未実現評価益/ (損) (米ドル)
	米国(続き)		
(15,009)	Mitek Systems Inc	Morgan Stanley	(3,002)
(2,024)	MKS Instruments Inc	Bank of America Merrill Lynch	(13,126)
(1,105)	MKS Instruments Inc	Barclays Bank	(177)
(4,577)	MKS Instruments Inc	Goldman Sachs	(31,124)
(5,286)	MKS Instruments Inc	HSBC	(59,838)
(13,929)	MKS Instruments Inc	Morgan Stanley	(2,229)
(3,224)	MMA Capital Holdings Inc	Bank of America Merrill Lynch	4,288
(8,345)	MMA Capital Holdings Inc	Goldman Sachs	11,099
(8,304)	MMA Capital Holdings Inc	HSBC	14,665
(2,960)	MMA Capital Holdings Inc	Morgan Stanley	(237)
(72,182)	MobileIron Inc	Goldman Sachs	(361)
(105,584)	MobileIron Inc	HSBC	(1,584)
15,364	Model N Inc	HSBC	(12,676)
12,709	Model N Inc	Morgan Stanley	22,876
1,024	Moderna Inc	Goldman Sachs	50,330
14,836	Modine Manufacturing Co	Bank of America Merrill Lynch	(8,457)
56,794	Modine Manufacturing Co	Goldman Sachs	(32,373)
20,080	Modine Manufacturing Co	HSBC	18,674
7,943	Moelis & Co 'A'	Bank of America Merrill Lynch	12,153
18,656	Moelis & Co 'A'	Goldman Sachs	28,071
21,423	Moelis & Co 'A'	HSBC	46,193
16,031	Moelis & Co 'A'	Morgan Stanley	9,939
5,633	Mohawk Group Holdings Inc	Bank of America Merrill Lynch	1,014
16,635	Mohawk Group Holdings Inc	HSBC	2,609
2,801	Mohawk Group Holdings Inc	Morgan Stanley	1,120
(645)	Mohawk Industries Inc	Bank of America Merrill Lynch	4,251
(1,945)	Mohawk Industries Inc	Barclays Bank	6,068
(1,348)	Mohawk Industries Inc	Goldman Sachs	2,346
(3,878)	Mohawk Industries Inc	HSBC	(19,972)
(4,121)	Mohawk Industries Inc	Morgan Stanley	12,858
(864)	Molecular Templates Inc	Bank of America Merrill Lynch	536
(6,051)	Molecular Templates Inc	Goldman Sachs	3,752
(17,472)	Molecular Templates Inc	HSBC	2,346
(10,390)	Molecular Templates Inc	Morgan Stanley	1,455
(940)	Molina Healthcare Inc	Bank of America Merrill Lynch	11,205
(1,218)	Molina Healthcare Inc	Barclays Bank	154
(869)	Molina Healthcare Inc	Goldman Sachs	6,908
(335)	Molina Healthcare Inc	HSBC	40
(2,953)	Molina Healthcare Inc	Morgan Stanley	650
12,971	Molson Coors Beverage Co 'B'	Goldman Sachs	18,808
26,123	Molson Coors Beverage Co 'B'	HSBC	136,101
30,487	Molson Coors Beverage Co 'B'	Morgan Stanley	68,291
(6,487)	Monarch Casino & Resort Inc	Bank of America Merrill Lynch	(39,960)
(5,989)	Monarch Casino & Resort Inc	Goldman Sachs	(36,892)
(8,789)	Monarch Casino & Resort Inc	HSBC	(50,625)

保有高	銘柄	取引相手	未実現評価益/ (損) (米ドル)
	米国(続き)		
(9,281)	Mondelez International Inc 'A'	Bank of America Merrill Lynch	10,297
(24,434)	Mondelez International Inc 'A'	Goldman Sachs	33,943
(32,667)	Mondelez International Inc 'A'	HSBC	(39,527)
(54,977)	Mondelez International Inc 'A'	Morgan Stanley	12,095
(35,678)	MoneyGram International Inc	HSBC	(44,776)
607	MongoDB Inc	Bank of America Merrill Lynch	23,564
517	MongoDB Inc	Goldman Sachs	20,070
485	MongoDB Inc	HSBC	20,307
(3,710)	MongoDB Inc	Morgan Stanley	(60,881)
(26,933)	Monmouth Real Estate Investment Corp (REIT)	Bank of America Merrill Lynch	(808)
(89,966)	Monmouth Real Estate Investment Corp (REIT)	Goldman Sachs	(3,135)
(31,171)	Monmouth Real Estate Investment Corp (REIT)	HSBC	(11,826)
(56,661)	Monmouth Real Estate Investment Corp (REIT)	Morgan Stanley	(20,398)
1,845	Monolithic Power Systems Inc	Goldman Sachs	26,254
1,902	Monolithic Power Systems Inc	HSBC	9,992
3,528	Monolithic Power Systems Inc	Morgan Stanley	4,693
19,786	Monro Inc	HSBC	41,155
(14,306)	Monster Beverage Corp	Barclays Bank	572
(6,756)	Monster Beverage Corp	Goldman Sachs	(3,040)
(11,292)	Monster Beverage Corp	HSBC	(30,263)
(30,868)	Monster Beverage Corp	Morgan Stanley	1,235
11,500	Montrose Environmental Group Inc	Goldman Sachs	(47,610)
5,586	Montrose Environmental Group Inc	HSBC	(2,007)
20,176	Montrose Environmental Group Inc	Morgan Stanley	(19,772)
1,542	Moody's Corp	Bank of America Merrill Lynch	10,516
9,287	Moody's Corp	Barclays Bank	106,987
3,198	Moody's Corp	Goldman Sachs	21,810
3,491	Moody's Corp	HSBC	24,123
6,895	Moody's Corp	Morgan Stanley	79,430
2,849	Moog Inc 'A'	Goldman Sachs	5,043
13,092	Moog Inc 'A'	HSBC	11,167
18,859	Moog Inc 'A'	Morgan Stanley	(33,569)
(171)	Morgan Group Holding Co	Bank of America Merrill Lynch	(17)
(9)	Morgan Group Holding Co	Goldman Sachs	(1)
(116)	Morgan Group Holding Co	HSBC	(6)
(50)	Morgan Group Holding Co	Morgan Stanley	(18)
(21,608)	Morgan Stanley	Bank of America Merrill Lynch	(112,504)
27,323	Morgan Stanley	Barclays Bank	75,411
(2,380)	Morgan Stanley	Barclays Bank	(1,507)
7,930	Morgan Stanley	Goldman Sachs	37,925
35,807	Morgan Stanley	HSBC	247,051
4,564	Morningstar Inc	Bank of America Merrill Lynch	(25,102)
469	Morningstar Inc	Goldman Sachs	(2,580)
403	Morningstar Inc	HSBC	(5,525)
(127)	Morningstar Inc	HSBC	1,741

保有高	銘柄	取引相手	未実現評価益/ (損) (米ドル)
	米国(続き)		
524	Morningstar Inc	Morgan Stanley	304
(2,234)	Morningstar Inc	Morgan Stanley	(1,296)
(4,345)	Morphic Holding Inc	Bank of America Merrill Lynch	(11,072)
(3,997)	Morphic Holding Inc	Goldman Sachs	(12,551)
(3,281)	Morphic Holding Inc	HSBC	(7,513)
34,302	Mosaic Co	HSBC	190,205
24,995	Mosaic Co	Morgan Stanley	50,115
(11,235)	Mosaic Co	Morgan Stanley	(22,526)
8,563	Motorcar Parts of America Inc	Bank of America Merrill Lynch	3,853
7,537	Motorcar Parts of America Inc	Goldman Sachs	3,392
36,032	Motorcar Parts of America Inc	HSBC	42,412
26,568	Motorcar Parts of America Inc	Morgan Stanley	14,612
681	Motorola Solutions Inc	Bank of America Merrill Lynch	900
(216)	Motorola Solutions Inc	Bank of America Merrill Lynch	76
3,820	Motorola Solutions Inc	Barclays Bank	10,429
2,145	Motorola Solutions Inc	HSBC	4,827
599	Motorola Solutions Inc	Morgan Stanley	1,635
(2,548)	Motorola Solutions Inc	Morgan Stanley	(6,956)
(8,600)	Movado Group Inc	Goldman Sachs	(29,068)
(7,439)	Movado Group Inc	HSBC	(28,808)
(27,040)	Movado Group Inc	Morgan Stanley	(17,846)
5,969	Mr Cooper Group Inc	Bank of America Merrill Lynch	7,272
40,052	Mr Cooper Group Inc	HSBC	64,684
42,366	MRC Global Inc	Bank of America Merrill Lynch	10,168
25,613	MRC Global Inc	Goldman Sachs	6,147
59,550	MRC Global Inc	HSBC	29,298
30,086	MRC Global Inc	Morgan Stanley	(7,822)
1,026	MSA Safety Inc	Barclays Bank	1,344
4,472	MSA Safety Inc	HSBC	35,418
(2,207)	MSA Safety Inc	HSBC	(17,479)
1,595	MSA Safety Inc	Morgan Stanley	2,089
(1,130)	MSA Safety Inc	Morgan Stanley	(1,480)
(2,321)	MSC Industrial Direct Co Inc 'A'	Bank of America Merrill Lynch	5,570
(6,514)	MSC Industrial Direct Co Inc 'A'	Barclays Bank	19,021
(3,836)	MSC Industrial Direct Co Inc 'A'	Goldman Sachs	9,206
7,974	MSC Industrial Direct Co Inc 'A'	HSBC	38,036
4,955	MSC Industrial Direct Co Inc 'A'	Morgan Stanley	(14,469)
(3,693)	MSC Industrial Direct Co Inc 'A'	Morgan Stanley	10,784
(1,376)	MSCI Inc	Bank of America Merrill Lynch	(17,007)
(623)	MSCI Inc	Goldman Sachs	(7,700)
(673)	MSCI Inc	HSBC	(13,124)
(4,975)	MSCI Inc	Morgan Stanley	(39,750)
9,811	MSG Networks Inc 'A'	Bank of America Merrill Lynch	10,400
69,540	MSG Networks Inc 'A'	Goldman Sachs	73,712
31,513	MSG Networks Inc 'A'	HSBC	44,029

保有高	銘柄	取引相手	未実現評価益/ (損) (米ドル)
	米国(続き)		
32,552	MSG Networks Inc 'A'	Morgan Stanley	11,068
(4,418)	MTS Systems Corp	Goldman Sachs	(9,543)
(2,771)	MTS Systems Corp	HSBC	(6,506)
(19,093)	MTS Systems Corp	Morgan Stanley	55,179
(26,178)	Mueller Industries Inc	Bank of America Merrill Lynch	14,921
(20,282)	Mueller Industries Inc	Goldman Sachs	11,561
(56,646)	Mueller Industries Inc	HSBC	(4,395)
(60,772)	Mueller Industries Inc	Morgan Stanley	59,557
(47,538)	Mueller Water Products Inc 'A'	Goldman Sachs	1,902
(194,670)	Mueller Water Products Inc 'A'	HSBC	(27,381)
(74,635)	Mueller Water Products Inc 'A'	Morgan Stanley	8,210
9,634	Multiplan Corp	Bank of America Merrill Lynch	1,761
(8,325)	Multiplan Corp	Barclays Bank	2,081
18,614	Multiplan Corp	Barclays Bank	(4,654)
7,422	Multiplan Corp	Morgan Stanley	(1,856)
15,583	Murphy Oil Corp	Bank of America Merrill Lynch	19,556
17,003	Murphy Oil Corp	Barclays Bank	425
35,657	Murphy Oil Corp	Goldman Sachs	44,750
2,608	Murphy Oil Corp	HSBC	5,359
16,315	Murphy Oil Corp	Morgan Stanley	408
(1,051)	Murphy USA Inc	Barclays Bank	3,847
(3,195)	Murphy USA Inc	Goldman Sachs	24,602
(6,864)	Murphy USA Inc	HSBC	18,945
(26,774)	Murphy USA Inc	Morgan Stanley	97,993
(14,410)	Mustang Bio Inc	Bank of America Merrill Lynch	(5,188)
(31,846)	Mustang Bio Inc	Goldman Sachs	(11,465)
(14,400)	Mustang Bio Inc	HSBC	(4,310)
(5,053)	MVB Financial Corp	Bank of America Merrill Lynch	(5,250)
(12,525)	MVB Financial Corp	Goldman Sachs	(19,275)
(17,741)	MVB Financial Corp	HSBC	(2,376)
(5,108)	MVB Financial Corp	Morgan Stanley	(715)
(78,477)	Myers Industries Inc	Bank of America Merrill Lynch	(29,036)
(11,368)	Myers Industries Inc	Goldman Sachs	(4,206)
(15,654)	Myers Industries Inc	HSBC	(6,285)
(17,203)	Myers Industries Inc	Morgan Stanley	4,645
15,934	MYR Group Inc	Bank of America Merrill Lynch	52,901
12,712	MYR Group Inc	Goldman Sachs	42,204
607	MYR Group Inc	HSBC	3,064
16,565	MYR Group Inc	Morgan Stanley	30,480
(6,201)	Myriad Genetics Inc	Bank of America Merrill Lynch	(124)
(8,064)	Myriad Genetics Inc	HSBC	(2,661)
(36,372)	Myriad Genetics Inc	Morgan Stanley	13,094
(13,875)	NACCO Industries Inc 'A'	Bank of America Merrill Lynch	(49,731)
(1,742)	NACCO Industries Inc 'A'	Goldman Sachs	(3,307)
(13,267)	NACCO Industries Inc 'A'	HSBC	(20,353)

保有高	銘柄	取引相手	未実現評価益/ (損) (米ドル)
	米国(続き)		
4,127	NanoString Technologies Inc	Goldman Sachs	11,473
8,600	NanoString Technologies Inc	HSBC	83,248
12,393	NanoString Technologies Inc	Morgan Stanley	7,064
(26,089)	NantHealth Inc	Goldman Sachs	(5,218)
(37,191)	NantHealth Inc	HSBC	(10,785)
(33,737)	NantKwest Inc	HSBC	(41,819)
(873)	Napco Security Technologies Inc	Bank of America Merrill Lynch	(1,083)
(9,939)	Napco Security Technologies Inc	Goldman Sachs	(12,324)
(23,506)	Napco Security Technologies Inc	HSBC	(34,303)
(4,136)	Napco Security Technologies Inc	Morgan Stanley	(2,606)
4,759	Nasdaq Inc	Bank of America Merrill Lynch	9,965
4,519	Nasdaq Inc	Barclays Bank	5,581
3,672	Nasdaq Inc	HSBC	(2,077)
5,544	Nasdaq Inc	Morgan Stanley	6,847
1,771	Natera Inc	Bank of America Merrill Lynch	7,775
(2,042)	Natera Inc	Barclays Bank	(490)
4,762	Natera Inc	Barclays Bank	1,143
(480)	Natera Inc	Goldman Sachs	(1,548)
6,183	Natera Inc	Goldman Sachs	27,143
9,541	Natera Inc	HSBC	37,357
2,871	Nathan's Famous Inc	Bank of America Merrill Lynch	(13,120)
548	Nathan's Famous Inc	Goldman Sachs	(2,504)
77	Nathan's Famous Inc	HSBC	(17)
8,926	Nathan's Famous Inc	Morgan Stanley	(1,964)
5,642	National Bank Holdings Corp 'A'	Goldman Sachs	(9,196)
11,312	National Bank Holdings Corp 'A'	HSBC	(10,633)
22,132	National Bank Holdings Corp 'A'	Morgan Stanley	4,205
(2,180)	National Bankshares Inc	Bank of America Merrill Lynch	1,856
(3,120)	National Bankshares Inc	Goldman Sachs	2,676
(8,165)	National Bankshares Inc	HSBC	(8,083)
(12,807)	National Bankshares Inc	Morgan Stanley	(12,679)
(6,053)	National Beverage Corp	Bank of America Merrill Lynch	(5,049)
(2,966)	National Beverage Corp	Barclays Bank	(267)
5,885	National Beverage Corp	HSBC	82,851
10,519	National Beverage Corp	Morgan Stanley	947
(6,310)	National CineMedia Inc	Bank of America Merrill Lynch	(2,019)
(91,939)	National CineMedia Inc	Goldman Sachs	(29,420)
(27,981)	National CineMedia Inc	HSBC	(4,564)
(16,418)	National CineMedia Inc	Morgan Stanley	1,806
(14,573)	National Fuel Gas Co	Bank of America Merrill Lynch	4,501
(13,147)	National Fuel Gas Co	Barclays Bank	1,577
(9,250)	National Fuel Gas Co	Goldman Sachs	2,590
(6,167)	National Fuel Gas Co	HSBC	(18,378)
(42,425)	National Fuel Gas Co	Morgan Stanley	5,091
(15,506)	National Health Investors Inc (REIT)	Bank of America Merrill Lynch	16,256

保有高	銘柄	取引相手	未実現評価益/ (損) (米ドル)
	米国(続き)		
(4,294)	National Health Investors Inc (REIT)	Goldman Sachs	4,552
1,472	National Health Investors Inc (REIT)	Goldman Sachs	(1,560)
(18,437)	National Health Investors Inc (REIT)	HSBC	(38,382)
(20,349)	National Health Investors Inc (REIT)	Morgan Stanley	(19,739)
(1,005)	National HealthCare Corp	Bank of America Merrill Lynch	6,342
(10,812)	National HealthCare Corp	Goldman Sachs	68,224
(18,303)	National HealthCare Corp	HSBC	21,237
(6,119)	National HealthCare Corp	Morgan Stanley	(4,467)
9,905	National Instruments Corp	Bank of America Merrill Lynch	21,593
16,121	National Instruments Corp	Goldman Sachs	35,144
11,634	National Instruments Corp	HSBC	33,506
72,699	National Instruments Corp	Morgan Stanley	51,616
2,131	National Oilwell Varco Inc	Bank of America Merrill Lynch	2,174
15,034	National Oilwell Varco Inc	Barclays Bank	(3,307)
(54,958)	National Oilwell Varco Inc	Barclays Bank	12,091
16,893	National Oilwell Varco Inc	Goldman Sachs	17,231
(11,790)	National Oilwell Varco Inc	Goldman Sachs	(11,865)
149	National Oilwell Varco Inc	HSBC	238
37,107	National Oilwell Varco Inc	Morgan Stanley	(8,164)
(7,285)	National Oilwell Varco Inc	Morgan Stanley	1,603
(7,480)	National Presto Industries Inc	Bank of America Merrill Lynch	4,516
(3,197)	National Presto Industries Inc	Goldman Sachs	2,078
(208)	National Presto Industries Inc	HSBC	(329)
(2,984)	National Presto Industries Inc	Morgan Stanley	(4,715)
7,042	National Research Corp	Bank of America Merrill Lynch	(20,985)
9,459	National Research Corp	Goldman Sachs	(28,188)
6,585	National Research Corp	HSBC	(13,536)
14,603	National Research Corp	Morgan Stanley	(22,489)
19,920	National Retail Properties Inc (REIT)	Bank of America Merrill Lynch	(78,286)
26,027	National Retail Properties Inc (REIT)	Morgan Stanley	(54,396)
(13,057)	National Retail Properties Inc (REIT)	Morgan Stanley	27,289
3,214	National Storage Affiliates Trust (REIT)	Bank of America Merrill Lynch	(8,903)
25,870	National Storage Affiliates Trust (REIT)	HSBC	5,688
47,850	National Storage Affiliates Trust (REIT)	Morgan Stanley	957
2,556	National Vision Holdings Inc	Bank of America Merrill Lynch	1,705
7,072	National Vision Holdings Inc	Barclays Bank	(10,820)
1,134	National Vision Holdings Inc	Goldman Sachs	585
4,112	National Vision Holdings Inc	HSBC	(401)
2,354	National Vision Holdings Inc	Morgan Stanley	(3,602)
(9,147)	National Vision Holdings Inc	Morgan Stanley	13,995
743	National Western Life Group Inc 'A'	Bank of America Merrill Lynch	(3,454)
692	National Western Life Group Inc 'A'	Goldman Sachs	(5,408)
2,468	National Western Life Group Inc 'A'	HSBC	9,313
1,521	National Western Life Group Inc 'A'	Morgan Stanley	6,092
24,218	Natural Gas Services Group Inc	Goldman Sachs	29,062

保有高	銘柄	取引相手	未実現評価益/ (損) (米ドル)
	米国(続き)		
10,520	Natural Gas Services Group Inc	HSBC	10,730
46,697	Natural Gas Services Group Inc	Morgan Stanley	13,542
10,180	Natural Grocers by Vitamin Cottage Inc	Bank of America Merrill Lynch	35,325
16,196	Natural Grocers by Vitamin Cottage Inc	Goldman Sachs	56,200
43	Natural Grocers by Vitamin Cottage Inc	HSBC	29
13,306	Natural Grocers by Vitamin Cottage Inc	Morgan Stanley	9,048
14,237	Natural Health Trends Corp	Goldman Sachs	(2,136)
30,349	Natural Health Trends Corp	Morgan Stanley	3,338
(35,016)	Nature's Sunshine Products Inc	Bank of America Merrill Lynch	(19,959)
(2,062)	Nature's Sunshine Products Inc	HSBC	82
(7,654)	Natus Medical Inc	Bank of America Merrill Lynch	(2,755)
(9,163)	Natus Medical Inc	Goldman Sachs	(3,299)
(11,708)	Natus Medical Inc	HSBC	(7,623)
(12,609)	Natus Medical Inc	Morgan Stanley	(5,296)
(2,256)	Nautilus Inc	Bank of America Merrill Lynch	(4,526)
(1,678)	Nautilus Inc	Goldman Sachs	(2,584)
(5,876)	Nautilus Inc	HSBC	9,343
(98,237)	Navient Corp	Bank of America Merrill Lynch	75,374
(3,147)	Navient Corp	Barclays Bank	(110)
(27,415)	Navient Corp	Goldman Sachs	21,658
(119,661)	Navient Corp	HSBC	2,270
(23,210)	Navient Corp	Morgan Stanley	(812)
869	Navistar International Corp	Bank of America Merrill Lynch	71
8,832	Navistar International Corp	Barclays Bank	662
506	Navistar International Corp	Goldman Sachs	43
(3,646)	Navistar International Corp	Goldman Sachs	(201)
425	Navistar International Corp	HSBC	10
(6,232)	Navistar International Corp	Morgan Stanley	(467)
(3,446)	NBT Bancorp Inc	Bank of America Merrill Lynch	2,033
(9,884)	NBT Bancorp Inc	Goldman Sachs	2,797
(57,372)	NBT Bancorp Inc	HSBC	(25,111)
(35,449)	NBT Bancorp Inc	Morgan Stanley	10,635
6,961	nCino Inc	Bank of America Merrill Lynch	62,022
10,466	nCino Inc	Goldman Sachs	93,252
1,503	nCino Inc	HSBC	14,290
742	nCino Inc	Morgan Stanley	1,113
1,872	NCR Corp	Bank of America Merrill Lynch	6,889
8,269	NCR Corp	Barclays Bank	9,013
13,631	NCR Corp	Goldman Sachs	50,162
(17,084)	NCR Corp	Goldman Sachs	(62,869)
11,531	NCR Corp	HSBC	57,194
6,613	NCR Corp	Morgan Stanley	7,208
(7,790)	NCR Corp	Morgan Stanley	(8,491)
1,005	NCS Multistage Holdings Inc	Bank of America Merrill Lynch	231
13,430	NCS Multistage Holdings Inc	Goldman Sachs	3,089

保有高	銘柄	取引相手	未実現評価益/ (損) (米ドル)
	米国(続き)		
2,813	Neenah Inc	Bank of America Merrill Lynch	8,242
13,680	Neenah Inc	Goldman Sachs	40,082
22,221	Neenah Inc	HSBC	123,655
16,274	Neenah Inc	Morgan Stanley	29,944
(3,945)	Nektar Therapeutics	Bank of America Merrill Lynch	1,815
(6,488)	Nektar Therapeutics	Barclays Bank	260
(8,870)	Nektar Therapeutics	Goldman Sachs	4,080
(17,490)	Nektar Therapeutics	HSBC	10,494
(22,687)	Nektar Therapeutics	Morgan Stanley	908
(3,804)	Nelnet Inc 'A'	Bank of America Merrill Lynch	14,227
(11,144)	Nelnet Inc 'A'	Goldman Sachs	41,679
(17,378)	Nelnet Inc 'A'	HSBC	(25,899)
(4,650)	Nelnet Inc 'A'	Morgan Stanley	(3,023)
18,875	Neogen Corp	HSBC	8,116
8,315	Neogen Corp	Morgan Stanley	3,575
12,873	NeoGenomics Inc	Bank of America Merrill Lynch	50,205
871	NeoGenomics Inc	Barclays Bank	1,132
12,611	NeoGenomics Inc	Goldman Sachs	49,183
15,156	NeoGenomics Inc	HSBC	38,811
22,321	NeoGenomics Inc	Morgan Stanley	29,018
(6,324)	Neoleukin Therapeutics Inc	Bank of America Merrill Lynch	(6,387)
(7,223)	Neoleukin Therapeutics Inc	Goldman Sachs	(7,692)
(10,965)	Neoleukin Therapeutics Inc	HSBC	(7,626)
(2,605)	Neoleukin Therapeutics Inc	Morgan Stanley	(912)
(39,686)	NeoPhotonics Corp	Bank of America Merrill Lynch	(17,065)
(39,769)	NeoPhotonics Corp	Goldman Sachs	(17,101)
(47,820)	NeoPhotonics Corp	HSBC	(2,705)
(32,318)	NeoPhotonics Corp	Morgan Stanley	(646)
6,823	Nesco Holdings Inc	Goldman Sachs	955
21,618	Nesco Holdings Inc	HSBC	7,441
12,606	Nesco Holdings Inc	Morgan Stanley	1,135
1,204	NetApp Inc	Bank of America Merrill Lynch	1,601
12,041	NetApp Inc	Barclays Bank	(7,827)
1,408	NetApp Inc	Goldman Sachs	2,123
3,936	NetApp Inc	HSBC	12,831
28,610	NetApp Inc	Morgan Stanley	(18,597)
276	Netflix Inc	Bank of America Merrill Lynch	1,624
1,239	Netflix Inc	Barclays Bank	15,785
107	Netflix Inc	Goldman Sachs	638
96	Netflix Inc	HSBC	922
814	Netflix Inc	Morgan Stanley	10,371
10,555	NETGEAR Inc	Bank of America Merrill Lynch	15,410
27,491	NETGEAR Inc	Goldman Sachs	40,137
4,473	NETGEAR Inc	HSBC	8,487
14,833	NETGEAR Inc	Morgan Stanley	13,795

保有高	銘柄	取引相手	未実現評価益/ (損) (米ドル)
	米国(続き)		
(24,058)	NetScout Systems Inc	Bank of America Merrill Lynch	(5,777)
(20,796)	NetScout Systems Inc	Goldman Sachs	(4,100)
(27,411)	NetScout Systems Inc	HSBC	(38,632)
(14,832)	NetScout Systems Inc	Morgan Stanley	(7,564)
(16,540)	Neubase Therapeutics Inc	HSBC	4,466
(38,102)	NeuBase Therapeutics Inc	Bank of America Merrill Lynch	18,289
(4,042)	NeuBase Therapeutics Inc	Morgan Stanley	1,091
(4,063)	NeuroBo Pharmaceuticals Inc	Goldman Sachs	(1,056)
(670)	NeuroBo Pharmaceuticals Inc	HSBC	20
(4,385)	Neurocrine Biosciences Inc	Barclays Bank	(12,059)
1,898	Neurocrine Biosciences Inc	Barclays Bank	5,220
598	Neurocrine Biosciences Inc	Goldman Sachs	4,208
(468)	Neurocrine Biosciences Inc	HSBC	3,014
476	Neurocrine Biosciences Inc	HSBC	1,290
(10,838)	Neurocrine Biosciences Inc	Morgan Stanley	(29,805)
3,657	Neuronetics Inc	Bank of America Merrill Lynch	2,450
31,269	Neuronetics Inc	Goldman Sachs	20,950
18,307	Neuronetics Inc	HSBC	12,266
(4,000)	Nevro Corp	Bank of America Merrill Lynch	2,679
(1,556)	Nevro Corp	Barclays Bank	1,937
(2,389)	Nevro Corp	HSBC	4,647
13,251	Nevro Corp	HSBC	(16,497)
(1,219)	Nevro Corp	Morgan Stanley	1,518
358	Nevro Corp	Morgan Stanley	(89)
(10,049)	New Fortress Energy Inc	Morgan Stanley	(24,620)
15,501	New Jersey Resources Corp	Bank of America Merrill Lynch	(34,877)
21,988	New Jersey Resources Corp	Barclays Bank	(24,407)
83,198	New Jersey Resources Corp	Goldman Sachs	(187,196)
85,380	New Jersey Resources Corp	HSBC	67,669
69,960	New Jersey Resources Corp	Morgan Stanley	(77,655)
4,604	New Relic Inc	Bank of America Merrill Lynch	23,757
6,234	New Relic Inc	Barclays Bank	17,767
8,900	New Relic Inc	Goldman Sachs	45,924
2,848	New Relic Inc	HSBC	13,670
1,131	New Relic Inc	Morgan Stanley	2,023
(24,161)	New Residential Investment Corp (REIT)	Bank of America Merrill Lynch	7,391
(29,982)	New Residential Investment Corp (REIT)	Barclays Bank	9,686
(3,150)	New Residential Investment Corp (REIT)	Goldman Sachs	(2,583)
(24,940)	New Residential Investment Corp (REIT)	HSBC	(30,926)
(54,330)	New Residential Investment Corp (REIT)	Morgan Stanley	16,842
(37,950)	New Senior Investment Group Inc (REIT)	Bank of America Merrill Lynch	(15,180)
(67,599)	New Senior Investment Group Inc (REIT)	Goldman Sachs	(27,040)
(71,868)	New Senior Investment Group Inc (REIT)	HSBC	(51,111)
(26,700)	New Senior Investment Group Inc (REIT)	Morgan Stanley	(1,869)
74,200	New York Community Bancorp Inc	Bank of America Merrill Lynch	59,360

保有高	銘柄	取引相手	未実現評価益/ (損) (米ドル)
	米国(続き)		
129,343	New York Community Bancorp Inc	Goldman Sachs	103,475
30,419	New York Community Bancorp Inc	HSBC	25,856
97,480	New York Community Bancorp Inc	Morgan Stanley	50,690
(157,385)	New York Mortgage Trust Inc (REIT)	Bank of America Merrill Lynch	(80,266)
(108,352)	New York Mortgage Trust Inc (REIT)	HSBC	(11,919)
(131,605)	New York Mortgage Trust Inc (REIT)	Morgan Stanley	(14,477)
2,690	New York Times Co 'A'	Bank of America Merrill Lynch	4,062
9,349	New York Times Co 'A'	Barclays Bank	13,837
11,063	New York Times Co 'A'	Goldman Sachs	16,705
7,253	New York Times Co 'A'	HSBC	26,038
14,352	New York Times Co 'A'	Morgan Stanley	21,241
(83,506)	NewAge Inc	Goldman Sachs	(51,774)
(63,348)	NewAge Inc	HSBC	(26,935)
(10,742)	Newell Brands Inc	Goldman Sachs	(9,238)
(21,537)	Newell Brands Inc	HSBC	(45,443)
(35,620)	Newell Brands Inc	Morgan Stanley	(25,291)
(37,574)	Newmark Group Inc 'A'	Bank of America Merrill Lynch	(19,163)
(33,289)	Newmark Group Inc 'A'	Goldman Sachs	(16,977)
(68,255)	Newmark Group Inc 'A'	HSBC	(24,389)
(7,874)	Newmark Group Inc 'A'	Morgan Stanley	(2,362)
798	NewMarket Corp	Bank of America Merrill Lynch	(12,162)
886	NewMarket Corp	Barclays Bank	(2,578)
(1,033)	NewMarket Corp	Barclays Bank	3,006
1,135	NewMarket Corp	Goldman Sachs	(17,297)
1,274	NewMarket Corp	HSBC	(13,313)
(1,170)	NewMarket Corp	HSBC	12,227
608	NewMarket Corp	Morgan Stanley	(1,769)
(1,493)	NewMarket Corp	Morgan Stanley	4,345
(467)	Newmont Corp	Bank of America Merrill Lynch	(660)
567	Newmont Corp	Bank of America Merrill Lynch	(4,099)
10,890	Newmont Corp	Goldman Sachs	(78,735)
(33,269)	Newmont Corp	HSBC	251,846
569	Newmont Corp	Morgan Stanley	(137)
(49,561)	Newpark Resources Inc	Bank of America Merrill Lynch	(16,851)
(6,608)	Newpark Resources Inc	Goldman Sachs	(2,247)
(30,738)	Newpark Resources Inc	HSBC	(14,716)
(17,211)	Newpark Resources Inc	Morgan Stanley	(861)
(160,200)	News Corp 'A'	Morgan Stanley	17,622
(64,475)	News Corp 'B'	Bank of America Merrill Lynch	(19,665)
(14,670)	News Corp 'B'	HSBC	(30,440)
(51,538)	News Corp 'B'	Morgan Stanley	1,804
1,007	NexPoint Residential Trust Inc (REIT)	Goldman Sachs	(785)
11,498	NexPoint Residential Trust Inc (REIT)	HSBC	(1,725)
20,788	NexPoint Residential Trust Inc (REIT)	Morgan Stanley	11,849
5,451	Nexstar Media Group Inc 'A'	Barclays Bank	(1,908)

保有高	銘柄	取引相手	未実現評価益/ (損) (米ドル)
	米国(続き)		
6,482	Nexstar Media Group Inc 'A'	Goldman Sachs	15,686
2,517	Nexstar Media Group Inc 'A'	HSBC	41,833
6,314	Nexstar Media Group Inc 'A'	Morgan Stanley	(2,210)
(4,548)	NextCure Inc	Bank of America Merrill Lynch	(409)
(10,006)	NextCure Inc	Goldman Sachs	(901)
(18,294)	NextCure Inc	HSBC	(5,422)
(4,333)	NextCure Inc	Morgan Stanley	(1,430)
(8,246)	NextDecade Corp	Goldman Sachs	(82)
(45,171)	NextDecade Corp	HSBC	(5,421)
(1,179)	NextEra Energy Inc	Bank of America Merrill Lynch	(124)
(2,652)	NextEra Energy Inc	Barclays Bank	(636)
(257)	NextEra Energy Inc	Goldman Sachs	409
1,222	NextEra Energy Inc	HSBC	(907)
(5,028)	NextEra Energy Inc	Morgan Stanley	(1,207)
31,724	NextEra Energy Inc	Morgan Stanley	7,614
19,867	NextGen Healthcare Inc	Bank of America Merrill Lynch	44,502
35,399	NextGen Healthcare Inc	Goldman Sachs	79,294
24,375	NextGen Healthcare Inc	HSBC	65,569
42,004	NexTier Oilfield Solutions Inc	Goldman Sachs	11,761
10,728	NexTier Oilfield Solutions Inc	HSBC	(215)
39,175	NexTier Oilfield Solutions Inc	Morgan Stanley	(784)
1,856	NGM Biopharmaceuticals Inc	Bank of America Merrill Lynch	5,308
10,598	NGM Biopharmaceuticals Inc	Goldman Sachs	30,310
22,591	NGM Biopharmaceuticals Inc	HSBC	69,458
12,357	NGM Biopharmaceuticals Inc	Morgan Stanley	(371)
10,996	NI Holdings Inc	Bank of America Merrill Lynch	(3,189)
16,091	NI Holdings Inc	Goldman Sachs	(4,666)
30,228	NI Holdings Inc	HSBC	16,725
6,252	NI Holdings Inc	Morgan Stanley	813
(31,258)	NIC Inc	Goldman Sachs	27,507
(16,945)	NIC Inc	HSBC	(6,778)
(13,146)	NIC Inc	Morgan Stanley	1,578
(8,082)	Nicolet Bankshares Inc	Bank of America Merrill Lynch	(1,778)
(11,973)	Nicolet Bankshares Inc	Goldman Sachs	(2,634)
(22,490)	Nicolet Bankshares Inc	HSBC	(24,987)
(6,636)	Nicolet Bankshares Inc	Morgan Stanley	3,583
(10,158)	NIKE Inc 'B'	Bank of America Merrill Lynch	(39,515)
8,769	NIKE Inc 'B'	Bank of America Merrill Lynch	34,111
(573)	NIKE Inc 'B'	Barclays Bank	74
(771)	NIKE Inc 'B'	Goldman Sachs	(2,999)
6,420	NIKE Inc 'B'	Morgan Stanley	(835)
(15,885)	Nikola Corp	Barclays Bank	125,063
(79,523)	NiSource Inc	HSBC	(21,471)
(162,680)	NiSource Inc	Morgan Stanley	(11,388)
719	Nkarta Inc	Bank of America Merrill Lynch	(2,273)

保有高	銘柄	取引相手	未実現評価益/ (損) (米ドル)
	米国(続き)		
1,503	Nkarta Inc	Goldman Sachs	(1,759)
6,963	Nkarta Inc	Morgan Stanley	(17,199)
(32,042)	NL Industries Inc	Bank of America Merrill Lynch	(2,652)
(10,799)	NL Industries Inc	Goldman Sachs	(640)
(18,156)	nLight Inc	Morgan Stanley	29,594
(20,911)	NMI Holdings Inc 'A'	Morgan Stanley	5,437
(27,194)	NN Inc	Bank of America Merrill Lynch	7,070
(18,702)	NN Inc	Goldman Sachs	4,863
(37,868)	NN Inc	HSBC	7,501
(14,139)	NN Inc	Morgan Stanley	3,959
(14,534)	Noodles & Co	Bank of America Merrill Lynch	(5,668)
(13,283)	Noodles & Co	Goldman Sachs	(5,180)
(30,695)	Noodles & Co	HSBC	(8,595)
(18,533)	Noodles & Co	Morgan Stanley	(5,189)
657	Nordson Corp	Bank of America Merrill Lynch	898
3,947	Nordson Corp	Barclays Bank	7,973
(3,368)	Nordson Corp	HSBC	(5,860)
1,215	Nordson Corp	HSBC	(2,181)
(5,776)	Nordson Corp	Morgan Stanley	(11,668)
758	Nordson Corp	Morgan Stanley	1,531
10,185	Nordstrom Inc	Barclays Bank	18,027
50,955	Nordstrom Inc	Goldman Sachs	305,894
(3,831)	Norfolk Southern Corp	Barclays Bank	(498)
(2,790)	Norfolk Southern Corp	Goldman Sachs	5,848
(8,253)	Norfolk Southern Corp	HSBC	(103,657)
(12,096)	Norfolk Southern Corp	Morgan Stanley	(1,572)
(44,008)	Northeast Bank	Bank of America Merrill Lynch	8,802
(4,984)	Northeast Bank	HSBC	(5,283)
(2,705)	Northeast Bank	Morgan Stanley	1,298
(177,000)	Northern Oil and Gas Inc	HSBC	(159,300)
2,518	Northern Technologies International Corp	Bank of America Merrill Lynch	1,511
4,868	Northern Technologies International Corp	Goldman Sachs	2,921
7,528	Northern Technologies International Corp	Morgan Stanley	1,430
(3,442)	Northern Trust Corp	Bank of America Merrill Lynch	(8,777)
(4,865)	Northern Trust Corp	Barclays Bank	(10,363)
(6,081)	Northern Trust Corp	Goldman Sachs	(12,229)
(8,029)	Northern Trust Corp	HSBC	(39,262)
(10,177)	Northern Trust Corp	Morgan Stanley	(21,677)
(157,343)	Northfield Bancorp Inc	Bank of America Merrill Lynch	14,161
(13,691)	Northfield Bancorp Inc	Morgan Stanley	(548)
7,778	Northrim BanCorp Inc	Bank of America Merrill Lynch	(8,634)
30,736	Northrim BanCorp Inc	Goldman Sachs	(34,117)
45,633	Northrim BanCorp Inc	HSBC	25,787
7,433	Northrim BanCorp Inc	Morgan Stanley	3,345
(47,104)	Northwest Bancshares Inc	Bank of America Merrill Lynch	11,167

保有高	銘柄	取引相手	未実現評価益/ (損) (米ドル)
	米国(続き)		
(129,019)	Northwest Bancshares Inc	Goldman Sachs	41,900
(83,337)	Northwest Bancshares Inc	HSBC	(9,999)
(21,682)	Northwest Bancshares Inc	Morgan Stanley	(217)
5,062	Northwest Natural Holding Co	Bank of America Merrill Lynch	380
5,991	Northwest Natural Holding Co	Goldman Sachs	(2,754)
43,411	Northwest Natural Holding Co	HSBC	46,331
50,620	Northwest Natural Holding Co	Morgan Stanley	(2,531)
(13,500)	Northwest Pipe Co	Bank of America Merrill Lynch	(11,070)
(11,753)	Northwest Pipe Co	Goldman Sachs	(9,637)
(11,880)	Northwest Pipe Co	HSBC	(11,747)
(4,150)	Northwest Pipe Co	Morgan Stanley	(1,494)
6,129	NorthWestern Corp	Bank of America Merrill Lynch	(960)
15,278	NorthWestern Corp	Barclays Bank	(3,361)
23,442	NorthWestern Corp	Goldman Sachs	(13,526)
32,247	NorthWestern Corp	HSBC	95,116
61,541	NorthWestern Corp	Morgan Stanley	(13,539)
(1,740)	Norwood Financial Corp	Bank of America Merrill Lynch	1,549
(2,575)	Norwood Financial Corp	Goldman Sachs	2,292
(3,770)	Norwood Financial Corp	HSBC	(1,090)
(2,825)	Norwood Financial Corp	Morgan Stanley	(1,300)
734	Novavax Inc	Bank of America Merrill Lynch	28,002
647	Novavax Inc	Barclays Bank	22,529
1,546	Novavax Inc	Goldman Sachs	56,051
792	Novavax Inc	Morgan Stanley	27,577
23,574	NOW Inc	Bank of America Merrill Lynch	4,243
43,658	NOW Inc	Goldman Sachs	7,858
71,775	NOW Inc	HSBC	(1,959)
24,106	NOW Inc	Morgan Stanley	(4,098)
(19,650)	NRG Energy Inc	Bank of America Merrill Lynch	(7,074)
(52,301)	NRG Energy Inc	Barclays Bank	(115,063)
(38,167)	NRG Energy Inc	Goldman Sachs	(13,740)
(12,647)	NRG Energy Inc	HSBC	(13,785)
(44,364)	NRG Energy Inc	Morgan Stanley	(97,601)
(2,842)	Nu Skin Enterprises Inc 'A'	Barclays Bank	540
(3,791)	Nu Skin Enterprises Inc 'A'	HSBC	(18,765)
(11,439)	Nu Skin Enterprises Inc 'A'	Morgan Stanley	2,173
(7,297)	Nuance Communications Inc	Bank of America Merrill Lynch	(63,995)
(32,905)	Nuance Communications Inc	Goldman Sachs	(276,446)
(49,040)	Nuance Communications Inc	Morgan Stanley	(50,511)
(15,903)	Nucor Corp	Bank of America Merrill Lynch	(11,594)
(12,660)	Nucor Corp	Barclays Bank	(18,484)
(729)	Nucor Corp	Goldman Sachs	(605)
(33,184)	Nucor Corp	HSBC	(145,014)
(68,004)	Nucor Corp	Morgan Stanley	(99,285)
6,506	Nurix Therapeutics Inc	Bank of America Merrill Lynch	48,665

保有高	銘柄	取引相手	未実現評価益/ (損) (米ドル)
	米国(続き)		
4,580	Nurix Therapeutics Inc	Goldman Sachs	34,258
1,648	Nurix Therapeutics Inc	Morgan Stanley	3,626
3,040	Nutanix Inc 'A'	Bank of America Merrill Lynch	2,523
(1,042)	Nutanix Inc 'A'	Bank of America Merrill Lynch	(865)
5,960	Nutanix Inc 'A'	Goldman Sachs	4,947
10,821	Nutanix Inc 'A'	Morgan Stanley	(10,064)
(7,521)	Nutanix Inc 'A'	Morgan Stanley	6,995
1,613	NuVasive Inc	Bank of America Merrill Lynch	1,710
(233)	NuVasive Inc	Bank of America Merrill Lynch	(247)
(8,981)	NuVasive Inc	HSBC	6,556
(14,930)	NuVasive Inc	Morgan Stanley	8,211
9,127	NuVasive Inc	Morgan Stanley	(5,020)
(3,379)	NV5 Global Inc	Bank of America Merrill Lynch	(9,056)
(624)	NV5 Global Inc	Goldman Sachs	(1,672)
(5,422)	NV5 Global Inc	HSBC	(58,840)
(6,664)	NV5 Global Inc	Morgan Stanley	(3,465)
(10,952)	NVE Corp	Bank of America Merrill Lynch	(5,191)
(7,313)	NVE Corp	Goldman Sachs	(3,976)
(14,537)	NVE Corp	HSBC	1,555
(452)	NVE Corp	Morgan Stanley	185
284	NVIDIA Corp	Bank of America Merrill Lynch	(2,011)
3,022	NVIDIA Corp	Barclays Bank	23,965
1,647	NVIDIA Corp	Goldman Sachs	(9,590)
889	NVIDIA Corp	HSBC	(6,595)
4,287	NVIDIA Corp	Morgan Stanley	36,117
(56)	NVR Inc	Goldman Sachs	15,011
(51)	NVR Inc	HSBC	(3,828)
(619)	NVR Inc	Morgan Stanley	89,508
(12,955)	Oak Street Health Inc	Bank of America Merrill Lynch	(28,142)
(3,324)	Oak Street Health Inc	Barclays Bank	(5,518)
2,142	Oak Valley Bancorp	Bank of America Merrill Lynch	(1,542)
6,141	Oak Valley Bancorp	Goldman Sachs	(4,422)
7,040	Oak Valley Bancorp	HSBC	(2,829)
3,148	Oak Valley Bancorp	Morgan Stanley	(1,920)
30,839	Oasis Midstream Partners LP	Bank of America Merrill Lynch	41,324
12,364	Oasis Midstream Partners LP	Goldman Sachs	16,568
(4,491)	Occidental Petroleum Corp	Bank of America Merrill Lynch	(16,190)
(642)	Occidental Petroleum Corp	Bank of America Merrill Lynch	(1,220)
998	Occidental Petroleum Corp	Bank of America Merrill Lynch	1,896
4,742	Occidental Petroleum Corp	Barclays Bank	2,584
(26,898)	Occidental Petroleum Corp	HSBC	(109,609)
(3,362)	Occidental Petroleum Corp	HSBC	(6,220)
4,508	Occidental Petroleum Corp	HSBC	18,370
2,916	Occidental Petroleum Corp	HSBC	5,395
(4,335)	Occidental Petroleum Corp	Morgan Stanley	(2,363)

保有高	銘柄	取引相手	未実現評価益/ (損) (米ドル)
	米国(続き)		
(1,729)	Occidental Petroleum Corp	Morgan Stanley	(795)
2,988	Ocean Bio-Chem Inc	HSBC	(3,018)
17,981	Oceaneering International Inc	Bank of America Merrill Lynch	11,148
26,694	Oceaneering International Inc	Goldman Sachs	16,550
6,490	Oceaneering International Inc	HSBC	5,906
54,613	Oceaneering International Inc	Morgan Stanley	(18,022)
25,608	OceanFirst Financial Corp	Bank of America Merrill Lynch	(17,926)
158,839	OceanFirst Financial Corp	HSBC	12,715
83,836	OceanFirst Financial Corp	Morgan Stanley	11,737
(32,367)	Ocular Therapeutix Inc	Morgan Stanley	(88,362)
(4,059)	Ocwen Financial Corp	Bank of America Merrill Lynch	(81)
(5,675)	Ocwen Financial Corp	Morgan Stanley	1,759
(4,560)	Odonate Therapeutics Inc	Bank of America Merrill Lynch	(1,368)
(6,327)	Odonate Therapeutics Inc	HSBC	(4,288)
(3,082)	Odonate Therapeutics Inc	Morgan Stanley	(2,774)
(515)	ODP Corp	Bank of America Merrill Lynch	(953)
(39,566)	ODP Corp	HSBC	2,770
(5,801)	Office Properties Income Trust (REIT)	Bank of America Merrill Lynch	(3,075)
(36,072)	Office Properties Income Trust (REIT)	Goldman Sachs	(19,118)
(36,432)	Office Properties Income Trust (REIT)	HSBC	(93,146)
(26,121)	Office Properties Income Trust (REIT)	Morgan Stanley	6,791
932	OGE Energy Corp	Bank of America Merrill Lynch	(1,156)
21,279	OGE Energy Corp	Barclays Bank	(12,980)
31,212	OGE Energy Corp	Goldman Sachs	(38,702)
9,193	OGE Energy Corp	HSBC	7,354
56,868	OGE Energy Corp	Morgan Stanley	(34,689)
(6,765)	Ohio Valley Banc Corp	Bank of America Merrill Lynch	(1,421)
(2,605)	Ohio Valley Banc Corp	Goldman Sachs	(547)
(15,152)	Ohio Valley Banc Corp	Morgan Stanley	(7,576)
(60,970)	O-I Glass Inc	Bank of America Merrill Lynch	1,830
(38,188)	O-I Glass Inc	HSBC	8,234
(88,769)	O-I Glass Inc	Morgan Stanley	28,406
20,565	Oil States International Inc	Bank of America Merrill Lynch	16,246
27,141	Oil States International Inc	Goldman Sachs	17,360
56,039	Oil States International Inc	HSBC	60,415
45,830	Oil States International Inc	Morgan Stanley	(1,375)
(4,081)	Oil-Dri Corp of America	Bank of America Merrill Lynch	5,264
(4,808)	Oil-Dri Corp of America	Goldman Sachs	6,538
(9,479)	Oil-Dri Corp of America	HSBC	(1,361)
(4,229)	Oil-Dri Corp of America	Morgan Stanley	(254)
632	Okta Inc	Barclays Bank	11,610
4,011	Okta Inc	Goldman Sachs	93,978
1,701	Okta Inc	Morgan Stanley	31,247
191	Old Dominion Freight Line Inc	Bank of America Merrill Lynch	(850)
6,023	Old Dominion Freight Line Inc	Barclays Bank	(3,493)

保有高	銘柄	取引相手	未実現評価益/ (損) (米ドル)
	米国(続き)		
2,385	Old Dominion Freight Line Inc	Goldman Sachs	(10,613)
466	Old Dominion Freight Line Inc	HSBC	(1,477)
12,694	Old Dominion Freight Line Inc	Morgan Stanley	(7,359)
(16,437)	Old National Bancorp	Bank of America Merrill Lynch	6,226
(57,014)	Old National Bancorp	Goldman Sachs	25,086
(41,202)	Old National Bancorp	HSBC	(15,593)
(125,740)	Old National Bancorp	Morgan Stanley	(2,515)
(5,908)	Old Republic International Corp	Bank of America Merrill Lynch	1,182
(28,693)	Old Republic International Corp	Barclays Bank	(2,009)
(10,701)	Old Republic International Corp	Goldman Sachs	2,140
(11,340)	Old Republic International Corp	HSBC	(4,990)
(70,089)	Old Republic International Corp	Morgan Stanley	(4,906)
(15,947)	Old Second Bancorp Inc	Bank of America Merrill Lynch	(159)
(7,973)	Old Second Bancorp Inc	Goldman Sachs	(80)
(27,571)	Old Second Bancorp Inc	HSBC	(4,928)
(12,358)	Old Second Bancorp Inc	Morgan Stanley	(3,460)
(3,896)	Olin Corp	Goldman Sachs	(5,338)
(15,735)	Olin Corp	HSBC	(35,561)
(1,962)	Olin Corp	Morgan Stanley	(353)
(1,345)	Ollie's Bargain Outlet Holdings Inc	Bank of America Merrill Lynch	2,202
(2,394)	Ollie's Bargain Outlet Holdings Inc	Barclays Bank	4,564
(3,138)	Ollie's Bargain Outlet Holdings Inc	Goldman Sachs	(5,297)
(7,605)	Ollie's Bargain Outlet Holdings Inc	Morgan Stanley	19,165
6,799	Olympic Steel Inc	Goldman Sachs	9,111
6,181	Olympic Steel Inc	HSBC	9,459
7,706	Olympic Steel Inc	Morgan Stanley	2,697
2,664	Omega Flex Inc	Goldman Sachs	18,741
848	Omega Flex Inc	HSBC	(734)
1,902	Omega Flex Inc	Morgan Stanley	1,417
(5,561)	Omega Healthcare Investors Inc (REIT)	Bank of America Merrill Lynch	(7,285)
(14,301)	Omega Healthcare Investors Inc (REIT)	Barclays Bank	(22,167)
(3,970)	Omega Healthcare Investors Inc (REIT)	Goldman Sachs	(5,201)
(9,325)	Omega Healthcare Investors Inc (REIT)	HSBC	(16,972)
(19,905)	Omega Healthcare Investors Inc (REIT)	Morgan Stanley	(30,853)
18,497	Omeros Corp	Goldman Sachs	(6,659)
25,737	Omeros Corp	HSBC	6,397
42,075	Omeros Corp	Morgan Stanley	(842)
495	Omnicell Inc	Bank of America Merrill Lynch	3,034
2,417	Omnicell Inc	Barclays Bank	(1,619)
5,952	Omnicell Inc	Goldman Sachs	36,486
19,235	Omnicell Inc	HSBC	64,396
8,905	Omnicell Inc	Morgan Stanley	(5,966)
(4,647)	Omnicell Inc	Morgan Stanley	3,113
11,497	Omnicom Group Inc	Goldman Sachs	19,085
16,103	Omnicom Group Inc	HSBC	123,003

保有高	銘柄	取引相手	未実現評価益/ (損) (米ドル)
	米国(続き)		
14,081	Omnicom Group Inc	Morgan Stanley	34,358
(4,108)	ON Semiconductor Corp	Barclays Bank	(2,342)
(51,166)	ON Semiconductor Corp	Morgan Stanley	(29,165)
(14,193)	Oncocyte Corp	Goldman Sachs	(568)
(49,437)	Oncocyte Corp	HSBC	(15,325)
(58,950)	Oncocyte Corp	Morgan Stanley	(9,432)
1,223	Oncorus Inc	Bank of America Merrill Lynch	2,128
8,470	Oncorus Inc	Goldman Sachs	10,811
6,310	Oncorus Inc	HSBC	(2,713)
3,206	Oncorus Inc	Morgan Stanley	(1,379)
10,997	ONE Gas Inc	Bank of America Merrill Lynch	14,929
34,079	ONE Gas Inc	Barclays Bank	28,627
23,998	ONE Gas Inc	Goldman Sachs	30,717
26,265	ONE Gas Inc	HSBC	34,781
66,502	ONE Gas Inc	Morgan Stanley	55,862
15,483	One Liberty Properties Inc (REIT)	Bank of America Merrill Lynch	(619)
24,647	One Liberty Properties Inc (REIT)	Goldman Sachs	(986)
26,825	One Liberty Properties Inc (REIT)	HSBC	24,648
17,799	One Liberty Properties Inc (REIT)	Morgan Stanley	178
10,621	OneMain Holdings Inc	Bank of America Merrill Lynch	1,890
5,025	OneMain Holdings Inc	Barclays Bank	6,432
4,886	OneMain Holdings Inc	Goldman Sachs	391
3,555	OneMain Holdings Inc	HSBC	5,519
11,045	OneMain Holdings Inc	Morgan Stanley	11,408
4,801	ONEOK Inc	Barclays Bank	9,410
(3,401)	ONEOK Inc	Goldman Sachs	(16,291)
3,960	ONEOK Inc	Goldman Sachs	18,968
(2,354)	ONEOK Inc	HSBC	(13,630)
(3,731)	ONEOK Inc	Morgan Stanley	(7,313)
(4,961)	OneSpan Inc	Bank of America Merrill Lynch	(6,846)
(33,028)	OneSpan Inc	Goldman Sachs	(45,579)
(17,205)	OneSpan Inc	HSBC	(24,320)
(19,890)	OneSpan Inc	Morgan Stanley	(27,249)
5,971	OneWater Marine Inc 'A'	Bank of America Merrill Lynch	28,243
2,732	OneWater Marine Inc 'A'	HSBC	9,243
(3,147)	Onto Innovation Inc	Bank of America Merrill Lynch	(3,939)
(8,411)	Onto Innovation Inc	Goldman Sachs	(19,679)
(18,311)	Onto Innovation Inc	HSBC	(59,196)
(37,930)	Onto Innovation Inc	Morgan Stanley	(58,791)
1,098	Ontrak Inc	Bank of America Merrill Lynch	999
1,283	Ontrak Inc	Goldman Sachs	1,168
956	Ontrak Inc	HSBC	220
517	Ontrak Inc	Morgan Stanley	119
39,438	Ooma Inc	Bank of America Merrill Lynch	50,086
20,834	Ooma Inc	Goldman Sachs	26,459

保有高	銘柄	取引相手	未実現評価益/ (損) (米ドル)
	米国(続き)		
8,967	Ooma Inc	HSBC	19,010
43,742	OP Bancorp	Bank of America Merrill Lynch	6,296
39,962	OP Bancorp	Goldman Sachs	7,051
44,830	OP Bancorp	HSBC	8,725
25,774	OP Bancorp	Morgan Stanley	1,804
8,885	Open Lending Corp 'A'	Bank of America Merrill Lynch	(11,639)
7,659	Open Lending Corp 'A'	Barclays Bank	(2,261)
4,697	Open Lending Corp 'A'	Goldman Sachs	(5,438)
1,022	Open Lending Corp 'A'	HSBC	(412)
16,584	Open Lending Corp 'A'	Morgan Stanley	(29,685)
95,890	OPKO Health Inc	Morgan Stanley	19,178
14,702	Oportun Financial Corp	Goldman Sachs	(882)
9,814	Oportun Financial Corp	HSBC	22,180
(38,168)	Oppenheimer Holdings Inc 'A'	Bank of America Merrill Lynch	(18,702)
(18,057)	Oppenheimer Holdings Inc 'A'	Goldman Sachs	(8,848)
(17,066)	Oppenheimer Holdings Inc 'A'	HSBC	(24,360)
(19,764)	Oppenheimer Holdings Inc 'A'	Morgan Stanley	(13,440)
(7,420)	OptimizeRx Corp	Bank of America Merrill Lynch	(25,451)
(938)	OptimizeRx Corp	Goldman Sachs	(3,217)
(2,604)	OptimizeRx Corp	HSBC	(9,531)
(32,391)	OptimizeRx Corp	Morgan Stanley	(118,551)
34,703	Optinose Inc	Bank of America Merrill Lynch	1,735
27,036	Optinose Inc	Goldman Sachs	1,352
21,787	Optinose Inc	HSBC	8,933
27,402	Option Care Health Inc	HSBC	6,851
19,644	Option Care Health Inc	Morgan Stanley	4,911
(5,237)	Oracle Corp	Bank of America Merrill Lynch	(4,540)
(3,076)	Oracle Corp	Barclays Bank	(5,783)
(4,332)	Oracle Corp	Goldman Sachs	(3,954)
(36,028)	Oracle Corp	HSBC	(40,351)
(43,792)	Oracle Corp	Morgan Stanley	(82,329)
3,192	OraSure Technologies Inc	Bank of America Merrill Lynch	(1,625)
17,805	OraSure Technologies Inc	Goldman Sachs	(22,968)
6,477	OraSure Technologies Inc	HSBC	(710)
4,631	OraSure Technologies Inc	Morgan Stanley	185
(37,328)	ORBCOMM Inc	Bank of America Merrill Lynch	(1,120)
(7,020)	ORBCOMM Inc	Goldman Sachs	(211)
(14,007)	ORBCOMM Inc	HSBC	(6,303)
(27,336)	ORBCOMM Inc	Morgan Stanley	12,848
(62,350)	Orchid Island Capital Inc (REIT)	Bank of America Merrill Lynch	8,106
(147,274)	Orchid Island Capital Inc (REIT)	Goldman Sachs	19,146
(31,879)	Orchid Island Capital Inc (REIT)	HSBC	3,454
(65,444)	Orchid Island Capital Inc (REIT)	Morgan Stanley	13,743
617	O'Reilly Automotive Inc	Bank of America Merrill Lynch	(14,068)
3,806	O'Reilly Automotive Inc	Barclays Bank	(13,930)

保有高	銘柄	取引相手	未実現評価益/ (損) (米ドル)
	米国(続き)		
309	O'Reilly Automotive Inc	Goldman Sachs	(4,221)
806	O'Reilly Automotive Inc	Morgan Stanley	(3,233)
17,892	Organogenesis Holdings Inc 'A'	Goldman Sachs	11,988
5,393	Organogenesis Holdings Inc 'A'	HSBC	(1,079)
5,851	Organogenesis Holdings Inc 'A'	Morgan Stanley	(1,170)
3,029	Orgenesis Inc	Goldman Sachs	(545)
6,913	Orgenesis Inc	Morgan Stanley	415
6,151	ORIC Pharmaceuticals Inc	Goldman Sachs	40,412
9,634	ORIC Pharmaceuticals Inc	Morgan Stanley	(385)
(2,297)	Origin Bancorp Inc	Bank of America Merrill Lynch	(666)
(14,621)	Origin Bancorp Inc	Goldman Sachs	(4,240)
(15,947)	Origin Bancorp Inc	HSBC	(13,429)
(28,174)	Origin Bancorp Inc	Morgan Stanley	(17,186)
(25,220)	Orion Energy Systems Inc	Bank of America Merrill Lynch	(59,771)
(35,687)	Orion Energy Systems Inc	HSBC	(53,079)
(22,172)	Orion Energy Systems Inc	Morgan Stanley	(28,602)
(2,383)	Ormat Technologies Inc	Bank of America Merrill Lynch	7,912
830	Ormat Technologies Inc	Barclays Bank	6,167
(3,684)	Ormat Technologies Inc	Barclays Bank	(27,372)
1,863	Ormat Technologies Inc	HSBC	(2,142)
(10,777)	Ormat Technologies Inc	HSBC	(18,700)
1,411	Ormat Technologies Inc	Morgan Stanley	10,484
(6,652)	Ormat Technologies Inc	Morgan Stanley	(49,425)
10,526	Orrstown Financial Services Inc	Bank of America Merrill Lynch	3,474
26,052	Orrstown Financial Services Inc	Goldman Sachs	9,882
28,683	Orrstown Financial Services Inc	HSBC	24,340
24,157	Orrstown Financial Services Inc	Morgan Stanley	17,876
(6,523)	Orthofix Medical Inc	Bank of America Merrill Lynch	(6,458)
(8,037)	Orthofix Medical Inc	Goldman Sachs	(7,957)
(26,503)	Orthofix Medical Inc	HSBC	(17,639)
(10,525)	Orthofix Medical Inc	Morgan Stanley	(7,368)
(6,062)	OrthoPediatrics Corp	Bank of America Merrill Lynch	12,124
(1,504)	OrthoPediatrics Corp	Goldman Sachs	3,008
(4,403)	OrthoPediatrics Corp	HSBC	13,341
(11,686)	OrthoPediatrics Corp	Morgan Stanley	6,077
6,999	Oshkosh Corp	Bank of America Merrill Lynch	31,286
7,681	Oshkosh Corp	Barclays Bank	(10,600)
11,959	Oshkosh Corp	Goldman Sachs	53,457
9,294	Oshkosh Corp	HSBC	80,260
30,729	Oshkosh Corp	Morgan Stanley	(42,406)
18,856	OSI Systems Inc	Goldman Sachs	8,485
17,394	OSI Systems Inc	HSBC	17,856
36,820	OSI Systems Inc	Morgan Stanley	736
(7,317)	Otis Worldwide Corp	Goldman Sachs	(1,186)
9,448	Otis Worldwide Corp	Goldman Sachs	1,134

保有高	銘柄	取引相手	未実現評価益/ (損) (米ドル)
	米国(続き)		
(8,146)	Otis Worldwide Corp	HSBC	(32,665)
8,219	Otis Worldwide Corp	HSBC	32,958
(5,697)	Otis Worldwide Corp	Morgan Stanley	(1,481)
45,882	Otonomy Inc	Bank of America Merrill Lynch	7,341
50,558	Otonomy Inc	Goldman Sachs	8,089
10,960	Otonomy Inc	Morgan Stanley	658
8,723	Otter Tail Corp	Bank of America Merrill Lynch	(13,259)
24,856	Otter Tail Corp	Goldman Sachs	(27,111)
53,873	Otter Tail Corp	HSBC	(43,571)
8,860	Otter Tail Corp	Morgan Stanley	(4,430)
2,998	Outfront Media Inc (REIT)	Bank of America Merrill Lynch	779
10,604	Outfront Media Inc (REIT)	Barclays Bank	1,803
(21,727)	Outfront Media Inc (REIT)	Goldman Sachs	(5,451)
32,129	Outfront Media Inc (REIT)	HSBC	26,988
4,777	Outfront Media Inc (REIT)	Morgan Stanley	812
(151,766)	Overseas Shipholding Group Inc 'A'	Bank of America Merrill Lynch	(6,071)
(7,630)	Overseas Shipholding Group Inc 'A'	Goldman Sachs	(305)
(9,870)	Overseas Shipholding Group Inc 'A'	HSBC	(1,678)
4,921	Overstock.com Inc	Bank of America Merrill Lynch	76,472
1,187	Overstock.com Inc	Goldman Sachs	16,606
3,100	Overstock.com Inc	Morgan Stanley	(186)
(17,822)	Ovid therapeutics Inc	Bank of America Merrill Lynch	(7,842)
(15,937)	Ovid therapeutics Inc	Goldman Sachs	(7,012)
(8,901)	Ovid therapeutics Inc	HSBC	(6,965)
(44,466)	Ovid therapeutics Inc	Morgan Stanley	(14,229)
(7,980)	Ovintiv Inc	Bank of America Merrill Lynch	(15,481)
(20,766)	Ovintiv Inc	Goldman Sachs	(40,286)
21,621	Ovintiv Inc	HSBC	57,512
(58,124)	Ovintiv Inc	HSBC	(48,824)
27,112	Ovintiv Inc	Morgan Stanley	22,774
(10,203)	Owens & Minor Inc	HSBC	(30,711)
(785)	Owens & Minor Inc	Morgan Stanley	(1,170)
6,847	Owens Corning	Bank of America Merrill Lynch	18,898
12,282	Owens Corning	Barclays Bank	3,930
5,307	Owens Corning	Goldman Sachs	11,499
7,975	Owens Corning	Morgan Stanley	2,552
7,698	Oxford Industries Inc	Goldman Sachs	45,264
13,108	Oxford Industries Inc	HSBC	70,128
4,610	Oxford Industries Inc	Morgan Stanley	(6,592)
3,718	Oyster Point Pharma Inc	Bank of America Merrill Lynch	(5,874)
5,046	Oyster Point Pharma Inc	Goldman Sachs	(7,973)
13,663	Oyster Point Pharma Inc	HSBC	(21,822)
5,128	Oyster Point Pharma Inc	Morgan Stanley	(1,179)
12,180	PACCAR Inc	Bank of America Merrill Lynch	(28,258)
(23,575)	PACCAR Inc	Goldman Sachs	54,611

保有高	銘柄	取引相手	未実現評価益/ (損) (米ドル)
	米国(続き)		
33,934	PACCAR Inc	Morgan Stanley	(66,511)
(40,897)	Pacific Biosciences of California Inc	Goldman Sachs	(818)
(1,605)	Pacific Biosciences of California Inc	HSBC	(1,817)
(5,502)	Pacific Ethanol Inc	Bank of America Merrill Lynch	(4,292)
(18,204)	Pacific Ethanol Inc	HSBC	5,097
30,597	Pacific Mercantile Bancorp	Bank of America Merrill Lynch	18,970
56,826	Pacific Mercantile Bancorp	Goldman Sachs	35,232
60,683	Pacific Mercantile Bancorp	HSBC	25,106
50,376	Pacific Mercantile Bancorp	Morgan Stanley	11,586
(11,973)	Pacific Premier Bancorp Inc	Bank of America Merrill Lynch	8,621
(74,246)	Pacific Premier Bancorp Inc	Goldman Sachs	53,457
(53,978)	Pacific Premier Bancorp Inc	HSBC	17,732
(8,059)	Pacific Premier Bancorp Inc	Morgan Stanley	3,465
(9,462)	Pacira BioSciences Inc	HSBC	(41,538)
2,695	Packaging Corp of America	Bank of America Merrill Lynch	(7,169)
3,854	Packaging Corp of America	Barclays Bank	886
(124)	Packaging Corp of America	Barclays Bank	(29)
996	Packaging Corp of America	Goldman Sachs	(2,649)
(2,823)	Packaging Corp of America	HSBC	(13,861)
(6,297)	Packaging Corp of America	Morgan Stanley	(1,448)
13,411	PacWest Bancorp	Goldman Sachs	(10,058)
15,134	PacWest Bancorp	HSBC	7,718
43,068	PacWest Bancorp	Morgan Stanley	(2,584)
(4,703)	PAE Inc	HSBC	847
(30,288)	PAE Inc	Morgan Stanley	5,452
(10,115)	PagerDuty Inc	Bank of America Merrill Lynch	(50,676)
(15,876)	PagerDuty Inc	Barclays Bank	(47,946)
(19,367)	PagerDuty Inc	Goldman Sachs	(97,029)
(3,803)	PagerDuty Inc	Morgan Stanley	(11,485)
39,717	Palantir Technologies Inc 'A'	Morgan Stanley	301,849
(735)	Palo Alto Networks Inc	Barclays Bank	1,777
(2,154)	Palo Alto Networks Inc	Goldman Sachs	2,956
(5,303)	Palo Alto Networks Inc	HSBC	(225,112)
(1,857)	Palo Alto Networks Inc	Morgan Stanley	2,711
(403)	Palomar Holdings Inc	Bank of America Merrill Lynch	1,754
(5,033)	Palomar Holdings Inc	HSBC	135,746
(4,690)	Palomar Holdings Inc	Morgan Stanley	13,413
(798)	PAM Transportation Services Inc	HSBC	255
(4,067)	PAM Transportation Services Inc	Morgan Stanley	1,301
7,393	Pandion Therapeutics Inc	Goldman Sachs	22,918
10,474	Pandion Therapeutics Inc	HSBC	20,700
8,825	Pandion Therapeutics Inc	Morgan Stanley	(4,236)
(16,455)	Papa John's International Inc	Goldman Sachs	(10,510)
(3,466)	Papa John's International Inc	HSBC	(8,697)
(438)	Papa John's International Inc	Morgan Stanley	526

保有高	銘柄	取引相手	未実現評価益/ (損) (米ドル)
	米国(続き)		
33,388	Par Pacific Holdings Inc	Goldman Sachs	17,696
35,085	Par Pacific Holdings Inc	HSBC	(3,158)
33,146	Par Pacific Holdings Inc	Morgan Stanley	(2,983)
3,432	PAR Technology Corp	Bank of America Merrill Lynch	13,316
14,248	PAR Technology Corp	Goldman Sachs	55,282
(27,400)	Paramount Group Inc (REIT)	Bank of America Merrill Lynch	(41,100)
(21,292)	Paramount Group Inc (REIT)	Barclays Bank	2,785
(3,867)	Paramount Group Inc (REIT)	Goldman Sachs	(5,801)
63,054	Paramount Group Inc (REIT)	HSBC	141,241
89,817	Paramount Group Inc (REIT)	Morgan Stanley	(9,880)
(71,034)	Paratek Pharmaceuticals Inc	Goldman Sachs	2,131
(5,568)	Paratek Pharmaceuticals Inc	HSBC	(223)
(25,901)	Paratek Pharmaceuticals Inc	Morgan Stanley	(1,036)
(32,926)	Park Aerospace Corp	Bank of America Merrill Lynch	(30,621)
(36,926)	Park Aerospace Corp	Goldman Sachs	(34,000)
(44,651)	Park Aerospace Corp	HSBC	(21,433)
(19,328)	Park Aerospace Corp	Morgan Stanley	(2,706)
(38,656)	Park City Group Inc	HSBC	1,753
66,603	Park Hotels & Resorts Inc (REIT)	Bank of America Merrill Lynch	148,525
(11,278)	Park Hotels & Resorts Inc (REIT)	Barclays Bank	(10,150)
(7,700)	Park Hotels & Resorts Inc (REIT)	Goldman Sachs	(17,171)
(15,598)	Park National Corp	HSBC	(2,661)
(34,189)	Park National Corp	Morgan Stanley	40,343
(11,865)	Parke Bancorp Inc	Bank of America Merrill Lynch	2,848
(1,355)	Parke Bancorp Inc	Goldman Sachs	325
(3,734)	Parke Bancorp Inc	HSBC	(747)
(7,848)	Parke Bancorp Inc	Morgan Stanley	(1,570)
11,271	Parker Drilling Co	HSBC	4,790
2,760	Parker Drilling Co	Morgan Stanley	1,311
3,232	Parker-Hannifin Corp	Barclays Bank	(10,730)
(1,351)	Parker-Hannifin Corp	Barclays Bank	4,485
1,171	Parker-Hannifin Corp	HSBC	18,502
8,871	Parker-Hannifin Corp	Morgan Stanley	(29,452)
(4,763)	Parker-Hannifin Corp	Morgan Stanley	15,813
12,657	Park-Ohio Holdings Corp	Bank of America Merrill Lynch	28,478
19,490	Park-Ohio Holdings Corp	Goldman Sachs	43,853
1,559	Park-Ohio Holdings Corp	HSBC	4,350
6,111	Park-Ohio Holdings Corp	Morgan Stanley	14,055
(5,872)	Parsons Corp	Bank of America Merrill Lynch	2,814
(7,795)	Parsons Corp	Goldman Sachs	3,208
2,979	Parsons Corp	Goldman Sachs	(2,264)
1,226	Parsons Corp	HSBC	1,937
(17,540)	Parsons Corp	HSBC	(27,014)
6,374	Parsons Corp	Morgan Stanley	6,693
(14,290)	Parsons Corp	Morgan Stanley	(15,005)

保有高	銘柄	取引相手	未実現評価益/ (損) (米ドル)
	米国(続き)		
2,927	Partners Bancorp	HSBC	1,317
3,183	Partners Bancorp	Morgan Stanley	1,432
9,567	Party City Holdco Inc	Bank of America Merrill Lynch	(918)
(8,682)	Passage Bio Inc	Bank of America Merrill Lynch	(23,962)
(427)	Patrick Industries Inc	Goldman Sachs	(1,934)
(4,365)	Patrick Industries Inc	HSBC	(26,021)
(11,905)	Patrick Industries Inc	Morgan Stanley	28,810
31,013	Patterson Cos Inc	Morgan Stanley	13,025
51,887	Patterson-UTI Energy Inc	Goldman Sachs	26,203
160,351	Patterson-UTI Energy Inc	HSBC	122,061
40,661	Patterson-UTI Energy Inc	Morgan Stanley	1,220
(17,514)	PAVmed Inc	Goldman Sachs	(2,452)
(193,209)	PAVmed Inc	HSBC	17,389
(34,257)	PAVmed Inc	Morgan Stanley	3,083
44,134	Paya Holdings Inc 'A'	Bank of America Merrill Lynch	17,150
27,439	Paya Holdings Inc 'A'	HSBC	3,841
20,296	Paychex Inc	Bank of America Merrill Lynch	(3,512)
(402)	Paychex Inc	Bank of America Merrill Lynch	(421)
360	Paychex Inc	Barclays Bank	(9)
(3,842)	Paychex Inc	Barclays Bank	(3,842)
17,855	Paychex Inc	Goldman Sachs	(2,857)
(1,211)	Paychex Inc	Goldman Sachs	75
(14,051)	Paychex Inc	HSBC	(33,441)
5,457	Paychex Inc	Morgan Stanley	5,457
(9,486)	Paychex Inc	Morgan Stanley	(9,486)
112	Paycom Software Inc	Bank of America Merrill Lynch	3,188
1,214	Paycom Software Inc	Goldman Sachs	38,047
105	Paycom Software Inc	HSBC	2,580
924	Paycom Software Inc	Morgan Stanley	9,693
6,945	Paylocity Holding Corp	Bank of America Merrill Lynch	107,787
663	Paylocity Holding Corp	Barclays Bank	3,425
3,104	Paylocity Holding Corp	Goldman Sachs	44,933
2,443	Paylocity Holding Corp	HSBC	1,678
3,528	Paylocity Holding Corp	Morgan Stanley	15,488
(4,698)	PayPal Holdings Inc	Bank of America Merrill Lynch	14,848
751	PayPal Holdings Inc	Barclays Bank	7,405
405	PayPal Holdings Inc	Goldman Sachs	7,590
5,966	PayPal Holdings Inc	HSBC	154,877
1,043	PayPal Holdings Inc	Morgan Stanley	10,284
(19,665)	Paysign Inc	Bank of America Merrill Lynch	6,467
(10,910)	Paysign Inc	Goldman Sachs	8,073
(28,474)	Paysign Inc	HSBC	4,077
(15,724)	Paysign Inc	Morgan Stanley	(2,359)
11,259	PBF Energy Inc 'A'	Bank of America Merrill Lynch	4,616
60,997	PBF Energy Inc 'A'	HSBC	57,337

保有高	銘柄	取引相手	未実現評価益/ (損) (米ドル)
	米国(続き)		
24,141	PBF Energy Inc 'A'	Morgan Stanley	(12,312)
5,198	PC Connection Inc	Goldman Sachs	208
4,670	PC Connection Inc	HSBC	(25,311)
31,753	PC Connection Inc	Morgan Stanley	58,426
10,049	PCB Bancorp	Bank of America Merrill Lynch	(6,230)
16,266	PCB Bancorp	Goldman Sachs	(10,085)
34,816	PCB Bancorp	HSBC	(875)
28,902	PCB Bancorp	Morgan Stanley	(3,468)
32,589	PCSB Financial Corp	Bank of America Merrill Lynch	(11,080)
42,748	PCSB Financial Corp	Goldman Sachs	(14,534)
60,018	PCSB Financial Corp	HSBC	40,147
43,565	PCSB Financial Corp	Morgan Stanley	4,792
19,700	PC-Tel Inc	Bank of America Merrill Lynch	985
16,034	PC-Tel Inc	HSBC	16,985
102,599	PC-Tel Inc	Morgan Stanley	9,234
(6,578)	PDC Energy Inc	Bank of America Merrill Lynch	(11,314)
(9,656)	PDC Energy Inc	Goldman Sachs	(16,608)
(37,694)	PDC Energy Inc	HSBC	(39,029)
(6,029)	PDC Energy Inc	Morgan Stanley	(2,050)
(2,530)	PDF Solutions Inc	Goldman Sachs	(2,505)
(18,613)	PDF Solutions Inc	HSBC	(35,179)
(24,222)	PDF Solutions Inc	Morgan Stanley	(969)
(328,629)	PDL BioPharma Inc	Bank of America Merrill Lynch	(60,796)
(74,293)	PDL BioPharma Inc	Goldman Sachs	(12,623)
(144,561)	PDL BioPharma Inc	HSBC	(47,555)
(141,740)	PDL BioPharma Inc	Morgan Stanley	(17,718)
(8,914)	Peapack-Gladstone Financial Corp	Bank of America Merrill Lynch	(11,856)
(7,199)	Peapack-Gladstone Financial Corp	Goldman Sachs	(9,575)
(2,116)	Peapack-Gladstone Financial Corp	HSBC	(5,692)
(10,889)	Peapack-Gladstone Financial Corp	Morgan Stanley	(5,336)
31,490	Pebblebrook Hotel Trust (REIT)	Goldman Sachs	43,141
46,106	Pebblebrook Hotel Trust (REIT)	HSBC	(12,566)
48,723	Pebblebrook Hotel Trust (REIT)	Morgan Stanley	(22,412)
3,104	Pegasystems Inc	Goldman Sachs	29,457
3,091	Pegasystems Inc	HSBC	21,637
(9,637)	Pegasystems Inc	Morgan Stanley	(17,250)
(1,857)	Peloton Interactive Inc 'A'	Bank of America Merrill Lynch	(15,083)
(830)	Peloton Interactive Inc 'A'	Barclays Bank	(1,424)
(3,459)	Peloton Interactive Inc 'A'	Goldman Sachs	(30,024)
(265)	Peloton Interactive Inc 'A'	HSBC	(2,801)
(3,998)	Peloton Interactive Inc 'A'	Morgan Stanley	5,877
584	Penn National Gaming Inc	Barclays Bank	(444)
2,459	Penn National Gaming Inc	Goldman Sachs	16,204
8,332	Penn National Gaming Inc	HSBC	69,905
4,662	Penn National Gaming Inc	Morgan Stanley	(3,543)

保有高	銘柄	取引相手	未実現評価益/ (損) (米ドル)
	米国(続き)		
(12,396)	Penn Virginia Corp	Bank of America Merrill Lynch	(7,314)
(13,040)	Penn Virginia Corp	Goldman Sachs	(7,694)
(10,802)	Penn Virginia Corp	HSBC	(4,889)
(2,312)	Penn Virginia Corp	Morgan Stanley	139
(2,975)	Pennant Group Inc	HSBC	(3,472)
(6,645)	Pennant Group Inc	Morgan Stanley	(1,861)
4,594	Penns Woods Bancorp Inc	Bank of America Merrill Lynch	1,350
4,640	Penns Woods Bancorp Inc	Goldman Sachs	1,269
12,387	Penns Woods Bancorp Inc	HSBC	7,469
13,493	Penns Woods Bancorp Inc	Morgan Stanley	5,397
(405)	PennyMac Financial Services Inc	Bank of America Merrill Lynch	(129)
(4,033)	PennyMac Financial Services Inc	Goldman Sachs	(3,388)
2,817	PennyMac Financial Services Inc	HSBC	7,398
(14,155)	PennyMac Financial Services Inc	Morgan Stanley	(9,342)
1,601	PennyMac Financial Services Inc	Morgan Stanley	1,057
19,940	PennyMac Mortgage Investment Trust (REIT)	Bank of America Merrill Lynch	4,387
11,657	PennyMac Mortgage Investment Trust (REIT)	Goldman Sachs	2,565
8,810	PennyMac Mortgage Investment Trust (REIT)	HSBC	5,204
21,733	PennyMac Mortgage Investment Trust (REIT)	Morgan Stanley	(1,956)
7,602	Penske Automotive Group Inc	Bank of America Merrill Lynch	(30,864)
1,937	Penske Automotive Group Inc	Barclays Bank	(3,138)
8,822	Penske Automotive Group Inc	Goldman Sachs	(35,818)
1,882	Penske Automotive Group Inc	HSBC	(1,449)
12,709	Penske Automotive Group Inc	Morgan Stanley	(20,588)
887	Penumbra Inc	Bank of America Merrill Lynch	(18,030)
800	Penumbra Inc	Barclays Bank	(24,264)
1,101	Penumbra Inc	Goldman Sachs	(41,838)
732	Penumbra Inc	HSBC	(13,235)
1,574	Penumbra Inc	Morgan Stanley	(47,739)
(65,842)	Peoples Bancorp Inc	Bank of America Merrill Lynch	24,362
(54,702)	Peoples Bancorp Inc	Goldman Sachs	20,240
(62,634)	Peoples Bancorp Inc	HSBC	(29,324)
(32,320)	Peoples Bancorp Inc	Morgan Stanley	(6,787)
2,826	Peoples Bancorp of North Carolina Inc	Bank of America Merrill Lynch	8,096
8,166	Peoples Bancorp of North Carolina Inc	Goldman Sachs	23,396
10,795	Peoples Bancorp of North Carolina Inc	HSBC	50,080
13,409	Peoples Bancorp of North Carolina Inc	Morgan Stanley	29,433
5,585	Peoples Financial Services Corp	Bank of America Merrill Lynch	(5,753)
4,192	Peoples Financial Services Corp	Goldman Sachs	(4,318)
3,988	Peoples Financial Services Corp	HSBC	(2,124)
5,472	Peoples Financial Services Corp	Morgan Stanley	5,363
2,627	People's United Financial Inc	Bank of America Merrill Lynch	(1,366)
(113,491)	People's United Financial Inc	Bank of America Merrill Lynch	59,015
12,794	People's United Financial Inc	Barclays Bank	(2,687)
(28,630)	People's United Financial Inc	Barclays Bank	6,012

保有高	銘柄	取引相手	未実現評価益/ (損) (米ドル)
	米国(続き)		
45,653	People's United Financial Inc	HSBC	457
31,120	People's United Financial Inc	Morgan Stanley	(6,535)
272	PepsiCo Inc	Barclays Bank	(4)
(16,905)	PepsiCo Inc	Barclays Bank	(18,934)
3,839	PepsiCo Inc	Goldman Sachs	(6,219)
27,270	PepsiCo Inc	Morgan Stanley	30,542
8,630	Perdoceo Education Corp	Bank of America Merrill Lynch	(4,401)
29,301	Perdoceo Education Corp	Goldman Sachs	(14,944)
30,577	Perdoceo Education Corp	HSBC	7,917
20,139	Perdoceo Education Corp	Morgan Stanley	5,035
(2,280)	Perficient Inc	Goldman Sachs	1,003
(21,329)	Perficient Inc	HSBC	13,437
(33,210)	Perficient Inc	Morgan Stanley	20,922
(882)	Performance Food Group Co	Bank of America Merrill Lynch	3,219
(7,036)	Performance Food Group Co	Barclays Bank	2,603
(4,733)	Performance Food Group Co	HSBC	3,933
10,191	Performance Food Group Co	Morgan Stanley	(3,771)
(11,813)	Performance Food Group Co	Morgan Stanley	4,371
(1,129)	PerkinElmer Inc	Bank of America Merrill Lynch	1,631
(798)	PerkinElmer Inc	Barclays Bank	(1,702)
(7,893)	PerkinElmer Inc	Goldman Sachs	21,747
(5,324)	PerkinElmer Inc	Morgan Stanley	(10,595)
20,535	Personalis Inc	HSBC	26,490
18,792	Perspecta Inc	Bank of America Merrill Lynch	(1,691)
(2,042)	Perspecta Inc	Bank of America Merrill Lynch	(1,216)
6,524	Perspecta Inc	Barclays Bank	1,109
12,697	Perspecta Inc	Goldman Sachs	(1,143)
(20,530)	Perspecta Inc	Goldman Sachs	744
17,325	Perspecta Inc	HSBC	7,970
(56,534)	Perspecta Inc	HSBC	(26,006)
9,707	Perspecta Inc	Morgan Stanley	1,650
(57,201)	Perspecta Inc	Morgan Stanley	(9,724)
3,001	PetIQ Inc	Goldman Sachs	5,972
7,149	PetIQ Inc	HSBC	17,641
22,065	PetIQ Inc	Morgan Stanley	-
(1,131)	PetMed Express Inc	Bank of America Merrill Lynch	(1,346)
(15,529)	PetMed Express Inc	Goldman Sachs	(18,480)
(26,272)	PetMed Express Inc	HSBC	(24,170)
3,365	PFSweb Inc	Bank of America Merrill Lynch	236
4,029	PFSweb Inc	Goldman Sachs	282
5,853	PFSweb Inc	HSBC	1,697
5,186	PFSweb Inc	Morgan Stanley	104
(50,358)	PG&E Corp	Bank of America Merrill Lynch	(58,415)
(20,039)	PGT Innovations Inc	Bank of America Merrill Lynch	(17,234)
(44,965)	PGT Innovations Inc	Goldman Sachs	(38,670)

保有高	銘柄	取引相手	未実現評価益/ (損) (米ドル)
	米国(続き)		
(53,825)	PGT Innovations Inc	HSBC	(17,356)
(66,474)	PGT Innovations Inc	Morgan Stanley	30,578
(15,883)	PhaseBio Pharmaceuticals Inc	Bank of America Merrill Lynch	(3,653)
(39,670)	PhaseBio Pharmaceuticals Inc	HSBC	(4,364)
(6,952)	Phathom Pharmaceuticals Inc	HSBC	(3,442)
(6,199)	Phibro Animal Health Corp 'A'	Bank of America Merrill Lynch	(3,781)
(6,298)	Phibro Animal Health Corp 'A'	Goldman Sachs	(3,842)
(11,653)	Phibro Animal Health Corp 'A'	HSBC	(12,212)
(23,589)	Phibro Animal Health Corp 'A'	Morgan Stanley	(19,343)
(1,653)	Philip Morris International Inc	Bank of America Merrill Lynch	2,120
(2,037)	Philip Morris International Inc	Barclays Bank	3,551
(1,732)	Philip Morris International Inc	Goldman Sachs	2,867
(3,396)	Philip Morris International Inc	HSBC	(13,516)
(30,815)	Philip Morris International Inc	Morgan Stanley	31,432
2,337	Phillips 66	Bank of America Merrill Lynch	3,248
(1,223)	Phillips 66	Goldman Sachs	(1,700)
5,760	Phillips 66	Goldman Sachs	1,942
(2,315)	Phillips 66	Morgan Stanley	4,236
19,365	Phillips 66	Morgan Stanley	(35,438)
(13,154)	Photronics Inc	Bank of America Merrill Lynch	(1,842)
(22,676)	Photronics Inc	Goldman Sachs	(4,031)
(16,937)	Photronics Inc	HSBC	(7,452)
2,265	Phreesia Inc	Bank of America Merrill Lynch	5,866
6,711	Phreesia Inc	Goldman Sachs	18,328
17,920	Phreesia Inc	HSBC	33,495
18,267	Phreesia Inc	Morgan Stanley	30,106
(31,171)	PHX Minerals Inc	Bank of America Merrill Lynch	(312)
(11,531)	PHX Minerals Inc	Goldman Sachs	(115)
(20,163)	PHX Minerals Inc	HSBC	332
(77,770)	Physicians Realty Trust (REIT)	Bank of America Merrill Lynch	91,769
78,260	Physicians Realty Trust (REIT)	Bank of America Merrill Lynch	(92,347)
(6,954)	Physicians Realty Trust (REIT)	Barclays Bank	1,599
(18,506)	Physicians Realty Trust (REIT)	Goldman Sachs	21,837
107,241	Physicians Realty Trust (REIT)	Goldman Sachs	(126,545)
(17,830)	Physicians Realty Trust (REIT)	HSBC	5,706
107,452	Physicians Realty Trust (REIT)	HSBC	(29,813)
(23,953)	Physicians Realty Trust (REIT)	Morgan Stanley	5,509
166,183	Physicians Realty Trust (REIT)	Morgan Stanley	(38,222)
(44,288)	PICO Holdings Inc	Bank of America Merrill Lynch	17,272
(55,231)	PICO Holdings Inc	Goldman Sachs	21,514
(24,079)	PICO Holdings Inc	HSBC	(3,099)
(9,357)	PICO Holdings Inc	Morgan Stanley	749
(3,968)	Piedmont Office Realty Trust Inc 'A' (REIT)	Goldman Sachs	(1,270)
(132,518)	Piedmont Office Realty Trust Inc 'A' (REIT)	HSBC	(340,571)

保有高	銘柄	取引相手	未実現評価益/ (損) (米ドル)
	米国(続き)		
(93,848)	Piedmont Office Realty Trust Inc 'A' (REIT)	Morgan Stanley	27,216
(43,136)	Pieris Pharmaceuticals Inc	Bank of America Merrill Lynch	(863)
(19,870)	Pieris Pharmaceuticals Inc	Goldman Sachs	(397)
(8,795)	Pieris Pharmaceuticals Inc	HSBC	(352)
(18,428)	Pieris Pharmaceuticals Inc	Morgan Stanley	(737)
24,179	Pilgrim's Pride Corp	Barclays Bank	(1,693)
5,811	Pilgrim's Pride Corp	Goldman Sachs	(1,685)
14,114	Pilgrim's Pride Corp	HSBC	24,841
27,268	Pilgrim's Pride Corp	Morgan Stanley	(1,909)
(57,710)	Ping Identity Holding Corp	Bank of America Merrill Lynch	(87,142)
41,014	Pinnacle Financial Partners Inc	Bank of America Merrill Lynch	25,429
38,664	Pinnacle Financial Partners Inc	Barclays Bank	8,506
11,355	Pinnacle Financial Partners Inc	Goldman Sachs	7,040
6,214	Pinnacle Financial Partners Inc	HSBC	30,573
17,811	Pinnacle Financial Partners Inc	Morgan Stanley	3,919
19,512	Pinnacle West Capital Corp	Bank of America Merrill Lynch	(127,413)
1,127	Pinnacle West Capital Corp	Barclays Bank	(2,023)
21,740	Pinnacle West Capital Corp	Goldman Sachs	(141,963)
7,790	Pinnacle West Capital Corp	HSBC	(24,489)
17,924	Pinnacle West Capital Corp	Morgan Stanley	(10,217)
(493)	Pinterest Inc 'A'	Bank of America Merrill Lynch	(2,750)
(378)	Pinterest Inc 'A'	Barclays Bank	(1,149)
(623)	Pinterest Inc 'A'	Goldman Sachs	(3,869)
(12,230)	Pinterest Inc 'A'	Morgan Stanley	(37,179)
(8,377)	Pioneer Bancorp Inc	Bank of America Merrill Lynch	4,440
(5,490)	Pioneer Bancorp Inc	Goldman Sachs	2,910
(418)	Pioneer Bancorp Inc	HSBC	42
(110,439)	Pioneer Bancorp Inc	Morgan Stanley	11,044
(2,911)	Pioneer Natural Resources Co	Bank of America Merrill Lynch	(36,474)
(4,047)	Pioneer Natural Resources Co	Barclays Bank	(11,089)
(2,378)	Pioneer Natural Resources Co	Goldman Sachs	(29,452)
(5,818)	Pioneer Natural Resources Co	HSBC	(109,786)
(6,624)	Pioneer Natural Resources Co	Morgan Stanley	(18,150)
(4,142)	Piper Sandler Cos	Bank of America Merrill Lynch	(5,467)
(9,176)	Piper Sandler Cos	Goldman Sachs	(12,112)
(16,758)	Piper Sandler Cos	HSBC	(43,643)
(8,622)	Piper Sandler Cos	Morgan Stanley	(13,192)
(38,445)	Pitney Bowes Inc	Morgan Stanley	(9,996)
(8,000)	Pixelworks Inc	Bank of America Merrill Lynch	(4,560)
(52,229)	Pixelworks Inc	Goldman Sachs	(29,771)
(67,225)	Pixelworks Inc	HSBC	(7,897)
(23,426)	Pixelworks Inc	Morgan Stanley	-
(1,753)	PJT Partners Inc 'A'	Bank of America Merrill Lynch	1,247
(582)	PJT Partners Inc 'A'	Goldman Sachs	(1,084)
(1,079)	PJT Partners Inc 'A'	HSBC	(1,152)

保有高	銘柄	取引相手	未実現評価益/ (損) (米ドル)
	米国(続き)		
(13,481)	PJT Partners Inc 'A'	Morgan Stanley	(22,244)
3,805	Plains GP Holdings LP 'A'	Bank of America Merrill Lynch	-
38,627	Plains GP Holdings LP 'A'	HSBC	30,515
10,002	Plains GP Holdings LP 'A'	Morgan Stanley	(2,200)
299	Planet Fitness Inc 'A'	Bank of America Merrill Lynch	496
3,241	Planet Fitness Inc 'A'	Barclays Bank	11,473
2,444	Planet Fitness Inc 'A'	Goldman Sachs	6,739
5,905	Planet Fitness Inc 'A'	HSBC	(14,702)
16,199	Planet Fitness Inc 'A'	Morgan Stanley	44,230
3,974	Plantronics Inc	Goldman Sachs	30,004
11,553	Plantronics Inc	HSBC	45,172
2,683	Plantronics Inc	Morgan Stanley	10,491
7,370	PlayAGS Inc	Goldman Sachs	1,990
58,419	PlayAGS Inc	HSBC	41,122
10,916	PlayAGS Inc	Morgan Stanley	3,384
(18,286)	Plexus Corp	Goldman Sachs	18,469
(4,825)	Plexus Corp	HSBC	(13,028)
(18,616)	Plexus Corp	Morgan Stanley	16,941
2,693	Pliant Therapeutics Inc	Goldman Sachs	13,142
10,079	Pliant Therapeutics Inc	HSBC	63,150
4,479	Pliant Therapeutics Inc	Morgan Stanley	10,257
(18,823)	Plug Power Inc	Goldman Sachs	(31,623)
5,276	Plug Power Inc	Goldman Sachs	8,864
(4,273)	Plug Power Inc	Morgan Stanley	812
10,238	Plug Power Inc	Morgan Stanley	(1,945)
(1,935)	Plumas Bancorp	Bank of America Merrill Lynch	(1,335)
(2,103)	Plumas Bancorp	Morgan Stanley	(421)
6,722	Pluralsight Inc 'A'	Goldman Sachs	(975)
6,683	Pluralsight Inc 'A'	HSBC	67
8,894	Pluralsight Inc 'A'	Morgan Stanley	1,157
2,638	Plymouth Industrial Inc (REIT)	Bank of America Merrill Lynch	(594)
31,179	Plymouth Industrial Inc (REIT)	HSBC	12,939
40,699	Plymouth Industrial Inc (REIT)	Morgan Stanley	(2,645)
(6,595)	PMV Pharmaceuticals Inc	HSBC	(20,642)
(5,131)	Polaris Inc	Bank of America Merrill Lynch	14,018
(836)	Polaris Inc	Goldman Sachs	2,257
5,549	Polaris Inc	HSBC	25,359
(77,395)	PolarityTE Inc	Morgan Stanley	(3,034)
(2,327)	Ponce de Leon Federal Bank	Goldman Sachs	489
(1,417)	Ponce de Leon Federal Bank	HSBC	(1,332)
(63,287)	Ponce de Leon Federal Bank	Morgan Stanley	(5,696)
66	Pool Corp	Bank of America Merrill Lynch	1,057
307	Pool Corp	Barclays Bank	2,634
(813)	Pool Corp	Barclays Bank	(7,297)
618	Pool Corp	Goldman Sachs	1,180

保有高	銘柄	取引相手	未実現評価益/ (損) (米ドル)
	米国(続き)		
472	Pool Corp	HSBC	4,922
6,304	Pool Corp	Morgan Stanley	54,088
(1,658)	Pool Corp	Morgan Stanley	(14,226)
58,742	Portland General Electric Co	Bank of America Merrill Lynch	(87,526)
48,652	Portland General Electric Co	Goldman Sachs	(72,491)
47,495	Portland General Electric Co	HSBC	(6,428)
87,556	Portland General Electric Co	Morgan Stanley	(2,627)
13,421	Poseida Therapeutics Inc	Goldman Sachs	6,039
32,924	Poseida Therapeutics Inc	HSBC	5,926
6,787	Poseida Therapeutics Inc	Morgan Stanley	1,222
(8,754)	Post Holdings Inc	Bank of America Merrill Lynch	52,874
(13,800)	Post Holdings Inc	Barclays Bank	(86,664)
(8,233)	Post Holdings Inc	Goldman Sachs	49,727
(12,461)	Post Holdings Inc	HSBC	17,321
(12,179)	Post Holdings Inc	Morgan Stanley	(76,484)
(80,946)	Potbelly Corp	Bank of America Merrill Lynch	(56,662)
(57,754)	Potbelly Corp	HSBC	(41,005)
(46,211)	Potbelly Corp	Morgan Stanley	(25,416)
(19,798)	PotlatchDeltic Corp (REIT)	Goldman Sachs	(27,321)
(6,695)	PotlatchDeltic Corp (REIT)	HSBC	(11,649)
(56,975)	PotlatchDeltic Corp (REIT)	Morgan Stanley	1,709
(1,407)	Powell Industries Inc	Bank of America Merrill Lynch	86
(4,694)	Powell Industries Inc	Goldman Sachs	(2,159)
(13,305)	Powell Industries Inc	Morgan Stanley	(1,996)
9,337	Power Integrations Inc	Bank of America Merrill Lynch	4,202
(4,350)	Power Integrations Inc	Bank of America Merrill Lynch	(1,958)
2,120	Power Integrations Inc	Barclays Bank	2,798
(12,061)	Power Integrations Inc	Barclays Bank	(15,921)
554	Power Integrations Inc	Goldman Sachs	249
(1,071)	Power Integrations Inc	Goldman Sachs	(482)
13,839	Power Integrations Inc	HSBC	57,986
72,174	Power Integrations Inc	Morgan Stanley	95,269
12,046	Powerfleet Inc	Bank of America Merrill Lynch	(723)
14,470	Powerfleet Inc	Goldman Sachs	(868)
24,064	Powerfleet Inc	HSBC	(6,664)
8,735	Powerfleet Inc	Morgan Stanley	(2,358)
4,423	PPD Inc	Bank of America Merrill Lynch	(2,703)
12,429	PPD Inc	Barclays Bank	7,084
1,525	PPD Inc	Goldman Sachs	(1,235)
12,956	PPD Inc	Morgan Stanley	7,385
436	PPG Industries Inc	Barclays Bank	(699)
15,116	PPG Industries Inc	HSBC	61,931
32,465	PPG Industries Inc	Morgan Stanley	40,906
(42,009)	PPL Corp	Goldman Sachs	74,776
(45,117)	PPL Corp	HSBC	10,377

保有高	銘柄	取引相手	未実現評価益/ (損) (米ドル)
	米国(続き)		
(117,368)	PPL Corp	Morgan Stanley	172,531
18,854	PQ Group Holdings Inc	Bank of America Merrill Lynch	2,451
19,120	PQ Group Holdings Inc	Goldman Sachs	2,486
74,670	PQ Group Holdings Inc	HSBC	30,360
17,159	PQ Group Holdings Inc	Morgan Stanley	4,290
3,002	PRA Group Inc	Bank of America Merrill Lynch	6,214
(311)	PRA Group Inc	Goldman Sachs	(644)
8,867	PRA Group Inc	Goldman Sachs	18,355
18,578	PRA Group Inc	HSBC	71,269
(745)	PRA Group Inc	Morgan Stanley	(328)
11,846	PRA Group Inc	Morgan Stanley	5,212
(973)	PRA Health Sciences Inc	Barclays Bank	175
2,589	PRA Health Sciences Inc	Goldman Sachs	(7,172)
6,581	PRA Health Sciences Inc	HSBC	(12,965)
4,092	PRA Health Sciences Inc	Morgan Stanley	(737)
(560)	PRA Health Sciences Inc	Morgan Stanley	101
22,672	Precigen Inc	Goldman Sachs	26,300
22,439	Precision BioSciences Inc	HSBC	50,462
14,955	Precision BioSciences Inc	Morgan Stanley	-
(1,095)	Preferred Bank	Bank of America Merrill Lynch	1,205
(9,288)	Preferred Bank	Goldman Sachs	10,217
(16,824)	Preferred Bank	HSBC	(1,721)
(13,506)	Preferred Bank	Morgan Stanley	(3,241)
(3,971)	Preformed Line Products Co	Bank of America Merrill Lynch	(8,260)
(5,027)	Preformed Line Products Co	Goldman Sachs	(10,456)
(3,725)	Preformed Line Products Co	HSBC	(10,090)
(2,236)	Preformed Line Products Co	Morgan Stanley	(2,214)
2,173	Premier Financial Bancorp Inc	Goldman Sachs	(543)
22,304	Premier Financial Bancorp Inc	HSBC	7,582
8,962	Premier Financial Bancorp Inc	Morgan Stanley	3,585
96,253	Premier Financial Corp	Bank of America Merrill Lynch	(27,913)
9,176	Premier Financial Corp	HSBC	2,569
11,357	Premier Financial Corp	Morgan Stanley	3,180
(3,667)	Premier Inc 'A'	Bank of America Merrill Lynch	(2,237)
(3,188)	Premier Inc 'A'	Barclays Bank	(2,040)
(7,263)	Premier Inc 'A'	Goldman Sachs	(4,430)
(852)	Premier Inc 'A'	HSBC	51
(24,244)	Premier Inc 'A'	Morgan Stanley	(15,516)
14,390	Prestige Consumer Healthcare Inc	Bank of America Merrill Lynch	1,439
7,127	Prestige Consumer Healthcare Inc	Goldman Sachs	713
18,418	Prestige Consumer Healthcare Inc	HSBC	32,120
48,438	Prestige Consumer Healthcare Inc	Morgan Stanley	31,000
22,095	Prevail Therapeutics Inc	Bank of America Merrill Lynch	5,524
36,216	Prevail Therapeutics Inc	Goldman Sachs	9,054
34,822	Prevail Therapeutics Inc	HSBC	6,359

保有高	銘柄	取引相手	未実現評価益/ (損) (米ドル)
	米国(続き)		
23,017	Prevail Therapeutics Inc	Morgan Stanley	(230)
(63,183)	PRGX Global Inc	Goldman Sachs	(37,910)
(32,834)	PRGX Global Inc	HSBC	(28,608)
(48,161)	PRGX Global Inc	Morgan Stanley	(4,334)
(4,959)	PriceSmart Inc	Bank of America Merrill Lynch	(7,686)
21,573	PriceSmart Inc	HSBC	191,353
(176)	PrimeEnergy Resources Corp	Goldman Sachs	(259)
(827)	PrimeEnergy Resources Corp	HSBC	(2,924)
(543)	PrimeEnergy Resources Corp	Morgan Stanley	369
(2,251)	Primerica Inc	Bank of America Merrill Lynch	(4,885)
1,156	Primerica Inc	Bank of America Merrill Lynch	2,509
(1,466)	Primerica Inc	Barclays Bank	381
654	Primerica Inc	Barclays Bank	(170)
(1,595)	Primerica Inc	Goldman Sachs	(3,461)
2,801	Primerica Inc	Goldman Sachs	6,078
(355)	Primerica Inc	HSBC	(1,669)
328	Primerica Inc	HSBC	1,689
(9,229)	Primerica Inc	Morgan Stanley	2,400
711	Primerica Inc	Morgan Stanley	(185)
28,094	Primoris Services Corp	Goldman Sachs	29,780
10,741	Primoris Services Corp	HSBC	24,365
25,918	Primoris Services Corp	Morgan Stanley	(1,555)
(24,778)	Principal Financial Group Inc	Bank of America Merrill Lynch	(73,095)
(19,673)	Principal Financial Group Inc	Barclays Bank	(8,784)
(28,076)	Principal Financial Group Inc	Goldman Sachs	(82,636)
(4,305)	Principal Financial Group Inc	HSBC	(15,627)
(3,660)	Principal Financial Group Inc	Morgan Stanley	(2,306)
(15,293)	ProAssurance Corp	Bank of America Merrill Lynch	1,223
(4,756)	ProAssurance Corp	Goldman Sachs	512
(17,386)	ProAssurance Corp	Morgan Stanley	(6,085)
(730)	Procter & Gamble Co	Bank of America Merrill Lynch	3,436
4,974	Procter & Gamble Co	Barclays Bank	(4,974)
(2,659)	Procter & Gamble Co	Barclays Bank	2,659
(4,124)	Procter & Gamble Co	Goldman Sachs	19,259
(15,522)	Procter & Gamble Co	HSBC	3,570
16,685	Procter & Gamble Co	Morgan Stanley	(16,685)
7,118	Professional Holding Corp 'A'	Bank of America Merrill Lynch	(3,203)
4,495	Professional Holding Corp 'A'	Goldman Sachs	(2,023)
15,309	Professional Holding Corp 'A'	HSBC	2,752
6,176	Professional Holding Corp 'A'	Morgan Stanley	(1,915)
5,480	Progenity Inc	Bank of America Merrill Lynch	(2,247)
9,737	Progenity Inc	Goldman Sachs	(3,992)
10,296	Progenity Inc	HSBC	(9,163)
11,261	Progenity Inc	Morgan Stanley	3,829
1,064	Progress Software Corp	Bank of America Merrill Lynch	65

保有高	銘柄	取引相手	未実現評価益/ (損) (米ドル)
	米国(続き)		
52,003	Progress Software Corp	HSBC	30,656
20,334	Progress Software Corp	Morgan Stanley	20,944
(201)	Progressive Corp	Bank of America Merrill Lynch	1,642
(955)	Progressive Corp	Barclays Bank	4,127
(2,306)	Progressive Corp	Goldman Sachs	16,764
4,843	Progressive Corp	Goldman Sachs	(39,567)
(6,088)	Progressive Corp	HSBC	16,194
(1,826)	Progressive Corp	Morgan Stanley	9,495
9,756	Progyny Inc	Bank of America Merrill Lynch	62,243
3,892	Progyny Inc	Goldman Sachs	24,831
13,982	Progyny Inc	HSBC	53,691
908	Prologis Inc (REIT)	Bank of America Merrill Lynch	260
9,981	Prologis Inc (REIT)	Goldman Sachs	(26,649)
1,180	Prologis Inc (REIT)	HSBC	1,156
41,689	Prologis Inc (REIT)	Morgan Stanley	42,940
(2,604)	Proofpoint Inc	Bank of America Merrill Lynch	(11,692)
2,037	Proofpoint Inc	Bank of America Merrill Lynch	15,373
(1,405)	Proofpoint Inc	Barclays Bank	(11,114)
(2,550)	Proofpoint Inc	Goldman Sachs	(11,450)
2,483	Proofpoint Inc	Goldman Sachs	11,149
(2,961)	Proofpoint Inc	HSBC	(16,226)
4,302	Proofpoint Inc	HSBC	26,013
(3,476)	Proofpoint Inc	Morgan Stanley	(27,495)
24,016	ProPetro Holding Corp	Bank of America Merrill Lynch	17,292
14,484	ProPetro Holding Corp	Goldman Sachs	10,428
28,466	ProPetro Holding Corp	HSBC	25,943
8,677	PROS Holdings Inc	Goldman Sachs	34,882
3,460	PROS Holdings Inc	HSBC	346
13,041	PROS Holdings Inc	Morgan Stanley	1,304
(20,450)	ProSight Global Inc	HSBC	(7,158)
(2,706)	ProSight Global Inc	Morgan Stanley	(947)
(2,416)	Prosperity Bancshares Inc	Bank of America Merrill Lynch	(503)
(5,084)	Prosperity Bancshares Inc	Barclays Bank	(8,795)
6,079	Prosperity Bancshares Inc	Barclays Bank	10,517
(2,971)	Prosperity Bancshares Inc	Goldman Sachs	(720)
1,535	Prosperity Bancshares Inc	Goldman Sachs	(230)
(1,095)	Prosperity Bancshares Inc	HSBC	(1,697)
8,851	Prosperity Bancshares Inc	HSBC	17,790
(11,883)	Prosperity Bancshares Inc	Morgan Stanley	(20,558)
796	Prosperity Bancshares Inc	Morgan Stanley	1,377
(9,747)	Protagonist Therapeutics Inc	Goldman Sachs	(12,730)
(23,457)	Protagonist Therapeutics Inc	HSBC	(37,199)
(3,066)	Protagonist Therapeutics Inc	Morgan Stanley	(3,986)
1,591	Protara Therapeutics Inc	Goldman Sachs	1,305
7,573	Protara Therapeutics Inc	HSBC	10,496

保有高	銘柄	取引相手	未実現評価益/ (損) (米ドル)
	米国(続き)		
80,294	Protective Insurance Corp 'B'	Bank of America Merrill Lynch	29,709
7,370	Protective Insurance Corp 'B'	Goldman Sachs	2,727
1,420	Protective Insurance Corp 'B'	HSBC	303
490	Protective Insurance Corp 'B'	Morgan Stanley	93
(51,193)	Proteostasis Therapeutics Inc	HSBC	(1,536)
(62,121)	Proteostasis Therapeutics Inc	Morgan Stanley	(1,864)
2,057	Proto Labs Inc	Bank of America Merrill Lynch	10,779
(2,500)	Proto Labs Inc	Barclays Bank	(11,150)
378	Proto Labs Inc	Barclays Bank	1,686
(814)	Proto Labs Inc	Goldman Sachs	(4,265)
15,118	Proto Labs Inc	Goldman Sachs	79,218
(1,649)	Proto Labs Inc	HSBC	(9,037)
804	Proto Labs Inc	HSBC	5,783
(813)	Proto Labs Inc	Morgan Stanley	(3,626)
1,370	Proto Labs Inc	Morgan Stanley	6,110
(6,158)	Provention Bio Inc	Bank of America Merrill Lynch	(4,443)
(18,925)	Provention Bio Inc	HSBC	(17,790)
(11,281)	Providence Service Corp	Bank of America Merrill Lynch	(100,104)
(375)	Providence Service Corp	Goldman Sachs	(3,330)
(305)	Providence Service Corp	HSBC	(2,647)
(453)	Providence Service Corp	Morgan Stanley	(3,932)
11,331	Provident Bancorp Inc	Bank of America Merrill Lynch	2,380
49,282	Provident Bancorp Inc	Goldman Sachs	10,349
90,520	Provident Bancorp Inc	HSBC	29,624
17,883	Provident Bancorp Inc	Morgan Stanley	358
6,914	Provident Financial Holdings Inc	Bank of America Merrill Lynch	3,424
7,769	Provident Financial Holdings Inc	Goldman Sachs	2,985
13,614	Provident Financial Holdings Inc	HSBC	11,462
8,682	Provident Financial Holdings Inc	Morgan Stanley	3,607
(23,602)	Provident Financial Services Inc	Bank of America Merrill Lynch	(16,844)
(6,486)	Provident Financial Services Inc	Goldman Sachs	(5,578)
(22,078)	Provident Financial Services Inc	HSBC	(3,091)
(17,137)	Provident Financial Services Inc	Morgan Stanley	(2,399)
4,146	Prudential Bancorp Inc	Bank of America Merrill Lynch	4,519
1,826	Prudential Bancorp Inc	Goldman Sachs	1,990
900	Prudential Bancorp Inc	HSBC	441
562	Prudential Financial Inc	Barclays Bank	185
(7,099)	Prudential Financial Inc	Goldman Sachs	(11,287)
29,421	Prudential Financial Inc	Morgan Stanley	9,709
(14,282)	Prudential Financial Inc	Morgan Stanley	(4,713)
(6,871)	PS Business Parks Inc (REIT)	Bank of America Merrill Lynch	55,336
(6,836)	PS Business Parks Inc (REIT)	Goldman Sachs	57,838
(31,474)	PS Business Parks Inc (REIT)	HSBC	(34,455)
(14,321)	PS Business Parks Inc (REIT)	Morgan Stanley	32,366
(186)	PTC Inc	Bank of America Merrill Lynch	(1,484)

保有高	銘柄	取引相手	未実現評価益/ (損) (米ドル)
	米国(続き)		
842	PTC Inc	Barclays Bank	5,187
(6,245)	PTC Inc	HSBC	(102,668)
(3,113)	PTC Inc	Morgan Stanley	(19,176)
1,554	PTC Inc	Morgan Stanley	9,573
(3,371)	PTC Therapeutics Inc	Bank of America Merrill Lynch	(2,832)
(1,545)	PTC Therapeutics Inc	Barclays Bank	309
(7,841)	PTC Therapeutics Inc	Goldman Sachs	(6,586)
(6,115)	PTC Therapeutics Inc	HSBC	(17,305)
26,266	PTC Therapeutics Inc	HSBC	74,333
(6,257)	PTC Therapeutics Inc	Morgan Stanley	1,251
(6,693)	Public Service Enterprise Group Inc	Bank of America Merrill Lynch	5,437
(7,354)	Public Service Enterprise Group Inc	Barclays Bank	(1,369)
(12,266)	Public Service Enterprise Group Inc	HSBC	19,749
(29,002)	Public Service Enterprise Group Inc	Morgan Stanley	(10,151)
(421)	Public Storage (REIT)	Bank of America Merrill Lynch	354
1,740	Public Storage (REIT)	Bank of America Merrill Lynch	(19,466)
699	Public Storage (REIT)	Barclays Bank	1,195
(8,017)	Public Storage (REIT)	Goldman Sachs	100,507
(5,459)	Public Storage (REIT)	HSBC	6,769
(1,429)	Public Storage (REIT)	Morgan Stanley	(2,444)
(8,544)	Pulmonx Corp	Goldman Sachs	(51,349)
(5,336)	Pulmonx Corp	HSBC	(25,026)
(1,462)	Pulse Biosciences Inc	Bank of America Merrill Lynch	(556)
(27,563)	Pulse Biosciences Inc	HSBC	(78,236)
(8,640)	Pulse Biosciences Inc	Morgan Stanley	(5,098)
(671)	Pulse Biosciences Inc (Warrants)	HSBC	(5,362)
(93)	Pulse Biosciences Inc (Warrants)	Morgan Stanley	(743)
(18,852)	PulteGroup Inc	Bank of America Merrill Lynch	(17,721)
(15,131)	PulteGroup Inc	Barclays Bank	20,881
(17,101)	PulteGroup Inc	Goldman Sachs	(16,075)
(3,941)	PulteGroup Inc	HSBC	(12,493)
(42,013)	PulteGroup Inc	Morgan Stanley	57,978
4,393	Puma Biotechnology Inc	Bank of America Merrill Lynch	10,104
16,604	Puma Biotechnology Inc	Goldman Sachs	38,189
22,719	Puma Biotechnology Inc	HSBC	(2,953)
(42,438)	Pure Cycle Corp	Bank of America Merrill Lynch	14,853
(71,898)	Pure Cycle Corp	Goldman Sachs	25,164
(70,336)	Pure Cycle Corp	HSBC	13,428
(50,351)	Pure Cycle Corp	Morgan Stanley	16,112
30,792	Pure Storage Inc 'A'	Bank of America Merrill Lynch	(6,466)
15,457	Pure Storage Inc 'A'	Barclays Bank	(24,422)
5,272	Pure Storage Inc 'A'	HSBC	1,951
30,023	Pure Storage Inc 'A'	Morgan Stanley	(47,436)
(2,869)	Purple Innovation Inc	Goldman Sachs	(4,538)
(8,675)	Purple Innovation Inc	Morgan Stanley	(4,077)

保有高	銘柄	取引相手	未実現評価益/ (損) (米ドル)
	米国(続き)		
7,771	PVH Corp	Barclays Bank	8,393
(1,047)	PVH Corp	Goldman Sachs	(6,973)
(1,770)	PVH Corp	Morgan Stanley	(1,912)
10,762	Pzena Investment Management Inc 'A'	Bank of America Merrill Lynch	6,780
11,281	Pzena Investment Management Inc 'A'	Goldman Sachs	7,107
60,895	Pzena Investment Management Inc 'A'	HSBC	49,058
45,307	Pzena Investment Management Inc 'A'	Morgan Stanley	14,951
(6,785)	Q2 Holdings Inc	Bank of America Merrill Lynch	(62,740)
(3,749)	Q2 Holdings Inc	Barclays Bank	(1,500)
(8,622)	Q2 Holdings Inc	Goldman Sachs	(81,133)
3,735	Q2 Holdings Inc	Goldman Sachs	35,146
(7,347)	Q2 Holdings Inc	HSBC	(87,429)
(15,606)	Q2 Holdings Inc	Morgan Stanley	(6,243)
(5,914)	QAD Inc 'A'	Bank of America Merrill Lynch	(54,054)
(1,524)	QAD Inc 'A'	Goldman Sachs	(13,929)
(4,552)	QAD Inc 'A'	HSBC	(35,688)
(6,177)	QAD Inc 'A'	Morgan Stanley	(48,428)
(4,871)	QCR Holdings Inc	Bank of America Merrill Lynch	7,357
(10,854)	QCR Holdings Inc	Goldman Sachs	17,749
(12,657)	QCR Holdings Inc	HSBC	(1,726)
(3,735)	QCR Holdings Inc	Morgan Stanley	336
(119,655)	QEP Resources Inc	Bank of America Merrill Lynch	(71,793)
(41,817)	QEP Resources Inc	Goldman Sachs	(25,090)
(6,978)	Qorvo Inc	Bank of America Merrill Lynch	(23,919)
(5,001)	Qorvo Inc	Barclays Bank	(23,105)
(884)	Qorvo Inc	Goldman Sachs	(4,640)
(6,634)	Qorvo Inc	Morgan Stanley	(30,649)
3,573	QTS Realty Trust Inc 'A' (REIT)	Bank of America Merrill Lynch	1,328
8,944	QTS Realty Trust Inc 'A' (REIT)	HSBC	(13,525)
66,775	QTS Realty Trust Inc 'A' (REIT)	Morgan Stanley	(117,524)
(46,503)	Quad/Graphics Inc	Bank of America Merrill Lynch	(22,786)
(47,511)	Quad/Graphics Inc	HSBC	(20,628)
(47,752)	Quad/Graphics Inc	Morgan Stanley	(15,758)
(1,271)	Quaker Chemical Corp	Bank of America Merrill Lynch	10,122
(1,624)	Quaker Chemical Corp	Barclays Bank	5,522
(6,576)	Quaker Chemical Corp	Goldman Sachs	59,513
(6,040)	Quaker Chemical Corp	HSBC	(69,077)
952	Quaker Chemical Corp	Morgan Stanley	(3,237)
(4,551)	Quaker Chemical Corp	Morgan Stanley	15,473
(9,582)	QUALCOMM Inc	HSBC	(28,267)
(3,426)	QUALCOMM Inc	Morgan Stanley	(5,961)
(1,127)	Qualys Inc	Bank of America Merrill Lynch	(3,375)
498	Qualys Inc	Bank of America Merrill Lynch	2,280
(7,579)	Qualys Inc	Barclays Bank	(24,935)
(8,379)	Qualys Inc	Goldman Sachs	(25,095)

保有高	銘柄	取引相手	未実現評価益/ (損) (米ドル)
	米国(続き)		
(1,841)	Qualys Inc	HSBC	(4,510)
18,863	Qualys Inc	HSBC	58,426
(380)	Qualys Inc	Morgan Stanley	(1,250)
8,196	Qualys Inc	Morgan Stanley	26,965
5,067	Quanex Building Products Corp	Bank of America Merrill Lynch	1,723
19,071	Quanex Building Products Corp	Goldman Sachs	6,484
73,338	Quanex Building Products Corp	HSBC	10,653
31,270	Quanex Building Products Corp	Morgan Stanley	(3,752)
(6,816)	Quanta Services Inc	Barclays Bank	(4,499)
(3,113)	Quanta Services Inc	Goldman Sachs	(685)
(9,582)	Quanta Services Inc	HSBC	(39,095)
(17,903)	Quanta Services Inc	Morgan Stanley	(11,816)
5,054	Quanterix Corp	HSBC	5,812
8,606	Quanterix Corp	Morgan Stanley	(27,539)
5,982	Quantum Corp	Bank of America Merrill Lynch	3,111
17,438	Quantum Corp	HSBC	6,066
26,448	Quantum Corp	Morgan Stanley	2,645
767	Quest Diagnostics Inc	Bank of America Merrill Lynch	1,848
1,468	Quest Diagnostics Inc	Barclays Bank	(440)
1,028	Quest Diagnostics Inc	Goldman Sachs	2,477
7,875	Quest Diagnostics Inc	HSBC	32,918
108	Quidel Corp	Bank of America Merrill Lynch	670
(517)	Quidel Corp	Bank of America Merrill Lynch	(1,680)
(605)	Quidel Corp	Barclays Bank	(10,817)
124	Quidel Corp	Goldman Sachs	3
(279)	Quidel Corp	Goldman Sachs	(907)
483	Quidel Corp	HSBC	(4,671)
(273)	Quidel Corp	Morgan Stanley	(4,881)
7,729	QuinStreet Inc	Bank of America Merrill Lynch	2,396
38,126	QuinStreet Inc	HSBC	41,059
16,907	QuinStreet Inc	Morgan Stanley	2,029
17,672	Quotient Technology Inc	Bank of America Merrill Lynch	1,060
37,270	Quotient Technology Inc	Goldman Sachs	2,236
34,235	Quotient Technology Inc	HSBC	236
3,261	Quotient Technology Inc	Morgan Stanley	(228)
1,097	Qurate Retail Inc (Pref)	Goldman Sachs	(823)
599	Qurate Retail Inc (Pref)	HSBC	(341)
330	Qurate Retail Inc (Pref)	Morgan Stanley	(228)
7,787	Qurate Retail Inc 'A'	HSBC	23,283
30,020	Qurate Retail Inc 'A'	Morgan Stanley	(21,915)
(48,242)	R1 RCM Inc	Morgan Stanley	(11,096)
6,999	Rackspace Technology Inc	Bank of America Merrill Lynch	12,108
(1,176)	Rackspace Technology Inc	Bank of America Merrill Lynch	(2,034)
6,319	Rackspace Technology Inc	Barclays Bank	1,453
12,627	Rackspace Technology Inc	Goldman Sachs	21,845

保有高	銘柄	取引相手	未実現評価益/ (損) (米ドル)
	米国(続き)		
76,636	Rackspace Technology Inc	HSBC	9,631
25,947	Rackspace Technology Inc	Morgan Stanley	5,968
(2,589)	Rackspace Technology Inc	Morgan Stanley	(595)
30,826	Radian Group Inc	Bank of America Merrill Lynch	(925)
(1,823)	Radian Group Inc	Barclays Bank	(656)
4,774	Radian Group Inc	Barclays Bank	1,719
(5,856)	Radian Group Inc	HSBC	(6,324)
37,798	Radian Group Inc	HSBC	13,607
(12,597)	Radian Group Inc	Morgan Stanley	(4,535)
40,416	Radian Group Inc	Morgan Stanley	14,550
144,312	Radiant Logistics Inc	Bank of America Merrill Lynch	44,737
25,497	Radiant Logistics Inc	Goldman Sachs	7,904
81,090	Radiant Logistics Inc	HSBC	48,618
47,942	Radiant Logistics Inc	Morgan Stanley	17,739
25,603	Radius Global Infrastructure Inc 'A'	HSBC	(9)
94,136	Radius Global Infrastructure Inc 'A'	Morgan Stanley	12,659
20,309	Radius Health Inc	Goldman Sachs	(2,437)
25,328	Radius Health Inc	HSBC	8,160
15,027	Radius Health Inc	Morgan Stanley	(3,156)
14,749	RadNet Inc	Goldman Sachs	(2,065)
35,009	RadNet Inc	HSBC	16,405
7,833	RadNet Inc	Morgan Stanley	3,055
(1,895)	Rafael Holdings Inc 'B'	Goldman Sachs	(1,459)
(22,913)	Rafael Holdings Inc 'B'	HSBC	(53,386)
(16,951)	Rafael Holdings Inc 'B'	Morgan Stanley	(28,817)
9,898	Ralph Lauren Corp	Barclays Bank	25,537
9,384	Ralph Lauren Corp	Goldman Sachs	61,747
2,722	Ralph Lauren Corp	HSBC	24,050
11,989	Ralph Lauren Corp	Morgan Stanley	30,932
(3,671)	Ramaco Resources Inc	Bank of America Merrill Lynch	(147)
(14,906)	Ramaco Resources Inc	Goldman Sachs	(596)
(17,432)	Ramaco Resources Inc	HSBC	(523)
(40,046)	Rambus Inc	Bank of America Merrill Lynch	(10,012)
(24,547)	Rambus Inc	Goldman Sachs	(6,137)
(75,075)	Rambus Inc	HSBC	(33,245)
(30,975)	Rambus Inc	Morgan Stanley	(4,956)
(48,897)	Range Resources Corp	Goldman Sachs	(39,607)
(37,103)	Range Resources Corp	HSBC	(21,465)
(8,796)	Range Resources Corp	Morgan Stanley	(2,111)
18,065	Ranger Energy Services Inc	Bank of America Merrill Lynch	13,187
9,630	Ranger Energy Services Inc	Goldman Sachs	7,030
11,753	Ranger Energy Services Inc	Morgan Stanley	3,783
2,707	Ranpak Holdings Corp 'A'	Bank of America Merrill Lynch	(352)
9,556	Ranpak Holdings Corp 'A'	Goldman Sachs	(1,242)
34,215	Ranpak Holdings Corp 'A'	HSBC	32,997

保有高	銘柄	取引相手	未実現評価益/ (損) (米ドル)
	米国(続き)		
17,596	Ranpak Holdings Corp 'A'	Morgan Stanley	(7,918)
35,720	Rapid7 Inc	Morgan Stanley	114,304
(1,971)	RAPT Therapeutics Inc	Bank of America Merrill Lynch	(9,895)
(9,081)	RAPT Therapeutics Inc	Goldman Sachs	(42,859)
(4,510)	RAPT Therapeutics Inc	HSBC	(14,207)
(30)	RAPT Therapeutics Inc	Morgan Stanley	(95)
(60,783)	Rattler Midstream LP	HSBC	(8,510)
(6,282)	Raven Industries Inc	Goldman Sachs	(8,229)
(10,881)	Raven Industries Inc	HSBC	(24,917)
(16,515)	Raven Industries Inc	Morgan Stanley	(36,498)
(7,380)	Raymond James Financial Inc	Bank of America Merrill Lynch	(36,780)
(7,603)	Raymond James Financial Inc	Barclays Bank	(17,791)
(8,520)	Raymond James Financial Inc	Goldman Sachs	(42,593)
(2,191)	Raymond James Financial Inc	HSBC	(15,841)
(3,536)	Raymond James Financial Inc	Morgan Stanley	(8,275)
(9,652)	Rayonier Advanced Materials Inc	Goldman Sachs	(17,663)
(67,131)	Rayonier Advanced Materials Inc	Morgan Stanley	(72,501)
(3,595)	Rayonier Inc (REIT)	Bank of America Merrill Lynch	1,222
(12,710)	Rayonier Inc (REIT)	Barclays Bank	4,957
(14,394)	Rayonier Inc (REIT)	Goldman Sachs	5,454
(25,295)	Rayonier Inc (REIT)	HSBC	(32,125)
(24,492)	Rayonier Inc (REIT)	Morgan Stanley	9,552
17,503	RBB Bancorp	Bank of America Merrill Lynch	875
13,049	RBB Bancorp	Goldman Sachs	652
18,677	RBB Bancorp	HSBC	11,335
28,292	RBB Bancorp	Morgan Stanley	11,034
(756)	RBC Bearings Inc	Bank of America Merrill Lynch	5,054
(10,104)	RBC Bearings Inc	Barclays Bank	7,275
(5,884)	RBC Bearings Inc	Goldman Sachs	80
3,235	RBC Bearings Inc	HSBC	81,296
2,987	RBC Bearings Inc	Morgan Stanley	(2,151)
(2,861)	RCI Hospitality Holdings Inc	Bank of America Merrill Lynch	(4,806)
(8,385)	RCI Hospitality Holdings Inc	Goldman Sachs	(14,087)
(12,876)	RCI Hospitality Holdings Inc	HSBC	(16,499)
(12,873)	RCI Hospitality Holdings Inc	Morgan Stanley	(18,408)
5,965	RE/MAX Holdings Inc 'A'	Bank of America Merrill Lynch	(6,442)
15,095	RE/MAX Holdings Inc 'A'	Goldman Sachs	(16,303)
24,699	RE/MAX Holdings Inc 'A'	HSBC	(15,992)
41,818	RE/MAX Holdings Inc 'A'	Morgan Stanley	48,091
(228,213)	Reading International Inc 'A'	Bank of America Merrill Lynch	(59,335)
(33,144)	Reading International Inc 'A'	HSBC	(18,229)
(20,408)	Reading International Inc 'A'	Morgan Stanley	(2,449)
(45,779)	Ready Capital Corp (REIT)	Morgan Stanley	31,588
30,702	Realogy Holdings Corp	Bank of America Merrill Lynch	41,448
26,205	Realogy Holdings Corp	HSBC	35,774

保有高	銘柄	取引相手	未実現評価益/ (損) (米ドル)
	米国(続き)		
(746)	RealPage Inc	Bank of America Merrill Lynch	(3,648)
(2,678)	RealPage Inc	Barclays Bank	(3,807)
(13,231)	RealPage Inc	Goldman Sachs	(54,625)
(1,857)	RealPage Inc	HSBC	(12,126)
(20,063)	RealPage Inc	Morgan Stanley	(27,888)
4,271	RealReal Inc	Bank of America Merrill Lynch	3,242
18,011	RealReal Inc	Goldman Sachs	17,471
16,241	RealReal Inc	HSBC	(6,994)
26,508	Realty Income Corp (REIT)	Bank of America Merrill Lynch	(70,790)
13,366	Realty Income Corp (REIT)	Barclays Bank	4,544
4,897	Realty Income Corp (REIT)	Goldman Sachs	(15,866)
36,438	Realty Income Corp (REIT)	HSBC	(13,482)
14,583	Realty Income Corp (REIT)	Morgan Stanley	4,958
(747)	Reata Pharmaceuticals Inc 'A'	Bank of America Merrill Lynch	12,998
(604)	Reata Pharmaceuticals Inc 'A'	HSBC	13,083
(2,606)	Reata Pharmaceuticals Inc 'A'	Morgan Stanley	27,702
(31,919)	Recro Pharma Inc	Bank of America Merrill Lynch	(18,832)
(11,361)	Recro Pharma Inc	Goldman Sachs	(6,703)
(44,418)	Recro Pharma Inc	HSBC	(22,714)
(7,345)	Recro Pharma Inc	Morgan Stanley	(4,040)
(101,205)	Red Lion Hotels Corp	Bank of America Merrill Lynch	(7,084)
(45,563)	Red Lion Hotels Corp	HSBC	(3,448)
(10,971)	Red Lion Hotels Corp	Morgan Stanley	(878)
(3,124)	Red River Bancshares Inc	Bank of America Merrill Lynch	1,624
(8,129)	Red River Bancshares Inc	Goldman Sachs	4,227
(16,169)	Red River Bancshares Inc	HSBC	(22,616)
(6,299)	Red River Bancshares Inc	Morgan Stanley	(7,181)
22,073	Red Robin Gourmet Burgers Inc	HSBC	26,046
(7,715)	Red Rock Resorts Inc 'A'	Bank of America Merrill Lynch	(4,706)
(3,221)	Red Rock Resorts Inc 'A'	Goldman Sachs	(1,965)
(20,575)	Red Rock Resorts Inc 'A'	HSBC	1,106
(17,606)	Red Rock Resorts Inc 'A'	Morgan Stanley	881
(821)	Red Violet Inc	Goldman Sachs	(1,149)
(20,740)	Red Violet Inc	HSBC	(30,689)
2,738	Redfin Corp	Bank of America Merrill Lynch	11,199
2,085	Redfin Corp	Barclays Bank	6,547
5,918	Redfin Corp	Goldman Sachs	24,205
7,351	Redfin Corp	HSBC	67,922
9,393	Redfin Corp	Morgan Stanley	29,494
(2,408)	Redwood Trust Inc (REIT)	Bank of America Merrill Lynch	144
(43,170)	Redwood Trust Inc (REIT)	HSBC	(14,246)
(80,347)	Redwood Trust Inc (REIT)	Morgan Stanley	(10,445)
(2,523)	Regal Beloit Corp RegS	Barclays Bank	3,597
(463)	Regal Beloit Corp RegS	Goldman Sachs	(1,232)
(5,496)	Regal Beloit Corp RegS	HSBC	(55,674)

保有高	銘柄	取引相手	未実現評価益/ (損) (米ドル)
	米国(続き)		
(26,940)	Regal Beloit Corp RegS	Morgan Stanley	44,990
2,360	Regency Centers Corp (REIT)	Bank of America Merrill Lynch	(6,655)
10,892	Regency Centers Corp (REIT)	Goldman Sachs	(31,185)
25,018	Regency Centers Corp (REIT)	HSBC	4,885
29,247	Regency Centers Corp (REIT)	Morgan Stanley	(66,390)
137	Regeneron Pharmaceuticals Inc	Goldman Sachs	(6,332)
90	Regeneron Pharmaceuticals Inc	HSBC	(4,164)
1,447	Regeneron Pharmaceuticals Inc	Morgan Stanley	(15,251)
19,126	REGENXBIO Inc	Bank of America Merrill Lynch	7,077
5,228	REGENXBIO Inc	HSBC	16,468
9,322	Regional Management Corp	Bank of America Merrill Lynch	23,958
14,754	Regional Management Corp	Goldman Sachs	37,918
4,560	Regional Management Corp	HSBC	4,560
15,546	Regional Management Corp	Morgan Stanley	(10,882)
17,626	Regions Financial Corp	Bank of America Merrill Lynch	1,763
(12,099)	Regions Financial Corp	Bank of America Merrill Lynch	(1,210)
26,430	Regions Financial Corp	Barclays Bank	4,852
(117,476)	Regions Financial Corp	Barclays Bank	(37,592)
19,486	Regions Financial Corp	Goldman Sachs	1,949
(50,822)	Regions Financial Corp	Goldman Sachs	(5,082)
15,621	Regions Financial Corp	HSBC	7,778
70,412	Regions Financial Corp	Morgan Stanley	22,532
(12,373)	Regis Corp	Bank of America Merrill Lynch	(27,070)
(3,767)	Regis Corp	Goldman Sachs	(7,075)
(16,599)	Regis Corp	HSBC	(41,663)
(44,504)	Regis Corp	Morgan Stanley	(39,164)
(2,003)	Reinsurance Group of America Inc	Barclays Bank	1,602
1,781	Reinsurance Group of America Inc	Goldman Sachs	5,094
(277)	Reinsurance Group of America Inc	Goldman Sachs	792
3,840	Reinsurance Group of America Inc	Morgan Stanley	(3,072)
13,058	Rekor Systems Inc	HSBC	1,567
1,212	Rekor Systems Inc	Morgan Stanley	145
(9,225)	Relay Therapeutics Inc	Goldman Sachs	(21,956)
(9,195)	Relay Therapeutics Inc	HSBC	15,907
8,775	Reliance Steel & Aluminum Co	Bank of America Merrill Lynch	(4,739)
(1,345)	Reliance Steel & Aluminum Co	Bank of America Merrill Lynch	726
2,556	Reliance Steel & Aluminum Co	Barclays Bank	1,176
2,898	Reliance Steel & Aluminum Co	Goldman Sachs	(1,565)
(4,520)	Reliance Steel & Aluminum Co	Goldman Sachs	2,585
5,949	Reliance Steel & Aluminum Co	HSBC	18,263
5,582	Reliance Steel & Aluminum Co	Morgan Stanley	2,568
(2,615)	Reliance Steel & Aluminum Co	Morgan Stanley	(1,203)
(32,623)	Reliant Bancorp Inc	Goldman Sachs	4,241
(1,460)	Relmada Therapeutics Inc	Bank of America Merrill Lynch	(2,526)
(6,539)	Relmada Therapeutics Inc	HSBC	(654)

保有高	銘柄	取引相手	未実現評価益/ (損) (米ドル)
	米国(続き)		
(154)	Relmada Therapeutics Inc	Morgan Stanley	(15)
(24,044)	Renasant Corp	HSBC	12,743
(128,010)	Renasant Corp	Morgan Stanley	5,120
(1,803)	Renewable Energy Group Inc	Bank of America Merrill Lynch	(3,365)
(1,535)	Renewable Energy Group Inc	Barclays Bank	(4,436)
(4,970)	Renewable Energy Group Inc	HSBC	(14,101)
9,842	Rent-A-Center Inc	Bank of America Merrill Lynch	(1,181)
28,904	Rent-A-Center Inc	Morgan Stanley	(22,834)
(18,799)	Rentech Inc*	Morgan Stanley	56
(48,145)	Repay Holdings Corp 'A'	Morgan Stanley	(126,140)
341	Repligen Corp	Goldman Sachs	(2,278)
431	Repligen Corp	HSBC	(526)
(3,277)	Repligen Corp	Morgan Stanley	(9,241)
1,020	Repligen Corp	Morgan Stanley	2,876
943	Replimune Group Inc	Bank of America Merrill Lynch	6,186
564	Replimune Group Inc	HSBC	4,444
3,153	Replimune Group Inc	Morgan Stanley	9,285
(52,745)	Repro-Med Systems Inc	Bank of America Merrill Lynch	(16,878)
(4,741)	Repro-Med Systems Inc	Goldman Sachs	(1,517)
(24,845)	Repro-Med Systems Inc	HSBC	(8,733)
(3,548)	Repro-Med Systems Inc	Morgan Stanley	426
63,632	Republic Bancorp Inc 'A'	Bank of America Merrill Lynch	(64,268)
1,303	Republic Bancorp Inc 'A'	Goldman Sachs	(1,316)
1,610	Republic Bancorp Inc 'A'	HSBC	1,143
1,205	Republic Bancorp Inc 'A'	Morgan Stanley	856
269,928	Republic First Bancorp Inc	Bank of America Merrill Lynch	29,692
138,197	Republic First Bancorp Inc	Goldman Sachs	15,202
149,765	Republic First Bancorp Inc	HSBC	55,763
229,378	Republic First Bancorp Inc	Morgan Stanley	16,056
8,233	Republic Services Inc	Bank of America Merrill Lynch	(39,354)
31,602	Republic Services Inc	HSBC	(108,711)
7,139	Republic Services Inc	Morgan Stanley	(5,783)
(123,084)	Research Frontiers Inc	HSBC	(2,114)
(72,794)	Research Frontiers Inc	Morgan Stanley	(2,912)
11,684	Resideo Technologies Inc	Goldman Sachs	18,461
16,727	Resideo Technologies Inc	HSBC	(9,869)
(818)	ResMed Inc	Bank of America Merrill Lynch	3,804
(993)	ResMed Inc	Barclays Bank	-
(3,935)	ResMed Inc	Goldman Sachs	22,881
(2,945)	ResMed Inc	HSBC	32,454
(4,098)	ResMed Inc	Morgan Stanley	-
(13,968)	Resonant Inc	Goldman Sachs	559
(83,924)	Resonant Inc	HSBC	(3,671)
(13,472)	Resources Connection Inc	Bank of America Merrill Lynch	(3,479)
(32,613)	Resources Connection Inc	Goldman Sachs	(9,233)

保有高	銘柄	取引相手	未実現評価益/ (損) (米ドル)
	米国(続き)		
(68,625)	Resources Connection Inc	HSBC	(30,569)
(43,106)	Resources Connection Inc	Morgan Stanley	(7,328)
(12,989)	Restorbio Inc*	Bank of America Merrill Lynch	(26,913)
(16,379)	Restorbio Inc*	HSBC	(33,937)
(71,697)	Retail Opportunity Investments Corp (REIT)	HSBC	(48,037)
(44,275)	Retail Opportunity Investments Corp (REIT)	Morgan Stanley	21,916
(101,972)	Retail Properties of America Inc 'A' (REIT)	Bank of America Merrill Lynch	(14,276)
38,848	Retail Properties of America Inc 'A' (REIT)	Bank of America Merrill Lynch	5,439
96,552	Retail Properties of America Inc 'A' (REIT)	Goldman Sachs	13,517
2,954	Retail Properties of America Inc 'A' (REIT)	HSBC	3,515
(31,838)	Retail Properties of America Inc 'A' (REIT)	Morgan Stanley	3,821
97,584	Retail Properties of America Inc 'A' (REIT)	Morgan Stanley	(11,710)
4	Retractable Technologies Inc	HSBC	11
10,358	Retractable Technologies Inc	Morgan Stanley	(22,270)
5,210	REV Group Inc	Bank of America Merrill Lynch	1,876
11,693	REV Group Inc	Goldman Sachs	4,209
58,263	REV Group Inc	HSBC	25,070
2,534	REV Group Inc	Morgan Stanley	(304)
(2,840)	Revance Therapeutics Inc	Bank of America Merrill Lynch	8,122
(9,084)	Revance Therapeutics Inc	Goldman Sachs	25,980
(13,290)	Revance Therapeutics Inc	HSBC	14,990
(10,685)	Revance Therapeutics Inc	Morgan Stanley	(3,740)
7,030	Revlon Inc 'A'	Bank of America Merrill Lynch	15,968
2,694	Revlon Inc 'A'	Morgan Stanley	(934)
1,782	REVOLUTION Medicines Inc	Goldman Sachs	6,077
7,706	REVOLUTION Medicines Inc	HSBC	36,586
4,560	REVOLUTION Medicines Inc	Morgan Stanley	12,130
(2,233)	REX American Resources Corp	Goldman Sachs	16,011
(2,558)	REX American Resources Corp	HSBC	4,170
(5,820)	REX American Resources Corp	Morgan Stanley	15,714
9,928	Rexford Industrial Realty Inc (REIT)	Bank of America Merrill Lynch	(17,573)
(555)	Rexford Industrial Realty Inc (REIT)	Bank of America Merrill Lynch	982
3,478	Rexford Industrial Realty Inc (REIT)	Barclays Bank	(2,609)
(9,340)	Rexford Industrial Realty Inc (REIT)	Barclays Bank	7,005
(9,780)	Rexford Industrial Realty Inc (REIT)	HSBC	(11,149)
43,224	Rexford Industrial Realty Inc (REIT)	HSBC	11,357
66,539	Rexford Industrial Realty Inc (REIT)	Morgan Stanley	(49,905)
(4,703)	Rexford Industrial Realty Inc (REIT)	Morgan Stanley	3,527
(340)	Rexnord Corp	Bank of America Merrill Lynch	194
5,739	Rexnord Corp	Bank of America Merrill Lynch	(3,132)
(9,396)	Rexnord Corp	Barclays Bank	(658)
10,348	Rexnord Corp	Goldman Sachs	(5,898)

保有高	銘柄	取引相手	未実現評価益/ (損) (米ドル)
	米国(続き)		
(9,086)	Rexnord Corp	HSBC	(9,268)
4,010	Rexnord Corp	HSBC	281
4,535	Rexnord Corp	Morgan Stanley	318
(19,734)	Rexnord Corp	Morgan Stanley	(1,381)
7,435	Reynolds Consumer Products Inc	Bank of America Merrill Lynch	5,205
8,333	Reynolds Consumer Products Inc	Barclays Bank	(5,583)
3,460	Reynolds Consumer Products Inc	HSBC	3,821
25,339	Reynolds Consumer Products Inc	Morgan Stanley	(16,977)
(5,388)	RGC Resources Inc	Bank of America Merrill Lynch	8,001
(19,456)	RGC Resources Inc	Goldman Sachs	39,107
(19,799)	RGC Resources Inc	HSBC	12,703
(10,559)	RGC Resources Inc	Morgan Stanley	1,267
(2,602)	RH	Bank of America Merrill Lynch	(122,840)
766	RH	Bank of America Merrill Lynch	5,743
(2,325)	RH	HSBC	(33,294)
(819)	RH	Morgan Stanley	(11,728)
(19,052)	Rhythm Pharmaceuticals Inc	HSBC	(124,867)
(6,670)	Rhythm Pharmaceuticals Inc	Morgan Stanley	(54,360)
9,105	Ribbon Communications Inc	Bank of America Merrill Lynch	17,482
55,790	Ribbon Communications Inc	Goldman Sachs	107,117
25,402	Ribbon Communications Inc	HSBC	60,711
34,292	Ribbon Communications Inc	Morgan Stanley	26,405
8,903	Richmond Mutual BanCorp Inc	Bank of America Merrill Lynch	1,603
26,325	Richmond Mutual BanCorp Inc	Goldman Sachs	4,739
28,496	Richmond Mutual BanCorp Inc	HSBC	22,611
17,366	Richmond Mutual BanCorp Inc	Morgan Stanley	2,431
268,259	Rigel Pharmaceuticals Inc	HSBC	107,129
(24,420)	RigNet Inc	Bank of America Merrill Lynch	(13,675)
(46,270)	RigNet Inc	Goldman Sachs	(25,911)
12,200	Rimini Street Inc	Bank of America Merrill Lynch	1,708
4,700	Rimini Street Inc	Goldman Sachs	658
61,833	Rimini Street Inc	HSBC	16,633
76,897	Rimini Street Inc	Morgan Stanley	(3,845)
10,490	Ring Energy Inc	Bank of America Merrill Lynch	1,517
42,880	Ring Energy Inc	Goldman Sachs	6,200
23,431	Ring Energy Inc	Morgan Stanley	680
3,849	RingCentral Inc 'A'	Bank of America Merrill Lynch	12,625
45	RingCentral Inc 'A'	Goldman Sachs	148
2,615	RingCentral Inc 'A'	HSBC	81,719
985	RingCentral Inc 'A'	Morgan Stanley	9,870
(45,161)	Riot Blockchain Inc	Goldman Sachs	(160,773)
(21,182)	Riot Blockchain Inc	HSBC	(9,108)
(59,579)	Rite Aid Corp	HSBC	(129,286)
190,473	Riverview Bancorp Inc	Bank of America Merrill Lynch	(22,857)
61,408	Riverview Bancorp Inc	Goldman Sachs	(7,369)

保有高	銘柄	取引相手	未実現評価益/ (損) (米ドル)
	米国(続き)		
28,608	Riverview Bancorp Inc	HSBC	3,147
121,058	Riverview Bancorp Inc	Morgan Stanley	27,843
1,904	RLI Corp	HSBC	(7,883)
24,279	RLI Corp	Morgan Stanley	(99,931)
5,418	RLJ Lodging Trust (REIT)	Bank of America Merrill Lynch	1,788
49,570	RLJ Lodging Trust (REIT)	Goldman Sachs	16,358
(95,554)	RLJ Lodging Trust (REIT)	HSBC	(72,237)
18,808	RLJ Lodging Trust (REIT)	Morgan Stanley	2,445
(49,157)	RLJ Lodging Trust (REIT)	Morgan Stanley	(6,390)
8,085	RMR Group Inc 'A'	Goldman Sachs	30,036
29,510	RMR Group Inc 'A'	HSBC	152,830
31,577	RMR Group Inc 'A'	Morgan Stanley	38,998
(11,680)	Roadrunner Transportation Systems Inc	Bank of America Merrill Lynch	(701)
(16,747)	Roadrunner Transportation Systems Inc	Goldman Sachs	(1,005)
(3,298)	Roadrunner Transportation Systems Inc	HSBC	165
(9,988)	Roadrunner Transportation Systems Inc	Morgan Stanley	400
(4,057)	Robert Half International Inc	Bank of America Merrill Lynch	5,836
(6,467)	Robert Half International Inc	Barclays Bank	3,816
8,355	Robert Half International Inc	HSBC	22,642
18,046	Robert Half International Inc	Morgan Stanley	(10,647)
(6,368)	Robert Half International Inc	Morgan Stanley	3,757
28,627	Rocket Cos Inc 'A'	Bank of America Merrill Lynch	(53,273)
26,977	Rocket Cos Inc 'A'	Barclays Bank	(7,554)
2,559	Rocket Cos Inc 'A'	Goldman Sachs	(6,730)
909	Rocket Cos Inc 'A'	HSBC	(1,469)
(13,007)	Rocket Pharmaceuticals Inc	Goldman Sachs	6,438
(10,126)	Rocket Pharmaceuticals Inc	HSBC	(20,650)
(7,596)	Rocket Pharmaceuticals Inc	Morgan Stanley	(13,483)
2,662	Rockwell Automation Inc	Bank of America Merrill Lynch	30,400
6,446	Rockwell Automation Inc	Barclays Bank	4,554
188	Rockwell Automation Inc	Goldman Sachs	2,147
5,029	Rockwell Automation Inc	HSBC	(9,265)
5,503	Rockwell Automation Inc	Morgan Stanley	4,733
(21,057)	Rockwell Medical Inc	Bank of America Merrill Lynch	(632)
(47,929)	Rockwell Medical Inc	Goldman Sachs	(1,438)
(7,977)	Rockwell Medical Inc	HSBC	(767)
(87,368)	Rockwell Medical Inc	Morgan Stanley	(8,396)
6,676	Rocky Brands Inc	Bank of America Merrill Lynch	(14,020)
7,558	Rocky Brands Inc	HSBC	(4,857)
9,454	Rocky Brands Inc	Morgan Stanley	(11,061)
(378)	Rogers Corp	Bank of America Merrill Lynch	(1,274)
(954)	Rogers Corp	Goldman Sachs	(3,215)
(2,211)	Rogers Corp	HSBC	(27,881)
(5,316)	Rogers Corp	Morgan Stanley	15,417
493	Roku Inc	Bank of America Merrill Lynch	25,532

保有高	銘柄	取引相手	未実現評価益/ (損) (米ドル)
	米国(続き)		
(173)	Roku Inc	Barclays Bank	(1,364)
(1,245)	Roku Inc	Goldman Sachs	(60,020)
1,825	Rollins Inc	Bank of America Merrill Lynch	(1,680)
638	Rollins Inc	Barclays Bank	(262)
5,579	Rollins Inc	Goldman Sachs	(12,609)
10,169	Rollins Inc	HSBC	(2,746)
5,789	Rollins Inc	Morgan Stanley	(2,373)
775	Roper Technologies Inc	Bank of America Merrill Lynch	6,226
1,670	Roper Technologies Inc	Barclays Bank	30,043
205	Roper Technologies Inc	HSBC	3,226
6,451	Roper Technologies Inc	Morgan Stanley	116,053
(1,818)	Ross Stores Inc	Bank of America Merrill Lynch	6,127
(1,787)	Ross Stores Inc	Barclays Bank	1,269
(5,691)	Ross Stores Inc	Goldman Sachs	19,179
(451)	Ross Stores Inc	HSBC	158
(25,363)	Ross Stores Inc	Morgan Stanley	18,007
4,623	Royal Gold Inc	Bank of America Merrill Lynch	(41,931)
(2,474)	Royal Gold Inc	Bank of America Merrill Lynch	9,569
6,900	Royal Gold Inc	Barclays Bank	(1,173)
(4,640)	Royal Gold Inc	Barclays Bank	789
3,140	Royal Gold Inc	Goldman Sachs	(28,480)
(3,034)	Royal Gold Inc	Goldman Sachs	20,003
4,434	Royal Gold Inc	HSBC	(48,641)
(726)	Royal Gold Inc	HSBC	7,964
2,947	Royal Gold Inc	Morgan Stanley	(501)
15,255	RPC Inc	Bank of America Merrill Lynch	5,339
67,455	RPC Inc	Goldman Sachs	23,609
84,994	RPC Inc	HSBC	(7,151)
55,966	RPC Inc	Morgan Stanley	(7,835)
(15,340)	RPM International Inc	Bank of America Merrill Lynch	55,224
(14,220)	RPM International Inc	HSBC	45,362
(14,226)	RPM International Inc	Morgan Stanley	32,862
56,159	RPT Realty (REIT)	Goldman Sachs	20,217
193,691	RPT Realty (REIT)	HSBC	35,521
105,845	RPT Realty (REIT)	Morgan Stanley	(32,812)
(9,772)	RR Donnelley & Sons Co	Bank of America Merrill Lynch	391
(25,757)	RR Donnelley & Sons Co	Goldman Sachs	1,030
(46,700)	RR Donnelley & Sons Co	HSBC	2,546
(32,720)	RR Donnelley & Sons Co	Morgan Stanley	5,890
(15,110)	Rubicon Technology Inc	Morgan Stanley	5,440
16,887	Rubius Therapeutics Inc	Bank of America Merrill Lynch	29,046
29,259	Rubius Therapeutics Inc	Goldman Sachs	50,325
38,447	Rubius Therapeutics Inc	HSBC	75,356
10,098	Rubius Therapeutics Inc	Morgan Stanley	8,179
(11,384)	Rush Enterprises Inc 'A'	Goldman Sachs	(1,935)

保有高	銘柄	取引相手	未実現評価益/ (損) (米ドル)
	米国(続き)		
(22,078)	Rush Enterprises Inc 'A'	HSBC	(12,711)
(25,363)	Rush Enterprises Inc 'A'	Morgan Stanley	9,384
5,156	Rush Enterprises Inc 'B'	Bank of America Merrill Lynch	52
8,302	Rush Enterprises Inc 'B'	Goldman Sachs	249
17,943	Rush Enterprises Inc 'B'	HSBC	1,608
8,509	Rush Enterprises Inc 'B'	Morgan Stanley	(2,042)
18,386	Ruth's Hospitality Group Inc	Goldman Sachs	12,870
1,106	Ryder System Inc	Bank of America Merrill Lynch	3,196
2,139	Ryder System Inc	Barclays Bank	4,320
14,506	Ryder System Inc	Goldman Sachs	41,922
7,919	Ryder System Inc	HSBC	52,582
3,122	Ryder System Inc	Morgan Stanley	6,306
24,277	Ryerson Holding Corp	Bank of America Merrill Lynch	14,081
73,192	Ryerson Holding Corp	Goldman Sachs	42,451
6,354	Ryerson Holding Corp	HSBC	13,343
25,512	Ryerson Holding Corp	Morgan Stanley	(6,633)
(421)	Ryman Hospitality Properties Inc (REIT)	Bank of America Merrill Lynch	396
(1,213)	Ryman Hospitality Properties Inc (REIT)	HSBC	(1,674)
(2,854)	Ryman Hospitality Properties Inc (REIT)	Morgan Stanley	(3,939)
4,681	S&P Global Inc	Barclays Bank	56,126
2,854	S&P Global Inc	Goldman Sachs	27,084
4,842	S&P Global Inc	HSBC	30,089
527	S&P Global Inc	Morgan Stanley	6,319
(12,978)	S&T Bancorp Inc	Bank of America Merrill Lynch	10,253
(39,407)	S&T Bancorp Inc	Goldman Sachs	31,132
(68,440)	S&T Bancorp Inc	HSBC	10,900
(33,929)	S&T Bancorp Inc	Morgan Stanley	12,893
(33,795)	Sabra Health Care Inc (REIT)	Bank of America Merrill Lynch	(2,028)
10,580	Sabra Health Care Inc (REIT)	Barclays Bank	4,867
1,953	Sabra Health Care Inc (REIT)	Goldman Sachs	117
(23,334)	Sabra Health Care Inc (REIT)	Morgan Stanley	(10,734)
42,814	Sabra Health Care Inc (REIT)	Morgan Stanley	19,694
(27,957)	Sabre Corp	Bank of America Merrill Lynch	(49,484)
(4,842)	Sabre Corp	Barclays Bank	(4,551)
(41,588)	Sabre Corp	Morgan Stanley	(39,093)
(224,157)	Safeguard Scientifics Inc	Bank of America Merrill Lynch	(73,972)
(6,152)	Safety Insurance Group Inc	Bank of America Merrill Lynch	11,504
(15,357)	Safety Insurance Group Inc	Goldman Sachs	28,718
(16,908)	Safety Insurance Group Inc	HSBC	4,207
(11,454)	Safety Insurance Group Inc	Morgan Stanley	5,154
(23,022)	Saga Communications Inc 'A'	Morgan Stanley	(29,698)
(2,114)	Sage Therapeutics Inc	Bank of America Merrill Lynch	8,815
(106)	Sage Therapeutics Inc	Goldman Sachs	442
(3,681)	Sage Therapeutics Inc	HSBC	31,399
(3,926)	Sage Therapeutics Inc	Morgan Stanley	34,038

保有高	銘柄	取引相手	未実現評価益/ (損) (米ドル)
	米国(続き)		
(733)	Saia Inc	Bank of America Merrill Lynch	(3,496)
869	Saia Inc	Bank of America Merrill Lynch	4,145
(1,201)	Saia Inc	Barclays Bank	(5,573)
441	Saia Inc	Barclays Bank	2,046
(1,530)	Saia Inc	Goldman Sachs	(7,298)
489	Saia Inc	Goldman Sachs	2,254
(8,760)	Saia Inc	HSBC	(38,019)
(3,768)	Saia Inc	Morgan Stanley	(17,484)
1,904	Sailpoint Technologies Holdings Inc	Bank of America Merrill Lynch	7,178
(3,614)	Sailpoint Technologies Holdings Inc	Bank of America Merrill Lynch	(13,625)
(730)	Sailpoint Technologies Holdings Inc	Barclays Bank	(2,738)
777	Sailpoint Technologies Holdings Inc	Goldman Sachs	2,929
(14,836)	Sailpoint Technologies Holdings Inc	Goldman Sachs	(55,932)
788	Sailpoint Technologies Holdings Inc	HSBC	3,972
(9,458)	Sailpoint Technologies Holdings Inc	HSBC	(35,050)
757	Sailpoint Technologies Holdings Inc	Morgan Stanley	2,839
(24,406)	Sailpoint Technologies Holdings Inc	Morgan Stanley	(91,522)
564	salesforce.com Inc	Barclays Bank	(10,124)
3,714	salesforce.com Inc	Goldman Sachs	(37,883)
6,782	salesforce.com Inc	HSBC	(132,859)
9,183	salesforce.com Inc	Morgan Stanley	(164,834)
2,859	Salisbury Bancorp Inc	Bank of America Merrill Lynch	(7,322)
3,963	Salisbury Bancorp Inc	Goldman Sachs	(7,153)
6,768	Salisbury Bancorp Inc	HSBC	(4,116)
1,513	Salisbury Bancorp Inc	Morgan Stanley	(1,634)
31,419	Sally Beauty Holdings Inc	Bank of America Merrill Lynch	21,993
21,954	Sally Beauty Holdings Inc	Goldman Sachs	15,368
35,852	Sally Beauty Holdings Inc	HSBC	50,987
3,117	Sally Beauty Holdings Inc	Morgan Stanley	374
(124)	Sanderson Farms Inc	Bank of America Merrill Lynch	283
(5,944)	Sanderson Farms Inc	Goldman Sachs	13,552
(3,119)	Sanderson Farms Inc	HSBC	(26,979)
(16,024)	Sanderson Farms Inc	Morgan Stanley	46,309
(114,732)	SandRidge Energy Inc	Bank of America Merrill Lynch	(20,652)
(10,314)	SandRidge Energy Inc	Goldman Sachs	(1,857)
(21,156)	SandRidge Energy Inc	HSBC	(9,520)
(29,204)	SandRidge Energy Inc	Morgan Stanley	876
36,592	Sandy Spring Bancorp Inc	Bank of America Merrill Lynch	15,369
33,310	Sandy Spring Bancorp Inc	Goldman Sachs	13,990
48,390	Sandy Spring Bancorp Inc	HSBC	50,321
29,906	Sandy Spring Bancorp Inc	Morgan Stanley	30,205
21,503	Sangamo Therapeutics Inc	Bank of America Merrill Lynch	(27,524)
22,249	Sangamo Therapeutics Inc	Goldman Sachs	(28,479)
21,779	Sangamo Therapeutics Inc	HSBC	(3,308)
2,037	Sanmina Corp	Bank of America Merrill Lynch	(1,660)

保有高	銘柄	取引相手	未実現評価益/ (損) (米ドル)
	米国(続き)		
6,449	Sanmina Corp	Goldman Sachs	(5,256)
24,180	Sanmina Corp	HSBC	(4,628)
9,237	Sanmina Corp	Morgan Stanley	(5,588)
(6,746)	Santander Consumer USA Holdings Inc	Bank of America Merrill Lynch	4,115
(11,197)	Santander Consumer USA Holdings Inc	Barclays Bank	1,120
4,095	Santander Consumer USA Holdings Inc	Barclays Bank	(410)
9,516	Santander Consumer USA Holdings Inc	HSBC	4,995
(12,833)	Santander Consumer USA Holdings Inc	Morgan Stanley	1,283
10,891	Santander Consumer USA Holdings Inc	Morgan Stanley	(1,089)
(636)	Sarepta Therapeutics Inc	Bank of America Merrill Lynch	216
(2,869)	Sarepta Therapeutics Inc	Barclays Bank	(13,972)
(572)	Sarepta Therapeutics Inc	Goldman Sachs	194
(2,401)	Sarepta Therapeutics Inc	HSBC	(33,134)
(2,838)	Sarepta Therapeutics Inc	Morgan Stanley	(13,821)
(20,503)	Satsuma Pharmaceuticals Inc	Bank of America Merrill Lynch	(7,381)
(32,059)	Satsuma Pharmaceuticals Inc	Goldman Sachs	(11,541)
(20,502)	Satsuma Pharmaceuticals Inc	HSBC	(5,587)
7,246	Saul Centers Inc (REIT)	Bank of America Merrill Lynch	4,927
10,277	Saul Centers Inc (REIT)	Goldman Sachs	6,988
10,064	Saul Centers Inc (REIT)	HSBC	4,978
22,806	Saul Centers Inc (REIT)	Morgan Stanley	(16,876)
8,614	Savara Inc	Morgan Stanley	172
(1,748)	SB Financial Group Inc	Bank of America Merrill Lynch	2,150
(3,911)	SB Financial Group Inc	HSBC	3,911
(216)	SBA Communications Corp (REIT)	Bank of America Merrill Lynch	1,827
(654)	SBA Communications Corp (REIT)	Barclays Bank	(445)
1,900	SBA Communications Corp (REIT)	Goldman Sachs	(16,074)
315	SBA Communications Corp (REIT)	HSBC	(3,314)
(395)	SBA Communications Corp (REIT)	HSBC	4,155
1,752	SBA Communications Corp (REIT)	Morgan Stanley	1,191
(1,209)	SBA Communications Corp (REIT)	Morgan Stanley	(822)
27,134	ScanSource Inc	Bank of America Merrill Lynch	(19,808)
8,999	ScanSource Inc	HSBC	1,868
54,628	Schneider National Inc ' B '	Bank of America Merrill Lynch	(39,013)
14,076	Schneider National Inc ' B '	Barclays Bank	(282)
7,619	Schneider National Inc ' B '	Goldman Sachs	(5,867)
28,763	Schneider National Inc ' B '	HSBC	(18,178)
52,900	Schneider National Inc ' B '	Morgan Stanley	(1,058)
8,995	Schnitzer Steel Industries Inc ' A '	Bank of America Merrill Lynch	13,672
19,879	Schnitzer Steel Industries Inc ' A '	Goldman Sachs	30,216
64,035	Schnitzer Steel Industries Inc ' A '	HSBC	107,223
45,473	Schnitzer Steel Industries Inc ' A '	Morgan Stanley	8,640
(707)	Scholar Rock Holding Corp	Bank of America Merrill Lynch	(5,138)
(2,422)	Scholar Rock Holding Corp	HSBC	(12,982)
(9,105)	Scholar Rock Holding Corp	Morgan Stanley	(48,803)

保有高	銘柄	取引相手	未実現評価益/ (損) (米ドル)
	米国(続き)		
(7,134)	Scholastic Corp	Bank of America Merrill Lynch	(4,220)
(34,088)	Scholastic Corp	Goldman Sachs	(18,537)
(4,488)	Scholastic Corp	HSBC	(485)
(20,846)	Scholastic Corp	Morgan Stanley	3,752
(5,943)	Schrodinger Inc	Goldman Sachs	(53,903)
1,643	Schrodinger Inc	HSBC	23,791
(1,238)	Schrodinger Inc	HSBC	(17,926)
(17,832)	Schweitzer-Mauduit International Inc	Goldman Sachs	48,325
(25,365)	Schweitzer-Mauduit International Inc	HSBC	24,333
(12,142)	Schweitzer-Mauduit International Inc	Morgan Stanley	6,071
(7,526)	Science Applications International Corp	Barclays Bank	(4,440)
(18,636)	Science Applications International Corp	Goldman Sachs	(50,690)
(29,269)	Science Applications International Corp	HSBC	(127,708)
(19,857)	Science Applications International Corp	Morgan Stanley	(11,715)
(1,454)	Scientific Games Corp 'A'	Bank of America Merrill Lynch	2,227
(5,894)	Scientific Games Corp 'A'	HSBC	(13,581)
(917)	Scotts Miracle-Gro Co	Bank of America Merrill Lynch	(3,303)
1,190	Scotts Miracle-Gro Co	Goldman Sachs	6,331
(4,892)	Scotts Miracle-Gro Co	Goldman Sachs	(25,464)
6,617	Scotts Miracle-Gro Co	Morgan Stanley	14,425
(11,146)	scPharmaceuticals Inc	Bank of America Merrill Lynch	557
(8,135)	scPharmaceuticals Inc	Goldman Sachs	407
(10,709)	scPharmaceuticals Inc	HSBC	(7,603)
(1,635)	Sculptor Capital Management Inc	Bank of America Merrill Lynch	(1,537)
(17,920)	Sculptor Capital Management Inc	HSBC	(10,073)
(15,256)	Sculptor Capital Management Inc	Morgan Stanley	(5,187)
(214)	Seaboard Corp	Bank of America Merrill Lynch	(24,481)
(75)	Seaboard Corp	Barclays Bank	(4,955)
(322)	Seaboard Corp	Goldman Sachs	(36,837)
(183)	Seaboard Corp	HSBC	3,541
(437)	Seaboard Corp	Morgan Stanley	(28,868)
42,982	SeaChange International Inc	Goldman Sachs	6,396
33,506	SeaChange International Inc	HSBC	(771)
15,966	SeaChange International Inc	Morgan Stanley	(367)
(1,589)	Seacoast Banking Corp of Florida	Bank of America Merrill Lynch	980
(46,749)	Seacoast Banking Corp of Florida	Goldman Sachs	(13,090)
(31,809)	Seacoast Banking Corp of Florida	HSBC	(23,402)
(18,345)	Seacoast Banking Corp of Florida	Morgan Stanley	(6,788)
(4,891)	SEACOR Holdings Inc	Bank of America Merrill Lynch	(929)
(28,177)	SEACOR Holdings Inc	Goldman Sachs	(5,354)
(6,788)	SEACOR Holdings Inc	HSBC	(8,875)
(6,399)	SEACOR Holdings Inc	Morgan Stanley	10,558
2,405	Seagen Inc	Bank of America Merrill Lynch	(20,467)
252	Seagen Inc	Barclays Bank	715
2,479	Seagen Inc	Goldman Sachs	(21,096)

保有高	銘柄	取引相手	未実現評価益/ (損) (米ドル)
	米国(続き)		
501	Seagen Inc	Morgan Stanley	306
(1,371)	Sealed Air Corp	Bank of America Merrill Lynch	(123)
(8,241)	Sealed Air Corp	Barclays Bank	1,319
(29,761)	Sealed Air Corp	Goldman Sachs	(2,678)
(10,911)	Sealed Air Corp	HSBC	(18,221)
(9,120)	Sealed Air Corp	Morgan Stanley	1,459
6,585	SeaSpine Holdings Corp	Goldman Sachs	(2,008)
5,558	SeaSpine Holdings Corp	HSBC	(3,363)
19,708	SeaSpine Holdings Corp	Morgan Stanley	9,558
97,288	SeaWorld Entertainment Inc	Goldman Sachs	197,495
15,250	SeaWorld Entertainment Inc	HSBC	18,420
(18,709)	SecureWorks Corp 'A'	Bank of America Merrill Lynch	(545)
(26,510)	SecureWorks Corp 'A'	HSBC	(2,521)
(37,301)	SecureWorks Corp 'A'	Morgan Stanley	(1,492)
5,087	Security National Financial Corp 'A'	Bank of America Merrill Lynch	712
6,474	Security National Financial Corp 'A'	Goldman Sachs	906
20,841	Security National Financial Corp 'A'	HSBC	2,830
9,735	Security National Financial Corp 'A'	Morgan Stanley	(1,460)
4,604	SEI Investments Co	Bank of America Merrill Lynch	(4,972)
7,640	SEI Investments Co	Barclays Bank	(841)
12,743	SEI Investments Co	Goldman Sachs	(10,378)
22,662	SEI Investments Co	HSBC	(19,964)
17,518	SEI Investments Co	Morgan Stanley	(1,927)
51,300	Select Bancorp Inc	Bank of America Merrill Lynch	(13,338)
13,403	Select Bancorp Inc	Goldman Sachs	(3,485)
82,910	Select Bancorp Inc	HSBC	10,752
59,951	Select Bancorp Inc	Morgan Stanley	2,398
(6,060)	Select Energy Services Inc 'A'	Bank of America Merrill Lynch	(2,182)
(89,761)	Select Energy Services Inc 'A'	Goldman Sachs	(32,314)
(42,446)	Select Energy Services Inc 'A'	HSBC	(24,234)
(54,852)	Select Energy Services Inc 'A'	Morgan Stanley	(4,388)
4,758	Select Interior Concepts Inc 'A'	Bank of America Merrill Lynch	761
5,948	Select Interior Concepts Inc 'A'	Goldman Sachs	952
11,771	Select Interior Concepts Inc 'A'	HSBC	15,067
11,788	Select Interior Concepts Inc 'A'	Morgan Stanley	1,768
15,941	Select Medical Holdings Corp	Bank of America Merrill Lynch	(5,898)
34,090	Select Medical Holdings Corp	Morgan Stanley	(7,159)
17,970	Selecta Biosciences Inc	Bank of America Merrill Lynch	4,672
27,407	Selecta Biosciences Inc	Goldman Sachs	7,126
(4,793)	Selective Insurance Group Inc	Bank of America Merrill Lynch	1,678
(14,993)	Selective Insurance Group Inc	Goldman Sachs	5,248
(26,009)	Selective Insurance Group Inc	HSBC	(71,287)
(16,293)	Selective Insurance Group Inc	Morgan Stanley	(10,428)
(5,037)	Selectquote Inc	Bank of America Merrill Lynch	(6,073)
(9,126)	Selectquote Inc	Barclays Bank	(4,472)

保有高	銘柄	取引相手	未実現評価益/ (損) (米ドル)
	米国(続き)		
183	Selectquote Inc	Barclays Bank	90
39,818	Selectquote Inc	HSBC	40,339
20,978	Selectquote Inc	Morgan Stanley	10,279
(3,452)	Sempra Energy	Barclays Bank	4,177
(13,362)	Sempra Energy	HSBC	7,483
(2,990)	Sempra Energy	Morgan Stanley	3,618
(5,758)	Semtech Corp	Bank of America Merrill Lynch	(6,737)
(2,608)	Semtech Corp	Barclays Bank	(621)
(9,854)	Semtech Corp	Goldman Sachs	(10,976)
6,195	Semtech Corp	Goldman Sachs	7,248
(6,501)	Semtech Corp	HSBC	(25,549)
16,204	Semtech Corp	HSBC	4,213
(26,081)	Semtech Corp	Morgan Stanley	(6,781)
8,198	Semtech Corp	Morgan Stanley	2,131
8,852	Seneca Foods Corp 'A'	Morgan Stanley	13,367
(16,531)	Sensient Technologies Corp	Bank of America Merrill Lynch	19,507
(3,446)	Sensient Technologies Corp	Barclays Bank	(999)
(14,948)	Sensient Technologies Corp	Goldman Sachs	17,639
(23,660)	Sensient Technologies Corp	HSBC	(21,473)
(62,937)	Sensient Technologies Corp	Morgan Stanley	(18,251)
12,499	Seres Therapeutics Inc	Bank of America Merrill Lynch	(67,245)
2,126	Seres Therapeutics Inc	Morgan Stanley	(10,417)
31,284	Seritage Growth Properties (REIT)	Bank of America Merrill Lynch	52,557
8,709	Seritage Growth Properties (REIT)	HSBC	22,763
(21,000)	Service Corp International	Bank of America Merrill Lynch	12,618
(10,363)	Service Corp International	Barclays Bank	4,871
(3,478)	Service Corp International	Goldman Sachs	2,191
(10,449)	Service Corp International	Morgan Stanley	4,911
(31,192)	Service Properties Trust (REIT)	Goldman Sachs	(47,568)
(43,995)	Service Properties Trust (REIT)	HSBC	(76,551)
(63,441)	Service Properties Trust (REIT)	Morgan Stanley	(634)
220	ServiceNow Inc	Bank of America Merrill Lynch	3,963
1,561	ServiceNow Inc	Barclays Bank	22,325
5,071	ServiceNow Inc	Goldman Sachs	153,483
1,535	ServiceNow Inc	HSBC	45,741
905	ServiceNow Inc	Morgan Stanley	9,837
(13,412)	ServiceSource International Inc	Bank of America Merrill Lynch	(671)
675	ServisFirst Bancshares Inc	Bank of America Merrill Lynch	(726)
34,370	ServisFirst Bancshares Inc	Goldman Sachs	(38,099)
34,861	ServisFirst Bancshares Inc	HSBC	(4,648)
33,915	ServisFirst Bancshares Inc	Morgan Stanley	(6,274)
(2,232)	Shake Shack Inc 'A'	HSBC	2,943
10,552	Sharps Compliance Corp	Goldman Sachs	(4,854)
28,477	Sharps Compliance Corp	HSBC	6,145
4,111	SharpSpring Inc	Bank of America Merrill Lynch	(3,360)

保有高	銘柄	取引相手	未実現評価益/ (損) (米ドル)
	米国(続き)		
4,934	SharpSpring Inc	HSBC	4,142
(716)	Shenandoah Telecommunications Co	Bank of America Merrill Lynch	616
(2,142)	Shenandoah Telecommunications Co	Goldman Sachs	1,842
(6,710)	Shenandoah Telecommunications Co	HSBC	13,624
(24,650)	Shenandoah Telecommunications Co	Morgan Stanley	(4,930)
246	Sherwin-Williams Co	Bank of America Merrill Lynch	1,454
42	Sherwin-Williams Co	Barclays Bank	146
819	Sherwin-Williams Co	Goldman Sachs	4,840
2,762	Sherwin-Williams Co	HSBC	129,400
1,549	Sherwin-Williams Co	Morgan Stanley	5,188
3,094	Shift4 Payments Inc 'A'	Barclays Bank	(1,609)
(3,997)	Shift4 Payments Inc 'A'	Goldman Sachs	2,678
(509)	Shift4 Payments Inc 'A'	HSBC	1,140
(2,566)	Shift4 Payments Inc 'A'	Morgan Stanley	1,334
962	Shift4 Payments Inc 'A'	Morgan Stanley	(500)
5,368	Shockwave Medical Inc	HSBC	(8,589)
677	Shockwave Medical Inc	Morgan Stanley	(1,083)
10,438	Shoe Carnival Inc	Bank of America Merrill Lynch	24,112
1,621	Shoe Carnival Inc	Goldman Sachs	3,745
6,265	Shoe Carnival Inc	HSBC	4,300
9,398	Shoe Carnival Inc	Morgan Stanley	14,661
23,519	Shore Bancshares Inc	Bank of America Merrill Lynch	17,169
25,015	Shore Bancshares Inc	Goldman Sachs	18,261
20,509	Shore Bancshares Inc	HSBC	11,000
22,250	Shore Bancshares Inc	Morgan Stanley	9,345
(3,289)	ShotSpotter Inc	Goldman Sachs	(10,031)
(18,709)	ShotSpotter Inc	HSBC	27,171
(1,948)	ShotSpotter Inc	Morgan Stanley	390
1,482	Shutterstock Inc	Bank of America Merrill Lynch	(178)
3,899	Shutterstock Inc	Goldman Sachs	(468)
5,913	Shutterstock Inc	HSBC	(2,239)
3,069	Shutterstock Inc	Morgan Stanley	614
(101)	Shyft Group Inc	Bank of America Merrill Lynch	(155)
(13,114)	Shyft Group Inc	Goldman Sachs	(20,064)
(18,073)	Shyft Group Inc	HSBC	(44,018)
(35,496)	Shyft Group Inc	Morgan Stanley	(355)
7,212	SI-BONE Inc	Bank of America Merrill Lynch	(8,366)
14,834	SI-BONE Inc	Goldman Sachs	(17,207)
4,950	SI-BONE Inc	HSBC	(3,817)
5,421	SI-BONE Inc	Morgan Stanley	4,770
(17,545)	Siebert Financial Corp	HSBC	(1,905)
(659)	Siebert Financial Corp	Morgan Stanley	(79)
777	Sienna Biopharmaceuticals Inc	Goldman Sachs	-
(42,808)	Sientra Inc	Goldman Sachs	(16,053)
(53,537)	Sientra Inc	HSBC	(35,502)

保有高	銘柄	取引相手	未実現評価益/ (損) (米ドル)
	米国(続き)		
(19,009)	Sientra Inc	Morgan Stanley	(13,211)
46,839	Sierra Bancorp	Bank of America Merrill Lynch	937
20,395	Sierra Bancorp	Goldman Sachs	408
6,774	Sierra Bancorp	HSBC	5,246
70,113	Sierra Bancorp	Morgan Stanley	69,412
(64,442)	SIGA Technologies Inc	Goldman Sachs	42,532
(37,549)	SIGA Technologies Inc	HSBC	4,964
(74,641)	SIGA Technologies Inc	Morgan Stanley	11,943
(539)	Signature Bank	Bank of America Merrill Lynch	(2,326)
(2,564)	Signature Bank	Barclays Bank	(16,063)
(4,914)	Signature Bank	Goldman Sachs	(21,204)
1,015	Signature Bank	Goldman Sachs	4,380
(3,720)	Signature Bank	HSBC	(65,044)
846	Signature Bank	HSBC	14,792
(1,138)	Signature Bank	Morgan Stanley	(7,130)
2,671	Signature Bank	Morgan Stanley	16,734
9,528	Silgan Holdings Inc	Bank of America Merrill Lynch	(16,007)
(9,326)	Silgan Holdings Inc	HSBC	3,357
8,831	Silgan Holdings Inc	HSBC	(3,179)
(25,369)	Silgan Holdings Inc	Morgan Stanley	16,997
28,430	Silgan Holdings Inc	Morgan Stanley	(19,048)
3,615	Silicon Laboratories Inc	Bank of America Merrill Lynch	3,181
9,310	Silicon Laboratories Inc	Barclays Bank	13,779
9,927	Silicon Laboratories Inc	Goldman Sachs	8,735
16,948	Silicon Laboratories Inc	HSBC	(5,307)
37,052	Silicon Laboratories Inc	Morgan Stanley	54,836
(2,809)	Silk Road Medical Inc	Bank of America Merrill Lynch	7,564
(6,729)	Silk Road Medical Inc	Goldman Sachs	23,148
(6,626)	Silk Road Medical Inc	HSBC	79,976
(5,018)	Silk Road Medical Inc	Morgan Stanley	24,387
10,922	Silvercrest Asset Management Group Inc 'A'	Bank of America Merrill Lynch	3,058
11,133	Silvercrest Asset Management Group Inc 'A'	Goldman Sachs	3,117
11,404	Silvercrest Asset Management Group Inc 'A'	HSBC	7,190
19,471	Silvercrest Asset Management Group Inc 'A'	Morgan Stanley	1,168
12,051	Silvergate Capital Corp 'A'	HSBC	36,153
15,962	Silvergate Capital Corp 'A'	Morgan Stanley	47,886
(18,563)	Simmons First National Corp 'A'	Bank of America Merrill Lynch	5,383
(52,286)	Simmons First National Corp 'A'	Goldman Sachs	14,570
(45,134)	Simmons First National Corp 'A'	HSBC	(29,665)
(35,347)	Simmons First National Corp 'A'	Morgan Stanley	(3,181)
9,792	Simon Property Group Inc (REIT)	Barclays Bank	2,057
3,097	Simon Property Group Inc (REIT)	Goldman Sachs	(10,363)
4,857	Simon Property Group Inc (REIT)	HSBC	35,811

保有高	銘柄	取引相手	未実現評価益/ (損) (米ドル)
	米国(続き)		
4,354	Simon Property Group Inc (REIT)	Morgan Stanley	914
(15,272)	Simply Good Foods Co	Goldman Sachs	37,974
(11,312)	Simply Good Foods Co	HSBC	9,820
(16,888)	Simply Good Foods Co	Morgan Stanley	25,839
(2,169)	Simpson Manufacturing Co Inc	Bank of America Merrill Lynch	5,244
(626)	Simpson Manufacturing Co Inc	Barclays Bank	1,716
(2,043)	Simpson Manufacturing Co Inc	Goldman Sachs	4,230
(31,943)	Simpson Manufacturing Co Inc	HSBC	(29,068)
(28,219)	Simpson Manufacturing Co Inc	Morgan Stanley	77,320
(3,708)	Simulations Plus Inc	Bank of America Merrill Lynch	46,367
(560)	Simulations Plus Inc	Goldman Sachs	69
(6,630)	Simulations Plus Inc	Morgan Stanley	5,967
14,818	Sinclair Broadcast Group Inc 'A'	Bank of America Merrill Lynch	43,565
(46,435)	Sinclair Broadcast Group Inc 'A'	HSBC	(5,108)
3,110	Sinclair Broadcast Group Inc 'A'	Morgan Stanley	342
276,804	Sirius XM Holdings Inc	Bank of America Merrill Lynch	31,832
139,627	Sirius XM Holdings Inc	Barclays Bank	(10,472)
111,799	Sirius XM Holdings Inc	Goldman Sachs	12,857
57,186	Sirius XM Holdings Inc	HSBC	24,876
66,487	Sirius XM Holdings Inc	Morgan Stanley	(4,987)
53,620	SITE Centers Corp (REIT)	Bank of America Merrill Lynch	45,041
(16,665)	SITE Centers Corp (REIT)	Barclays Bank	3,166
(28,085)	SITE Centers Corp (REIT)	Goldman Sachs	(23,591)
80,762	SITE Centers Corp (REIT)	Goldman Sachs	67,840
(19,976)	SITE Centers Corp (REIT)	HSBC	(30,563)
42,867	SITE Centers Corp (REIT)	HSBC	26,735
(17,262)	SITE Centers Corp (REIT)	Morgan Stanley	3,280
24,693	SITE Centers Corp (REIT)	Morgan Stanley	(4,692)
3,181	SiteOne Landscape Supply Inc	Barclays Bank	(1,336)
7,966	SiteOne Landscape Supply Inc	Goldman Sachs	24,296
14,383	SiteOne Landscape Supply Inc	HSBC	179,113
13,725	SiteOne Landscape Supply Inc	Morgan Stanley	(5,764)
3,360	SiTime Corp	Goldman Sachs	638
1,276	SiTime Corp	HSBC	(3,618)
6,227	SiTime Corp	Morgan Stanley	20,860
(14,402)	SITO Mobile Ltd	Bank of America Merrill Lynch	(7)
(66,470)	SITO Mobile Ltd	Goldman Sachs	(33)
(6,488)	Six Flags Entertainment Corp	Barclays Bank	6,748
(2,728)	Six Flags Entertainment Corp	Goldman Sachs	(6,302)
28,991	Six Flags Entertainment Corp	Morgan Stanley	(30,151)
18,866	SJW Group	Goldman Sachs	(20,753)
31,672	SJW Group	HSBC	44,086
9,484	SJW Group	Morgan Stanley	15,459
21,569	Skechers USA Inc 'A'	Bank of America Merrill Lynch	(17,040)
2,908	Skechers USA Inc 'A'	Barclays Bank	(1,374)

保有高	銘柄	取引相手	未実現評価益/ (損) (米ドル)
	米国(続き)		
23,315	Skechers USA Inc 'A'	HSBC	(12,357)
25,916	Skechers USA Inc 'A'	Morgan Stanley	(3,110)
(28,595)	Skyline Champion Corp	HSBC	(170,140)
(30,330)	Skyline Champion Corp	Morgan Stanley	19,108
(38,926)	SkyWest Inc	Goldman Sachs	(211,368)
(50,343)	SkyWest Inc	HSBC	(242,985)
(9,914)	SkyWest Inc	Morgan Stanley	(28,552)
4,315	Skyworks Solutions Inc	Bank of America Merrill Lynch	(21,597)
3,580	Skyworks Solutions Inc	Barclays Bank	1,343
10,197	Skyworks Solutions Inc	Goldman Sachs	(49,800)
1,155	Skyworks Solutions Inc	HSBC	(652)
6,151	Skyworks Solutions Inc	Morgan Stanley	2,307
(2,466)	SL Green Realty Corp (REIT)	Barclays Bank	1,776
(1,399)	SL Green Realty Corp (REIT)	HSBC	98
(8,051)	SL Green Realty Corp (REIT)	Morgan Stanley	5,797
6,733	Slack Technologies Inc 'A'	Bank of America Merrill Lynch	107,863
3,530	Slack Technologies Inc 'A'	Barclays Bank	42,925
7,212	Slack Technologies Inc 'A'	Morgan Stanley	87,698
480	Sleep Number Corp	Bank of America Merrill Lynch	(442)
2,174	Sleep Number Corp	Goldman Sachs	(2,000)
4,215	Sleep Number Corp	HSBC	20,064
(111,104)	SLM Corp	Bank of America Merrill Lynch	-
(25,577)	SLM Corp	Barclays Bank	(1,535)
(87,154)	SLM Corp	Morgan Stanley	(5,230)
1,257	SM Energy Co	Bank of America Merrill Lynch	2,313
28,610	SM Energy Co	Goldman Sachs	52,642
49,336	SM Energy Co	HSBC	107,552
2,127	SM Energy Co	Morgan Stanley	723
24,938	SmartFinancial Inc	Bank of America Merrill Lynch	24,938
35,721	SmartFinancial Inc	Goldman Sachs	35,721
33,928	SmartFinancial Inc	HSBC	48,145
27,154	SmartFinancial Inc	Morgan Stanley	19,551
5,849	Smartsheet Inc 'A'	Bank of America Merrill Lynch	37,258
6,718	Smartsheet Inc 'A'	Barclays Bank	31,776
2,753	Smartsheet Inc 'A'	Goldman Sachs	17,537
830	Smartsheet Inc 'A'	HSBC	4,786
3,027	Smartsheet Inc 'A'	Morgan Stanley	12,367
(16,984)	SmileDirectClub Inc	Barclays Bank	7,473
1,711	SmileDirectClub Inc	Barclays Bank	(753)
10,618	SmileDirectClub Inc	Goldman Sachs	22,085
2,870	SmileDirectClub Inc	Morgan Stanley	(1,263)
(14,517)	Smith Micro Software Inc	Bank of America Merrill Lynch	(1,395)
(37,722)	Smith Micro Software Inc	HSBC	(1,886)
(12,679)	Smith Micro Software Inc	Morgan Stanley	(634)
4,829	Snap Inc 'A'	Bank of America Merrill Lynch	31,244

保有高	銘柄	取引相手	未実現評価益/ (損) (米ドル)
	米国(続き)		
(1,700)	Snap Inc 'A'	Bank of America Merrill Lynch	(413)
489	Snap Inc 'A'	Barclays Bank	142
(1,404)	Snap Inc 'A'	Barclays Bank	(2,300)
(209)	Snap Inc 'A'	Goldman Sachs	(1,352)
3,718	Snap Inc 'A'	Morgan Stanley	1,078
(3,032)	Snap Inc 'A'	Morgan Stanley	(879)
9,435	Snap-on Inc	Bank of America Merrill Lynch	10,454
1,306	Snap-on Inc	Barclays Bank	(549)
6,649	Snap-on Inc	Goldman Sachs	6,183
2,343	Snap-on Inc	HSBC	17,221
12,788	Snap-on Inc	Morgan Stanley	(5,371)
(2,700)	Snowflake Inc 'A'	Bank of America Merrill Lynch	(202,797)
1,404	Snowflake Inc 'A'	Bank of America Merrill Lynch	105,454
303	SolarEdge Technologies Inc	Bank of America Merrill Lynch	16,062
(42)	SolarEdge Technologies Inc	Barclays Bank	(693)
391	SolarEdge Technologies Inc	Barclays Bank	6,448
(1,510)	SolarEdge Technologies Inc	Goldman Sachs	(70,642)
391	SolarEdge Technologies Inc	Goldman Sachs	20,727
(294)	SolarEdge Technologies Inc	HSBC	(14,338)
(819)	SolarEdge Technologies Inc	Morgan Stanley	(13,505)
(37,473)	Solaris Oilfield Infrastructure Inc 'A'	Bank of America Merrill Lynch	4,533
(49,994)	Solaris Oilfield Infrastructure Inc 'A'	Goldman Sachs	4,829
(74,726)	Solaris Oilfield Infrastructure Inc 'A'	HSBC	7,054
(32,464)	Solaris Oilfield Infrastructure Inc 'A'	Morgan Stanley	10,388
(65,653)	SolarWinds Corp	Bank of America Merrill Lynch	(71,562)
(12,436)	SolarWinds Corp	Barclays Bank	(12,277)
(3,946)	SolarWinds Corp	Goldman Sachs	(4,855)
(9,407)	SolarWinds Corp	HSBC	(10,818)
(52,816)	SolarWinds Corp	Morgan Stanley	(52,816)
(31,398)	Soleno Therapeutics Inc	Bank of America Merrill Lynch	4,396
(144,822)	Soleno Therapeutics Inc	HSBC	5,793
17,908	Solid Biosciences Inc	Bank of America Merrill Lynch	1,225
15,581	Solid Biosciences Inc	Goldman Sachs	312
23,595	Solid Biosciences Inc	HSBC	2,276
30,801	Solid Biosciences Inc	Morgan Stanley	3,080
(25,391)	Soliton Inc	HSBC	(11,272)
(3,120)	Sonic Automotive Inc 'A'	Bank of America Merrill Lynch	2,773
(5,226)	Sonic Automotive Inc 'A'	Goldman Sachs	4,051
(10,167)	Sonic Automotive Inc 'A'	HSBC	(6,168)
(8,309)	Sonic Automotive Inc 'A'	Morgan Stanley	10,552
(652)	Sonoco Products Co	Bank of America Merrill Lynch	(459)
(4,315)	Sonoco Products Co	Barclays Bank	(5,222)
(9,075)	Sonoco Products Co	Goldman Sachs	(16,676)
4,579	Sonoco Products Co	Goldman Sachs	8,792
(6,105)	Sonoco Products Co	HSBC	(24,847)

保有高	銘柄	取引相手	未実現評価益/ (損) (米ドル)
	米国(続き)		
25,665	Sonoco Products Co	HSBC	105,575
(10,054)	Sonoco Products Co	Morgan Stanley	(14,478)
19,218	Sonoco Products Co	Morgan Stanley	27,674
(24,957)	Sonos Inc	HSBC	(95,905)
(4,315)	Sonos Inc	Morgan Stanley	388
10,181	Sorrento Therapeutics Inc	HSBC	5,905
(21,536)	South Jersey Industries Inc	Bank of America Merrill Lynch	(9,260)
(23,509)	South Jersey Industries Inc	Goldman Sachs	(10,109)
(15,128)	South Jersey Industries Inc	HSBC	(10,661)
(87,795)	South Jersey Industries Inc	Morgan Stanley	(28,972)
4,177	South Plains Financial Inc	Goldman Sachs	2,214
55,491	South Plains Financial Inc	HSBC	11,515
21,297	South Plains Financial Inc	Morgan Stanley	1,704
817	South State Corp	Bank of America Merrill Lynch	749
12,904	South State Corp	Barclays Bank	(4,775)
8,213	South State Corp	Goldman Sachs	(17,247)
12,304	South State Corp	HSBC	(34,574)
25,694	South State Corp	Morgan Stanley	(9,506)
(11,417)	Southern Co	Bank of America Merrill Lynch	43,727
(33,982)	Southern Co	Barclays Bank	5,437
(22,193)	Southern Co	HSBC	45,052
(49,183)	Southern Co	Morgan Stanley	7,869
3,531	Southern Copper Corp	Bank of America Merrill Lynch	17,655
1,067	Southern Copper Corp	Barclays Bank	2,550
(19,894)	Southern Copper Corp	Goldman Sachs	(99,470)
1,500	Southern Copper Corp	Goldman Sachs	6,856
(4,800)	Southern Copper Corp	HSBC	(28,224)
3,852	Southern Copper Corp	HSBC	25,177
(26,181)	Southern Copper Corp	Morgan Stanley	(62,573)
9,931	Southern Copper Corp	Morgan Stanley	23,735
17,152	Southern First Bancshares Inc	Bank of America Merrill Lynch	903
23,260	Southern First Bancshares Inc	Goldman Sachs	2,093
24,949	Southern First Bancshares Inc	HSBC	31,590
17,554	Southern First Bancshares Inc	Morgan Stanley	16,325
(14,120)	Southern Missouri Bancorp Inc	Bank of America Merrill Lynch	(16,803)
(15,922)	Southern Missouri Bancorp Inc	Goldman Sachs	(18,947)
(994)	Southern Missouri Bancorp Inc	Morgan Stanley	(855)
31,179	Southern National Bancorp of Virginia Inc	Bank of America Merrill Lynch	(20,578)
40,531	Southern National Bancorp of Virginia Inc	Goldman Sachs	(26,750)
110,039	Southern National Bancorp of Virginia Inc	HSBC	(37,379)
33,485	Southern National Bancorp of Virginia Inc	Morgan Stanley	(3,683)
(31,346)	Southside Bancshares Inc	Bank of America Merrill Lynch	36,988
(34,054)	Southside Bancshares Inc	Goldman Sachs	39,730
(24,360)	Southside Bancshares Inc	HSBC	11,307
(50,223)	Southside Bancshares Inc	Morgan Stanley	53,236

保有高	銘柄	取引相手	未実現評価益/ (損) (米ドル)
	米国(続き)		
(28,934)	Southwest Airlines Co	Bank of America Merrill Lynch	(46,389)
(3,517)	Southwest Airlines Co	Barclays Bank	2,073
(54,641)	Southwest Airlines Co	Goldman Sachs	(86,370)
(14,179)	Southwest Airlines Co	Morgan Stanley	(5,530)
1,042	Southwest Gas Holdings Inc	Bank of America Merrill Lynch	(1,753)
(6,576)	Southwest Gas Holdings Inc	Barclays Bank	10,061
28,113	Southwest Gas Holdings Inc	Goldman Sachs	(127,598)
10,172	Southwest Gas Holdings Inc	HSBC	(43,473)
(5,608)	Southwest Gas Holdings Inc	HSBC	28,825
32,556	Southwest Gas Holdings Inc	Morgan Stanley	(51,948)
(7,457)	Southwest Gas Holdings Inc	Morgan Stanley	11,409
(94,395)	Southwestern Energy Co	Goldman Sachs	(44,046)
(21,339)	Southwestern Energy Co	HSBC	(14,937)
(71,785)	Southwestern Energy Co	Morgan Stanley	(10,768)
12,992	SP Plus Corp	Goldman Sachs	(3,248)
13,585	SP Plus Corp	Morgan Stanley	3,668
(36,289)	Spark Energy Inc 'A'	Bank of America Merrill Lynch	(4,355)
(12,685)	Spark Energy Inc 'A'	Goldman Sachs	(1,522)
(68,518)	Spark Energy Inc 'A'	HSBC	(7,263)
(14,774)	Spark Energy Inc 'A'	Morgan Stanley	3,694
3,013	SpartanNash Co	Bank of America Merrill Lynch	483
1,252	SpartanNash Co	Goldman Sachs	538
11,905	SpartanNash Co	HSBC	6,072
3,237	SpartanNash Co	Morgan Stanley	1,651
329	Spectrum Brands Holdings Inc	Barclays Bank	441
(2,248)	Spectrum Brands Holdings Inc	Barclays Bank	(3,012)
2,673	Spectrum Brands Holdings Inc	Goldman Sachs	6,201
(575)	Spectrum Brands Holdings Inc	Goldman Sachs	(1,334)
1,818	Spectrum Brands Holdings Inc	HSBC	5,430
5,167	Spectrum Brands Holdings Inc	Morgan Stanley	5,721
(3,561)	Spectrum Brands Holdings Inc	Morgan Stanley	(4,772)
128,652	Spectrum Pharmaceuticals Inc	Goldman Sachs	79,764
98,716	Spectrum Pharmaceuticals Inc	HSBC	73,592
63,219	Spectrum Pharmaceuticals Inc	Morgan Stanley	29,713
6,903	Spero Therapeutics Inc	Bank of America Merrill Lynch	13,047
14,756	Spero Therapeutics Inc	Goldman Sachs	27,889
3,168	Spero Therapeutics Inc	HSBC	9,060
6,500	Spero Therapeutics Inc	Morgan Stanley	5,200
(53,262)	Spire Inc	Bank of America Merrill Lynch	(83,089)
(12,346)	Spire Inc	Barclays Bank	(12,223)
(64,259)	Spire Inc	Goldman Sachs	(100,245)
(70,448)	Spire Inc	HSBC	(158,190)
(46,399)	Spire Inc	Morgan Stanley	(45,934)
(2,172)	Spirit AeroSystems Holdings Inc 'A'	Bank of America Merrill Lynch	(6,082)
(2,385)	Spirit AeroSystems Holdings Inc 'A'	Barclays Bank	(501)

保有高	銘柄	取引相手	未実現評価益/ (損) (米ドル)
	米国(続き)		
(829)	Spirit AeroSystems Holdings Inc 'A'	Goldman Sachs	469
(2,152)	Spirit AeroSystems Holdings Inc 'A'	HSBC	(18,098)
(19,609)	Spirit AeroSystems Holdings Inc 'A'	Morgan Stanley	(4,118)
1,995	Spirit Airlines Inc	Barclays Bank	2,673
1,368	Spirit Airlines Inc	Goldman Sachs	2,709
57,423	Spirit Airlines Inc	HSBC	74,799
50,477	Spirit Airlines Inc	Morgan Stanley	67,639
(400)	Spirit of Texas Bancshares Inc	Bank of America Merrill Lynch	(56)
(15,381)	Spirit of Texas Bancshares Inc	Goldman Sachs	(2,153)
(13,731)	Spirit of Texas Bancshares Inc	HSBC	(4,025)
(26,339)	Spirit of Texas Bancshares Inc	Morgan Stanley	(6,585)
(10,209)	Spirit Realty Capital Inc (REIT)	Goldman Sachs	2,450
(6,753)	Spirit Realty Capital Inc (REIT)	HSBC	(18,503)
(43,965)	Spirit Realty Capital Inc (REIT)	Morgan Stanley	(34,733)
(750)	Splunk Inc	Bank of America Merrill Lynch	(5,421)
421	Splunk Inc	Bank of America Merrill Lynch	3,709
(1,053)	Splunk Inc	Barclays Bank	(4,232)
(1,349)	Splunk Inc	Goldman Sachs	(11,885)
(5,468)	Splunk Inc	Morgan Stanley	(22,966)
3,482	Splunk Inc	Morgan Stanley	14,624
41,770	Spok Holdings Inc	Bank of America Merrill Lynch	835
28,248	Spok Holdings Inc	Goldman Sachs	565
43,064	Spok Holdings Inc	HSBC	14,223
23,835	Spok Holdings Inc	Morgan Stanley	7,627
(5,893)	Sportsman's Warehouse Holdings Inc	Bank of America Merrill Lynch	(19)
(20,781)	Sportsman's Warehouse Holdings Inc	Morgan Stanley	8,312
(1,647)	SpringWorks Therapeutics Inc	Goldman Sachs	675
(4,278)	SpringWorks Therapeutics Inc	HSBC	(60,833)
(2,738)	SpringWorks Therapeutics Inc	Morgan Stanley	(2,848)
10,162	Sprout Social Inc 'A'	Bank of America Merrill Lynch	46,982
12,041	Sprout Social Inc 'A'	HSBC	51,342
2,604	Sprout Social Inc 'A'	Morgan Stanley	11,458
40,000	Sprouts Farmers Market Inc	Barclays Bank	(200)
(12,621)	Sprouts Farmers Market Inc	Barclays Bank	63
(1,976)	Sprouts Farmers Market Inc	Goldman Sachs	(939)
(5,297)	Spruce Biosciences Inc	Goldman Sachs	(28,520)
1,371	SPS Commerce Inc	Bank of America Merrill Lynch	15,396
2,360	SPS Commerce Inc	Goldman Sachs	26,503
6,999	SPS Commerce Inc	HSBC	81,690
18,919	SPS Commerce Inc	Morgan Stanley	82,865
(11,224)	SPX Corp	HSBC	(73,629)
(25,208)	SPX Corp	Morgan Stanley	(74,364)
(33,865)	SPX FLOW Inc	HSBC	(192,640)
(7,502)	SPX FLOW Inc	Morgan Stanley	(6,677)
(1,097)	Square Inc 'A'	Barclays Bank	(691)

保有高	銘柄	取引相手	未実現評価益/ (損) (米ドル)
	米国(続き)		
(6,224)	Square Inc 'A'	HSBC	(151,430)
(999)	Square Inc 'A'	Morgan Stanley	(629)
915	SQZ Biotechnologies Co	Bank of America Merrill Lynch	2,668
14,396	SQZ Biotechnologies Co	Goldman Sachs	15,527
1,059	SQZ Biotechnologies Co	HSBC	4,871
(14,141)	SS&C Technologies Holdings Inc	Bank of America Merrill Lynch	(46,665)
(12,523)	SS&C Technologies Holdings Inc	Goldman Sachs	(41,326)
(9,560)	SS&C Technologies Holdings Inc	HSBC	(46,079)
(45,631)	SS&C Technologies Holdings Inc	Morgan Stanley	(10,039)
(2,398)	St Joe Co	Goldman Sachs	(5,132)
(31,030)	St Joe Co	HSBC	(96,071)
(23,486)	St Joe Co	Morgan Stanley	470
(13,630)	STAAR Surgical Co	Morgan Stanley	88,868
(2,407)	STAG Industrial Inc (REIT)	Bank of America Merrill Lynch	3,009
28,517	STAG Industrial Inc (REIT)	Goldman Sachs	(35,646)
(14,635)	STAG Industrial Inc (REIT)	Goldman Sachs	18,294
22,812	STAG Industrial Inc (REIT)	HSBC	(10,950)
(87,171)	STAG Industrial Inc (REIT)	HSBC	30,350
(43,357)	STAG Industrial Inc (REIT)	Morgan Stanley	(6,070)
(1,272)	Stamps.com Inc	Bank of America Merrill Lynch	(7,735)
886	Stamps.com Inc	Bank of America Merrill Lynch	5,431
254	Stamps.com Inc	Barclays Bank	1,481
(403)	Stamps.com Inc	Goldman Sachs	(2,470)
745	Stamps.com Inc	Goldman Sachs	4,567
(282)	Stamps.com Inc	HSBC	993
444	Stamps.com Inc	HSBC	3,023
(181)	Stamps.com Inc	Morgan Stanley	(1,055)
3,877	Stamps.com Inc	Morgan Stanley	23,192
11,318	Standard Motor Products Inc	Goldman Sachs	(18,335)
16,241	Standard Motor Products Inc	Morgan Stanley	(9,095)
2,974	Standex International Corp	Bank of America Merrill Lynch	1,546
6,960	Standex International Corp	Goldman Sachs	3,619
21,039	Standex International Corp	HSBC	28,265
8,914	Standex International Corp	Morgan Stanley	(2,050)
(1,058)	Stanley Black & Decker Inc	Bank of America Merrill Lynch	1,509
(2,949)	Stanley Black & Decker Inc	Barclays Bank	16,632
(6,811)	Stanley Black & Decker Inc	Goldman Sachs	7,680
2,622	Stanley Black & Decker Inc	Goldman Sachs	(1,940)
(2,837)	Stanley Black & Decker Inc	HSBC	(22,384)
(2,708)	Stanley Black & Decker Inc	Morgan Stanley	15,273
(1,482)	Starbucks Corp	Bank of America Merrill Lynch	(256)
(3,807)	Starbucks Corp	Barclays Bank	(2,513)
(19,419)	Starbucks Corp	Goldman Sachs	5,238
(1,682)	Starbucks Corp	HSBC	(2,792)
(21,074)	Starbucks Corp	Morgan Stanley	(13,909)

保有高	銘柄	取引相手	未実現評価益/ (損) (米ドル)
	米国(続き)		
14,771	StarTek Inc	Bank of America Merrill Lynch	9,897
6,513	StarTek Inc	Goldman Sachs	4,364
4,338	StarTek Inc	Morgan Stanley	(1,041)
(37,807)	Starwood Property Trust Inc (REIT)	Bank of America Merrill Lynch	(22,117)
(1,954)	Starwood Property Trust Inc (REIT)	Barclays Bank	186
(17,948)	Starwood Property Trust Inc (REIT)	Goldman Sachs	(10,500)
(78,370)	Starwood Property Trust Inc (REIT)	Morgan Stanley	7,445
(32,620)	State Auto Financial Corp	Bank of America Merrill Lynch	24,211
(6,462)	State Auto Financial Corp	HSBC	(8,594)
(6,240)	State Auto Financial Corp	Morgan Stanley	2,808
(1,573)	State Street Corp	Bank of America Merrill Lynch	1,898
(3,944)	State Street Corp	Barclays Bank	(6,547)
1,245	State Street Corp	Barclays Bank	2,067
(1,170)	State Street Corp	Goldman Sachs	(2,690)
(1,263)	State Street Corp	HSBC	(2,678)
(6,072)	State Street Corp	Morgan Stanley	(10,080)
3,141	State Street Corp	Morgan Stanley	5,214
17,064	Steel Dynamics Inc	Bank of America Merrill Lynch	6,314
7,091	Steel Dynamics Inc	Barclays Bank	5,089
27,799	Steel Dynamics Inc	Goldman Sachs	10,286
38,705	Steel Dynamics Inc	HSBC	151,680
52,025	Steel Dynamics Inc	Morgan Stanley	53,066
27,387	Steelcase Inc 'A'	Goldman Sachs	(16,980)
41,049	Steelcase Inc 'A'	HSBC	(10,262)
39,550	Steelcase Inc 'A'	Morgan Stanley	(9,888)
2,082	Stepan Co	Bank of America Merrill Lynch	(21,570)
1,318	Stepan Co	Goldman Sachs	(13,654)
13,964	Stepan Co	HSBC	(38,852)
3,584	Stepan Co	Morgan Stanley	(15,375)
(46,764)	Stereotaxis Inc	Bank of America Merrill Lynch	(2,806)
(21,085)	Stereotaxis Inc	Goldman Sachs	(1,265)
(6,942)	Stereotaxis Inc	HSBC	(1,666)
(6,753)	Stereotaxis Inc	Morgan Stanley	473
(763)	Stericycle Inc	Bank of America Merrill Lynch	(107)
(10,244)	Stericycle Inc	Barclays Bank	(25,610)
(5,822)	Stericycle Inc	Goldman Sachs	(815)
(21,263)	Stericycle Inc	HSBC	(17,223)
(8,054)	Stericycle Inc	Morgan Stanley	(20,136)
(61,423)	Sterling Bancorp	Bank of America Merrill Lynch	(21,805)
26,735	Sterling Bancorp	Barclays Bank	8,422
(7,787)	Sterling Bancorp	Goldman Sachs	(2,764)
18,005	Sterling Bancorp	Goldman Sachs	6,392
(1,760)	Sterling Bancorp	Morgan Stanley	(554)
(18,459)	Sterling Bancorp Inc	Bank of America Merrill Lynch	(1,846)
(35,461)	Sterling Bancorp Inc	Goldman Sachs	(3,546)

保有高	銘柄	取引相手	未実現評価益/ (損) (米ドル)
	米国(続き)		
(33,651)	Sterling Bancorp Inc	HSBC	(8,866)
(38,554)	Sterling Bancorp Inc	Morgan Stanley	(12,723)
(7,289)	Sterling Construction Co Inc	Bank of America Merrill Lynch	(2,405)
(49,296)	Sterling Construction Co Inc	Goldman Sachs	(16,268)
(42,969)	Sterling Construction Co Inc	HSBC	(61,604)
(2,842)	Sterling Construction Co Inc	Morgan Stanley	298
(26,011)	Steven Madden Ltd	Goldman Sachs	(68,929)
(1,448)	Stewart Information Services Corp	Bank of America Merrill Lynch	1,998
(16,476)	Stewart Information Services Corp	Goldman Sachs	22,737
(19,460)	Stewart Information Services Corp	HSBC	2,903
(7,035)	Stewart Information Services Corp	Morgan Stanley	11,467
2,987	Stifel Financial Corp	Bank of America Merrill Lynch	4,421
2,513	Stifel Financial Corp	Goldman Sachs	3,719
(7,910)	Stifel Financial Corp	Goldman Sachs	(11,707)
(7,724)	Stifel Financial Corp	HSBC	(24,717)
38,865	Stifel Financial Corp	HSBC	110,118
17,940	Stifel Financial Corp	Morgan Stanley	31,754
(11,145)	Stifel Financial Corp	Morgan Stanley	(19,727)
8,018	Stitch Fix Inc 'A'	Bank of America Merrill Lynch	39,449
10,657	Stitch Fix Inc 'A'	Barclays Bank	40,816
7,404	Stitch Fix Inc 'A'	Goldman Sachs	38,711
21,546	Stitch Fix Inc 'A'	HSBC	82,496
1,054	Stitch Fix Inc 'A'	Morgan Stanley	4,037
(10,095)	Stock Yards Bancorp Inc	Bank of America Merrill Lynch	13,325
(18,316)	Stock Yards Bancorp Inc	Goldman Sachs	24,177
(23,329)	Stock Yards Bancorp Inc	HSBC	2,729
(14,356)	Stock Yards Bancorp Inc	Morgan Stanley	(2,584)
(1,026)	Stoke Therapeutics Inc	Bank of America Merrill Lynch	(6,874)
(6,321)	Stoke Therapeutics Inc	Goldman Sachs	(42,351)
(6,051)	Stoke Therapeutics Inc	HSBC	(33,704)
(4,991)	Stoke Therapeutics Inc	Morgan Stanley	(27,800)
(6,435)	Stoneridge Inc	Goldman Sachs	(2,317)
(12,731)	Stoneridge Inc	HSBC	(19,353)
(36,542)	Stoneridge Inc	Morgan Stanley	4,020
(11,730)	StoneX Group Inc	Bank of America Merrill Lynch	(4,944)
(3,595)	StoneX Group Inc	Goldman Sachs	(1,306)
(14,326)	StoneX Group Inc	HSBC	(32,709)
(13,622)	StoneX Group Inc	Morgan Stanley	(136)
6,263	STORE Capital Corp (REIT)	Bank of America Merrill Lynch	2,693
14,453	STORE Capital Corp (REIT)	Barclays Bank	12,285
7,801	STORE Capital Corp (REIT)	Goldman Sachs	3,354
1,713	STORE Capital Corp (REIT)	HSBC	5,584
29,006	STORE Capital Corp (REIT)	Morgan Stanley	24,655
(283)	Strategic Education Inc	Goldman Sachs	(1,007)
2,905	Strategic Education Inc	Goldman Sachs	10,342

保有高	銘柄	取引相手	未実現評価益/ (損) (米ドル)
	米国(続き)		
(134)	Strategic Education Inc	HSBC	(476)
4,393	Strategic Education Inc	HSBC	14,936
(30,695)	Stratus Properties Inc	Bank of America Merrill Lynch	34,071
(6,172)	Stratus Properties Inc	Goldman Sachs	6,851
(7,225)	Stratus Properties Inc	Morgan Stanley	(6,719)
3,067	Stryker Corp	Goldman Sachs	(11,041)
6,078	Stryker Corp	HSBC	(13,189)
8,871	Stryker Corp	Morgan Stanley	(7,363)
1,260	Summit Financial Group Inc	Bank of America Merrill Lynch	315
9,407	Summit Financial Group Inc	Goldman Sachs	2,352
13,914	Summit Financial Group Inc	HSBC	15,835
3,183	Summit Financial Group Inc	Morgan Stanley	2,865
94,010	Summit Hotel Properties Inc (REIT)	Goldman Sachs	108,112
32,886	Summit Hotel Properties Inc (REIT)	HSBC	8,222
85,847	Summit Hotel Properties Inc (REIT)	Morgan Stanley	21,462
34,999	Summit Materials Inc 'A'	Goldman Sachs	32,549
17,823	Summit Materials Inc 'A'	HSBC	21,922
30,451	Summit Materials Inc 'A'	Morgan Stanley	(7,917)
7,390	Summit Therapeutics Inc	Bank of America Merrill Lynch	(2,808)
17,485	Summit Therapeutics Inc	HSBC	2,232
5,494	Summit Therapeutics Inc	Morgan Stanley	1,060
(2,967)	Sun Communities Inc (REIT)	Bank of America Merrill Lynch	26,344
(6,615)	Sun Communities Inc (REIT)	Barclays Bank	10,187
(8,744)	Sun Communities Inc (REIT)	Goldman Sachs	78,964
(7,800)	Sun Communities Inc (REIT)	HSBC	(25,116)
(4,977)	Sun Communities Inc (REIT)	Morgan Stanley	7,665
24,780	SunCoke Energy Inc	Bank of America Merrill Lynch	15,611
7,414	SunCoke Energy Inc	Goldman Sachs	4,671
25,888	SunCoke Energy Inc	Morgan Stanley	777
(869)	Sunnova Energy International Inc	Goldman Sachs	(6,187)
(1,100)	Sunnova Energy International Inc	HSBC	(3,311)
(6,956)	Sunnova Energy International Inc	Morgan Stanley	(20,938)
(17,866)	SunPower Corp	Bank of America Merrill Lynch	(50,739)
(1,535)	Sunrun Inc	Bank of America Merrill Lynch	(17,330)
2,825	Sunrun Inc	Bank of America Merrill Lynch	31,894
(1,128)	Sunrun Inc	Barclays Bank	(3,418)
732	Sunrun Inc	Barclays Bank	2,218
1,524	Sunrun Inc	Goldman Sachs	17,206
(1,552)	Sunrun Inc	HSBC	(17,584)
5,671	Sunrun Inc	HSBC	26,669
(1,298)	Sunrun Inc	Morgan Stanley	(3,933)
3,452	Sunrun Inc	Morgan Stanley	10,459
55,842	Sunstone Hotel Investors Inc (REIT)	Bank of America Merrill Lynch	36,297
(102,974)	Sunstone Hotel Investors Inc (REIT)	HSBC	(96,796)
(57,321)	Sunstone Hotel Investors Inc (REIT)	Morgan Stanley	(12,611)

保有高	銘柄	取引相手	未実現評価益/ (損) (米ドル)
	米国(続き)		
19,330	Super Micro Computer Inc	HSBC	16,806
10,721	Super Micro Computer Inc	Morgan Stanley	(482)
(3,582)	Superior Group of Cos Inc	Bank of America Merrill Lynch	11,892
(5,689)	Superior Group of Cos Inc	Goldman Sachs	18,887
(12,909)	Superior Group of Cos Inc	HSBC	(999)
(7,745)	Superior Group of Cos Inc	Morgan Stanley	8,287
37,233	Supernus Pharmaceuticals Inc	Goldman Sachs	(11,542)
16,885	Supernus Pharmaceuticals Inc	HSBC	23,132
(20,574)	Surface Oncology Inc	Bank of America Merrill Lynch	1,337
(22,230)	Surface Oncology Inc	Goldman Sachs	1,445
(10,870)	Surface Oncology Inc	HSBC	(707)
10,272	Surgalign Holdings Inc	Bank of America Merrill Lynch	1,952
7,170	Surgalign Holdings Inc	Goldman Sachs	1,362
51,076	Surgalign Holdings Inc	Morgan Stanley	10,215
(6,840)	Surgery Partners Inc	HSBC	(5,198)
(14,532)	Surgery Partners Inc	Morgan Stanley	(3,633)
(21,512)	Surmodics Inc	Bank of America Merrill Lynch	8,514
(9,032)	Surmodics Inc	Goldman Sachs	3,452
(4,211)	Surmodics Inc	HSBC	1,310
(1,357)	Surmodics Inc	Morgan Stanley	312
1,123	Sutro Biopharma Inc	Bank of America Merrill Lynch	56
10,800	Sutro Biopharma Inc	Goldman Sachs	540
3,233	Sutro Biopharma Inc	HSBC	1,035
22,468	Sutro Biopharma Inc	Morgan Stanley	29,658
209	SVB Financial Group	Bank of America Merrill Lynch	(1,244)
907	SVB Financial Group	Barclays Bank	431
(1,377)	SVB Financial Group	Barclays Bank	(1,336)
1,390	SVB Financial Group	Goldman Sachs	(6,728)
1,090	SVB Financial Group	HSBC	(9,453)
(142)	SVB Financial Group	HSBC	(2,519)
1,845	SVB Financial Group	Morgan Stanley	1,790
(1,787)	SVB Financial Group	Morgan Stanley	(1,733)
3,527	SVMK Inc	Bank of America Merrill Lynch	2,088
20,905	SVMK Inc	Goldman Sachs	18,605
27,131	SVMK Inc	HSBC	30,991
19,875	SVMK Inc	Morgan Stanley	21,664
(29,343)	Switch Inc 'A'	Bank of America Merrill Lynch	(20,540)
16,544	Switch Inc 'A'	Bank of America Merrill Lynch	11,581
(6,173)	Switch Inc 'A'	Barclays Bank	(2,531)
17,460	Switch Inc 'A'	Goldman Sachs	12,222
(18,718)	Switch Inc 'A'	HSBC	(22,649)
4,899	Switch Inc 'A'	HSBC	5,928
(68,502)	Switch Inc 'A'	Morgan Stanley	(28,086)
26,073	Switch Inc 'A'	Morgan Stanley	10,690
(3,748)	SWK Holdings Corp	Bank of America Merrill Lynch	8,358

保有高	銘柄	取引相手	未実現評価益/ (損) (米ドル)
	米国(続き)		
(3,592)	SWK Holdings Corp	Goldman Sachs	7,332
(32,981)	Sykes Enterprises Inc	Goldman Sachs	12,863
(8,292)	Sykes Enterprises Inc	HSBC	7,877
(25,952)	Sykes Enterprises Inc	Morgan Stanley	12,197
4,737	Synaptics Inc	Bank of America Merrill Lynch	(8,871)
9,874	Synaptics Inc	Goldman Sachs	(17,378)
11,049	Synaptics Inc	HSBC	(31,454)
1,978	Synaptics Inc	Morgan Stanley	(7,299)
(6,342)	Synchronoss Technologies Inc	Bank of America Merrill Lynch	(1,205)
(33,001)	Synchronoss Technologies Inc	HSBC	(730)
27,163	Synchrony Financial	Bank of America Merrill Lynch	11,963
3,712	Synchrony Financial	Barclays Bank	3,230
12,323	Synchrony Financial	Goldman Sachs	4,806
1,916	Synchrony Financial	HSBC	3,161
6,604	Synchrony Financial	Morgan Stanley	5,745
9,567	Syndax Pharmaceuticals Inc	Bank of America Merrill Lynch	(3,540)
1,992	Syndax Pharmaceuticals Inc	HSBC	5,100
3,864	Syndax Pharmaceuticals Inc	Morgan Stanley	(541)
(6,862)	Syneos Health Inc	HSBC	(15,337)
(25,428)	Syneos Health Inc	Morgan Stanley	7,247
(10,234)	Synlogic Inc	Goldman Sachs	(2,559)
(31,575)	Synlogic Inc	HSBC	(8,210)
3,799	SYNNEX Corp	Bank of America Merrill Lynch	9,535
(1,891)	SYNNEX Corp	Morgan Stanley	(6,240)
1,500	Synopsys Inc	Bank of America Merrill Lynch	8,489
138	Synopsys Inc	Goldman Sachs	1,286
3,954	Synopsys Inc	HSBC	(26,848)
5,112	Synopsys Inc	Morgan Stanley	56,232
(3,362)	Synopsys Inc	Morgan Stanley	(36,982)
32,329	Synovus Financial Corp	Bank of America Merrill Lynch	45,584
16,909	Synovus Financial Corp	Goldman Sachs	23,842
13,759	Synovus Financial Corp	HSBC	28,894
50,158	Synovus Financial Corp	Morgan Stanley	20,565
(20,182)	Syros Pharmaceuticals Inc	Bank of America Merrill Lynch	8,315
(20,829)	Syros Pharmaceuticals Inc	Goldman Sachs	6,616
(22,492)	Syros Pharmaceuticals Inc	HSBC	629
(6,104)	Syros Pharmaceuticals Inc	Morgan Stanley	(1,007)
778	Sysco Corp	Bank of America Merrill Lynch	(3,688)
(2,572)	Sysco Corp	HSBC	2,186
(5,598)	Sysco Corp	Morgan Stanley	6,046
4,685	Sysco Corp	Morgan Stanley	(5,060)
7,032	Systemax Inc	Bank of America Merrill Lynch	14,556
10,293	Systemax Inc	Goldman Sachs	21,307
10,261	Systemax Inc	HSBC	(205)
14,639	Systemax Inc	Morgan Stanley	(293)

保有高	銘柄	取引相手	未実現評価益/ (損) (米ドル)
	米国(続き)		
191	T Rowe Price Group Inc	Bank of America Merrill Lynch	1,161
(146)	T Rowe Price Group Inc	Bank of America Merrill Lynch	(15)
161	T Rowe Price Group Inc	Barclays Bank	737
(3,449)	T Rowe Price Group Inc	Barclays Bank	(15,796)
3,754	T Rowe Price Group Inc	Goldman Sachs	375
2,240	T Rowe Price Group Inc	HSBC	14,636
7,061	T Rowe Price Group Inc	Morgan Stanley	31,721
(3,739)	T Rowe Price Group Inc	Morgan Stanley	(17,125)
8,346	Tabula Rasa HealthCare Inc	Bank of America Merrill Lynch	1,733
10,228	Tabula Rasa HealthCare Inc	Goldman Sachs	3,375
2,266	Tabula Rasa HealthCare Inc	Morgan Stanley	(4,328)
15,426	Tactile Systems Technology Inc	HSBC	20,187
7,419	Tactile Systems Technology Inc	Morgan Stanley	(4,971)
1,621	Take-Two Interactive Software Inc	Bank of America Merrill Lynch	23,926
(446)	Take-Two Interactive Software Inc	Bank of America Merrill Lynch	(6,583)
(2,981)	Take-Two Interactive Software Inc	Barclays Bank	(17,767)
(1,708)	Take-Two Interactive Software Inc	Goldman Sachs	(23,599)
2,923	Take-Two Interactive Software Inc	Morgan Stanley	17,421
(2,615)	Take-Two Interactive Software Inc	Morgan Stanley	(15,585)
32,836	Talos Energy Inc	Goldman Sachs	33,164
32,602	Talos Energy Inc	HSBC	29,007
45,427	Talos Energy Inc	Morgan Stanley	7,723
3,322	Tandem Diabetes Care Inc	Bank of America Merrill Lynch	(18,969)
671	Tandem Diabetes Care Inc	Barclays Bank	(1,872)
3,010	Tandem Diabetes Care Inc	Goldman Sachs	(17,187)
2,411	Tandem Diabetes Care Inc	HSBC	(30,357)
2,688	Tandem Diabetes Care Inc	Morgan Stanley	(7,499)
(42,294)	Tanger Factory Outlet Centers Inc (REIT)	HSBC	(17,129)
(30,562)	Tapestry Inc	Morgan Stanley	17,268
(3,564)	Targa Resources Corp	Bank of America Merrill Lynch	(10,656)
(1,851)	Targa Resources Corp	Goldman Sachs	(5,534)
(11,837)	Targa Resources Corp	HSBC	(59,185)
(1,111)	Targa Resources Corp	Morgan Stanley	211
2,913	Targa Resources Corp	Morgan Stanley	(553)
(2,007)	Target Corp	Barclays Bank	2,324
(749)	Target Corp	Goldman Sachs	(10,840)
(4,356)	Target Corp	HSBC	(100,972)
(8,851)	Target Corp	Morgan Stanley	(4,691)
21,774	Target Hospitality Corp	HSBC	5,008
85,923	Target Hospitality Corp	Morgan Stanley	(859)
(5,047)	Tarsus Pharmaceuticals Inc	HSBC	(3,684)
(2,891)	Taubman Centers Inc (REIT)	Barclays Bank	87
(3,921)	Taubman Centers Inc (REIT)	HSBC	(26,506)
(12,775)	Taubman Centers Inc (REIT)	Morgan Stanley	384
(25,041)	Taylor Morrison Home Corp	Bank of America Merrill Lynch	(23,789)

保有高	銘柄	取引相手	未実現評価益/ (損) (米ドル)
	米国(続き)		
(15,483)	Taylor Morrison Home Corp	Barclays Bank	16,722
(29,727)	Taylor Morrison Home Corp	Goldman Sachs	(24,560)
35,644	Taylor Morrison Home Corp	Goldman Sachs	33,862
4,393	Taylor Morrison Home Corp	HSBC	13,223
(35,979)	Taylor Morrison Home Corp	HSBC	1,757
(45,912)	Taylor Morrison Home Corp	Morgan Stanley	49,585
4,043	Taysha Gene Therapies Inc	Bank of America Merrill Lynch	1,286
26,571	Taysha Gene Therapies Inc	HSBC	(8,145)
(5,947)	TCF Financial Corp	Bank of America Merrill Lynch	(6,589)
(11,530)	TCF Financial Corp	Barclays Bank	(231)
(25,710)	TCF Financial Corp	Goldman Sachs	(25,163)
(9,561)	TCF Financial Corp	HSBC	(22,086)
(14,818)	TCF Financial Corp	Morgan Stanley	(296)
(5,423)	TCR2 Therapeutics Inc	Bank of America Merrill Lynch	(868)
(7,058)	TCR2 Therapeutics Inc	Goldman Sachs	(1,129)
(5,640)	TCR2 Therapeutics Inc	HSBC	(6,655)
(4,619)	TCR2 Therapeutics Inc	Morgan Stanley	(5,450)
(54,816)	Team Inc	Goldman Sachs	70,713
(19,011)	Team Inc	HSBC	(37,823)
(14,264)	Team Inc	Morgan Stanley	3,851
8,413	TechTarget Inc	Goldman Sachs	1,430
12,249	TechTarget Inc	Morgan Stanley	(10,289)
(43,972)	TEGNA Inc	Bank of America Merrill Lynch	(5,716)
(16,699)	TEGNA Inc	Barclays Bank	(4,008)
(40,077)	TEGNA Inc	Goldman Sachs	(5,210)
(71,812)	TEGNA Inc	HSBC	(76,121)
(40,653)	TEGNA Inc	Morgan Stanley	(9,757)
(30,256)	Tejon Ranch Co	Bank of America Merrill Lynch	10,303
(72,145)	Tejon Ranch Co	Goldman Sachs	23,839
(40,441)	Tejon Ranch Co	HSBC	(5,728)
(72,026)	Tejon Ranch Co	Morgan Stanley	-
(12,303)	Tela Bio Inc	Bank of America Merrill Lynch	2,707
(6,207)	Tela Bio Inc	HSBC	4,159
239	Teladoc Health Inc	Bank of America Merrill Lynch	4,900
1,304	Teladoc Health Inc	Barclays Bank	4,551
1,269	Teladoc Health Inc	Goldman Sachs	26,015
4,853	Teladoc Health Inc	HSBC	94,731
3,556	Teladoc Health Inc	Morgan Stanley	12,411
(190)	Teledyne Technologies Inc	Bank of America Merrill Lynch	2,195
(986)	Teledyne Technologies Inc	Barclays Bank	1,607
706	Teledyne Technologies Inc	Goldman Sachs	(6,107)
6,465	Teledyne Technologies Inc	Morgan Stanley	(10,538)
(3,642)	Teledyne Technologies Inc	Morgan Stanley	5,936
(2,008)	Teleflex Inc	Bank of America Merrill Lynch	7,811
(2,516)	Teleflex Inc	Barclays Bank	4,554

保有高	銘柄	取引相手	未実現評価益/ (損) (米ドル)
	米国(続き)		
(1,320)	Teleflex Inc	Goldman Sachs	5,135
(1,804)	Teleflex Inc	HSBC	(13,295)
(5,142)	Teleflex Inc	Morgan Stanley	9,307
(9,317)	Telenav Inc	Bank of America Merrill Lynch	(280)
(33,657)	Telenav Inc	Goldman Sachs	(1,010)
(17,924)	Telenav Inc	HSBC	(301)
(9,077)	Telenav Inc	Morgan Stanley	-
10,085	Telephone and Data Systems Inc	Bank of America Merrill Lynch	3,530
6,245	Telephone and Data Systems Inc	Barclays Bank	3,622
18,286	Telephone and Data Systems Inc	Goldman Sachs	6,400
33,730	Telephone and Data Systems Inc	HSBC	46,885
61,654	Telephone and Data Systems Inc	Morgan Stanley	35,760
(81,646)	Tellurian Inc	HSBC	(29,399)
(21,366)	Tempur Sealy International Inc	Bank of America Merrill Lynch	(188,418)
(1,260)	Tempur Sealy International Inc	Barclays Bank	321
(12,000)	Tempur Sealy International Inc	Goldman Sachs	(11,580)
(24,296)	Tempur Sealy International Inc	Morgan Stanley	6,196
(2,391)	Tenable Holdings Inc	Barclays Bank	(2,032)
(27,844)	Tenable Holdings Inc	Goldman Sachs	(21,718)
(17,254)	Tenable Holdings Inc	HSBC	11,421
(51,920)	Tenable Holdings Inc	Morgan Stanley	(44,133)
(2,017)	Tenet Healthcare Corp	Bank of America Merrill Lynch	(2,017)
(601)	Tenet Healthcare Corp	Barclays Bank	(54)
(2,835)	Tenet Healthcare Corp	Goldman Sachs	(2,835)
(22,444)	Tenet Healthcare Corp	HSBC	(12,585)
(11,010)	Tenet Healthcare Corp	Morgan Stanley	(991)
(2,270)	Tennant Co	Bank of America Merrill Lynch	(1,271)
(11,539)	Tennant Co	Goldman Sachs	(6,462)
(13,601)	Tennant Co	HSBC	(8,232)
(13,638)	Tennant Co	Morgan Stanley	(2,046)
12,945	Tenneco Inc 'A'	Bank of America Merrill Lynch	24,207
20,183	Tenneco Inc 'A'	HSBC	4,844
19,173	Tenneco Inc 'A'	Morgan Stanley	4,602
6,799	Teradata Corp	Bank of America Merrill Lynch	2,992
27,398	Teradata Corp	Barclays Bank	26,028
27,836	Teradata Corp	Goldman Sachs	12,248
4,752	Teradata Corp	HSBC	8,411
14,691	Teradata Corp	Morgan Stanley	13,956
499	Teradyne Inc	Bank of America Merrill Lynch	878
(218)	Teradyne Inc	Barclays Bank	(135)
(457)	Teradyne Inc	Goldman Sachs	(804)
(4,985)	Teradyne Inc	HSBC	(36,939)
4,223	Teradyne Inc	HSBC	16,647
(15,682)	Teradyne Inc	Morgan Stanley	(9,723)
861	Teradyne Inc	Morgan Stanley	534

保有高	銘柄	取引相手	未実現評価益/ (損) (米ドル)
	米国(続き)		
(5,972)	Terex Corp	HSBC	(12,183)
(22,995)	Terex Corp	Morgan Stanley	19,546
(1,402)	Terminix Global Holdings Inc	Bank of America Merrill Lynch	(28)
11,248	Terminix Global Holdings Inc	Goldman Sachs	225
(10,342)	Terminix Global Holdings Inc	Goldman Sachs	(207)
9,854	Terminix Global Holdings Inc	Morgan Stanley	(8,672)
(15,651)	Terreno Realty Corp (REIT)	Bank of America Merrill Lynch	55,874
(2,596)	Terreno Realty Corp (REIT)	Barclays Bank	1,739
(16,786)	Terreno Realty Corp (REIT)	Goldman Sachs	59,926
6,698	Terreno Realty Corp (REIT)	Goldman Sachs	(23,912)
(3,871)	Terreno Realty Corp (REIT)	HSBC	(2,671)
17,392	Terreno Realty Corp (REIT)	HSBC	12,000
(5,451)	Terreno Realty Corp (REIT)	Morgan Stanley	3,652
91,697	Terreno Realty Corp (REIT)	Morgan Stanley	(61,437)
16,595	Territorial Bancorp Inc	Bank of America Merrill Lynch	(3,282)
11,302	Territorial Bancorp Inc	Goldman Sachs	1,915
36,454	Territorial Bancorp Inc	HSBC	36,204
21,121	Territorial Bancorp Inc	Morgan Stanley	23,098
300	Tesla Inc	Barclays Bank	20,874
1,188	Tesla Inc	Goldman Sachs	217,808
3,483	TESSCO Technologies Inc	Bank of America Merrill Lynch	1,567
15,500	TESSCO Technologies Inc	Goldman Sachs	6,975
14,419	TESSCO Technologies Inc	HSBC	8,736
32,182	TESSCO Technologies Inc	Morgan Stanley	17,700
4,465	Tetra Tech Inc	Bank of America Merrill Lynch	(6,877)
1,245	Tetra Tech Inc	Barclays Bank	(585)
(1,646)	Tetra Tech Inc	Barclays Bank	774
15,272	Tetra Tech Inc	Goldman Sachs	(23,518)
(254)	Tetra Tech Inc	Goldman Sachs	391
7,549	Tetra Tech Inc	HSBC	63,411
(1,003)	Tetra Tech Inc	HSBC	(8,425)
8,281	Tetra Tech Inc	Morgan Stanley	(3,446)
(9,259)	Tetra Tech Inc	Morgan Stanley	4,352
541	Texas Instruments Inc	Bank of America Merrill Lynch	567
585	Texas Instruments Inc	Goldman Sachs	2,161
(2,816)	Texas Instruments Inc	Goldman Sachs	(4,618)
837	Texas Instruments Inc	HSBC	1,684
22,764	Texas Instruments Inc	Morgan Stanley	57,593
(5,087)	Texas Instruments Inc	Morgan Stanley	(12,870)
2,794	Texas Roadhouse Inc	Bank of America Merrill Lynch	3,339
10,166	Texas Roadhouse Inc	Barclays Bank	(13,521)
26,181	Texas Roadhouse Inc	Goldman Sachs	30,850
7,562	Texas Roadhouse Inc	HSBC	(36,791)
31,071	Texas Roadhouse Inc	Morgan Stanley	(41,324)
(30,324)	TFF Pharmaceuticals Inc	HSBC	(10,613)

保有高	銘柄	取引相手	未実現評価益/ (損) (米ドル)
	米国(続き)		
(49,662)	TFS Financial Corp	Bank of America Merrill Lynch	(43,206)
7,070	TFS Financial Corp	Barclays Bank	(495)
(6,500)	TFS Financial Corp	Goldman Sachs	(5,689)
11,607	TFS Financial Corp	Goldman Sachs	10,098
7,929	TFS Financial Corp	HSBC	8,643
(35,088)	TFS Financial Corp	HSBC	2,456
(72,770)	TFS Financial Corp	Morgan Stanley	5,094
2,528	TFS Financial Corp	Morgan Stanley	(177)
(1,931)	TG Therapeutics Inc	Barclays Bank	869
(28,327)	TG Therapeutics Inc	Goldman Sachs	(3,399)
8,426	TG Therapeutics Inc	HSBC	3,803
(21,451)	TG Therapeutics Inc	HSBC	(13,207)
(14,942)	TG Therapeutics Inc	Morgan Stanley	6,724
(60,491)	TherapeuticsMD Inc	Goldman Sachs	(4,839)
(1,617)	Thermo Fisher Scientific Inc	Bank of America Merrill Lynch	29,234
(919)	Thermo Fisher Scientific Inc	Barclays Bank	(14,456)
(3,030)	Thermo Fisher Scientific Inc	Morgan Stanley	(47,662)
(28,024)	Thermon Group Holdings Inc	Bank of America Merrill Lynch	(19,337)
(17,488)	Thermon Group Holdings Inc	Goldman Sachs	(12,067)
(56,805)	Thermon Group Holdings Inc	HSBC	(39,679)
(16,289)	Thermon Group Holdings Inc	Morgan Stanley	(2,280)
2,056	Thor Industries Inc	Bank of America Merrill Lynch	13,755
(1,588)	Thor Industries Inc	Barclays Bank	2,636
(140)	Thor Industries Inc	Goldman Sachs	(937)
1,060	Thor Industries Inc	HSBC	16,229
(1,716)	Thor Industries Inc	HSBC	(26,272)
2,472	Thor Industries Inc	Morgan Stanley	(4,104)
(680)	Thor Industries Inc	Morgan Stanley	1,129
(45,668)	Tidewater Inc	Bank of America Merrill Lynch	(42,471)
(23,821)	Tidewater Inc	Goldman Sachs	(22,154)
(14,339)	Tidewater Inc	HSBC	(4,954)
(42,058)	Tidewater Inc	Morgan Stanley	51,311
5,893	Tiffany & Co	Bank of America Merrill Lynch	(1,251)
9,962	Tiffany & Co	Barclays Bank	(1,993)
2,824	Tiffany & Co	Goldman Sachs	(593)
1,402	Tiffany & Co	Morgan Stanley	(336)
(83,396)	Tile Shop Holdings Inc	Goldman Sachs	(50,872)
(77,762)	Tile Shop Holdings Inc	Morgan Stanley	(17,108)
39,651	Tilly's Inc	Bank of America Merrill Lynch	40,841
29,545	Tilly's Inc	Goldman Sachs	30,431
38,069	Tilly's Inc	HSBC	19,035
5,939	Tilly's Inc	Morgan Stanley	2,970
12,025	Timberland Bancorp Inc	Bank of America Merrill Lynch	15,272
24,108	Timberland Bancorp Inc	Goldman Sachs	30,617
3,824	Timberland Bancorp Inc	HSBC	3,281

保有高	銘柄	取引相手	未実現評価益/ (損) (米ドル)
	米国(続き)		
6,743	Timberland Bancorp Inc	Morgan Stanley	5,529
(4,377)	Timken Co	Barclays Bank	(131)
(17,436)	Timken Co	Goldman Sachs	(11,856)
(23,661)	Timken Co	HSBC	(141,966)
(16,658)	Timken Co	Morgan Stanley	(500)
13,113	TimkenSteel Corp	Goldman Sachs	4,327
97,889	TimkenSteel Corp	HSBC	42,231
42,657	TimkenSteel Corp	Morgan Stanley	5,545
5,627	Tiptree Inc (REIT)	Goldman Sachs	(1,125)
80,863	Tiptree Inc (REIT)	HSBC	(6,225)
26,493	Tiptree Inc (REIT)	Morgan Stanley	(1,743)
(65,403)	Titan International Inc	Goldman Sachs	(7,848)
(27,464)	Titan International Inc	HSBC	(26,365)
19,727	Titan Machinery Inc	Bank of America Merrill Lynch	29,788
16,441	Titan Machinery Inc	Goldman Sachs	24,826
8,889	Titan Machinery Inc	HSBC	(2,222)
3,925	Titan Machinery Inc	Morgan Stanley	(981)
(26,268)	Tivity Health Inc	Goldman Sachs	(66,983)
(11,301)	Tivity Health Inc	HSBC	(10,629)
(1,609)	Tivity Health Inc	Morgan Stanley	(724)
12,183	TJX Cos Inc	Bank of America Merrill Lynch	18,275
14,195	TJX Cos Inc	Barclays Bank	11,214
6,044	TJX Cos Inc	HSBC	10,214
73,526	TJX Cos Inc	Morgan Stanley	58,086
(2,065)	T-Mobile US Inc	Bank of America Merrill Lynch	(4,626)
(10,833)	T-Mobile US Inc	Barclays Bank	(32,608)
(5,792)	T-Mobile US Inc	Goldman Sachs	(12,974)
(6,104)	T-Mobile US Inc	HSBC	(49,503)
(11,103)	T-Mobile US Inc	Morgan Stanley	(33,420)
(878)	Toll Brothers Inc	Bank of America Merrill Lynch	(1,194)
(4,026)	Toll Brothers Inc	Barclays Bank	4,912
(17,748)	Toll Brothers Inc	Goldman Sachs	(24,138)
(7,498)	Toll Brothers Inc	HSBC	(43,938)
(26,879)	Toll Brothers Inc	Morgan Stanley	32,792
(20,093)	Tompkins Financial Corp	HSBC	(25,932)
(10,702)	Tompkins Financial Corp	Morgan Stanley	15,518
(66,012)	Tootsie Roll Industries Inc	HSBC	(7,283)
(128)	TopBuild Corp	Bank of America Merrill Lynch	685
2,569	TopBuild Corp	Barclays Bank	(27,052)
(1,826)	TopBuild Corp	Barclays Bank	19,228
(6,370)	TopBuild Corp	Goldman Sachs	(21,569)
(6,158)	TopBuild Corp	HSBC	5,384
(13,614)	TopBuild Corp	Morgan Stanley	143,355
(2,008)	Toro Co	Bank of America Merrill Lynch	(3,454)
(8,722)	Toro Co	Barclays Bank	4,099

保有高	銘柄	取引相手	未実現評価益/ (損) (米ドル)
	米国(続き)		
(9,793)	Toro Co	Goldman Sachs	(16,684)
(1,330)	Toro Co	HSBC	(8,073)
(29,571)	Toro Co	Morgan Stanley	13,898
43,171	Towne Bank	Bank of America Merrill Lynch	(16,405)
43,715	Towne Bank	Goldman Sachs	(16,612)
101,134	Towne Bank	HSBC	154,505
63,415	Towne Bank	Morgan Stanley	13,951
35,158	Townsquare Media Inc 'A'	Bank of America Merrill Lynch	21,095
34,504	Townsquare Media Inc 'A'	Goldman Sachs	20,702
8,192	Townsquare Media Inc 'A'	HSBC	(492)
4,856	Townsquare Media Inc 'A'	Morgan Stanley	(291)
15,387	TPG RE Finance Trust Inc (REIT)	Bank of America Merrill Lynch	13,848
22,866	TPG RE Finance Trust Inc (REIT)	Goldman Sachs	20,579
57,254	TPG RE Finance Trust Inc (REIT)	HSBC	61,345
(7,645)	TPI Composites Inc	HSBC	(17,045)
(13,770)	TPI Composites Inc	Morgan Stanley	(20,793)
2,777	Tractor Supply Co	Bank of America Merrill Lynch	19,189
(6,957)	Tractor Supply Co	Bank of America Merrill Lynch	(47,366)
(1,524)	Tractor Supply Co	Barclays Bank	(8,915)
(1,701)	Tractor Supply Co	Goldman Sachs	(12,244)
(43)	Trade Desk Inc 'A'	Bank of America Merrill Lynch	(2,466)
(971)	Trade Desk Inc 'A'	Barclays Bank	(51,595)
(52)	Trade Desk Inc 'A'	Goldman Sachs	(1,753)
(445)	Trade Desk Inc 'A'	HSBC	(58,695)
(3,406)	Trade Desk Inc 'A'	Morgan Stanley	(182,629)
(21,294)	Tradeweb Markets Inc 'A'	Bank of America Merrill Lynch	(3,620)
4,135	Tradeweb Markets Inc 'A'	Bank of America Merrill Lynch	703
(303)	Tradeweb Markets Inc 'A'	Goldman Sachs	(52)
(6,541)	Tradeweb Markets Inc 'A'	HSBC	(13,147)
1,776	Tradeweb Markets Inc 'A'	HSBC	3,570
(1,543)	Tradeweb Markets Inc 'A'	Morgan Stanley	(3,163)
4,118	Tradeweb Markets Inc 'A'	Morgan Stanley	10,677
3,570	Transcat Inc	Bank of America Merrill Lynch	(3,017)
5,038	Transcat Inc	Goldman Sachs	(4,257)
11,643	Transcat Inc	HSBC	14,443
6,777	Transcat Inc	Morgan Stanley	1,322
(11,685)	Translate Bio Inc	HSBC	(26,992)
(10,005)	Translate Bio Inc	Morgan Stanley	(23,112)
2,312	TransMedics Group Inc	Goldman Sachs	1,595
4,535	TransMedics Group Inc	HSBC	4,535
16,178	TransMedics Group Inc	Morgan Stanley	12,457
3,623	TransUnion	Bank of America Merrill Lynch	(11,576)
15,317	TransUnion	Barclays Bank	(34,923)
3,926	TransUnion	Goldman Sachs	(12,799)
2,705	TransUnion	Morgan Stanley	(6,167)

保有高	銘柄	取引相手	未実現評価益/ (損) (米ドル)
	米国(続き)		
(3,398)	TravelCenters of America Inc	Goldman Sachs	(1,121)
(9,297)	TravelCenters of America Inc	HSBC	(3,810)
(6,623)	TravelCenters of America Inc	Morgan Stanley	3,510
(11,666)	Travelers Cos Inc	Goldman Sachs	39,664
(13,631)	Travelers Cos Inc	Morgan Stanley	23,718
4,702	Travere Therapeutics Inc	Goldman Sachs	(4,373)
10,174	Travere Therapeutics Inc	HSBC	4,791
22,342	Travere Therapeutics Inc	Morgan Stanley	(10,501)
5,675	Trean Insurance Group Inc	Bank of America Merrill Lynch	5,562
38,042	Trean Insurance Group Inc	Goldman Sachs	37,281
38,708	Trean Insurance Group Inc	HSBC	111,232
28,135	Trean Insurance Group Inc	Morgan Stanley	2,814
(23,077)	Trecora Resources	Bank of America Merrill Lynch	(4,846)
(5,670)	Trecora Resources	HSBC	(1,361)
(5,596)	Trecora Resources	Morgan Stanley	(616)
(50,205)	Tredegar Corp	Bank of America Merrill Lynch	(22,381)
(43,529)	Tredegar Corp	Goldman Sachs	(21,020)
(42,194)	Tredegar Corp	HSBC	(25,176)
(24,094)	Tredegar Corp	Morgan Stanley	(8,674)
5,146	TreeHouse Foods Inc	Bank of America Merrill Lynch	2,933
(1,859)	TreeHouse Foods Inc	Bank of America Merrill Lynch	(1,060)
5,049	TreeHouse Foods Inc	Barclays Bank	3,585
(1,337)	TreeHouse Foods Inc	Barclays Bank	(949)
6,233	TreeHouse Foods Inc	HSBC	29,295
7,016	TreeHouse Foods Inc	Morgan Stanley	4,981
(6,669)	TreeHouse Foods Inc	Morgan Stanley	(4,735)
1,294	Trex Co Inc	Bank of America Merrill Lynch	1,656
27,369	Trex Co Inc	Goldman Sachs	35,032
7,515	Trex Co Inc	HSBC	21,394
8,789	Trex Co Inc	Morgan Stanley	(16,523)
8,374	TRI Pointe Group Inc	Bank of America Merrill Lynch	(5,108)
29,295	TRI Pointe Group Inc	Goldman Sachs	(18,633)
66,384	TRI Pointe Group Inc	HSBC	46,335
26,314	TRI Pointe Group Inc	Morgan Stanley	(24,735)
(44,913)	Tribune Publishing Co	Bank of America Merrill Lynch	7,186
(5,110)	Tribune Publishing Co	Goldman Sachs	818
(9,006)	Tribune Publishing Co	HSBC	(562)
(18,271)	Tribune Publishing Co	Morgan Stanley	548
9,116	Tricida Inc	Goldman Sachs	4,342
8,386	Tricida Inc	HSBC	2,271
8,336	Tricida Inc	Morgan Stanley	2,001
4,214	TriCo Bancshares	Bank of America Merrill Lynch	1,348
20,816	TriCo Bancshares	Goldman Sachs	6,661
61,985	TriCo Bancshares	HSBC	75,726
37,001	TriCo Bancshares	Morgan Stanley	27,751

保有高	銘柄	取引相手	未実現評価益/ (損) (米ドル)
	米国(続き)		
(3,665)	TriMas Corp	Bank of America Merrill Lynch	2,272
(32,349)	TriMas Corp	Goldman Sachs	20,056
(37,231)	TriMas Corp	HSBC	8,690
(45,990)	TriMas Corp	Morgan Stanley	(6,439)
10,579	Trimble Inc	Bank of America Merrill Lynch	9,627
1,701	Trimble Inc	Barclays Bank	738
2,897	Trimble Inc	Goldman Sachs	5,660
3,671	Trimble Inc	HSBC	7,744
16,359	Trimble Inc	Morgan Stanley	7,176
(3,837)	TriNet Group Inc	Bank of America Merrill Lynch	1,343
(4,341)	TriNet Group Inc	Barclays Bank	(1,519)
(3,641)	TriNet Group Inc	Goldman Sachs	1,274
5,896	TriNet Group Inc	Goldman Sachs	(2,064)
(1,293)	TriNet Group Inc	HSBC	1,125
14,125	TriNet Group Inc	HSBC	(5,876)
(10,949)	TriNet Group Inc	Morgan Stanley	(3,832)
(9,340)	Trinity Industries Inc	Bank of America Merrill Lynch	280
(15,158)	Trinity Industries Inc	Barclays Bank	(13,491)
(25,887)	Trinity Industries Inc	Goldman Sachs	777
(8,527)	Trinity Industries Inc	HSBC	(11,597)
(21,951)	Trinity Industries Inc	Morgan Stanley	(19,536)
(50,634)	Trinity Place Holdings Inc	Bank of America Merrill Lynch	1,013
(16,263)	Trinity Place Holdings Inc	Goldman Sachs	325
(2,631)	Trinity Place Holdings Inc	HSBC	(132)
7,067	TripAdvisor Inc	Barclays Bank	(1,837)
898	TripAdvisor Inc	Goldman Sachs	548
1,028	TripAdvisor Inc	HSBC	2,138
18,232	TripAdvisor Inc	Morgan Stanley	(4,740)
95,127	TriState Capital Holdings Inc	Bank of America Merrill Lynch	(41,856)
14,226	TriState Capital Holdings Inc	Goldman Sachs	(6,259)
30,863	TriState Capital Holdings Inc	HSBC	9,364
2,231	TriState Capital Holdings Inc	Morgan Stanley	201
(826)	Triumph Bancorp Inc	Goldman Sachs	1,139
(12,243)	Triumph Bancorp Inc	Morgan Stanley	10,407
(15,076)	Triumph Group Inc	HSBC	(70,254)
(23,899)	Triumph Group Inc	Morgan Stanley	(11,950)
33,326	TrueBlue Inc	Goldman Sachs	67,319
21,861	TrueBlue Inc	HSBC	49,236
11,408	TrueBlue Inc	Morgan Stanley	7,643
20,914	TrueCar Inc	Bank of America Merrill Lynch	5,019
36,716	TrueCar Inc	Goldman Sachs	8,812
19,654	TrueCar Inc	Morgan Stanley	4,520
(19,454)	Truist Financial Corp	Goldman Sachs	12,645
(4,922)	Truist Financial Corp	HSBC	2,953
(30,423)	Truist Financial Corp	Morgan Stanley	(28,598)

保有高	銘柄	取引相手	未実現評価益/ (損) (米ドル)
	米国(続き)		
4,534	Trupanion Inc	Goldman Sachs	40,081
7,053	Trupanion Inc	HSBC	97,049
(131,283)	TrustCo Bank Corp NY	Goldman Sachs	23,631
(247,691)	TrustCo Bank Corp NY	HSBC	1,970
(41,214)	TrustCo Bank Corp NY	Morgan Stanley	824
39,055	Trustmark Corp	Goldman Sachs	(49,600)
36,717	Trustmark Corp	HSBC	(11,389)
82,383	Trustmark Corp	Morgan Stanley	(24,715)
6,088	TTEC Holdings Inc	Bank of America Merrill Lynch	25,830
4,670	TTEC Holdings Inc	Goldman Sachs	24,051
11,272	TTEC Holdings Inc	HSBC	45,910
12,974	TTEC Holdings Inc	Morgan Stanley	49,431
(81,762)	TTM Technologies Inc	Bank of America Merrill Lynch	(21,116)
(38,523)	TTM Technologies Inc	Goldman Sachs	(10,306)
(47,716)	TTM Technologies Inc	HSBC	(22,842)
(72,146)	TTM Technologies Inc	Morgan Stanley	(25,973)
(31,273)	Tucows Inc 'A'	HSBC	(13,472)
(6,741)	Tupperware Brands Corp	Bank of America Merrill Lynch	(23,526)
(2,955)	Tupperware Brands Corp	HSBC	5,910
(8,043)	Tupperware Brands Corp	Morgan Stanley	16,086
(8,777)	Turning Point Brands Inc	HSBC	(8,338)
(2,323)	Turning Point Brands Inc	Morgan Stanley	(2,207)
(1,109)	Turning Point Therapeutics Inc	Bank of America Merrill Lynch	(2,081)
(3,185)	Turning Point Therapeutics Inc	Barclays Bank	(5,701)
(3,500)	Turning Point Therapeutics Inc	HSBC	21,350
(7,026)	Turning Point Therapeutics Inc	Morgan Stanley	(12,577)
(34,784)	Turtle Beach Corp	HSBC	(63,039)
35,226	Tutor Perini Corp	Goldman Sachs	(7,045)
5,419	Tutor Perini Corp	HSBC	2,272
359	Twilio Inc 'A' Bank of America	Merrill Lynch	14,705
353	Twilio Inc 'A'	Barclays Bank	6,269
89	Twilio Inc 'A'	HSBC	4,048
(1,211)	Twin Disc Inc	Bank of America Merrill Lynch	(388)
(7,646)	Twin Disc Inc	Goldman Sachs	(2,447)
(31,027)	Twin Disc Inc	HSBC	(35,061)
(20,557)	Twin Disc Inc	Morgan Stanley	(9,456)
414	Twist Bioscience Corp	Bank of America Merrill Lynch	2,004
1,443	Twist Bioscience Corp	Goldman Sachs	6,984
5,688	Twist Bioscience Corp	HSBC	(47,210)
705	Twist Bioscience Corp	Morgan Stanley	(5,852)
16,419	Twitter Inc	Bank of America Merrill Lynch	55,973
5,812	Twitter Inc	Barclays Bank	6,969
1,154	Twitter Inc	Goldman Sachs	1,378
19,798	Twitter Inc	Morgan Stanley	23,738
(15,614)	Two Harbors Investment Corp (REIT)	Bank of America Merrill Lynch	1,841

保有高	銘柄	取引相手	未実現評価益/ (損) (米ドル)
	米国(続き)		
(25,458)	Two Harbors Investment Corp (REIT)	Goldman Sachs	1,468
(164,778)	Two Harbors Investment Corp (REIT)	HSBC	(70,870)
(47,401)	Two Harbors Investment Corp (REIT)	Morgan Stanley	7,584
(2,175)	Tyler Technologies Inc	HSBC	(12,376)
(6,505)	Tyler Technologies Inc	Morgan Stanley	(81,898)
(5,434)	Tyson Foods Inc 'A'	Bank of America Merrill Lynch	2,227
(2,657)	Tyson Foods Inc 'A'	Barclays Bank	(980)
(7,325)	Tyson Foods Inc 'A'	Goldman Sachs	3,003
(34,217)	Tyson Foods Inc 'A'	Morgan Stanley	(41,061)
(6,185)	Uber Technologies Inc	Barclays Bank	1,918
(18,000)	Uber Technologies Inc	Morgan Stanley	(4,500)
(81)	Ubiquiti Inc	Bank of America Merrill Lynch	589
(2,005)	Ubiquiti Inc	Barclays Bank	(2,566)
1,935	Ubiquiti Inc	Barclays Bank	2,477
(663)	Ubiquiti Inc	HSBC	7,664
(1,466)	Ubiquiti Inc	Morgan Stanley	(1,876)
1,257	UDR Inc (REIT)	Barclays Bank	(632)
7,926	UDR Inc (REIT)	Goldman Sachs	(8,798)
23,293	UDR Inc (REIT)	HSBC	23,526
61,500	UDR Inc (REIT)	Morgan Stanley	(31,365)
(17,852)	UFP Industries Inc	Bank of America Merrill Lynch	1,607
527	UFP Industries Inc	Barclays Bank	(638)
(10,200)	UFP Industries Inc	Barclays Bank	12,342
714	UFP Industries Inc	Goldman Sachs	(64)
(42,540)	UFP Industries Inc	Goldman Sachs	3,829
389	UFP Industries Inc	HSBC	412
(17,036)	UFP Industries Inc	HSBC	(18,058)
(27,780)	UFP Industries Inc	Morgan Stanley	33,614
(7,596)	UFP Technologies Inc	Bank of America Merrill Lynch	(3,722)
(6,839)	UFP Technologies Inc	Goldman Sachs	(3,580)
(11,070)	UFP Technologies Inc	HSBC	(5,471)
(5,844)	UFP Technologies Inc	Morgan Stanley	(5,493)
(31,793)	UGI Corp	Barclays Bank	(507)
(52,363)	UGI Corp	Goldman Sachs	253
(14,659)	UGI Corp	HSBC	(35,329)
(14,842)	UGI Corp	Morgan Stanley	(3,414)
(636)	Ulta Beauty Inc	Barclays Bank	1,952
(7,413)	Ulta Beauty Inc	Morgan Stanley	20,311
(23,489)	Ultra Clean Holdings Inc	Goldman Sachs	(92,077)
(19,877)	Ultra Clean Holdings Inc	HSBC	(61,154)
(10,441)	Ultra Clean Holdings Inc	Morgan Stanley	(12,320)
8,741	Ultragenyx Pharmaceutical Inc	Bank of America Merrill Lynch	18,094
(2,001)	Ultragenyx Pharmaceutical Inc	HSBC	(14,047)
2,406	Ultragenyx Pharmaceutical Inc	HSBC	16,890
(6,233)	Ultragenyx Pharmaceutical Inc	Morgan Stanley	(37,710)

保有高	銘柄	取引相手	未実現評価益/ (損) (米ドル)
	米国(続き)		
3,927	Ultragenyx Pharmaceutical Inc	Morgan Stanley	23,758
(14,825)	Ultralife Corp	HSBC	(10,541)
(43,354)	Ultralife Corp	Morgan Stanley	35,117
(9,791)	UMB Financial Corp	Bank of America Merrill Lynch	(4,043)
(13,711)	UMB Financial Corp	Goldman Sachs	6,521
(17,090)	UMB Financial Corp	HSBC	(32,771)
(11,031)	UMB Financial Corp	Morgan Stanley	(5,736)
(38,707)	UMH Properties Inc (REIT)	Bank of America Merrill Lynch	10,064
(138,160)	UMH Properties Inc (REIT)	Goldman Sachs	35,922
(30,271)	UMH Properties Inc (REIT)	HSBC	(3,721)
(93,623)	UMH Properties Inc (REIT)	Morgan Stanley	(3,745)
11,115	Umpqua Holdings Corp	Bank of America Merrill Lynch	(1,334)
12,063	Umpqua Holdings Corp	Barclays Bank	603
16,162	Umpqua Holdings Corp	Goldman Sachs	(1,237)
24,374	Umpqua Holdings Corp	HSBC	13,649
20,890	Umpqua Holdings Corp	Morgan Stanley	1,045
(67,033)	Umpqua Holdings Corp	Morgan Stanley	(3,352)
20,194	Under Armour Inc 'A'	Bank of America Merrill Lynch	15,953
12,179	Under Armour Inc 'A'	Barclays Bank	122
60,604	Under Armour Inc 'A'	Morgan Stanley	606
(46,377)	Unifi Inc	Morgan Stanley	5,565
(3,064)	UniFirst Corp	Bank of America Merrill Lynch	10,387
617	UniFirst Corp	Barclays Bank	(648)
882	UniFirst Corp	Goldman Sachs	(2,990)
(5,471)	UniFirst Corp	Goldman Sachs	18,403
2,272	UniFirst Corp	HSBC	17,381
(3,207)	UniFirst Corp	HSBC	(24,534)
1,962	UniFirst Corp	Morgan Stanley	(2,060)
(9,725)	UniFirst Corp	Morgan Stanley	10,211
(2,465)	Union Bankshares Inc	Bank of America Merrill Lynch	(3,685)
(607)	Union Pacific Corp	Bank of America Merrill Lynch	(1,518)
7,548	Union Pacific Corp	Bank of America Merrill Lynch	(2,189)
(325)	Union Pacific Corp	Barclays Bank	257
1,163	Union Pacific Corp	Barclays Bank	(1,128)
(530)	Union Pacific Corp	Goldman Sachs	1,338
239	Union Pacific Corp	HSBC	1,557
(11,974)	Union Pacific Corp	Morgan Stanley	11,615
1,509	Union Pacific Corp	Morgan Stanley	(1,464)
(41,498)	Unisys Corp	HSBC	(50,213)
(38,265)	Unisys Corp	Morgan Stanley	(15,689)
(1,843)	United Airlines Holdings Inc	Bank of America Merrill Lynch	(8,820)
(8,565)	United Airlines Holdings Inc	Barclays Bank	(40,084)
(2,450)	United Airlines Holdings Inc	Goldman Sachs	(11,295)
1,270	United Airlines Holdings Inc	HSBC	5,448
(20,348)	United Airlines Holdings Inc	Morgan Stanley	(95,229)

保有高	銘柄	取引相手	未実現評価益/ (損) (米ドル)
	米国(続き)		
16,095	United Airlines Holdings Inc	Morgan Stanley	75,325
(40,010)	United Bankshares Inc	Bank of America Merrill Lynch	15,318
(7,835)	United Bankshares Inc	Barclays Bank	(311)
(45,515)	United Bankshares Inc	Goldman Sachs	34,040
(33,833)	United Bankshares Inc	HSBC	(21,270)
(59,823)	United Bankshares Inc	Morgan Stanley	(13,760)
138,377	United Community Banks Inc	Bank of America Merrill Lynch	(123,156)
21,131	United Community Banks Inc	Goldman Sachs	(18,807)
10,834	United Fire Group Inc	Bank of America Merrill Lynch	(14,518)
13,073	United Fire Group Inc	Goldman Sachs	(17,518)
31,958	United Fire Group Inc	HSBC	10,413
40,077	United Fire Group Inc	Morgan Stanley	(16,031)
17,301	United Insurance Holdings Corp	Bank of America Merrill Lynch	6,920
16,712	United Insurance Holdings Corp	Goldman Sachs	6,685
91,090	United Insurance Holdings Corp	HSBC	28,003
35,594	United Insurance Holdings Corp	Morgan Stanley	15,305
12,005	United Natural Foods Inc	Bank of America Merrill Lynch	12,485
6,357	United Natural Foods Inc	HSBC	11,888
(1,763)	United Parcel Service Inc ' B '	Bank of America Merrill Lynch	(4,706)
(2,650)	United Parcel Service Inc ' B '	Barclays Bank	(9,805)
(1,211)	United Parcel Service Inc ' B '	Goldman Sachs	(3,337)
6,282	United Parcel Service Inc ' B '	Goldman Sachs	11,685
(3,765)	United Parcel Service Inc ' B '	HSBC	(26,656)
1,575	United Parcel Service Inc ' B '	HSBC	11,151
(8,762)	United Parcel Service Inc ' B '	Morgan Stanley	(32,419)
(805)	United Rentals Inc	Barclays Bank	484
(5,403)	United Rentals Inc	HSBC	(131,725)
(1,319)	United Rentals Inc	Morgan Stanley	(5,131)
13,505	United Security Bancshares	Goldman Sachs	(1,891)
37,020	United Security Bancshares	HSBC	9,701
29,114	United Security Bancshares	Morgan Stanley	1,165
2,146	United States Cellular Corp	Bank of America Merrill Lynch	1,030
2,289	United States Cellular Corp	Barclays Bank	2,105
22,712	United States Cellular Corp	Goldman Sachs	10,902
23,541	United States Cellular Corp	HSBC	35,547
28,420	United States Cellular Corp	Morgan Stanley	26,146
(5,726)	United States Lime & Minerals Inc	Bank of America Merrill Lynch	(43,378)
(396)	United States Lime & Minerals Inc	Goldman Sachs	(3,541)
(370)	United States Lime & Minerals Inc	HSBC	(5,583)
(791)	United States Lime & Minerals Inc	Morgan Stanley	(11,936)
(77,272)	United States Steel Corp	HSBC	(222,543)
(1,211)	United Therapeutics Corp	Bank of America Merrill Lynch	12,498
1,855	United Therapeutics Corp	HSBC	(6,771)
5,043	United Therapeutics Corp	Morgan Stanley	(26,022)
(398)	UnitedHealth Group Inc	Bank of America Merrill Lynch	4,985

保有高	銘柄	取引相手	未実現評価益/ (損) (米ドル)
	米国(続き)		
(1,252)	UnitedHealth Group Inc	Barclays Bank	(3,268)
(2,625)	UnitedHealth Group Inc	Goldman Sachs	43,102
(2,631)	UnitedHealth Group Inc	HSBC	32,440
(2,454)	UnitedHealth Group Inc	Morgan Stanley	(6,405)
(37,977)	Uniti Group Inc (REIT)	Bank of America Merrill Lynch	(31,521)
(16,330)	Uniti Group Inc (REIT)	Goldman Sachs	(13,554)
(47,955)	Uniti Group Inc (REIT)	HSBC	(49,394)
(34,325)	Uniti Group Inc (REIT)	Morgan Stanley	(8,582)
(16,834)	Unitil Corp	Bank of America Merrill Lynch	(44,105)
(19,442)	Unitil Corp	Goldman Sachs	(50,938)
(41,558)	Unitil Corp	HSBC	(138,654)
(18,880)	Unitil Corp	Morgan Stanley	(19,446)
5,009	Unity Bancorp Inc	Bank of America Merrill Lynch	4,283
10,788	Unity Bancorp Inc	Goldman Sachs	9,224
4,892	Unity Bancorp Inc	Morgan Stanley	6,531
101,440	UNITY Biotechnology Inc	Bank of America Merrill Lynch	133,901
14,152	UNITY Biotechnology Inc	Goldman Sachs	18,681
4,032	Unity Software Inc	Barclays Bank	70,762
11,346	Unity Software Inc	Morgan Stanley	199,122
(9,257)	Univar Solutions Inc	Bank of America Merrill Lynch	741
7,809	Univar Solutions Inc	Barclays Bank	156
(12,538)	Univar Solutions Inc	Goldman Sachs	1,003
4,638	Univar Solutions Inc	Goldman Sachs	(371)
(21,315)	Univar Solutions Inc	HSBC	(11,297)
5,461	Univar Solutions Inc	HSBC	2,894
(39,701)	Univar Solutions Inc	Morgan Stanley	(794)
27,487	Univar Solutions Inc	Morgan Stanley	101
(57,707)	Universal Corp	Goldman Sachs	35,201
(17,928)	Universal Corp	HSBC	(51,199)
(54,213)	Universal Corp	Morgan Stanley	(10,843)
(1,159)	Universal Display Corp	Goldman Sachs	(12,723)
(1,482)	Universal Display Corp	HSBC	(22,912)
(9,831)	Universal Display Corp	Morgan Stanley	(72,946)
(1,410)	Universal Electronics Inc	Bank of America Merrill Lynch	(5,147)
(5,855)	Universal Electronics Inc	Goldman Sachs	(21,371)
(14,540)	Universal Electronics Inc	HSBC	(113,308)
(12,455)	Universal Electronics Inc	Morgan Stanley	(17,063)
(12,380)	Universal Health Realty Income Trust (REIT)	Bank of America Merrill Lynch	(12,837)
(2,986)	Universal Health Realty Income Trust (REIT)	Goldman Sachs	(2,147)
(9,800)	Universal Health Realty Income Trust (REIT)	HSBC	(44,688)
(4,714)	Universal Health Realty Income Trust (REIT)	Morgan Stanley	(10,135)
(1,057)	Universal Health Services Inc 'B'	Bank of America Merrill Lynch	1,617
(906)	Universal Health Services Inc 'B'	Barclays Bank	(136)
(1,507)	Universal Health Services Inc 'B'	Goldman Sachs	3,241
(21,189)	Universal Health Services Inc 'B'	Morgan Stanley	(3,178)

保有高	銘柄	取引相手	未実現評価益/ (損) (米ドル)
	米国(続き)		
14,058	Universal Insurance Holdings Inc	Bank of America Merrill Lynch	(1,265)
13,218	Universal Insurance Holdings Inc	Goldman Sachs	(1,190)
42,066	Universal Insurance Holdings Inc	HSBC	13,475
15,536	Universal Insurance Holdings Inc	Morgan Stanley	(5,438)
40,702	Universal Logistics Holdings Inc	Bank of America Merrill Lynch	(45,586)
14,742	Universal Logistics Holdings Inc	HSBC	2,490
5,985	Universal Logistics Holdings Inc	Morgan Stanley	658
15,835	Universal Technical Institute Inc	Bank of America Merrill Lynch	10,293
28,491	Universal Technical Institute Inc	Goldman Sachs	18,519
7,929	Universal Technical Institute Inc	HSBC	4,678
14,565	Universal Technical Institute Inc	Morgan Stanley	2,185
118,204	Univest Financial Corp	Bank of America Merrill Lynch	(49,646)
67,782	Univest Financial Corp	Goldman Sachs	(28,468)
67,603	Univest Financial Corp	HSBC	33,661
28,749	Univest Financial Corp	Morgan Stanley	2,875
43,338	Unum Group	Bank of America Merrill Lynch	63,707
3,679	Unum Group	Barclays Bank	1,876
(8,102)	Unum Group	Barclays Bank	(4,132)
6,181	Unum Group	Goldman Sachs	9,086
(31,876)	Unum Group	Goldman Sachs	(46,858)
3,106	Unum Group	Morgan Stanley	1,584
(13,330)	Unum Group	Morgan Stanley	(6,798)
(7,441)	Upland Software Inc	Goldman Sachs	(25,299)
(3,619)	Upland Software Inc	HSBC	(8,686)
(16,174)	Upland Software Inc	Morgan Stanley	(29,598)
(6,468)	Upwork Inc	Bank of America Merrill Lynch	3,380
(1,154)	Upwork Inc	Barclays Bank	1,142
(8,260)	Upwork Inc	Goldman Sachs	2,760
(11,642)	Upwork Inc	Morgan Stanley	11,526
(49,363)	Urban Edge Properties (REIT)	Goldman Sachs	(14,315)
(72,246)	Urban Edge Properties (REIT)	HSBC	(96,087)
(66,556)	Urban Edge Properties (REIT)	Morgan Stanley	7,321
26,831	Urban Outfitters Inc	Bank of America Merrill Lynch	2,683
5,699	Urban Outfitters Inc	HSBC	9,517
9,237	Urban Outfitters Inc	Morgan Stanley	(32,699)
(71,447)	Urstadt Biddle Properties Inc 'A' (REIT)	Goldman Sachs	(162,899)
(56,493)	Urstadt Biddle Properties Inc 'A' (REIT)	HSBC	(118,869)
(60,195)	Urstadt Biddle Properties Inc 'A' (REIT)	Morgan Stanley	(25,282)
(11,842)	US Bancorp	Bank of America Merrill Lynch	474
27,528	US Bancorp	Bank of America Merrill Lynch	(1,101)
14,968	US Bancorp	Barclays Bank	17,213
(12,295)	US Bancorp	Goldman Sachs	492
(9,555)	US Bancorp	HSBC	(764)
(25,939)	US Bancorp	Morgan Stanley	(29,830)
9,484	US Bancorp	Morgan Stanley	10,907

保有高	銘柄	取引相手	未実現評価益/ (損) (米ドル)
	米国(続き)		
3,283	US Concrete Inc	Bank of America Merrill Lynch	(2,331)
6,960	US Concrete Inc	Goldman Sachs	(4,942)
27,059	US Concrete Inc	HSBC	6,033
7,706	US Concrete Inc	Morgan Stanley	(2,851)
(11,315)	US Ecology Inc	Bank of America Merrill Lynch	2,829
(32,199)	US Ecology Inc	Goldman Sachs	8,050
(35,894)	US Ecology Inc	HSBC	(5,831)
(39,968)	US Ecology Inc	Morgan Stanley	(15,188)
2,107	US Foods Holding Corp	Barclays Bank	2,044
(4,754)	US Foods Holding Corp	Goldman Sachs	(1,664)
(2,212)	US Foods Holding Corp	HSBC	(3,230)
3,111	US Foods Holding Corp	HSBC	5,064
(4,932)	US Foods Holding Corp	Morgan Stanley	(4,784)
3,568	US Physical Therapy Inc	HSBC	(2,034)
6,695	US Physical Therapy Inc	Morgan Stanley	(3,816)
7,208	US Silica Holdings Inc	Bank of America Merrill Lynch	8,650
17,119	US Silica Holdings Inc	Goldman Sachs	20,543
12,770	US Silica Holdings Inc	HSBC	17,495
32,857	US Xpress Enterprises Inc 'A'	HSBC	12,486
7,035	US Xpress Enterprises Inc 'A'	Morgan Stanley	(211)
(10,764)	USA Technologies Inc	Goldman Sachs	(2,045)
(14,573)	USA Technologies Inc	HSBC	(3,789)
2,915	USANA Health Sciences Inc	Bank of America Merrill Lynch	(816)
2,588	USANA Health Sciences Inc	Goldman Sachs	(725)
6,837	USANA Health Sciences Inc	HSBC	(7,897)
3,050	USANA Health Sciences Inc	Morgan Stanley	(3,782)
(3,203)	Utah Medical Products Inc	Bank of America Merrill Lynch	(19,698)
(3,591)	Utah Medical Products Inc	Goldman Sachs	(22,085)
(6,753)	Utah Medical Products Inc	HSBC	(32,958)
(3,750)	Utah Medical Products Inc	Morgan Stanley	(11,400)
13,975	Utz Brands Inc	Bank of America Merrill Lynch	15,233
31,916	Utz Brands Inc	HSBC	14,681
25,737	Utz Brands Inc	Morgan Stanley	11,839
(369)	Vail Resorts Inc	Bank of America Merrill Lynch	(4,804)
(387)	Vail Resorts Inc	Barclays Bank	766
(907)	Vail Resorts Inc	Goldman Sachs	(10,984)
(1,097)	Vail Resorts Inc	Morgan Stanley	(5,529)
721	Valero Energy Corp	Bank of America Merrill Lynch	209
7,424	Valero Energy Corp	Barclays Bank	(4,317)
7,635	Valero Energy Corp	Goldman Sachs	1,985
4,591	Valero Energy Corp	HSBC	26,483
22,208	Valero Energy Corp	Morgan Stanley	(3,553)
(4,085)	Valhi Inc	Bank of America Merrill Lynch	(8,946)
(666)	Valhi Inc	Goldman Sachs	(1,459)
(579)	Valhi Inc	HSBC	(1,465)

保有高	銘柄	取引相手	未実現評価益/ (損) (米ドル)
	米国(続き)		
(786)	Valhi Inc	Morgan Stanley	(1,415)
(423,114)	Valley National Bancorp	Bank of America Merrill Lynch	(10,578)
(24,795)	Valley National Bancorp	Barclays Bank	(620)
(36,908)	Valley National Bancorp	Goldman Sachs	(923)
(90,548)	Valley National Bancorp	HSBC	(72,891)
(443,667)	Valley National Bancorp	Morgan Stanley	(11,092)
(2,585)	Valmont Industries Inc	Bank of America Merrill Lynch	(5,609)
424	Valmont Industries Inc	HSBC	4,206
(1,046)	Valmont Industries Inc	Morgan Stanley	(973)
5,007	Valmont Industries Inc	Morgan Stanley	4,657
(1,091)	Value Line Inc	Bank of America Merrill Lynch	2,498
(400)	Value Line Inc	Goldman Sachs	916
(1,631)	Value Line Inc	HSBC	4,495
6,329	Valvoline Inc	Bank of America Merrill Lynch	4,177
1,921	Valvoline Inc	Barclays Bank	(342)
19,070	Valvoline Inc	Goldman Sachs	11,604
15,898	Valvoline Inc	HSBC	10,016
30,458	Valvoline Inc	Morgan Stanley	3,502
3,784	Vanda Pharmaceuticals Inc	Bank of America Merrill Lynch	(2,952)
19,737	Vanda Pharmaceuticals Inc	Goldman Sachs	(15,395)
13,363	Vanda Pharmaceuticals Inc	HSBC	2,539
18,898	Vanda Pharmaceuticals Inc	Morgan Stanley	3,591
(6,750)	Vapotherm Inc	Bank of America Merrill Lynch	13,365
(3,327)	Vapotherm Inc	Goldman Sachs	4,457
(3,291)	Vapotherm Inc	HSBC	(5,412)
(2,494)	Vapotherm Inc	Morgan Stanley	1,097
2,727	Varex Imaging Corp	Bank of America Merrill Lynch	5,427
8,175	Varex Imaging Corp	Goldman Sachs	16,268
35,249	Varex Imaging Corp	HSBC	54,283
53,178	Varex Imaging Corp	Morgan Stanley	23,398
2,497	Varonis Systems Inc	Bank of America Merrill Lynch	8,254
2,517	Varonis Systems Inc	Barclays Bank	3,353
9,734	Varonis Systems Inc	Goldman Sachs	41,470
14,395	Varonis Systems Inc	HSBC	18,924
10,261	Varonis Systems Inc	Morgan Stanley	12,723
(27,702)	Vaxart Inc	Goldman Sachs	(61,775)
(4,291)	Vaxart Inc	HSBC	(18,451)
(12,255)	Vaxcyte Inc	HSBC	17,770
(43,100)	Vector Group Ltd	Bank of America Merrill Lynch	19,395
(14,184)	Vector Group Ltd	Goldman Sachs	6,383
(25,822)	Vector Group Ltd	HSBC	(1,291)
(39,263)	Vector Group Ltd	Morgan Stanley	(1,963)
8,059	Vectrus Inc	Bank of America Merrill Lynch	18,939
16,190	Vectrus Inc	Goldman Sachs	38,047
11,460	Vectrus Inc	HSBC	32,410

保有高	銘柄	取引相手	未実現評価益/ (損) (米ドル)
	米国(続き)		
16,127	Vectrus Inc	Morgan Stanley	(4,032)
(21,565)	Veeco Instruments Inc	Bank of America Merrill Lynch	(22,212)
(36,608)	Veeco Instruments Inc	HSBC	(51,863)
(19,241)	Veeco Instruments Inc	Morgan Stanley	(11,160)
1,259	Veeva Systems Inc 'A'	Bank of America Merrill Lynch	17,815
682	Veeva Systems Inc 'A'	Barclays Bank	4,453
2,609	Veeva Systems Inc 'A'	Goldman Sachs	36,917
655	Veeva Systems Inc 'A'	HSBC	6,373
3,298	Veeva Systems Inc 'A'	Morgan Stanley	21,536
1,221	Velocity Financial Inc	Bank of America Merrill Lynch	391
18,211	Velocity Financial Inc	HSBC	19,850
15,185	Velocity Financial Inc	Morgan Stanley	(759)
(3,720)	Ventas Inc (REIT)	Bank of America Merrill Lynch	7,849
(14,417)	Ventas Inc (REIT)	Barclays Bank	(1,441)
(8,463)	Ventas Inc (REIT)	Goldman Sachs	16,069
(6,846)	Ventas Inc (REIT)	Morgan Stanley	(685)
(7,254)	Venus Concept Inc	Goldman Sachs	41
(9,438)	Vera Bradley Inc	Goldman Sachs	(8,117)
(19,110)	Vera Bradley Inc	HSBC	12,613
4,412	Veracyte Inc	Goldman Sachs	27,024
13,355	Veracyte Inc	HSBC	20,901
(190,632)	Verastem Inc	Bank of America Merrill Lynch	(88,057)
(25,545)	Verastem Inc	Morgan Stanley	(12,900)
(373,514)	VEREIT Inc (REIT)	Bank of America Merrill Lynch	63,497
81,312	VEREIT Inc (REIT)	Barclays Bank	4,954
42,600	VEREIT Inc (REIT)	Goldman Sachs	2,034
(14,078)	VEREIT Inc (REIT)	HSBC	(1,830)
(8,231)	VEREIT Inc (REIT)	Morgan Stanley	(823)
(26,084)	Vericel Corp	HSBC	(27,649)
(12,222)	Vericel Corp	Morgan Stanley	(21,877)
(13,879)	Verint Systems Inc	Barclays Bank	(29,562)
(15,162)	Verint Systems Inc	Goldman Sachs	(45,518)
(17,535)	Verint Systems Inc	HSBC	(106,788)
(6,963)	Verint Systems Inc	Morgan Stanley	(14,831)
40,596	Verint Systems Inc	Morgan Stanley	86,469
731	VeriSign Inc	Barclays Bank	1,360
(3,193)	VeriSign Inc	Barclays Bank	(5,939)
4,595	VeriSign Inc	Goldman Sachs	16,312
(2,820)	VeriSign Inc	HSBC	14,185
(4,073)	VeriSign Inc	Morgan Stanley	(7,576)
6,436	Verisk Analytics Inc	Barclays Bank	15,253
6,033	Verisk Analytics Inc	Goldman Sachs	(28,717)
7,181	Verisk Analytics Inc	HSBC	30,017
13,887	Verisk Analytics Inc	Morgan Stanley	35,525
(22,653)	Veritex Holdings Inc	Goldman Sachs	17,443

保有高	銘柄	取引相手	未実現評価益/ (損) (米ドル)
	米国(続き)		
(20,845)	Veritex Holdings Inc	HSBC	(3,961)
(41,872)	Veritex Holdings Inc	Morgan Stanley	(5,443)
6,228	Veritiv Corp	HSBC	(10,276)
6,265	Veritiv Corp	Morgan Stanley	5,639
(21,235)	Veritone Inc	HSBC	(174,955)
(23,680)	Verizon Communications Inc	Barclays Bank	1,438
(98,969)	Verizon Communications Inc	Goldman Sachs	59,382
(19,825)	Verizon Communications Inc	HSBC	(8,921)
18,212	Verra Mobility Corp	Goldman Sachs	3,278
65,046	Verra Mobility Corp	HSBC	3,809
37,492	Verra Mobility Corp	Morgan Stanley	(8,436)
(4,709)	Verrica Pharmaceuticals Inc	Bank of America Merrill Lynch	(3,296)
(12,429)	Verrica Pharmaceuticals Inc	Goldman Sachs	(8,700)
(5,383)	Verrica Pharmaceuticals Inc	HSBC	(1,633)
(2,050)	Verrica Pharmaceuticals Inc	Morgan Stanley	800
(40,204)	Verso Corp ' A '	Bank of America Merrill Lynch	(47,039)
(32,445)	Verso Corp ' A '	Goldman Sachs	(37,961)
(35,107)	Verso Corp ' A '	HSBC	(15,723)
(14,584)	Verso Corp ' A '	Morgan Stanley	(2,188)
600	Vertex Pharmaceuticals Inc	Barclays Bank	6,024
1,077	Vertex Pharmaceuticals Inc	Goldman Sachs	8,785
(264)	Vertex Pharmaceuticals Inc	Goldman Sachs	(1,867)
935	Vertex Pharmaceuticals Inc	HSBC	5,412
9,553	Vertex Pharmaceuticals Inc	Morgan Stanley	95,912
(3,053)	Vertex Pharmaceuticals Inc	Morgan Stanley	(30,652)
9,528	Vertiv Holdings Co	Bank of America Merrill Lynch	5,066
5,695	Vertiv Holdings Co	Barclays Bank	(285)
8,874	Vertiv Holdings Co	Goldman Sachs	5,768
21,566	Vertiv Holdings Co	HSBC	11,922
17,260	Vertiv Holdings Co	Morgan Stanley	(863)
(37,943)	Veru Inc	Goldman Sachs	(12,521)
(243,725)	Veru Inc	HSBC	(45,232)
(31,186)	Veru Inc	Morgan Stanley	936
(7,615)	VF Corp	Bank of America Merrill Lynch	(14,132)
(16,398)	VF Corp	Barclays Bank	36,403
(7,191)	VF Corp	Goldman Sachs	(14,742)
(11,994)	VF Corp	Morgan Stanley	26,627
7,116	ViacomCBS Inc ' A '	Bank of America Merrill Lynch	21,918
3,333	ViacomCBS Inc ' A '	Barclays Bank	466
2,470	ViacomCBS Inc ' A '	Goldman Sachs	7,607
12,814	ViacomCBS Inc ' A '	HSBC	72,271
14,097	ViacomCBS Inc ' A '	Morgan Stanley	1,974
16,885	ViacomCBS Inc ' B '	Bank of America Merrill Lynch	54,539
1,098	ViacomCBS Inc ' B '	HSBC	303
21,740	ViacomCBS Inc ' B '	Morgan Stanley	11,087

保有高	銘柄	取引相手	未実現評価益/ (損) (米ドル)
	米国(続き)		
1,657	Viad Corp	Goldman Sachs	1,839
7,611	Viad Corp	HSBC	31,053
9,038	Viad Corp	Morgan Stanley	(4,519)
7,022	ViaSat Inc	Barclays Bank	(6,109)
11,865	ViaSat Inc	Goldman Sachs	(22,069)
576	ViaSat Inc	HSBC	(870)
22,499	ViaSat Inc	Morgan Stanley	(19,573)
8,340	Viatrix Inc	Bank of America Merrill Lynch	8,924
7,793	Viatrix Inc	Barclays Bank	1,208
26,483	Viatrix Inc	Goldman Sachs	29,852
5,943	Viatrix Inc	HSBC	10,727
20,444	Viatrix Inc	Morgan Stanley	3,169
(91,442)	Viavi Solutions Inc	Bank of America Merrill Lynch	(36,198)
(63,962)	Viavi Solutions Inc	Barclays Bank	5,756
(17,062)	Viavi Solutions Inc	Goldman Sachs	(7,337)
(189,764)	Viavi Solutions Inc	HSBC	(49,314)
(189,730)	Viavi Solutions Inc	Morgan Stanley	17,076
34,760	VICI Properties Inc (REIT)	Bank of America Merrill Lynch	(29,546)
36,570	VICI Properties Inc (REIT)	Barclays Bank	(27,062)
7,512	VICI Properties Inc (REIT)	HSBC	11,494
4,922	VICI Properties Inc (REIT)	Morgan Stanley	(3,642)
1,854	Vicor Corp	Bank of America Merrill Lynch	5,469
2,349	Vicor Corp	Goldman Sachs	6,930
9,310	Vicor Corp	HSBC	21,973
(13,691)	Viela Bio Inc	HSBC	(58,187)
(55,373)	ViewRay Inc	Goldman Sachs	(2,769)
(71,434)	ViewRay Inc	HSBC	(55,004)
(27,170)	Viking Therapeutics Inc	Bank of America Merrill Lynch	(8,966)
(46,443)	Viking Therapeutics Inc	Goldman Sachs	(15,326)
(98,079)	Viking Therapeutics Inc	HSBC	(25,494)
(29,861)	Village Super Market Inc 'A'	Bank of America Merrill Lynch	24,776
(17,458)	Village Super Market Inc 'A'	Goldman Sachs	15,169
(29,514)	Village Super Market Inc 'A'	HSBC	9,298
(8,139)	Village Super Market Inc 'A'	Morgan Stanley	3,337
(11,185)	Vince Holding Corp	HSBC	2,573
(13,891)	Vince Holding Corp	Morgan Stanley	3,195
2,273	Vir Biotechnology Inc	Bank of America Merrill Lynch	7,069
1,167	Vir Biotechnology Inc	HSBC	5,065
3,694	Vir Biotechnology Inc	Morgan Stanley	7,167
(2,154)	Virgin Galactic Holdings Inc	Bank of America Merrill Lynch	(12,946)
(7,428)	Virgin Galactic Holdings Inc	Barclays Bank	(14,782)
(3,919)	Virgin Galactic Holdings Inc	Goldman Sachs	(23,553)
(218,890)	VirnetX Holding Corp	Goldman Sachs	(43,778)
(1,523)	Virtu Financial Inc 'A'	Bank of America Merrill Lynch	518
(7,451)	Virtu Financial Inc 'A'	Barclays Bank	(745)

保有高	銘柄	取引相手	未実現評価益/ (損) (米ドル)
	米国(続き)		
(9,077)	Virtu Financial Inc 'A'	Goldman Sachs	3,087
(2,586)	Virtu Financial Inc 'A'	HSBC	672
(10,056)	Virtu Financial Inc 'A'	Morgan Stanley	(1,006)
2,897	Virtus Investment Partners Inc	HSBC	31,942
8,227	Virtus Investment Partners Inc	Morgan Stanley	19,251
8,805	Visa Inc 'A'	Barclays Bank	7,351
30,682	Visa Inc 'A'	Morgan Stanley	31,296
(1,240)	Vishay Intertechnology Inc	Bank of America Merrill Lynch	(508)
(6,534)	Vishay Intertechnology Inc	Barclays Bank	(2,940)
(50,866)	Vishay Intertechnology Inc	Goldman Sachs	(20,137)
(92,434)	Vishay Intertechnology Inc	HSBC	(114,617)
(269,481)	Vishay Intertechnology Inc	Morgan Stanley	(121,266)
(5,721)	Vishay Precision Group Inc	Goldman Sachs	(4,405)
(26,207)	Vishay Precision Group Inc	HSBC	(47,827)
(28,128)	Vishay Precision Group Inc	Morgan Stanley	(10,407)
9,969	Visteon Corp	Bank of America Merrill Lynch	100,388
7,293	Visteon Corp	HSBC	(3,574)
3,593	Visteon Corp	Morgan Stanley	(1,761)
(18,768)	Vistra Corp	Bank of America Merrill Lynch	10,135
18,896	Vistra Corp	Bank of America Merrill Lynch	(10,204)
(15,431)	Vistra Corp	Barclays Bank	(10,647)
3,886	Vistra Corp	Barclays Bank	107
(11,363)	Vistra Corp	Goldman Sachs	6,136
3,764	Vistra Corp	Goldman Sachs	3,822
(967)	Vistra Corp	HSBC	(338)
11,337	Vistra Corp	HSBC	8,479
(40,327)	Vistra Corp	Morgan Stanley	(27,826)
2,293	Vistra Corp	Morgan Stanley	1,582
3,235	Vital Farms Inc	Bank of America Merrill Lynch	3,785
13,793	Vital Farms Inc	Goldman Sachs	16,138
(17,623)	Vivint Smart Home Inc	HSBC	(34,717)
(2,193)	Vivint Smart Home Inc	Morgan Stanley	(4,320)
1,111	VMware Inc 'A'	Bank of America Merrill Lynch	(5,155)
5,710	VMware Inc 'A'	Barclays Bank	(51,276)
859	VMware Inc 'A'	Goldman Sachs	(2,110)
2,108	VMware Inc 'A'	HSBC	(1,897)
9,135	VMware Inc 'A'	Morgan Stanley	(82,032)
2,800	Vocera Communications Inc	Bank of America Merrill Lynch	6,496
3,854	Vocera Communications Inc	Goldman Sachs	5,234
9,479	Vocera Communications Inc	HSBC	17,925
28,182	Vocera Communications Inc	Morgan Stanley	42,273
12,499	VolitionRX Ltd	Bank of America Merrill Lynch	(4,125)
7,034	VolitionRX Ltd	Goldman Sachs	(2,321)
6,002	VolitionRX Ltd	HSBC	(600)
17,540	VolitionRX Ltd	Morgan Stanley	(1,754)

保有高	銘柄	取引相手	未実現評価益/ (損) (米ドル)
	米国(続き)		
(4,004)	Vonage Holdings Corp	Bank of America Merrill Lynch	(33)
(23,435)	Vonage Holdings Corp	Goldman Sachs	377
(17,422)	Vonage Holdings Corp	HSBC	(7,156)
8,118	Vonage Holdings Corp	Morgan Stanley	(365)
(68,176)	Vonage Holdings Corp	Morgan Stanley	3,068
(1,039)	Vontier Corp	Bank of America Merrill Lynch	(2,690)
1,587	Vontier Corp	Bank of America Merrill Lynch	6,673
(3,439)	Vontier Corp	Barclays Bank	(5,210)
4,107	Vontier Corp	Barclays Bank	6,222
(8,655)	Vontier Corp	Goldman Sachs	(29,023)
(2,070)	Vontier Corp	HSBC	(9,884)
10,948	Vontier Corp	HSBC	52,277
4,785	Vornado Realty Trust (REIT)	Bank of America Merrill Lynch	813
(6,781)	Vornado Realty Trust (REIT)	Barclays Bank	6,239
(28,388)	Vornado Realty Trust (REIT)	Goldman Sachs	(4,826)
22,863	Vornado Realty Trust (REIT)	Goldman Sachs	(331)
(2,939)	Vornado Realty Trust (REIT)	HSBC	(4,144)
1,917	Vornado Realty Trust (REIT)	HSBC	(1,061)
(4,365)	Vornado Realty Trust (REIT)	Morgan Stanley	4,016
1,719	Vornado Realty Trust (REIT)	Morgan Stanley	(1,581)
20,634	VOXX International Corp	Bank of America Merrill Lynch	33,221
3,351	VOXX International Corp	Goldman Sachs	5,395
8,557	VOXX International Corp	Morgan Stanley	(7,273)
448	Voya Financial Inc	Bank of America Merrill Lynch	1,348
13,698	Voya Financial Inc	Barclays Bank	5,205
5,973	Voya Financial Inc	Goldman Sachs	17,979
17,336	Voya Financial Inc	HSBC	89,796
14,586	Voya Financial Inc	Morgan Stanley	5,543
(21,393)	Voya Financial Inc	Morgan Stanley	(8,129)
(17,367)	Voyager Therapeutics Inc	Bank of America Merrill Lynch	3,647
(8,153)	Voyager Therapeutics Inc	Goldman Sachs	783
(26,716)	Voyager Therapeutics Inc	HSBC	31,715
(5,325)	Voyager Therapeutics Inc	Morgan Stanley	(1,012)
(10,083)	Vroom Inc	Barclays Bank	9,276
1,914	Vroom Inc	Barclays Bank	(1,761)
4,243	Vroom Inc	Goldman Sachs	11,626
(27,671)	VSE Corp	Bank of America Merrill Lynch	(47,317)
(3,682)	VSE Corp	Goldman Sachs	(6,296)
(5,136)	VSE Corp	HSBC	(5,226)
(2,527)	VSE Corp	Morgan Stanley	379
14,248	vTv Therapeutics Inc 'A'	Goldman Sachs	5,414
12,290	vTv Therapeutics Inc 'A'	HSBC	4,773
4,265	Vulcan Materials Co	Bank of America Merrill Lynch	(4,631)
12,618	Vulcan Materials Co	Barclays Bank	18,170
1,459	Vulcan Materials Co	Goldman Sachs	(1,722)

保有高	銘柄	取引相手	未実現評価益/ (損) (米ドル)
	米国(続き)		
15,134	Vulcan Materials Co	HSBC	69,768
8,328	Vulcan Materials Co	Morgan Stanley	11,992
15,104	Vuzix Corp	HSBC	3,205
31,042	VYNE Therapeutics Inc	Bank of America Merrill Lynch	(931)
27,931	VYNE Therapeutics Inc	Goldman Sachs	(838)
25,713	VYNE Therapeutics Inc	HSBC	(405)
13,412	VYNE Therapeutics Inc	Morgan Stanley	402
(32,962)	W&T Offshore Inc	Bank of America Merrill Lynch	(8,208)
(135,541)	W&T Offshore Inc	Goldman Sachs	(33,750)
(199,224)	W&T Offshore Inc	HSBC	(1,793)
3,380	Wabash National Corp	Bank of America Merrill Lynch	1,521
70,915	Wabash National Corp	Goldman Sachs	31,912
65,424	Wabash National Corp	HSBC	41,388
13,996	Wabash National Corp	Morgan Stanley	-
1,640	Waddell & Reed Financial Inc 'A'	Bank of America Merrill Lynch	(590)
5,616	Waddell & Reed Financial Inc 'A'	Goldman Sachs	(2,022)
26,746	Waddell & Reed Financial Inc 'A'	HSBC	13,554
47,368	Waddell & Reed Financial Inc 'A'	Morgan Stanley	27,473
(173,852)	Waitr Holdings Inc	Goldman Sachs	(111,265)
(15,652)	Walgreens Boots Alliance Inc	Bank of America Merrill Lynch	84,677
(14,543)	Walgreens Boots Alliance Inc	Barclays Bank	(10,326)
(50,878)	Walgreens Boots Alliance Inc	Goldman Sachs	275,250
(410)	Walker & Dunlop Inc	Goldman Sachs	308
(1,720)	Walker & Dunlop Inc	HSBC	(1,433)
(6,291)	Walker & Dunlop Inc	Morgan Stanley	5,976
(3,842)	Walmart Inc	Bank of America Merrill Lynch	2,798
(1,999)	Walmart Inc	Barclays Bank	19
(6,718)	Walmart Inc	Goldman Sachs	6,434
(20,003)	Walmart Inc	HSBC	(153,223)
(5,044)	Walmart Inc	Morgan Stanley	(1,362)
1,613	Walt Disney Co	Bank of America Merrill Lynch	3,662
(1,859)	Walt Disney Co	Bank of America Merrill Lynch	(9,135)
6,796	Walt Disney Co	Barclays Bank	6,524
(1,381)	Walt Disney Co	Barclays Bank	(1,326)
6,846	Walt Disney Co	Goldman Sachs	15,540
(9,347)	Walt Disney Co	Goldman Sachs	(21,218)
9,531	Walt Disney Co	Morgan Stanley	(21,225)
14,885	Warner Music Group Corp 'A'	Bank of America Merrill Lynch	(14,479)
12,382	Warner Music Group Corp 'A'	Barclays Bank	10,153
15,857	Warner Music Group Corp 'A'	Goldman Sachs	(16,174)
11,277	Warner Music Group Corp 'A'	HSBC	(739)
12,816	Warner Music Group Corp 'A'	Morgan Stanley	6,653
(9,709)	Warrior Met Coal Inc	Goldman Sachs	(2,330)
(26,948)	Warrior Met Coal Inc	HSBC	(14,811)
(14,277)	Warrior Met Coal Inc	Morgan Stanley	(5,996)

保有高	銘柄	取引相手	未実現評価益/ (損) (米ドル)
	米国(続き)		
39,414	Washington Federal Inc	Bank of America Merrill Lynch	(44,144)
42,498	Washington Federal Inc	Goldman Sachs	(47,598)
42,798	Washington Federal Inc	HSBC	33,547
48,384	Washington Federal Inc	Morgan Stanley	10,644
(20,145)	Washington Real Estate Investment Trust (REIT)	Bank of America Merrill Lynch	(11,684)
(33,934)	Washington Real Estate Investment Trust (REIT)	HSBC	(79,613)
(70,019)	Washington Real Estate Investment Trust (REIT)	Morgan Stanley	26,607
14,928	Washington Trust Bancorp Inc	Bank of America Merrill Lynch	5,374
20,293	Washington Trust Bancorp Inc	Goldman Sachs	7,305
35,846	Washington Trust Bancorp Inc	HSBC	56,481
45,117	Washington Trust Bancorp Inc	Morgan Stanley	25,266
(2,937)	Waste Management Inc	Bank of America Merrill Lynch	6,902
(3,708)	Waste Management Inc	Barclays Bank	1,743
(60,108)	Waste Management Inc	Goldman Sachs	141,253
(7,363)	Waste Management Inc	HSBC	9,719
(13,762)	Waste Management Inc	Morgan Stanley	6,469
(234)	Waters Corp	Bank of America Merrill Lynch	92
(2,965)	Waters Corp	Goldman Sachs	12,335
(1,066)	Waters Corp	HSBC	2,942
(1,967)	Waters Corp	Morgan Stanley	1,593
(20,833)	Waterstone Financial Inc	Bank of America Merrill Lynch	10,417
(60,342)	Waterstone Financial Inc	Goldman Sachs	30,171
(70,990)	Waterstone Financial Inc	HSBC	13,733
(48,360)	Waterstone Financial Inc	Morgan Stanley	19,344
130	Watsco Inc	Bank of America Merrill Lynch	(1,685)
(659)	Watsco Inc	Bank of America Merrill Lynch	7,807
1,167	Watsco Inc	Barclays Bank	(15,078)
(492)	Watsco Inc	Barclays Bank	389
5,884	Watsco Inc	Goldman Sachs	(76,257)
(454)	Watsco Inc	Goldman Sachs	4,463
497	Watsco Inc	HSBC	(467)
521	Watsco Inc	Morgan Stanley	(6,731)
(2,309)	Watsco Inc	Morgan Stanley	29,832
9,064	Watts Water Technologies Inc 'A'	Bank of America Merrill Lynch	(12,040)
5,575	Watts Water Technologies Inc 'A'	Goldman Sachs	(6,007)
13,440	Watts Water Technologies Inc 'A'	HSBC	13,728
20,908	Watts Water Technologies Inc 'A'	Morgan Stanley	17,981
1,214	Wayfair Inc 'A'	Barclays Bank	2,634
(506)	Wayfair Inc 'A'	Barclays Bank	(1,098)
(468)	WD-40 Co	Bank of America Merrill Lynch	5,508
(916)	WD-40 Co	Barclays Bank	989
(1,128)	WD-40 Co	Goldman Sachs	13,277
(2,903)	WD-40 Co	HSBC	(22,034)

保有高	銘柄	取引相手	未実現評価益/ (損) (米ドル)
	米国(続き)		
(5,184)	WD-40 Co	Morgan Stanley	5,599
5,978	Webster Financial Corp	Bank of America Merrill Lynch	1,734
6,875	Webster Financial Corp	Barclays Bank	1,650
(3,993)	Webster Financial Corp	Barclays Bank	(958)
5,021	Webster Financial Corp	Goldman Sachs	1,456
(14,698)	Webster Financial Corp	Goldman Sachs	(4,262)
7,220	Webster Financial Corp	HSBC	7,364
16,581	Webster Financial Corp	Morgan Stanley	3,979
(8,978)	WEC Energy Group Inc	Bank of America Merrill Lynch	80,112
(8,654)	WEC Energy Group Inc	Barclays Bank	7,702
(489)	WEC Energy Group Inc	Goldman Sachs	3,030
(8,952)	WEC Energy Group Inc	HSBC	79,852
(45,331)	WEC Energy Group Inc	Morgan Stanley	40,345
30,466	Weingarten Realty Investors (REIT)	Bank of America Merrill Lynch	(22,850)
(1,435)	Weingarten Realty Investors (REIT)	Bank of America Merrill Lynch	1,393
14,127	Weingarten Realty Investors (REIT)	Barclays Bank	(11,725)
(20,001)	Weingarten Realty Investors (REIT)	Barclays Bank	16,601
15,025	Weingarten Realty Investors (REIT)	Morgan Stanley	(12,471)
8,717	Weis Markets Inc	Bank of America Merrill Lynch	872
14,152	Weis Markets Inc	Goldman Sachs	1,415
30,650	Weis Markets Inc	Morgan Stanley	(28,811)
(70,146)	Welbilt Inc	Bank of America Merrill Lynch	(35,073)
(18,551)	Welbilt Inc	HSBC	(11,721)
(65,367)	Welbilt Inc	Morgan Stanley	(13,727)
(1,137)	Wells Fargo & Co	Bank of America Merrill Lynch	(3,479)
(10,755)	Wells Fargo & Co	Barclays Bank	(17,853)
24,316	Wells Fargo & Co	Barclays Bank	40,365
(13,666)	Wells Fargo & Co	Goldman Sachs	(41,818)
(8,415)	Wells Fargo & Co	HSBC	(31,472)
(14,568)	Wells Fargo & Co	Morgan Stanley	(24,183)
28,722	Wells Fargo & Co	Morgan Stanley	47,679
4,524	Welltower Inc (REIT)	Bank of America Merrill Lynch	(8,279)
(2,655)	Welltower Inc (REIT)	Goldman Sachs	4,859
14,119	Welltower Inc (REIT)	Morgan Stanley	12,848
(1,672)	Welltower Inc (REIT)	Morgan Stanley	(1,522)
2,264	Wendy 's Co	Bank of America Merrill Lynch	(2,966)
53,593	Wendy 's Co	Goldman Sachs	(70,207)
7,883	Wendy 's Co	HSBC	(3,387)
14,158	Wendy 's Co	Morgan Stanley	(1,557)
8,265	Werner Enterprises Inc	Bank of America Merrill Lynch	(8,044)
3,822	Werner Enterprises Inc	HSBC	(370)
78,171	Werner Enterprises Inc	Morgan Stanley	(23,451)
10,548	WesBanco Inc	Bank of America Merrill Lynch	6,962
71,203	WesBanco Inc	Goldman Sachs	46,994
93,475	WesBanco Inc	HSBC	119,923

保有高	銘柄	取引相手	未実現評価益/ (損) (米ドル)
	米国(続き)		
39,423	WesBanco Inc	Morgan Stanley	13,404
744	WESCO International Inc	Bank of America Merrill Lynch	2,723
18,778	WESCO International Inc	Goldman Sachs	68,727
21,391	WESCO International Inc	HSBC	217,546
2,961	WESCO International Inc	Morgan Stanley	4,915
35,636	West BanCorp Inc	Bank of America Merrill Lynch	(356)
26,590	West BanCorp Inc	Goldman Sachs	(266)
5,471	West BanCorp Inc	HSBC	5,411
41,670	West BanCorp Inc	Morgan Stanley	15,001
(1,390)	West Pharmaceutical Services Inc	Bank of America Merrill Lynch	17,046
(1,230)	West Pharmaceutical Services Inc	Barclays Bank	(652)
4,905	West Pharmaceutical Services Inc	Goldman Sachs	(77,303)
(888)	West Pharmaceutical Services Inc	Goldman Sachs	9,376
102	West Pharmaceutical Services Inc	HSBC	741
1,700	West Pharmaceutical Services Inc	Morgan Stanley	901
(2,422)	West Pharmaceutical Services Inc	Morgan Stanley	(1,284)
(9,899)	Westamerica BanCorp	Bank of America Merrill Lynch	33,459
(22,207)	Westamerica BanCorp	Goldman Sachs	75,060
(29,158)	Westamerica BanCorp	HSBC	35,486
(9,332)	Westamerica BanCorp	Morgan Stanley	12,878
(2,002)	Western Alliance Bancorp	Goldman Sachs	2,723
(13,917)	Western Alliance Bancorp	HSBC	(22,546)
(16,193)	Western Alliance Bancorp	Morgan Stanley	(9,716)
65,130	Western Asset Mortgage Capital Corp (REIT)	HSBC	36,405
48,973	Western Asset Mortgage Capital Corp (REIT)	Morgan Stanley	10,774
(7,697)	Western Digital Corp	Bank of America Merrill Lynch	(14,778)
(2,548)	Western Digital Corp	Barclays Bank	(2,599)
3,908	Western Digital Corp	Morgan Stanley	3,986
(9,536)	Western Midstream Partners LP	Barclays Bank	2,193
(13,389)	Western Midstream Partners LP	HSBC	(62,393)
(95,079)	Western New England Bancorp Inc	Bank of America Merrill Lynch	(16,163)
15,314	Western Union Co	Bank of America Merrill Lynch	12,503
14,426	Western Union Co	Barclays Bank	16,662
(50,786)	Western Union Co	HSBC	(53,579)
2,071	Western Union Co	HSBC	2,553
(18,856)	Westinghouse Air Brake Technologies Corp	Bank of America Merrill Lynch	(30,735)
(3,414)	Westinghouse Air Brake Technologies Corp	Barclays Bank	1,195
(27,100)	Westinghouse Air Brake Technologies Corp	Goldman Sachs	(42,474)
(5,642)	Westinghouse Air Brake Technologies Corp	HSBC	(25,897)
(15,187)	Westinghouse Air Brake Technologies Corp	Morgan Stanley	5,315
320	Westlake Chemical Corp	Bank of America Merrill Lynch	304
18,911	Westlake Chemical Corp	Barclays Bank	6,997
8,586	Westlake Chemical Corp	Goldman Sachs	9,069
8,787	Westlake Chemical Corp	HSBC	17,925
16,510	Westlake Chemical Corp	Morgan Stanley	6,109

保有高	銘柄	取引相手	未実現評価益/ (損) (米ドル)
	米国(続き)		
(8,236)	Westrock Co	Goldman Sachs	(5,642)
(6,386)	Westrock Co	HSBC	(18,487)
9,405	Westrock Co	Morgan Stanley	1,082
12,278	Westwood Holdings Group Inc	Bank of America Merrill Lynch	14,856
20,946	Westwood Holdings Group Inc	Goldman Sachs	25,345
9,669	Westwood Holdings Group Inc	Morgan Stanley	774
(1,822)	WEX Inc	Bank of America Merrill Lynch	(5,014)
(842)	WEX Inc	Barclays Bank	3,924
(3,128)	WEX Inc	Goldman Sachs	(6,966)
(7,467)	WEX Inc	HSBC	(38,829)
(3,610)	WEX Inc	Morgan Stanley	16,823
(793)	Weyco Group Inc	Bank of America Merrill Lynch	(517)
(5,084)	Weyco Group Inc	Goldman Sachs	(5,147)
(4,040)	Weyco Group Inc	HSBC	(453)
(7,390)	Weyerhaeuser Co (REIT)	Bank of America Merrill Lynch	5,920
(6,565)	Weyerhaeuser Co (REIT)	Goldman Sachs	5,404
(60,923)	Weyerhaeuser Co (REIT)	Morgan Stanley	40,210
(845)	Whirlpool Corp	Bank of America Merrill Lynch	(6,667)
(1,236)	Whirlpool Corp	Barclays Bank	2,707
2,835	Whirlpool Corp	Barclays Bank	(6,209)
(2,576)	Whirlpool Corp	Goldman Sachs	(19,889)
453	Whirlpool Corp	Goldman Sachs	(873)
(234)	Whirlpool Corp	HSBC	(3,697)
1,342	Whirlpool Corp	HSBC	17,150
(1,718)	Whirlpool Corp	Morgan Stanley	3,762
23,616	Whitestone REIT (REIT)	Bank of America Merrill Lynch	2,598
43,478	Whitestone REIT (REIT)	Goldman Sachs	4,783
113,742	Whitestone REIT (REIT)	HSBC	27,558
55,959	Whitestone REIT (REIT)	Morgan Stanley	(15,669)
(38,906)	Whiting Petroleum Corp	Goldman Sachs	(115,551)
32,986	Whole Earth Brands Inc	Bank of America Merrill Lynch	(355)
9,184	Whole Earth Brands Inc	Goldman Sachs	(276)
24,738	Whole Earth Brands Inc	HSBC	(13,853)
40,694	Whole Earth Brands Inc	Morgan Stanley	13,022
37,001	WideOpenWest Inc	Bank of America Merrill Lynch	35,891
26,646	WideOpenWest Inc	Goldman Sachs	25,847
11,470	WideOpenWest Inc	HSBC	5,620
(7,803)	Willdan Group Inc	Bank of America Merrill Lynch	3,511
(959)	Willdan Group Inc	Goldman Sachs	432
(18,841)	Willdan Group Inc	HSBC	(12,331)
(14,989)	Willdan Group Inc	Morgan Stanley	(899)
19,335	Williams Cos Inc	Bank of America Merrill Lynch	24,556
15,108	Williams Cos Inc	Barclays Bank	3,323
20,302	Williams Cos Inc	Goldman Sachs	12,389
20,112	Williams Cos Inc	HSBC	36,727

保有高	銘柄	取引相手	未実現評価益/ (損) (米ドル)
	米国(続き)		
47,876	Williams Cos Inc	Morgan Stanley	10,533
2,264	Williams-Sonoma Inc	Barclays Bank	(10,143)
(4,682)	Williams-Sonoma Inc	Barclays Bank	15,892
2,617	Williams-Sonoma Inc	Goldman Sachs	31,901
1,578	Williams-Sonoma Inc	HSBC	28,846
5,091	Williams-Sonoma Inc	Morgan Stanley	(22,808)
(664)	Willis Lease Finance Corp	Bank of America Merrill Lynch	(1,633)
(5,302)	Willis Lease Finance Corp	Goldman Sachs	(13,043)
(2,918)	Willis Lease Finance Corp	HSBC	(15,728)
(5,722)	Willis Lease Finance Corp	Morgan Stanley	(11,787)
(5,073)	WillScot Mobile Mini Holdings Corp	Bank of America Merrill Lynch	(203)
30,854	WillScot Mobile Mini Holdings Corp	Bank of America Merrill Lynch	1,234
(8,447)	WillScot Mobile Mini Holdings Corp	Goldman Sachs	(338)
9,170	WillScot Mobile Mini Holdings Corp	Goldman Sachs	367
(4,288)	WillScot Mobile Mini Holdings Corp	HSBC	(6,175)
3,973	WillScot Mobile Mini Holdings Corp	HSBC	5,721
(3,743)	WillScot Mobile Mini Holdings Corp	Morgan Stanley	1,609
67,321	WillScot Mobile Mini Holdings Corp	Morgan Stanley	(28,948)
(5,330)	Wingstop Inc	Bank of America Merrill Lynch	53,593
1,319	Wingstop Inc	Bank of America Merrill Lynch	175
(941)	Wingstop Inc	Goldman Sachs	4,582
(1,144)	Wingstop Inc	HSBC	(57)
1,863	Wingstop Inc	HSBC	798
(1,299)	Wingstop Inc	Morgan Stanley	2,624
3,549	Wingstop Inc	Morgan Stanley	(7,169)
(2,870)	Winmark Corp	Bank of America Merrill Lynch	(13,532)
(1,739)	Winmark Corp	Goldman Sachs	(8,199)
(5,415)	Winmark Corp	HSBC	(19,657)
(195)	Winmark Corp	Morgan Stanley	(198)
2,254	Winnebago Industries Inc	Bank of America Merrill Lynch	3,137
13,772	Winnebago Industries Inc	HSBC	95,165
6,215	Winnebago Industries Inc	Morgan Stanley	(6,837)
8,606	Wintrust Financial Corp	Bank of America Merrill Lynch	12,565
2,499	Wintrust Financial Corp	Barclays Bank	800
15,502	Wintrust Financial Corp	Goldman Sachs	20,969
13,701	Wintrust Financial Corp	HSBC	50,146
19,395	Wintrust Financial Corp	Morgan Stanley	6,206
178,019	WisdomTree Investments Inc	HSBC	43,612
77,818	WisdomTree Investments Inc	Morgan Stanley	12,840
46,830	Wolverine World Wide Inc	Bank of America Merrill Lynch	40,274
31,058	Wolverine World Wide Inc	HSBC	(2,174)
(8,200)	Wolverine World Wide Inc	Morgan Stanley	574
(4,894)	Woodward Inc	Barclays Bank	(6,901)
958	Woodward Inc	Goldman Sachs	4,033
(2,190)	Woodward Inc	Goldman Sachs	(9,220)

保有高	銘柄	取引相手	未実現評価益/ (損) (米ドル)
	米国(続き)		
15,405	Woodward Inc	Morgan Stanley	21,721
(1,810)	Woodward Inc	Morgan Stanley	(2,552)
1,040	Workday Inc 'A'	Bank of America Merrill Lynch	(2,174)
(2,126)	Workday Inc 'A'	Bank of America Merrill Lynch	6,121
(574)	Workday Inc 'A'	Barclays Bank	(9,058)
5,784	Workday Inc 'A'	Morgan Stanley	90,417
(2,108)	Workday Inc 'A'	Morgan Stanley	(33,264)
1,417	Workhorse Group Inc	HSBC	(1,587)
2,155	Workhorse Group Inc	Morgan Stanley	(4,288)
(6,336)	Workiva Inc	HSBC	(42,895)
(16,889)	Workiva Inc	Morgan Stanley	(20,267)
1,912	World Acceptance Corp	Goldman Sachs	8,738
2,870	World Acceptance Corp	Morgan Stanley	9,815
(18,558)	World Fuel Services Corp	Goldman Sachs	1,299
(17,046)	World Fuel Services Corp	Morgan Stanley	5,966
(3,549)	World Wrestling Entertainment Inc 'A'	Bank of America Merrill Lynch	177
(2,187)	World Wrestling Entertainment Inc 'A'	Barclays Bank	(1,990)
5,011	World Wrestling Entertainment Inc 'A'	Barclays Bank	4,560
3,372	World Wrestling Entertainment Inc 'A'	Goldman Sachs	(169)
(5,073)	World Wrestling Entertainment Inc 'A'	HSBC	(10,045)
(698)	World Wrestling Entertainment Inc 'A'	Morgan Stanley	(635)
9,376	World Wrestling Entertainment Inc 'A'	Morgan Stanley	6,491
6,376	Worthington Industries Inc	Bank of America Merrill Lynch	(13,453)
26,606	Worthington Industries Inc	Goldman Sachs	(56,139)
35,692	Worthington Industries Inc	Morgan Stanley	10,351
(23,492)	WP Carey Inc (REIT)	Bank of America Merrill Lynch	35,238
4,051	WP Carey Inc (REIT)	Bank of America Merrill Lynch	(4,149)
7,712	WP Carey Inc (REIT)	Barclays Bank	4,164
4,185	WP Carey Inc (REIT)	Goldman Sachs	(6,278)
(3,125)	WP Carey Inc (REIT)	HSBC	(11,031)
(13,392)	WP Carey Inc (REIT)	Morgan Stanley	(7,232)
4,896	WP Carey Inc (REIT)	Morgan Stanley	2,644
(22,929)	WPX Energy Inc	Bank of America Merrill Lynch	(22,241)
(2,433)	WPX Energy Inc	Goldman Sachs	(2,360)
(6,992)	WPX Energy Inc	HSBC	(10,628)
(42,427)	WPX Energy Inc	Morgan Stanley	2,121
11,370	WR Berkley Corp	Bank of America Merrill Lynch	(69,585)
8,726	WR Berkley Corp	Barclays Bank	(4,387)
2,778	WR Berkley Corp	Goldman Sachs	(17,001)
15,062	WR Berkley Corp	HSBC	(72,287)
23,717	WR Berkley Corp	Morgan Stanley	(20,396)
1,796	WR Grace & Co	Bank of America Merrill Lynch	(3,448)
5,656	WR Grace & Co	Barclays Bank	(4,129)
(5,664)	WR Grace & Co	Goldman Sachs	10,875
891	WR Grace & Co	Goldman Sachs	(574)

保有高	銘柄	取引相手	未実現評価益/ (損) (米ドル)
	米国(続き)		
(4,092)	WR Grace & Co	HSBC	4,297
(3,388)	WR Grace & Co	Morgan Stanley	2,473
(21,994)	Wrap Technologies Inc	HSBC	5,279
6,729	WSFS Financial Corp	Bank of America Merrill Lynch	(1,077)
30,078	WSFS Financial Corp	Goldman Sachs	(4,812)
30,664	WSFS Financial Corp	HSBC	21,957
38,128	WSFS Financial Corp	Morgan Stanley	(16,776)
(186)	WW Grainger Inc	Bank of America Merrill Lynch	(860)
(2,590)	WW Grainger Inc	Barclays Bank	466
1,549	WW Grainger Inc	Barclays Bank	(279)
(596)	WW Grainger Inc	Goldman Sachs	(83)
(965)	WW Grainger Inc	Morgan Stanley	174
(2,208)	WW International Inc	Bank of America Merrill Lynch	(6,006)
5,637	WW International Inc	Bank of America Merrill Lynch	15,333
11,953	WW International Inc	Goldman Sachs	32,512
38,016	Wyndham Destinations Inc	Bank of America Merrill Lynch	(16,347)
39,025	Wyndham Destinations Inc	Morgan Stanley	(21,854)
9,546	Wyndham Hotels & Resorts Inc	Bank of America Merrill Lynch	13,631
345	Wyndham Hotels & Resorts Inc	Barclays Bank	(59)
(6,386)	Wyndham Hotels & Resorts Inc	Morgan Stanley	1,086
2,880	Wynn Resorts Ltd	Bank of America Merrill Lynch	6,930
12,040	Wynn Resorts Ltd	Barclays Bank	(22,228)
3,845	Wynn Resorts Ltd	Goldman Sachs	18,841
995	Wynn Resorts Ltd	HSBC	7,604
9,744	X4 Pharmaceuticals Inc	Bank of America Merrill Lynch	(682)
7,084	X4 Pharmaceuticals Inc	Goldman Sachs	(496)
11,490	X4 Pharmaceuticals Inc	HSBC	5,615
6,224	X4 Pharmaceuticals Inc	Morgan Stanley	3,361
28,572	Xcel Energy Inc	Bank of America Merrill Lynch	(196,595)
11,914	Xcel Energy Inc	Barclays Bank	(5,456)
6,350	Xcel Energy Inc	Goldman Sachs	(41,755)
38,624	Xcel Energy Inc	HSBC	(215,553)
54,423	Xcel Energy Inc	Morgan Stanley	(35,919)
10,302	Xencor Inc	Goldman Sachs	20,398
17,390	Xencor Inc	HSBC	46,338
10,466	Xencor Inc	Morgan Stanley	17,374
(40,569)	Xenia Hotels & Resorts Inc (REIT)	Goldman Sachs	(83,572)
(35,119)	Xenia Hotels & Resorts Inc (REIT)	HSBC	(96,928)
(40,514)	Xenia Hotels & Resorts Inc (REIT)	Morgan Stanley	(22,283)
4,938	Xeris Pharmaceuticals Inc	Goldman Sachs	(2,864)
6,588	Xeris Pharmaceuticals Inc	HSBC	(5,957)
12,089	Xeris Pharmaceuticals Inc	Morgan Stanley	(967)
(5,786)	Xerox Holdings Corp	Barclays Bank	(260)
(18,703)	Xerox Holdings Corp	HSBC	(21,228)
(25,786)	Xerox Holdings Corp	Morgan Stanley	(1,161)

保有高	銘柄	取引相手	未実現評価益/ (損) (米ドル)
	米国(続き)		
(966)	Xilinx Inc	HSBC	(10,394)
(4,921)	Xilinx Inc	Morgan Stanley	(38,433)
(5,691)	XOMA Corp	Goldman Sachs	(3,870)
(21,306)	XOMA Corp	HSBC	14,275
(5,535)	XOMA Corp	Morgan Stanley	3,708
7,489	XPEL Inc	Morgan Stanley	15,877
(18,884)	Xperi Holding Corp	HSBC	(92,154)
(18,318)	Xperi Holding Corp	Morgan Stanley	(3,847)
(1,066)	XPO Logistics Inc	Bank of America Merrill Lynch	(2,058)
2,062	XPO Logistics Inc	Bank of America Merrill Lynch	2,083
(905)	XPO Logistics Inc	Barclays Bank	(2,719)
3,266	XPO Logistics Inc	HSBC	26,291
(2,638)	XPO Logistics Inc	Morgan Stanley	(17,595)
1,559	Xylem Inc	Bank of America Merrill Lynch	1,863
3,009	Xylem Inc	Barclays Bank	3,999
726	Xylem Inc	Goldman Sachs	827
14,173	Xylem Inc	HSBC	37,200
26,968	Xylem Inc	Morgan Stanley	51,239
(5,688)	Yelp Inc	Bank of America Merrill Lynch	(14,561)
(26,753)	Yelp Inc	Goldman Sachs	(68,488)
6,008	Yelp Inc	HSBC	27,877
9,204	Yelp Inc	Morgan Stanley	11,597
(835)	YETI Holdings Inc	Bank of America Merrill Lynch	(5,210)
(8,996)	YETI Holdings Inc	Barclays Bank	(17,362)
(6,554)	YETI Holdings Inc	Goldman Sachs	(40,897)
10,755	YETI Holdings Inc	HSBC	20,757
(3,448)	YETI Holdings Inc	Morgan Stanley	(6,655)
9,696	YETI Holdings Inc	Morgan Stanley	18,713
9,709	Yext Inc	Goldman Sachs	8,932
30,115	Yext Inc	HSBC	5,783
45,080	Yext Inc	Morgan Stanley	4,508
4,745	Y-mAbs Therapeutics Inc	Goldman Sachs	11,198
1,513	Y-mAbs Therapeutics Inc	HSBC	8,261
5,867	Y-mAbs Therapeutics Inc	Morgan Stanley	32,034
12,773	York Water Co	Bank of America Merrill Lynch	(15,200)
3,813	York Water Co	Goldman Sachs	(4,537)
10,278	York Water Co	HSBC	15,777
10,053	York Water Co	Morgan Stanley	2,614
(67,702)	YRC Worldwide Inc	HSBC	(60,255)
5,496	Yum China Holdings Inc	Bank of America Merrill Lynch	(5,841)
(16,450)	Yum China Holdings Inc	Barclays Bank	48,109
9,570	Yum China Holdings Inc	Barclays Bank	(28,327)
(8,959)	Yum China Holdings Inc	Goldman Sachs	16,870
(851)	Yum China Holdings Inc	HSBC	417
(13,218)	Yum China Holdings Inc	Morgan Stanley	39,125

保有高	銘柄	取引相手	未実現評価益/ (損) (米ドル)
	米国(続き)		
5,081	Yum! Brands Inc	Bank of America Merrill Lynch	5,030
(6,745)	Yum! Brands Inc	Bank of America Merrill Lynch	(6,678)
(5,174)	Yum! Brands Inc	Barclays Bank	(3,881)
(9,726)	Yum! Brands Inc	Goldman Sachs	(11,242)
1,230	Yum! Brands Inc	HSBC	(1,539)
7,744	Yum! Brands Inc	Morgan Stanley	5,808
(25,209)	ZAGG Inc	Bank of America Merrill Lynch	(16,386)
(18,879)	ZAGG Inc	Goldman Sachs	(12,271)
(10,414)	ZAGG Inc	HSBC	(6,144)
422	Zebra Technologies Corp 'A'	Bank of America Merrill Lynch	11,862
(1,215)	Zebra Technologies Corp 'A'	Bank of America Merrill Lynch	(34,154)
424	Zebra Technologies Corp 'A'	Barclays Bank	4,834
(289)	Zebra Technologies Corp 'A'	Barclays Bank	(3,295)
1,325	Zebra Technologies Corp 'A'	Goldman Sachs	37,246
(1,785)	Zebra Technologies Corp 'A'	Goldman Sachs	(45,977)
1,140	Zebra Technologies Corp 'A'	Morgan Stanley	12,996
9,977	Zendesk Inc	Barclays Bank	79,516
14,104	Zendesk Inc	Morgan Stanley	112,409
(4,372)	Zentalis Pharmaceuticals Inc	Bank of America Merrill Lynch	(37,459)
(8,594)	Zentalis Pharmaceuticals Inc	HSBC	(32,142)
(207)	Zillow Group Inc 'C'	Bank of America Merrill Lynch	(22)
(3,740)	Zillow Group Inc 'C'	Barclays Bank	13,695
(3,038)	Zillow Group Inc 'C'	Goldman Sachs	2,051
(2,271)	Zillow Group Inc 'C'	Morgan Stanley	15,397
(9,623)	Zimmer Biomet Holdings Inc	Bank of America Merrill Lynch	5,966
(1,163)	Zimmer Biomet Holdings Inc	Barclays Bank	(3,908)
(2,385)	Zimmer Biomet Holdings Inc	Goldman Sachs	1,478
(1,616)	Zimmer Biomet Holdings Inc	HSBC	10,262
(2,959)	Zimmer Biomet Holdings Inc	Morgan Stanley	(9,942)
13,615	Zions Bancorp NA	Bank of America Merrill Lynch	(2,995)
(2,200)	Zions Bancorp NA	Bank of America Merrill Lynch	(7)
25,289	Zions Bancorp NA	Barclays Bank	(759)
(15,320)	Zions Bancorp NA	Barclays Bank	460
(23,971)	Zions Bancorp NA	Goldman Sachs	5,274
13,970	Zions Bancorp NA	HSBC	(699)
43,953	Zions Bancorp NA	Morgan Stanley	(1,319)
(260,624)	ZIOPHARM Oncology Inc	HSBC	(14,837)
(14,921)	Zix Corp	Bank of America Merrill Lynch	(5,073)
(11,813)	Zix Corp	Goldman Sachs	(4,016)
(43,881)	Zix Corp	HSBC	(1,931)
(40,433)	Zix Corp	Morgan Stanley	1,213
416	Zoetis Inc	Barclays Bank	379
1,345	Zoetis Inc	Goldman Sachs	(5,770)
6,154	Zoetis Inc	HSBC	(25,880)
23,706	Zoetis Inc	Morgan Stanley	(77,978)

保有高	銘柄	取引相手	未実現評価益/ (損) (米ドル)
	米国(続き)		
(5,053)	Zogenix Inc	Bank of America Merrill Lynch	(2,958)
(4,996)	Zogenix Inc	HSBC	8,643
(28,941)	Zogenix Inc	Morgan Stanley	(16,496)
(1,352)	Zoom Video Communications Inc 'A'	Bank of America Merrill Lynch	(109,309)
(265)	Zoom Video Communications Inc 'A'	Barclays Bank	(13,512)
(303)	Zoom Video Communications Inc 'A'	Morgan Stanley	(15,065)
(4,781)	ZoomInfo Technologies Inc 'A'	Barclays Bank	(22,471)
(9,633)	ZoomInfo Technologies Inc 'A'	Goldman Sachs	(49,821)
(18,851)	Zovio Inc	Bank of America Merrill Lynch	15,835
(38,696)	Zovio Inc	HSBC	5,417
(26,573)	Zovio Inc	Morgan Stanley	3,720
605	Zscaler Inc	Barclays Bank	7,157
901	Zscaler Inc	Goldman Sachs	19,236
3,819	Zscaler Inc	Morgan Stanley	45,179
868	Zumiez Inc	Bank of America Merrill Lynch	(896)
3,562	Zumiez Inc	Goldman Sachs	5,091
21,000	Zumiez Inc	HSBC	(8,169)
(110,129)	Zuora Inc 'A'	HSBC	(4,073)
(2,084)	Zuora Inc 'A'	Morgan Stanley	313
(12,937)	Zynerba Pharmaceuticals Inc	Goldman Sachs	(10,350)
(61,843)	Zynerba Pharmaceuticals Inc	HSBC	(35,439)
1,418	Zynex Inc	Bank of America Merrill Lynch	723
15,908	Zynex Inc	Goldman Sachs	8,113
9,209	Zynex Inc	HSBC	3,184
187,434	Zynga Inc 'A'	HSBC	51,545
92,428	Zynga Inc 'A'	Morgan Stanley	462
			(5,401,451)
合計			(3,980,773)

* 当証券は投資運用会社と協議の上で評価されている。注記2(a)に詳述のとおり、当証券は会計年度末現在で公正価値評価、または算定が中止されている。

0.5米ドル未満の金額は端数切捨てにより0と表示されている。

添付の注記は、これらの財務書類の不可分の一部である。

未決済先渡為替予約 2020年11月30日現在

通貨	買予約	通貨	売予約	取引相手	期日	未実現純評価益 / (損) (米ドル)
ヘッジを使用したスイス・フラン建投資証券クラス						
CHF	1,275,441	USD	1,416,592	State Street Bank & Trust Company	15/12/2020	(4,863)
USD	88,078	CHF	80,271	State Street Bank & Trust Company	15/12/2020	(772)
						(5,635)
ヘッジを使用したユーロ建投資証券クラス						
EUR	330,618,873	USD	393,326,332	State Street Bank & Trust Company	15/12/2020	3,419,530
USD	11,443,381	EUR	9,673,219	State Street Bank & Trust Company	15/12/2020	(164,574)
						3,254,956
ヘッジを使用した英ポンド建投資証券クラス						
GBP	92,171	USD	121,403	State Street Bank & Trust Company	15/12/2020	1,878
USD	871	GBP	660	State Street Bank & Trust Company	15/12/2020	(11)
						1,867
ヘッジを使用した日本円建投資証券クラス						
JPY	25,650,569,070	USD	246,270,130	State Street Bank & Trust Company	15/12/2020	(172,577)
USD	8,469,155	JPY	888,262,726	State Street Bank & Trust Company	15/12/2020	(53,044)
						(225,621)
ヘッジを使用したスウェーデン・クローネ建投資証券クラス						
SEK	298,226,597	USD	34,703,700	State Street Bank & Trust Company	15/12/2020	460,723
USD	606,948	SEK	5,230,012	State Street Bank & Trust Company	15/12/2020	(9,730)
						450,993
合計						3,476,560

添付の注記は、これらの財務書類の不可分の一部である。

業種別内訳 2020年11月30日現在

	純資産比率 (%)
金融	65.14
政府	26.75
エネルギー	3.75
消費財、非循環型	3.33
消費財、循環型	1.70
モーゲージ証券	0.34
技術	0.11
通信	0.05
投資有価証券 - 時価	101.17
その他の純負債	(1.17)
	100.00

添付の注記は、これらの財務書類の不可分の一部である。

ブラックロック・ICS・USTレジャーリー・ファンド

損益計算書

2020年9月30日に終了した会計年度

		2020年	2019年
	注記	千米ドル	千米ドル
営業収益	5	138,139	272,710
金融商品に係る純利益	7	1,450	367
投資収益合計		139,589	273,077
営業費用	6	(26,654)	(18,810)
純営業利益		112,935	254,267
財務費用：			
償還可能投資証券保有者への分配金	8	(109,243)	(238,800)
財務費用合計		(109,243)	(238,800)
純利益		3,692	15,467
償還可能投資証券保有者に帰属する純資産の増加		3,692	15,467

本損益計算書に計上された損益以外で当会計年度に認識された損益はない。

添付の注記は、これらの財務書類の不可分の一部である。

ブラックロック・ICS・USTレジャーリー・ファンド

償還可能投資証券保有者に帰属する純資産変動計算書

2020年9月30日に終了した会計年度

	2020年	2019年
	千米ドル	千米ドル
期首純資産	14,146,140	11,308,849
償還可能投資証券保有者に帰属する純資産の増加	3,692	15,467
投資証券取引：		
償還可能投資証券の発行	153,905,900	83,809,795
償還可能投資証券の買戻	(146,833,759)	(81,072,165)
分配金再投資額	59,337	84,194
投資証券取引による純資産の増加	7,131,478	2,821,824
期末純資産	21,281,310	14,146,140

添付の注記は、これらの財務書類の不可分の一部である。

ブラックロック・ICS・USTレジャー・ファンド
貸借対照表
2020年9月30日現在

		2020年	2019年
	注記	千米ドル	千米ドル
流動資産			
現金		791,865	377,875
未収金	10	6,207	11,789
損益を通じて公正価値で測定する金融資産	4	20,519,603	13,842,168
流動資産合計		21,317,675	14,231,832
流動負債			
未払金	11	36,365	85,692
流動負債合計		36,365	85,692
償還可能投資証券保有者に帰属する純資産	13	21,281,310	14,146,140

添付の注記は、これらの財務書類の不可分の一部である。

ブラックロック・ICS・USTレジャー・ファンド

投資有価証券明細表 2020年9月30日現在

保有高	通貨	銘柄	公正価値 (千円ドル)	純資産比率 (%)
債券				
国債(2019年9月30日:38.78%)				
米国(2019年9月30日:38.78%)				
22,760,000	USD	United States of America Bill, 0.00%, 01/12/2020	22,754	0.11
35,570,000	USD	United States of America Bill, 0.00%, 22/12/2020	35,558	0.17
74,655,000	USD	United States of America Bill, 0.00%, 05/01/2021	74,635	0.35
400,000,000	USD	United States of America Bill, 0.00%, 12/01/2021	399,897	1.88
154,315,000	USD	United States of America Bill, 0.00%, 19/01/2021	154,258	0.72
11,460,000	USD	United States of America Bill, 0.00%, 26/01/2021	11,456	0.05
468,535,000	USD	United States of America Bill, 0.00%, 02/02/2021	468,358	2.20
400,000,000	USD	United States of America Bill, 0.00%, 16/02/2021	399,816	1.88
721,940,000	USD	United States of America Bill, 0.00%, 23/02/2021	721,642	3.39
13,405,000	USD	US Treasury, 1.75%, 16/11/2020	13,407	0.06
25,685,000	USD	US Treasury, 2.63%, 16/11/2020	25,716	0.12
114,510,000	USD	US Treasury, 1.63%, 30/11/2020	114,511	0.54
89,655,000	USD	US Treasury, 2.00%, 30/11/2020	89,710	0.42
150,255,000	USD	US Treasury, 2.75%, 30/11/2020	150,722	0.71
23,160,000	USD	US Treasury, 1.75%, 31/12/2020	23,165	0.11
18,070,000	USD	US Treasury, 2.38%, 31/12/2020	18,125	0.09
213,115,000	USD	US Treasury, 2.50%, 31/12/2020	213,571	1.00
11,530,000	USD	US Treasury, 3.63%, 15/02/2021	11,661	0.05
110,000,000	USD	US Treasury, 2.50%, 28/02/2021	110,786	0.52
2,171,000,000	USD	US Treasury, FRN, 0.15%, 31/10/2020	2,170,766	10.20
1,930,000,000	USD	US Treasury, FRN, 0.22%, 31/01/2021	1,929,951	9.07
220,849,700	USD	US Treasury, FRN, 0.24%, 30/04/2021	220,980	1.04
69,865,000	USD	US Treasury Bill, 0.00%, 06/10/2020	69,864	0.33
73,220,000	USD	US Treasury Bill, 0.00%, 08/10/2020	73,218	0.34
208,360,000	USD	US Treasury Bill, 0.00%, 13/10/2020	208,353	0.98
801,190,000	USD	US Treasury Bill, 0.00%, 15/10/2020	801,142	3.76
63,540,000	USD	US Treasury Bill, 0.00%, 22/10/2020	63,536	0.30
400,000,000	USD	US Treasury Bill, 0.00%, 27/10/2020	399,974	1.88
611,120,000	USD	US Treasury Bill, 0.00%, 29/10/2020	611,070	2.87
1,585,075,000	USD	US Treasury Bill, 0.00%, 03/11/2020	1,584,930	7.45
110,285,000	USD	US Treasury Bill, 0.00%, 10/11/2020	110,263	0.52
225,000,000	USD	US Treasury Bill, 0.00%, 17/11/2020	224,944	1.06
65,095,000	USD	US Treasury Bill, 0.00%, 19/11/2020	65,086	0.31
252,635,000	USD	US Treasury Bill, 0.00%, 24/11/2020	252,568	1.19
35,250,000	USD	US Treasury Bill, 0.00%, 27/11/2020	35,241	0.17
43,365,000	USD	US Treasury Bill, 0.00%, 03/12/2020	43,352	0.20
514,045,000	USD	US Treasury Bill, 0.00%, 24/12/2020	513,919	2.41
76,025,000	USD	US Treasury Bill, 0.00%, 31/12/2020	75,994	0.36
300,000,000	USD	US Treasury Bill, 0.00%, 07/01/2021	299,902	1.41
74,300,000	USD	US Treasury Bill, 0.00%, 14/01/2021	74,276	0.35
950,000,000	USD	US Treasury Bill, 0.00%, 21/01/2021	949,692	4.46

保有高	通貨	銘柄	公正価値 (千米ドル)	純資産比率 (%)
米国(2019年9月30日:38.78%)(続き)				
94,155,000	USD	US Treasury Bill, 0.00%, 28/01/2021	94,109	0.44
250,000,000	USD	US Treasury Bill, 0.00%, 04/02/2021	249,908	1.17
160,060,000	USD	US Treasury Bill, 0.00%, 11/02/2021	159,989	0.75
150,000,000	USD	US Treasury Bill, 0.00%, 25/02/2021	149,890	0.70
125,000,000	USD	US Treasury Bill, 0.00%, 18/03/2021	124,936	0.59
176,205,000	USD	US Treasury Bill, 0.00%, 25/03/2021	176,052	0.83
144,235,000	USD	US Treasury Bill, 0.00%, 20/05/2021	144,087	0.68
54,555,000	USD	US Treasury Bill, 0.00%, 15/07/2021	54,488	0.26
74,575,000	USD	US Treasury Bill, 0.00%, 12/08/2021	74,484	0.35
47,955,000	USD	US Treasury Bill, 0.00%, 09/09/2021	47,891	0.23
米国合計			15,114,603	71.03
国債に対する投資合計			15,114,603	71.03
債券に対する投資合計			15,114,603	71.03

保有高	通貨	取引相手	金利	期日	公正価値 (千米ドル)	純資産比率 (%)
リバースレポ取引 ¹ (2019年9月30日:59.07%)						
フランス(2019年9月30日:0.78%)					-	-
米国(2019年9月30日:58.29%)						
400,000,000	USD	Bank of Nova Scotia	0.07%	01/10/2020	400,000	1.88
1,300,000,000	USD	Barclays	0.06%	01/10/2020	1,300,000	6.11
850,000,000	USD	BNP Paribas	0.06%	01/10/2020	850,000	3.99
325,000,000	USD	BofA Securities	0.06%	01/10/2020	325,000	1.53
150,000,000	USD	BofA Securities	0.06%	01/10/2020	150,000	0.70
70,000,000	USD	Citigroup	0.06%	01/10/2020	70,000	0.33
185,000,000	USD	Credit Agricole	0.06%	01/10/2020	185,000	0.87
500,000,000	USD	Credit Suisse	0.06%	01/10/2020	500,000	2.35
196,078,431	USD	J.P. Morgan	0.08%	01/10/2020	196,078	0.92
148,427,801	USD	J.P. Morgan	0.08%	01/10/2020	148,428	0.70
104,485,294	USD	J.P. Morgan	0.08%	01/10/2020	104,485	0.49
51,009,436	USD	J.P. Morgan	0.08%	01/10/2020	51,009	0.24
500,000,000	USD	Societe Generale	0.06%	01/10/2020	500,000	2.35
540,000,000	USD	TD Securities (USA)	0.06%	01/10/2020	540,000	2.54
84,000,000	USD	Wells Fargo	0.06%	01/10/2020	84,000	0.39
1,000,000	USD	Wells Fargo	0.06%	01/10/2020	1,000	-
米国合計					5,405,000	25.39
リバースレポ取引に対する投資合計					5,405,000	25.39
損益を通じて公正価値で測定する金融資産合計					20,519,603	96.42
現金					791,865	3.72
その他の資産および負債					(30,158)	(0.14)
償還可能投資証券保有者に帰属する純資産					21,281,310	100.00

資産合計額の内訳

	資産合計に 対する割合 (%)
公認の証券取引所に上場されている譲渡可能な有価証券合計	23.89
その他の規制市場で取引されている譲渡可能な有価証券	72.37
その他の資産	3.74
資産合計	100.00

¹ 担保として保有する有価証券は5,481,565,000米ドルであった。

【中間財務諸表】

【ブラックロック・アメリカ大陸ロング・ショート・ファンド(ダイワ投資一任専用)】

(1)【中間貸借対照表】

(単位:円)

当中間計算期間
(2021年12月15日現在)

資産の部	
流動資産	
親投資信託受益証券	1,427,458,633
未収入金	63,972
流動資産合計	1,427,522,605
資産合計	1,427,522,605
負債の部	
流動負債	
未払解約金	63,972
未払受託者報酬	199,380
未払委託者報酬	12,107,888
その他未払費用	712,175
流動負債合計	13,083,415
負債合計	13,083,415
純資産の部	
元本等	
元本	1,362,542,439
剰余金	
中間剰余金又は中間欠損金()	51,896,751
(分配準備積立金)	6,817,519
元本等合計	1,414,439,190
純資産合計	1,414,439,190
負債純資産合計	1,427,522,605

(2)【中間損益及び剰余金計算書】

(単位：円)

	当中間計算期間 (自 2021年6月16日 至 2021年12月15日)
営業収益	
有価証券売買等損益	75,095,603
営業収益合計	75,095,603
営業費用	
受託者報酬	199,380
委託者報酬	12,107,888
その他費用	712,175
営業費用合計	13,019,443
営業利益又は営業損失()	62,076,160
経常利益又は経常損失()	62,076,160
中間純利益又は中間純損失()	62,076,160
一部解約に伴う中間純利益金額の分配額又は一部解約に伴う中間純損失金額の分配額()	2,729,782
期首剰余金又は期首欠損金()	11,717,856
剰余金増加額又は欠損金減少額	4,268,229
中間一部解約に伴う剰余金増加額又は欠損金減少額	939,162
中間追加信託に伴う剰余金増加額又は欠損金減少額	3,329,067
中間剰余金又は中間欠損金()	51,896,751

(3)【中間注記表】

(重要な会計方針に係る事項に関する注記)

1 有価証券の評価基準及び評価方法

親投資信託受益証券は移動平均法に基づき、当該親投資信託の基準価額で時価評価しております。

2 収益及び費用の計上基準

有価証券売買等損益の計上基準

約定日基準で計上しております。

(会計方針の変更に関する注記)

(時価の算定に関する会計基準等の適用)

「時価の算定に関する会計基準」(企業会計基準第30号 2019年7月4日。以下「時価算定会計基準」という。)等を当中間計算期間の期首から適用し、時価算定会計基準第19項に定める経過的な取扱いに従って、時価算定会計基準等が定める新たな会計方針を将来にわたって適用することとしました。これによる、財務諸表への影響は軽微であります。

また、金融商品に関する注記に記載の通り、金融商品の時価のレベルごとの内訳等に関する事項の注記は行っておりません。

(中間貸借対照表に関する注記)

項目	当中間計算期間末 (2021年12月15日現在)
1 当該中間計算期間の末日 における受益権総数	1,362,542,439口
2 1口当たり純資産額	1.0381円

(中間損益及び剰余金計算書に関する注記)

該当事項はありません。

(金融商品に関する注記)

金融商品の時価等に関する事項

当中間計算期間末 (2021年12月15日現在)	
1	中間貸借対照表計上額、時価及び差額 中間貸借対照表上の金融商品は原則としてすべて時価で評価しているため、中間貸借対照表計上額と時価との差額はありません。
2	時価の算定方法 (1) 有価証券 「(重要な会計方針に係る事項に関する注記)」に記載しております。 (2) コール・ローン等の金銭債権及び金銭債務 これらの科目は短期間で決済されるため、時価は帳簿価額と近似していることから、当該帳簿価額によっております。
3	金融商品の時価等に関する事項の補足説明 金融商品の時価の算定においては一定の前提条件等を採用しているため、異なる前提条件等によった場合、当該価額が異なることもあります。
4	金銭債権の中間計算期間末日後の償還予定額 金銭債権については全て1年以内に償還予定であります。

金融商品の時価のレベルごとの内訳等に関する事項

「中間財務諸表等の用語、様式及び作成方法に関する規則」附則（令和3年9月24日改正内閣府令第61号）第4条第5項に従い、記載を省略しております。

(その他の注記)

1 期中元本変動額

項目	当中間計算期間末 (2021年12月15日現在)
期首元本額	1,191,601,105円
期中追加設定元本額	295,120,846円
期中一部解約元本額	124,179,512円

2 有価証券関係

該当事項はありません。

3 デリバティブ取引関係

該当事項はありません。

(参考情報)

当ファンドは、「アメリカズ・ロングショート・マザーファンド」受益証券を主要投資対象としており、中間貸借対照表の資産の部に計上された親投資信託受益証券は、すべて同マザーファンドの受益証券であります。同マザーファンドの2021年12月15日現在（以下「計算日」という）の状況は次の通りであります。

なお、以下に記載した情報は監査意見の対象外であります。

「アメリカズ・ロングショート・マザーファンド」の状況

(1) 貸借対照表

項目	(2021年12月15日現在)
	金額(円)
資産の部	
流動資産	
金銭信託	39,717,107
投資証券	1,816,434,492
流動資産合計	1,856,151,599
資産合計	1,856,151,599
負債の部	
流動負債	
派生商品評価勘定	5,482,019
未払解約金	4,116,563
流動負債合計	9,598,582
負債合計	9,598,582
純資産の部	
元本等	
元本	1,373,802,353
剰余金	
剰余金又は欠損金（ ）	472,750,664
元本等合計	1,846,553,017
純資産合計	1,846,553,017
負債純資産合計	1,856,151,599

(注)親投資信託の計算期間は、原則として、毎年6月21日から翌年6月20日までであります。

(2) 注記表

(重要な会計方針に係る事項に関する注記)

1 有価証券の評価基準及び評価方法

投資証券は移動平均法に基づき、原則として以下の通り時価評価しております。

(1) 金融商品取引所等に上場されている有価証券

金融商品取引所等に上場されている有価証券は、原則として当該取引所等における計算日において知りうる直近の最終相場で評価しております。

(2) 金融商品取引所等に上場されていない有価証券

当該有価証券については、原則として、金融機関の提示する価額又は価格情報会社の提供する価額のいずれかから入手した価額で評価しております。

(3) 時価が入手できなかった有価証券

適正な評価額を入手できなかった場合又は入手した評価額が時価と認定できない事由が認められた場合は、委託会社が忠実義務に基づいて合理的事由をもって時価と認めた価額もしくは受託者と協議のうえ両者が合理的事由をもって時価と認めた価額で評価しております。

2 デリバティブの評価基準及び評価方法

為替予約取引

個別法に基づき、原則としてわが国における計算日の対顧客先物売買相場の仲値で評価しております。

3 外貨建資産・負債の本邦通貨への換算基準

外貨建資産・負債の円換算については原則として、わが国における計算日の対顧客電信売買相場の仲値によって計算しております。

4 その他財務諸表作成のための基礎となる事項

外貨建資産等の会計処理

外貨建資産等については、「投資信託財産の計算に関する規則」(平成12年総理府令第133号)第60条の規定に基づき、通貨の種類ごとに勘定を設けて、邦貨建資産等と区分する方法を採用しております。従って、外貨の売買については、同規則第61条の規定により処理し、為替差損益を算定しております。

(会計方針の変更に関する注記)

(時価の算定に関する会計基準等の適用)

「時価の算定に関する会計基準」(企業会計基準第30号 2019年7月4日。以下「時価算定会計基準」という。)等を開示対象ファンドの当中間計算期間の期首から適用し、時価算定会計基準第19項に定める経過的な取扱いに従って、時価算定会計基準等が定める新たな会計方針を将来にわたって適用することとしました。これによる、財務諸表への影響は軽微であります。

また、金融商品に関する注記に記載の通り、金融商品の時価のレベルごとの内訳等に関する事項の注記は行っておりません。

(貸借対照表に関する注記)

項目	(2021年12月15日現在)
1 当該計算日における受益権総数	1,373,802,353口
2 1口当たり純資産額	1.3441円

(金融商品に関する注記)

金融商品の時価等に関する事項

(2021年12月15日現在)

1 貸借対照表計上額、時価及び差額

貸借対照表上の金融商品は原則としてすべて時価で評価しているため、貸借対照表計上額と時価との差額はありません。

2 時価の算定方法

(1) 有価証券

「(重要な会計方針に係る事項に関する注記)」に記載しております。

(2) デリバティブ取引

デリバティブ取引については、「(その他の注記)」の「3 デリバティブ取引関係」に記載しております。

(3) コール・ローン等の金銭債権及び金銭債務

これらの科目は短期間で決済されるため、時価は帳簿価額と近似していることから、当該帳簿価額によっております。

3 金融商品の時価等に関する事項の補足説明

金融商品の時価の算定においては一定の前提条件等を採用しているため、異なる前提条件等によった場合、当該価額が異なることもあります。

また、デリバティブ取引に関する契約額等は、あくまでもデリバティブ取引における名目的な契約額又は計算上の想定元本であり、当該金額自体がデリバティブ取引のリスクの大きさを示すものではありません。

4 金銭債権の計算日後の償還予定額

金銭債権はすべて1年以内に償還予定であります。

金融商品の時価のレベルごとの内訳等に関する事項

「中間財務諸表等の用語、様式及び作成方法に関する規則」附則（令和3年9月24日改正内閣府令第61号）第4条第5項に従い、記載を省略しております。

(その他の注記)

- 1 本報告書における開示対象ファンドの当該中間計算期間における当該親投資信託の元本額の変動及び
計算日における元本の内訳

(2021年12月15日現在)	
同中間計算期間の期首元本額	1,290,727,867円
同中間計算期間中の追加設定元本額	229,066,827円
同中間計算期間中の一部解約元本額	145,992,341円
同中間計算期間末日の元本額	1,373,802,353円
当該親投資信託受益証券を投資対象とする投資信託の元本額は次の通りです。	
サイエンティフィック・エクイティ・ファンド	311,784,175円
ブラックロック・アメリカ大陸ロング・ショート・ファンド (ダイワ投資一任専用)	1,062,018,178円
合計	1,373,802,353円

- 2 有価証券関係

該当事項はありません。

3 デリバティブ取引関係

取引の時価等に関する事項

通貨関連

区分	種類	(2021年12月15日現在)			
		契約額等(円)		時価(円)	評価損益(円)
			うち1年超 (円)		
市場取引 以外の取引	為替予約取引 売建 アメリカドル	1,817,827,721		1,823,309,740	5,482,019
合計		1,817,827,721		1,823,309,740	5,482,019

(注1) 時価の算定方法

為替予約取引

- 1 計算日に対顧客先物相場の仲値が発表されている外貨については、以下のように評価しております。
計算日において為替予約の受渡日(以下「当該日」という)の対顧客先物相場が発表されている場合は、当該為替予約は当該仲値で評価しております。
計算日において当該日の対顧客先物相場が発表されていない場合は、以下の方法によっております。
・計算日に当該日を超える対顧客先物相場が発表されている場合には、発表されている先物相場のうち当該日に最も近い前後二つの先物相場の仲値をもとに計算したレートを用いております。
・計算日に当該日を超える対顧客先物相場が発表されていない場合には、当該日に最も近い発表されている対顧客先物相場の仲値を用いております。
- 2 計算日に対顧客先物相場の仲値が発表されていない外貨については、計算日の対顧客相場の仲値で評価しております。
- 3 上記の算定方法にて、適正な時価と認定できない事由が認められた場合は、投資信託委託会社が忠実義務に基づいて合理的な事由をもって時価と認められた価額で評価しております。

(注2) 上記取引で、ヘッジ会計が適用されているものではありません。

(参考情報)

当ファンドは、「ブラックロック・ストラテジック・ファンズ ブラックロック・アメリカズ・ダイバーシファイド・エクイティ・アブソルート・リターン・ファンド クラスX投資証券」及び「インスティテューショナル・キャッシュ・シリーズplc ブラックロック・ICS・USTレジャーリー・ファンド エージェンシークラス投資証券」(以下、両者を併せて「同ファンド」という。)を主要投資対象としており、貸借対照表の資産の部に計上された投資証券は、すべて同ファンドの投資証券であります。同ファンドの状況は以下のとおりであります。

なお、以下に記載した情報は監査意見の対象外です。

同ファンドの状況

(1) 「ブラックロック・ストラテジック・ファンズ ブラックロック・アメリカズ・ダイバーシファイド・エクイティ・アブソルート・リターン・ファンド クラスX投資証券」は、ルクセンブルグにおいて設立されたオープンエンド型投資法人が発行するファンドであり、当該ファンドの現時点で日本語に翻訳された直近の情報は、2021年5月31日に終了する計算期間(2020年6月1日から2021年5月31日まで)に係る財務書類であります。

当該財務書類は、当該ファンドを含む「ブラックロック・ストラテジック・ファンズ」の2021年5月31日現在の財務書類のうち、当該ファンドにかかる部分を、委託会社において抜粋し、その原文を翻訳したものです。なお、財務書類に含まれる「投資有価証券明細表」の銘柄については原文通り英語表記で行っております。

(2) 「インスティテューショナル・キャッシュ・シリーズplc ブラックロック・ICS・USTレジャーリー・ファンド エージェンシークラス投資証券」は、アイルランドにおいて設立されたオープンエンド型投資法人が発行するファンドであり、当該ファンドの現時点で日本語に翻訳された直近の情報は、2021年3月31日に終了する中間計算期間(2020年10月1日から2021年3月31日まで)に係る中間財務書類であります。

当該中間財務書類は、当該ファンドを含む「インスティテューショナル・キャッシュ・シリーズplc」の2021年3月31日現在の中間財務書類のうち、当該ファンドにかかる部分を、委託会社において抜粋し、その原文を翻訳したものです。なお、中間財務書類に含まれる「投資有価証券明細表」の銘柄については原文通り英語表記で行っております。なお、アイルランドにおける独立監査人の監査を受けておりません。

純資産計算書 2021年5月31日現在

	注記	米ドル
資産		
投資有価証券 - 取得原価		649,950,412
未実現評価益		1,086,307
投資有価証券 - 時価	2 (a)	651,036,719
銀行預金	2 (a)	3,155,353
ブローカーに対する債権	15	73,830
未収利息および未収配当金	2 (a)、2 (d)	70,063
売却投資有価証券未収金	2 (a)、2 (d)	166,809,291
販売投資証券未収金	2 (a)	33,214,619
以下に係る未実現評価益：		
未決済先渡為替予約	2 (d)	3,611,072
差金決済契約	2 (d)	64,072,776
資産合計		922,043,723
負債		
銀行からの借入金	2 (a)	335
未払利息および未払配当金	2 (a)、2 (d)	2,725,316
購入投資有価証券未払金	2 (a)、2 (d)	160,995,883
買戻し投資証券未払金	2 (a)	967,268
以下に係る未実現評価損：		
未決済先渡為替予約	2 (d)	864,966
差金決済契約	2 (d)	66,489,912
未払費用およびその他の負債	2 (a)、4、5、 6、7、8	2,863,160
負債合計		234,906,840
純資産合計		687,136,883

添付の注記は、これらの財務書類の不可分の一部である。

3 会計年度末における純資産価額の概要 2021年5月31日現在

	通貨	ブラックロック・アメリカズ・ダイバーシファイド・ エクイティ・アブソルート・リターン・ファンド		
		2021年 5月31日現在	2020年 5月31日現在	2019年 5月31日現在
純資産合計	米ドル	687,136,883	937,142,511	1,240,896,160
以下の1口当たり純資産価額：				
クラスA無分配投資証券（豪ドル）	豪ドル	170.72	207.03	193.21
クラスA無分配投資証券（ユーロ）	ユーロ	90.95	103.78	100.78
クラスAスウェーデン・クローナ・ ヘッジ無分配投資証券	スウェーデン・ クローナ	120.10	125.53	125.05
クラスA無分配英国報告型投資証券	米ドル	131.19	136.43	132.72
クラスAユーロ・ヘッジ無分配英国 報告型投資証券	ユーロ	117.77	123.55	123.33
クラスA無分配英国報告型投資証券 （英ポンド）	英ポンド	146.85	175.23	167.39
クラスD無分配投資証券	米ドル	113.03	116.95	113.21
クラスDスイス・フラン・ヘッジ無 分配投資証券	スイス・フラン	98.68	103.32	102.97
クラスDユーロ・ヘッジ無分配英国 報告型投資証券	ユーロ	122.08	127.47	126.74
クラスD英ポンド・ヘッジ無分配英国 報告型投資証券	英ポンド	108.83	112.83	110.81
クラスEユーロ・ヘッジ無分配投資 証券	ユーロ	94.29	99.43	99.76
クラスIユーロ・ヘッジ無分配投資 証券	ユーロ	99.92	104.03	103.04
クラスI日本円・ヘッジ無分配投資 証券	日本円	9,650.34	10,001.49	9,901.72
クラスIスウェーデン・クローナ・ ヘッジ無分配投資証券	スウェーデン・ クローナ	92.79	96.24	95.14
クラスI無分配英国報告型投資証券	米ドル	107.53	110.94	107.08
クラスX無分配投資証券	米ドル	160.83	164.27	156.99

添付の注記は、これらの財務書類の不可分の一部である。

損益および純資産変動計算書 2021年5月31日に終了した会計年度

	注記	ブラックロック・アメリカズ・ダイ バーシファイド・エクイティ・アプ ソルット・リターン・ファンド 米ドル
期首純資産		937,142,511
収益		
預金利息	2 (c)	583,855
債券利息	2 (c)	2,147,022
差金決済契約に係る受取利息	2 (c)、2 (d)	1,486
スワップに係る受取利息および受取配当金	2 (c)	19,228
差金決済契約に係る受取配当金、源泉徴収税控除後	2 (c)、2 (d)	40,310,706
収益合計		43,062,297
費用		
銀行利息	2 (c)	9,311
差金決済契約に係る支払利息	2 (c)、2 (d)	13,412,933
スワップに係る支払利息および支払配当金	2 (c)	22,550
差金決済契約に係る支払配当金、源泉徴収税控除後	2 (c)、2 (d)	54,245,222
年間サービス費用	5	1,520,868
預託報酬	2 (i)、6	2,542,426
税金	8	273,307
パフォーマンス・フィー	7	128
販売報酬	4	43,914
ローン・コミットメント・フィー	14	766
投資運用報酬および投資運用再委託報酬	4	9,981,045
費用合計		82,052,470
投資純損失		(38,990,173)
以下に係る実現純利益 / (損失) :		
投資有価証券	2 (a)、2 (b)	6,771,133
差金決済契約	2 (d)	(8,515,291)
外貨および先渡為替予約	2 (d)、2 (e)、2 (j)	43,363,572
スワップ取引	2 (d)	(1,931,327)
当期実現純利益		39,688,087
以下に係る未実現評価益 / (損) の純変動額 :		
投資有価証券	2 (a)	1,026,305
差金決済契約	2 (d)	(4,083,704)
外貨および先渡為替予約	2 (d)、2 (e)、2 (j)	(8,053,157)
スワップ取引	2 (d)	1,353,800
当期末実現評価益 / (損) の純変動		(9,756,756)
運用成績による純資産の減少		(9,058,842)
資本の変動		
投資証券発行による正味受取額		379,340,076
投資証券買戻しによる正味支払額		(620,286,862)
資本の変動による純資産の減少		(240,946,786)
期末純資産		687,136,883

添付の注記は、これらの財務書類の不可分の一部である。

発行済投資証券口数変動表 2021年5月31日に終了した会計年度

ブラックロック・アメリカズ・ダイバーシファイド・エクイティ・
アブソルート・リターン・ファンド

	期首発行済 投資証券口数	当期発行 投資証券口数	当期買戻し 投資証券口数	期末発行済 投資証券口数
クラスA無分配投資証券(豪ドル)	149	-	-	149
クラスA無分配投資証券(ユーロ)	45	-	-	45
クラスAスウェーデン・クローナ・ヘッジ無分配 投資証券	1,881,101	1,742,676	2,068,879	1,554,898
クラスA無分配英国報告型投資証券	353,261	60,755	196,445	217,571
クラスAユーロ・ヘッジ無分配英国報告型投資証 券	1,968,095	785,108	1,277,945	1,475,258
クラスA無分配英国報告型投資証券(英ポンド)	9,256	397	9,193	460
クラスD無分配投資証券	428,222	157,566	338,405	247,383
クラスDスイス・フラン・ヘッジ無分配投資証券	19,529	716	15,841	4,404
クラスDユーロ・ヘッジ無分配英国報告型投資証 券	473,060	240,170	326,200	387,030
クラスD英ポンド・ヘッジ無分配英国報告型投資 証券	865	-	719	146
クラスEユーロ・ヘッジ無分配投資証券	109,970	1,630	58,352	53,248
クラスIユーロ・ヘッジ無分配投資証券	356,609	470,480	453,925	373,164
クラスI日本円・ヘッジ無分配投資証券	2,557,822	922,019	1,503,239	1,976,602
クラスIスウェーデン・クローナ・ヘッジ無分配 投資証券	1,047,661	308,410	5,195	1,350,876
クラスI無分配英国報告型投資証券	1,395,570	346,382	976,896	765,056
クラスX無分配投資証券	94,160	22,194	24,372	91,982

添付の注記は、これらの財務書類の不可分の一部である。

ブラックロック・アメリカズ・ダイバーシファイド・エクイティ・アブソルート・リターン・ファンド

投資有価証券明細表 2021年5月31日現在

保有高	銘柄	時価 (米ドル)	純資産比率 (%)
公認の証券取引所に上場されているまたはその他の規制市場で取引されている譲渡可能な有価証券および短期金融商品			
普通株式			
	ケイマン諸島		
152,274	Apollo Strategic Growth Capital II (Unit)	1,522,740	0.22
		1,522,740	0.22
	米国		
3,242	Alkami Technology Inc	107,861	0.02
8,408	Bumble Inc 'A'	401,230	0.06
17,358	DoubleVerify Holdings Inc	640,337	0.09
2,773	Figs Inc 'A'	94,698	0.01
5,016	Flywire Corp	172,249	0.03
12,768	Ikena Oncology Inc	229,824	0.03
17,663	Innovage Holding Corp	377,988	0.05
45,776	Inspired Entertainment Inc	524,593	0.08
9,413	Olo Inc 'A'	318,630	0.05
10,623	ON24 Inc	341,848	0.05
22,048	Paymentus Holdings Inc 'A'	672,464	0.10
16,935	Privia Health Group Inc	554,282	0.08
4,876	Procure Technologies Inc	421,384	0.06
8,231	Qualtrics International Inc 'A'	283,476	0.04
7,172	Recursion Pharmaceuticals Inc 'A'	189,054	0.03
7,795	UiPath Inc 'A'	622,197	0.09
		5,952,115	0.87
普通株式合計		7,474,855	1.09
債券			
	米国		
USD 24,450,000	United States Cash Management Bill 3/8/2021 (Zero Coupon)	24,449,022	3.56
USD 15,000,000	United States Treasury Bill 10/6/2021 (Zero Coupon)	14,999,644	2.18
USD 17,000,000	United States Treasury Bill 1/7/2021 (Zero Coupon)	16,998,725	2.47
USD 15,500,000	United States Treasury Bill 12/8/2021 (Zero Coupon)	15,499,709	2.26
USD 15,000,000	United States Treasury Bill 26/8/2021 (Zero Coupon)	14,998,029	2.18
USD 15,000,000	United States Treasury Bill 2/9/2021 (Zero Coupon)	14,998,954	2.18
USD 5,000,000	United States Treasury Bill 27/1/2022 (Zero Coupon)	4,997,000	0.73
		106,941,083	15.56
債券合計		106,941,083	15.56
譲渡性預金証書			
	オーストラリア		
USD 10,700,000	Westpac Banking Corp 0.39% 9/6/2021	10,700,000	1.56
		10,700,000	1.56

保有高	銘柄	時価 (米ドル)	純資産比率 (%)
	日本		
USD 2,000,000	The Norinchukin Bank FRN 13/8/2021	2,000,026	0.29
		2,000,026	0.29
	スイス		
USD 5,000,000	Credit Suisse AG FRN 15/2/2022	5,000,000	0.73
		5,000,000	0.73
	米国		
USD 12,400,000	Bank of America NA 0.20% 1/12/2021	12,400,000	1.80
USD 10,000,000	Bank of Montreal 0.27% 12/8/2021	10,000,000	1.45
USD 10,000,000	Bank of Nova Scotia 0.28% 24/11/2021	10,000,000	1.46
USD 6,000,000	Bank of Nova Scotia 0.23% 4/5/2022	6,000,000	0.87
USD 7,000,000	BNP Paribas 0.22% 1/2/2022	7,000,000	1.02
USD 4,500,000	Canadian Imperial Bank of Commerce 0.24% 4/5/2022	4,500,000	0.65
USD 7,000,000	DZ Bank AG Deutsche Zentral Genoss 0.14% 9/7/2021	7,000,000	1.02
USD 10,000,000	Mitsubishi Ufj Trust And Banking Corp 0.15% 16/8/2021	10,000,000	1.46
USD 15,000,000	Mizuho Bank Ltd 0.22% 11/8/2021	15,000,000	2.18
USD 10,000,000	Oversea-Chinese Banking Corp 0.29% 18/6/2021	10,000,000	1.45
USD 14,900,000	Skandinaviska Enskilda Banken AB 0.23% 4/8/2021	14,900,000	2.17
USD 8,000,000	Sumitomo Mitsui Trust Bank Ltd 0.19% 6/7/2021	8,000,078	1.16
USD 3,000,000	Sumitomo Mitsui Trust Bank Ltd 0.15% 11/8/2021	3,000,000	0.44
USD 3,900,000	Swedbank AB 0.18% 8/9/2021	3,900,428	0.57
USD 6,500,000	UBS AG 0.27% 11/3/2022	6,500,000	0.95
USD 5,000,000	Westpac Banking Corp 0.24% 30/3/2022	5,000,000	0.73
		133,200,506	19.38
譲渡性預金証書合計		150,900,532	21.96
	コマーシャル・ペーパー		
	オーストラリア		
USD 5,000,000	ANZ New Zealand International Ltd FRN 8/11/2021	4,996,222	0.73
USD 1,100,000	Westpac Banking Corp 1/4/2022 (Zero Coupon)	1,097,864	0.16
		6,094,086	0.89
	カナダ		
USD 4,200,000	Alberta 7/6/2021 (Zero Coupon)	4,199,902	0.61
USD 9,500,000	National Bank of Canada 1/7/2021 (Zero Coupon)	9,498,892	1.38
USD 2,000,000	National Bank of Canada FRN 14/3/2022	1,996,346	0.29
USD 9,000,000	Ontario Teachers' Finance Trust FRN 14/9/2021	8,996,587	1.31
USD 9,000,000	Toronto-Dominion Bank 16/6/2021 (Zero Coupon)	8,999,437	1.31
USD 6,000,000	Toronto-Dominion Bank FRN 6/8/2021	5,998,350	0.87
		39,689,514	5.77
	フランス		
USD 15,000,000	BPCE SA 1/7/2021 (Zero Coupon)	14,994,125	2.18
		14,994,125	2.18
	ドイツ		
USD 10,000,000	Erste Abwicklungsanstalt 10/8/2021 (Zero Coupon)	9,997,083	1.45
		9,997,083	1.45

保有高	銘柄	時価 (米ドル)	純資産比率 (%)
	アイルランド		
USD 7,000,000	Matchpoint Finance Plc FRN 12/10/2021	6,994,569	1.02
		6,994,569	1.02
	日本		
USD 6,050,000	Sumitomo Mitsui Banking Corp 9/8/2021 (Zero Coupon)	6,049,072	0.88
		6,049,072	0.88
	ニュージーランド		
USD 4,500,000	ASB Finance Ltd FRN 12/11/2021	4,496,105	0.66
USD 5,500,000	BNZ International Funding 9/6/2021 (Zero Coupon)	5,499,841	0.80
USD 10,000,000	BNZ International Funding FRN 1/11/2021	9,991,500	1.45
		19,987,446	2.91
	ノルウェー		
USD 7,500,000	DNB Bank ASA 15/7/2021 (Zero Coupon)	7,498,213	1.09
		7,498,213	1.09
	シンガポール		
USD 10,000,000	DBS Bank Ltd FRN 2/8/2021	9,997,244	1.46
USD 13,500,000	Oversea-Chinese Banking Corp 14/6/2021 (Zero Coupon)	13,499,220	1.96
		23,496,464	3.42
	スペイン		
USD 6,500,000	Banco Santander SA FRN 10/8/2021	6,497,978	0.94
		6,497,978	0.94
	スウェーデン		
USD 7,400,000	Nordea Bank Abp FRN 8/11/2021	7,394,738	1.08
USD 5,000,000	Skandinaviska Enskilda Banken AB 26/7/2021 (Zero Coupon)	4,998,243	0.73
USD 1,500,000	Skandinaviska Enskilda Banken AB 7/9/2021 (Zero Coupon)	1,499,306	0.22
USD 10,100,000	Svenska Handelsbanken AB 5/10/2021 (Zero Coupon)	10,093,637	1.47
USD 5,250,000	Svenska Handelsbanken AB FRN 5/5/2022	5,238,663	0.76
USD 1,500,000	Swedbank AB 1/6/2021 (Zero Coupon)	1,500,000	0.22
USD 6,500,000	Swedbank AB 5/10/2021 (Zero Coupon)	6,496,360	0.94
		37,220,947	5.42
	英国		
USD 7,000,000	Standard Chartered Bank FRN 4/5/2022	6,983,618	1.02
		6,983,618	1.02
	米国		
USD 4,000,000	ABN Amro Funding USA LLC FRN 4/2/2022	3,994,213	0.58
USD 5,000,000	Barton Capital SA FRN 27/9/2021	4,996,558	0.73
USD 10,000,000	BNG Bank NV 1/6/2021 (Zero Coupon)	10,000,000	1.46
USD 3,000,000	CAFCO LLC FRN 1/9/2021	2,999,157	0.44
USD 4,000,000	Charta LLC FRN 1/9/2021	3,998,876	0.58
USD 8,465,000	Citigroup Global Markets Inc FRN 1/4/2022	8,447,844	1.23
USD 8,000,000	Crown Point Capital LLC 5/10/2021 (Zero Coupon)	7,991,600	1.16
USD 945,000	Fairway Finance Co LLC 2/6/2021 (Zero Coupon)	944,997	0.14
USD 6,000,000	Federation des Caisses Desjardins FRN 2/7/2021	5,999,251	0.87
USD 7,000,000	Federation Des Caisses Desjardins 3/6/2021 (Zero Coupon)	6,999,965	1.02
USD 11,500,000	FMS Wertmanagement 2/6/2021 (Zero Coupon)	11,499,954	1.67
USD 2,800,000	ING US Funding LLC FRN 18/2/2022	2,795,924	0.41

保有高	銘柄	時価 (米ドル)	純資産比率 (%)
	米国(続き)		
USD 4,500,000	Ionic Capital II Trust 16/6/2021 (Zero Coupon)	4,499,662	0.65
USD 15,000,000	JP Morgan Securities LLC FRN 4/4/2022	14,969,300	2.18
USD 10,000,000	La Fayette Asset Securitization LLC 16/6/2021 (Zero Coupon)	9,999,333	1.46
USD 10,000,000	La Fayette Asset Securitization LLC 8/7/2021 (Zero Coupon)	9,998,458	1.45
USD 1,100,000	Lime Funding LLC 17/6/2021 (Zero Coupon)	1,099,917	0.16
USD 15,000,000	Macquarie Bank Ltd FRN 7/6/2021	14,999,587	2.18
USD 5,000,000	Macquarie Bank Ltd 27/8/2021 (Zero Coupon)	4,997,946	0.73
USD 8,000,000	Manhattan Asset Funding Co LLC 2/7/2021 (Zero Coupon)	7,999,311	1.16
USD 8,000,000	Mont Blanc Capital Corp FRN 10/8/2021	7,997,356	1.16
USD 15,000,000	Old Line Funding LLC FRN 17/6/2021	14,999,033	2.18
USD 5,000,000	Ridgefield Funding Co LLC 7/6/2021 (Zero Coupon)	4,999,758	0.73
USD 10,000,000	Societe Generale SA 2/6/2021 (Zero Coupon)	9,999,917	1.46
USD 3,000,000	Societe Generale SA 20/7/2021 (Zero Coupon)	2,999,143	0.44
USD 15,000,000	Suncorp Metway Ltd 31/8/2021 (Zero Coupon)	14,992,796	2.18
USD 5,000,000	Suncorp Metway Ltd FRN 7/9/2021	4,997,278	0.73
		200,217,134	29.14
	コマーシャル・ペーパー合計	385,720,249	56.13
	公認の証券取引所に上場されているまたはその他の規制市場で取引されている 譲渡可能な有価証券および短期金融商品合計	651,036,719	94.74
	投資有価証券(時価)合計	651,036,719	94.74
	その他の純資産	36,100,164	5.26
	純資産合計(米ドル)	687,136,883	100.00

添付の注記は、これらの財務書類の不可分の一部である。

保有高	銘柄	取引相手	未実現純評価 益/(損) (米ドル)
デリバティブ金融商品			
差金決済契約			
バミューダ			
(12,964)	Liberty Latin America Ltd 'C'	Goldman Sachs	(25)
(19,812)	Liberty Latin America Ltd 'C'	Morgan Stanley	1,932
			<u>1,907</u>
ブラジル			
13,100	Agrenco Ltd*	Morgan Stanley	(395)
(3)	Banco ABC Brasil SA (Pref)	Morgan Stanley	(1)
13,700	Laep Investments Ltd*	Goldman Sachs	(730)
24,300	Laep Investments Ltd*	Morgan Stanley	(1,280)
			<u>(2,406)</u>
カナダ			
744	Advanz Pharma Corp Ltd	Morgan Stanley	304
1,858	Bellatrix Exploration Ltd*	Morgan Stanley	(565)
(26,058)	Poseidon Concepts Corp*	Morgan Stanley	5,811
12,100	Sears Canada Inc*	Morgan Stanley	(6,175)
			<u>(625)</u>
ドイツ			
3,775	Perpetua Resources Corp	Barclays Bank	343,906
1,600	Perpetua Resources Corp	Goldman Sachs	145,024
			<u>488,930</u>
ハード島とマクドナルド諸島			
(16,176)	Eagle Bulk Shipping Inc	Barclays Bank	20,313
			<u>20,313</u>
ペルー			
7,452	Tahoe Resources Inc	Morgan Stanley	-
			<u>-</u>
シンガポール			
(948)	Maxeon Solar Technologies Ltd	Barclays Bank	19
			<u>19</u>
米国			
(3,830)	10X Genomics Inc 'A'	Bank of America Merrill Lynch	(138,532)
(757)	10X Genomics Inc 'A'	HSBC	(34,186)
(4,151)	10X Genomics Inc 'A'	Morgan Stanley	(57,408)
12,111	180 Life Sciences Corp	Goldman Sachs	11,142
28,595	1-800-Flowers.com Inc 'A'	Morgan Stanley	(44,608)
8,175	1Life Healthcare Inc	Bank of America Merrill Lynch	32,863
(741)	1Life Healthcare Inc	Bank of America Merrill Lynch	(2,979)
1,530	1Life Healthcare Inc	Barclays Bank	5,997
(2,046)	1Life Healthcare Inc	Barclays Bank	(8,020)
8,431	1Life Healthcare Inc	Goldman Sachs	33,892
13,923	1Life Healthcare Inc	Morgan Stanley	54,579
(1,773)	1Life Healthcare Inc	Morgan Stanley	(6,950)
5,723	1st Constitution Bancorp	Bank of America Merrill Lynch	6,810
3,831	1st Constitution Bancorp	Barclays Bank	(843)

保有高	銘柄	取引相手	未実現純評価 益/(損) (米ドル)
	米国(続き)		
6,479	1st Constitution Bancorp	Goldman Sachs	7,710
24,122	1st Constitution Bancorp	HSBC	62,958
24,706	1st Constitution Bancorp	Morgan Stanley	(5,435)
(6,807)	1st Source Corp	Bank of America Merrill Lynch	(2,451)
(14,087)	1st Source Corp	Barclays Bank	(12,819)
(39,075)	1st Source Corp	Goldman Sachs	(14,067)
(19,856)	1st Source Corp	HSBC	(29,784)
(8,168)	1st Source Corp	Morgan Stanley	(7,433)
6,692	2U Inc	Bank of America Merrill Lynch	9,837
2,612	2U Inc	Barclays Bank	52
(1,322)	2U Inc	Goldman Sachs	(1,943)
(6,138)	3D Systems Corp	Bank of America Merrill Lynch	(41,125)
(6,177)	3D Systems Corp	Barclays Bank	(9,266)
(7,136)	3D Systems Corp	Goldman Sachs	(47,811)
(5,468)	3M Co	Barclays Bank	(2,351)
(6,435)	3M Co	HSBC	27,182
(13,155)	3M Co	Morgan Stanley	(5,657)
3,129	4D Molecular Therapeutics Inc	Bank of America Merrill Lynch	(512)
11,850	4D Molecular Therapeutics Inc	Barclays Bank	1,608
1,751	4D Molecular Therapeutics Inc	Goldman Sachs	(423)
1,304	4D Molecular Therapeutics Inc	HSBC	(452)
4,473	89bio Inc	Bank of America Merrill Lynch	(12,748)
9,658	8x8 Inc	Goldman Sachs	(3,863)
18,518	8x8 Inc	HSBC	(84,998)
3,449	8x8 Inc	Morgan Stanley	655
(3,485)	908 Devices Inc	Bank of America Merrill Lynch	(18,924)
(3,605)	908 Devices Inc	Barclays Bank	(13,266)
(1,147)	908 Devices Inc	Goldman Sachs	(6,228)
6,749	A O Smith Corp	Barclays Bank	12,756
8,026	A O Smith Corp	Goldman Sachs	1,605
6,077	A O Smith Corp	HSBC	(7,171)
(4,282)	A O Smith Corp	Morgan Stanley	(2,813)
4,577	A10 Networks Inc	Bank of America Merrill Lynch	1,922
34,266	A10 Networks Inc	Goldman Sachs	14,392
(22,029)	AAON Inc	Bank of America Merrill Lynch	26,745
(3,456)	AAON Inc	Barclays Bank	380
(9,197)	AAON Inc	Goldman Sachs	14,899
(1,436)	AAON Inc	HSBC	(474)
(9,442)	AAON Inc	Morgan Stanley	985
(6,357)	AAR Corp	Barclays Bank	(14,303)
(8,343)	AAR Corp	Goldman Sachs	(12,431)
1,616	Aaron's Co Inc	Bank of America Merrill Lynch	18
3,278	Aaron's Co Inc	Barclays Bank	4,513
6,353	Aaron's Co Inc	HSBC	15,722
2,621	Aaron's Co Inc	Morgan Stanley	(77)

保有高	銘柄	取引相手	未実現純評価 益/(損) (米ドル)
	米国(続き)		
(1,226)	Abbott Laboratories	Bank of America Merrill Lynch	110
(2,241)	Abbott Laboratories	Barclays Bank	1,434
(29,683)	Abbott Laboratories	Goldman Sachs	2,671
10,082	AbbVie Inc	Barclays Bank	(27,322)
(1,789)	AbbVie Inc	Goldman Sachs	6,917
11,509	Abeona Therapeutics Inc	Goldman Sachs	3,338
24,840	Abeona Therapeutics Inc	Morgan Stanley	2,484
(20,241)	Abercrombie & Fitch Co 'A'	Barclays Bank	(102,419)
916	ABIOMED Inc	Bank of America Merrill Lynch	15,233
2,248	ABIOMED Inc	Barclays Bank	10,817
458	ABIOMED Inc	Goldman Sachs	2,981
704	ABIOMED Inc	HSBC	6,556
1,185	ABIOMED Inc	Morgan Stanley	5,670
22,246	ABM Industries Inc	Bank of America Merrill Lynch	(66,516)
39,117	ABM Industries Inc	Barclays Bank	12,126
8,131	ABM Industries Inc	Goldman Sachs	(24,312)
1,979	ABM Industries Inc	Morgan Stanley	613
(14,205)	Acacia Research Corp	HSBC	2,699
(39,504)	Acacia Research Corp	Morgan Stanley	9,876
5,891	Academy Sports & Outdoors Inc	Barclays Bank	16,907
8,625	Academy Sports & Outdoors Inc	Goldman Sachs	10,091
(2,930)	Acadia Healthcare Co Inc	Bank of America Merrill Lynch	(2,520)
(6,640)	Acadia Healthcare Co Inc	Barclays Bank	(10,690)
(2,705)	Acadia Healthcare Co Inc	Goldman Sachs	(2,326)
1,489	Acadia Healthcare Co Inc	HSBC	2,319
(7,686)	Acadia Healthcare Co Inc	Morgan Stanley	(12,374)
916	ACADIA Pharmaceuticals Inc	Bank of America Merrill Lynch	1,017
(3,850)	ACADIA Pharmaceuticals Inc	Bank of America Merrill Lynch	(4,274)
5,322	ACADIA Pharmaceuticals Inc	Barclays Bank	5,428
(1,922)	ACADIA Pharmaceuticals Inc	Barclays Bank	(1,960)
2,873	ACADIA Pharmaceuticals Inc	Goldman Sachs	3,189
1,732	ACADIA Pharmaceuticals Inc	HSBC	2,286
17,414	ACADIA Pharmaceuticals Inc	Morgan Stanley	17,763
30,289	Acadia Realty Trust (REIT)	Morgan Stanley	6,966
26,272	Accel Entertainment Inc	Bank of America Merrill Lynch	(9,195)
24,405	Accel Entertainment Inc	Barclays Bank	5,613
13,122	Accel Entertainment Inc	Goldman Sachs	(4,593)
11,265	Accel Entertainment Inc	HSBC	9,125
9,848	Accel Entertainment Inc	Morgan Stanley	2,265
(14,125)	Accelerate Diagnostics Inc	Barclays Bank	(10,170)
(245)	Accelerate Diagnostics Inc	Goldman Sachs	(157)
(1,191)	Acceleron Pharma Inc	Bank of America Merrill Lynch	(5,705)
(1,378)	Acceleron Pharma Inc	Barclays Bank	(841)
(999)	Acceleron Pharma Inc	Goldman Sachs	(4,785)
(875)	Acceleron Pharma Inc	HSBC	(12,591)

保有高	銘柄	取引相手	未実現純評価 益/(損) (米ドル)
	米国(続き)		
922	Acceleron Pharma Inc	HSBC	13,268
(4,943)	Acceleron Pharma Inc	Morgan Stanley	(3,015)
5,167	Accenture Plc 'A'	Bank of America Merrill Lynch	(25,008)
1,705	Accenture Plc 'A'	Barclays Bank	(4,586)
3,833	Accenture Plc 'A'	Goldman Sachs	(18,552)
7,440	Accenture Plc 'A'	Morgan Stanley	(20,014)
14,539	ACCO Brands Corp	Barclays Bank	(6,688)
87,069	ACCO Brands Corp	Goldman Sachs	(47,017)
74,432	ACCO Brands Corp	HSBC	(248)
50,495	ACCO Brands Corp	Morgan Stanley	(15,154)
(8,794)	Accolade Inc	Bank of America Merrill Lynch	(73,518)
(1,188)	Accolade Inc	Barclays Bank	717
(2,407)	Accolade Inc	Goldman Sachs	(20,123)
53,767	Accuray Inc	Goldman Sachs	(6,452)
72,508	Accuray Inc	Morgan Stanley	(15,952)
(80,572)	AcelRx Pharmaceuticals Inc	Barclays Bank	(8,057)
(18,887)	AcelRx Pharmaceuticals Inc	Goldman Sachs	(3,966)
(11,355)	AcelRx Pharmaceuticals Inc	HSBC	(3,066)
20,235	ACI Worldwide Inc	Bank of America Merrill Lynch	(32,376)
33,620	ACI Worldwide Inc	Barclays Bank	(56,145)
50,133	ACI Worldwide Inc	Goldman Sachs	(80,212)
7,042	ACI Worldwide Inc	HSBC	(3,732)
23,646	ACI Worldwide Inc	Morgan Stanley	(39,489)
(900)	ACM Research Inc 'A'	Barclays Bank	(6,633)
(1,813)	ACM Research Inc 'A'	HSBC	(15,954)
1,668	ACNB Corp	Bank of America Merrill Lynch	350
5,858	ACNB Corp	Barclays Bank	3,749
4,971	ACNB Corp	Goldman Sachs	1,044
13,805	ACNB Corp	HSBC	966
14,025	ACNB Corp	Morgan Stanley	8,976
1,855	ACRES Commercial Realty Corp (REIT)	Morgan Stanley	(371)
(2,581)	Activision Blizzard Inc	Bank of America Merrill Lynch	(12,776)
13,117	Activision Blizzard Inc	Barclays Bank	9,838
16,065	Activision Blizzard Inc	Goldman Sachs	79,522
1,323	Actua Corp*	Bank of America Merrill Lynch	(1,191)
1,498	Acuity Brands Inc	Bank of America Merrill Lynch	6,831
(1,242)	Acushnet Holdings Corp	Bank of America Merrill Lynch	385
(19,779)	Acushnet Holdings Corp	Barclays Bank	(36,196)
(1,092)	Acushnet Holdings Corp	Goldman Sachs	339
1,613	Acutus Medical Inc	Goldman Sachs	151
5,167	Acutus Medical Inc	Morgan Stanley	8,319
40,319	Adamas Pharmaceuticals Inc	Bank of America Merrill Lynch	18,984
3,772	Adamas Pharmaceuticals Inc	Barclays Bank	1,660
13,847	Adamas Pharmaceuticals Inc	Goldman Sachs	7,639
27,570	Adamas Pharmaceuticals Inc	Morgan Stanley	9,559

保有高	銘柄	取引相手	未実現純評価 益/(損) (米ドル)
	米国(続き)		
681	Adams Resources & Energy Inc	Bank of America Merrill Lynch	(735)
904	Adams Resources & Energy Inc	Barclays Bank	(145)
736	Adams Resources & Energy Inc	Goldman Sachs	(795)
6,457	Adams Resources & Energy Inc	HSBC	(2,583)
3,128	Adams Resources & Energy Inc	Morgan Stanley	(500)
7,980	AdaptHealth Corp	Bank of America Merrill Lynch	16,598
(8,071)	AdaptHealth Corp	Barclays Bank	(8,555)
8,398	AdaptHealth Corp	Goldman Sachs	17,468
(1,535)	AdaptHealth Corp	Goldman Sachs	(1,489)
(769)	AdaptHealth Corp	HSBC	(969)
(1,554)	AdaptHealth Corp	Morgan Stanley	(1,647)
3,843	AdaptHealth Corp	Morgan Stanley	4,074
8,865	Adaptive Biotechnologies Corp	Barclays Bank	10,638
3,051	Adaptive Biotechnologies Corp	Goldman Sachs	10,373
803	Adaptive Biotechnologies Corp	Morgan Stanley	964
(808)	Addus HomeCare Corp	Barclays Bank	(1,252)
(6,203)	Addus HomeCare Corp	Goldman Sachs	(11,041)
(4,974)	Addus HomeCare Corp	HSBC	647
(3,536)	Addus HomeCare Corp	Morgan Stanley	(5,481)
(11,138)	Adicet Bio Inc	Barclays Bank	9,467
(11,240)	Adient Plc	Barclays Bank	(27,431)
14,796	Adient Plc	Barclays Bank	35,658
(4,757)	Adient Plc	Goldman Sachs	(3,901)
313	Adient Plc	Goldman Sachs	257
(13,476)	Adient Plc	HSBC	(21,562)
(5,349)	Adient Plc	Morgan Stanley	(12,891)
72,719	ADMA Biologics Inc	Bank of America Merrill Lynch	1,454
117,238	ADMA Biologics Inc	Barclays Bank	4,690
81,548	ADMA Biologics Inc	Goldman Sachs	1,631
33,193	ADMA Biologics Inc	HSBC	2,655
13,644	ADMA Biologics Inc	Morgan Stanley	546
553	Adobe Inc	Bank of America Merrill Lynch	1,817
5,297	Adobe Inc	Barclays Bank	30,814
605	Adobe Inc	Goldman Sachs	13,213
608	Adobe Inc	HSBC	13,312
13,344	Adobe Inc	Morgan Stanley	89,545
(2,015)	ADT Inc	Barclays Bank	302
(2,450)	ADT Inc	Morgan Stanley	368
(16,940)	Adtalem Global Education Inc	Bank of America Merrill Lynch	22,211
(4,036)	Adtalem Global Education Inc	Goldman Sachs	6,377
(11,392)	Adtalem Global Education Inc	HSBC	10,253
(17,337)	Adtalem Global Education Inc	Morgan Stanley	(3,987)
18,837	ADTRAN Inc	HSBC	4,144
1,840	Aduro Biotech Inc*	Barclays Bank	5,520
2,984	Aduro Biotech Inc*	Goldman Sachs	8,952

保有高	銘柄	取引相手	未実現純評価 益/(損) (米ドル)
	米国(続き)		
4,665	Aduro Biotech Inc*	Morgan Stanley	13,995
329	Advance Auto Parts Inc	Goldman Sachs	(233)
646	Advance Auto Parts Inc	Morgan Stanley	440
(1,174)	Advance Auto Parts Inc	Morgan Stanley	1,080
3,258	Advanced Drainage Systems Inc	Bank of America Merrill Lynch	1,924
7,440	Advanced Drainage Systems Inc	Barclays Bank	(12,875)
5,365	Advanced Drainage Systems Inc	Goldman Sachs	2,822
1,175	Advanced Drainage Systems Inc	HSBC	(2,319)
16,599	Advanced Drainage Systems Inc	Morgan Stanley	(37,696)
(3,743)	Advanced Emissions Solutions Inc	Bank of America Merrill Lynch	(9,133)
(16,628)	Advanced Emissions Solutions Inc	Barclays Bank	(13,136)
(16,175)	Advanced Emissions Solutions Inc	HSBC	(53,539)
(15,235)	Advanced Emissions Solutions Inc	Morgan Stanley	(12,036)
1,845	Advanced Energy Industries Inc	Bank of America Merrill Lynch	15,479
2,418	Advanced Energy Industries Inc	Barclays Bank	4,836
3,628	Advanced Energy Industries Inc	Goldman Sachs	30,439
5,340	Advanced Energy Industries Inc	Morgan Stanley	10,680
12,383	Advanced Micro Devices Inc	Bank of America Merrill Lynch	36,142
11,623	Advanced Micro Devices Inc	Barclays Bank	6,411
12,003	Advanced Micro Devices Inc	Goldman Sachs	64,188
3,190	Advanced Micro Devices Inc	HSBC	6,406
6,997	Advanced Micro Devices Inc	Morgan Stanley	16,162
(3,827)	AdvanSix Inc	HSBC	(2,602)
11,095	Adverum Biotechnologies Inc	Bank of America Merrill Lynch	(1,331)
45,814	Adverum Biotechnologies Inc	Barclays Bank	1,833
15,788	Adverum Biotechnologies Inc	Goldman Sachs	(1,895)
6,876	Adverum Biotechnologies Inc	Morgan Stanley	275
(14,623)	AECOM	Goldman Sachs	22,373
15,109	Aeglea BioTherapeutics Inc	Goldman Sachs	(12,994)
19,844	Aeglea BioTherapeutics Inc	Morgan Stanley	(7,342)
(5,907)	Aemetis Inc	Barclays Bank	(13,350)
(6,963)	Aemetis Inc	Goldman Sachs	(23,674)
(4,647)	AerCap Holdings NV	Morgan Stanley	(12,268)
(8,726)	Aerie Pharmaceuticals Inc	Bank of America Merrill Lynch	9,075
(7,552)	Aerie Pharmaceuticals Inc	Barclays Bank	6,948
(9,506)	Aerie Pharmaceuticals Inc	Goldman Sachs	9,886
(3,310)	AeroVironment Inc	Goldman Sachs	(621)
1,474	AerSale Corp	Bank of America Merrill Lynch	(206)
4,001	AES Corp	Bank of America Merrill Lynch	2,455
24,516	AES Corp	Barclays Bank	(7,110)
(16,378)	AES Corp	Barclays Bank	4,750
12,254	AES Corp	Goldman Sachs	1,371
667	AES Corp	HSBC	(212)
(11,633)	AES Corp	HSBC	3,723
5,605	AES Corp	Morgan Stanley	(863)

保有高	銘柄	取引相手	未実現純評価 益/(損) (米ドル)
	米国(続き)		
(27,135)	AES Corp	Morgan Stanley	7,869
2,495	AFC Gamma Inc	Barclays Bank	1,198
1,580	AFC Gamma Inc	Morgan Stanley	758
(1,372)	Affiliated Managers Group Inc	Barclays Bank	(8,342)
4,346	Affiliated Managers Group Inc	Morgan Stanley	28,032
(435)	Affiliated Managers Group Inc	Morgan Stanley	734
12,532	Affimed NV	Barclays Bank	(2,130)
(14,671)	Affirm Holdings Inc	Bank of America Merrill Lynch	(48,104)
(11,103)	Affirm Holdings Inc	Barclays Bank	(85,049)
(5,436)	Aflac Inc	Bank of America Merrill Lynch	(1,413)
678	Aflac Inc	Bank of America Merrill Lynch	3
(23,591)	Aflac Inc	Barclays Bank	(7,313)
(9,317)	Aflac Inc	Goldman Sachs	(2,422)
12,179	Aflac Inc	Goldman Sachs	3,199
(21,986)	Aflac Inc	HSBC	(3,298)
599	AGCO Corp	Bank of America Merrill Lynch	2,537
2,686	AGCO Corp	Barclays Bank	13,242
4,589	AGCO Corp	Goldman Sachs	3,152
203	AGCO Corp	HSBC	(1,961)
16,433	AGCO Corp	Morgan Stanley	60,718
16,641	Agenus Inc	Bank of America Merrill Lynch	16,641
47,075	Agenus Inc	Barclays Bank	10,827
40,646	Agenus Inc	Goldman Sachs	40,646
16,438	Agenus Inc	Morgan Stanley	3,781
(25,249)	Agile Therapeutics Inc	Bank of America Merrill Lynch	(1,262)
(82,645)	Agile Therapeutics Inc	Barclays Bank	4,132
(8,293)	Agile Therapeutics Inc	HSBC	(1,659)
1,303	Agilent Technologies Inc	Barclays Bank	865
7,139	Agilent Technologies Inc	Goldman Sachs	57,255
18,985	Agilent Technologies Inc	Morgan Stanley	90,938
(3,411)	Agiliti Inc	Bank of America Merrill Lynch	(24,355)
(5,498)	Agiliti Inc	Barclays Bank	(21,057)
1,903	agilon health Inc	Bank of America Merrill Lynch	11,094
4,793	agilon health Inc	Barclays Bank	9,634
2,034	agilon health Inc	Goldman Sachs	8,905
(425)	Agilysys Inc	Bank of America Merrill Lynch	(1,534)
(1,334)	Agilysys Inc	Barclays Bank	(774)
(2,694)	Agilysys Inc	Goldman Sachs	(8,999)
(12,916)	Agilysys Inc	Morgan Stanley	(7,491)
(1,874)	Agios Pharmaceuticals Inc	Bank of America Merrill Lynch	(112)
(3,804)	Agios Pharmaceuticals Inc	Barclays Bank	3,081
(4,157)	Agios Pharmaceuticals Inc	Goldman Sachs	(249)
(2,561)	Agios Pharmaceuticals Inc	Morgan Stanley	2,074
(17,012)	AGNC Investment Corp (REIT)	Bank of America Merrill Lynch	(5,614)
(36,212)	AGNC Investment Corp (REIT)	Barclays Bank	1,448

保有高	銘柄	取引相手	未実現純評価 益/(損) (米ドル)
	米国(続き)		
2,309	AGNC Investment Corp (REIT)	Barclays Bank	(92)
(20,142)	AGNC Investment Corp (REIT)	HSBC	(5,237)
(7,865)	AGNC Investment Corp (REIT)	Morgan Stanley	315
(9,211)	Agree Realty Corp (REIT)	Bank of America Merrill Lynch	(8,198)
(3,685)	Agree Realty Corp (REIT)	Barclays Bank	(995)
(23,323)	Agree Realty Corp (REIT)	Goldman Sachs	(20,757)
(4,066)	Agree Realty Corp (REIT)	HSBC	81
(15,011)	Agree Realty Corp (REIT)	Morgan Stanley	(4,053)
19,165	AgroFresh Solutions Inc	Bank of America Merrill Lynch	(2,683)
14,500	AgroFresh Solutions Inc	Barclays Bank	(1,015)
17,009	AgroFresh Solutions Inc	Goldman Sachs	(2,381)
29,560	AgroFresh Solutions Inc	Morgan Stanley	(2,069)
(586)	Air Lease Corp	Bank of America Merrill Lynch	(481)
5,083	Air Lease Corp	Bank of America Merrill Lynch	5,995
1,139	Air Lease Corp	Barclays Bank	663
593	Air Lease Corp	Goldman Sachs	727
1,884	Air Lease Corp	HSBC	2,958
(13,450)	Air Lease Corp	Morgan Stanley	(17,889)
(358)	Air Products and Chemicals Inc	Bank of America Merrill Lynch	712
2,245	Air Products and Chemicals Inc	Bank of America Merrill Lynch	(1,898)
(329)	Air Products and Chemicals Inc	Barclays Bank	(30)
6,337	Air Products and Chemicals Inc	Barclays Bank	1,130
701	Air Products and Chemicals Inc	Morgan Stanley	(86)
(14,866)	Air Transport Services Group Inc	Bank of America Merrill Lynch	5,054
(18,054)	Air Transport Services Group Inc	Barclays Bank	(8,485)
(10,948)	Air Transport Services Group Inc	Goldman Sachs	3,722
(23,430)	Air Transport Services Group Inc	HSBC	20,384
(9,052)	Air Transport Services Group Inc	Morgan Stanley	(4,254)
1,923	Airbnb Inc	Barclays Bank	8,634
3,657	Airbnb Inc	Morgan Stanley	16,420
(6,303)	Airgain Inc	Bank of America Merrill Lynch	(5,799)
(3,644)	Airgain Inc	Barclays Bank	(292)
(30,288)	Airgain Inc	Goldman Sachs	(27,133)
(1,484)	Akamai Technologies Inc	Bank of America Merrill Lynch	(1,068)
(840)	Akamai Technologies Inc	Barclays Bank	134
(3,796)	Akamai Technologies Inc	HSBC	(11,312)
(4,823)	Akamai Technologies Inc	Morgan Stanley	772
4,700	Akazoo SA*	Bank of America Merrill Lynch	(5,452)
5,417	Akazoo SA*	Barclays Bank	(6,284)
11,200	Akazoo SA*	Goldman Sachs	(12,992)
7,099	Akazoo SA*	Morgan Stanley	(8,256)
(24,603)	Akebia Therapeutics Inc	Goldman Sachs	(2,460)
6,019	Akero Therapeutics Inc	HSBC	(3,250)
1,323	Akero Therapeutics Inc	Morgan Stanley	(265)
5,236	Akouos Inc	Bank of America Merrill Lynch	52

保有高	銘柄	取引相手	未実現純評価 益/(損) (米ドル)
	米国(続き)		
10,424	Akouos Inc	Barclays Bank	9,590
3,397	Akouos Inc	HSBC	1,868
(18,182)	Akoustis Technologies Inc	Bank of America Merrill Lynch	(20,000)
(50,786)	Akoustis Technologies Inc	Barclays Bank	(25,911)
(4,969)	Akoustis Technologies Inc	HSBC	(5,118)
(2,048)	Akoustis Technologies Inc	Morgan Stanley	(1,126)
1,812	Akoya Biosciences Inc	Bank of America Merrill Lynch	(243)
1,734	Akoya Biosciences Inc	Barclays Bank	(2,029)
4,721	Akoya Biosciences Inc	Goldman Sachs	3,069
3,441	Akoya Biosciences Inc	Morgan Stanley	(4,026)
(1,350)	Alamo Group Inc	Barclays Bank	(1,337)
(3,609)	Alamo Group Inc	HSBC	24,794
(1,293)	Alamo Group Inc	Morgan Stanley	(1,280)
(7,950)	Alarm.com Holdings Inc	Barclays Bank	(1,736)
(5,021)	Alarm.com Holdings Inc	Goldman Sachs	(11,900)
(6,007)	Alarm.com Holdings Inc	Morgan Stanley	(4,396)
(2,924)	Alaska Air Group Inc	Bank of America Merrill Lynch	307
410	Alaska Air Group Inc	Bank of America Merrill Lynch	(1,013)
(5,704)	Alaska Air Group Inc	Barclays Bank	285
1,117	Alaska Air Group Inc	Barclays Bank	(56)
(8,364)	Alaska Air Group Inc	Goldman Sachs	8,773
3,021	Alaska Air Group Inc	Goldman Sachs	45
9,232	Alaska Air Group Inc	HSBC	8,516
(335)	Alaska Air Group Inc	Morgan Stanley	100
2,889	Alaska Air Group Inc	Morgan Stanley	(332)
(361)	Albany International Corp 'A'	Bank of America Merrill Lynch	(1,227)
(576)	Albany International Corp 'A'	Goldman Sachs	(1,958)
(8,321)	Albany International Corp 'A'	HSBC	(12,149)
(13,718)	Albany International Corp 'A'	Morgan Stanley	(74,763)
375	Albemarle Corp	Bank of America Merrill Lynch	(565)
(1,371)	Albemarle Corp	Barclays Bank	(10,347)
(657)	Albemarle Corp	Goldman Sachs	(5,323)
326	Albemarle Corp	HSBC	2,901
(4,672)	Albemarle Corp	Morgan Stanley	(30,965)
209	Albemarle Corp	Morgan Stanley	(33)
16,677	Albertsons Cos Inc	Bank of America Merrill Lynch	(5,337)
(3,536)	Albireo Pharma Inc	Goldman Sachs	(11,810)
(5,271)	Albireo Pharma Inc	HSBC	(23,983)
(5,351)	Albireo Pharma Inc	Morgan Stanley	(6,100)
(9,862)	Alcoa Corp	Bank of America Merrill Lynch	9,961
(3,811)	Alcoa Corp	Barclays Bank	(12,081)
16,953	Alcoa Corp	Barclays Bank	53,741
9,817	Alcoa Corp	Goldman Sachs	10,985
3,080	Alcoa Corp	HSBC	11,226
(16,872)	Alcoa Corp	Morgan Stanley	(53,484)

保有高	銘柄	取引相手	未実現純評価 益/(損) (米ドル)
	米国(続き)		
(4,159)	Aldeyra Therapeutics Inc	HSBC	(1,996)
(2,614)	Alector Inc	Bank of America Merrill Lynch	667
(2,096)	Alector Inc	Barclays Bank	184
(8,436)	Alector Inc	Goldman Sachs	(248)
11,797	Alerus Financial Corp	Barclays Bank	9,084
13,568	Alerus Financial Corp	Goldman Sachs	11,126
24,447	Alerus Financial Corp	HSBC	108,300
14,999	Alerus Financial Corp	Morgan Stanley	11,549
29,715	Alexander & Baldwin Inc (REIT)	Bank of America Merrill Lynch	16,570
40,703	Alexander & Baldwin Inc (REIT)	Barclays Bank	15,467
18,779	Alexander & Baldwin Inc (REIT)	Goldman Sachs	18,929
11,231	Alexander & Baldwin Inc (REIT)	HSBC	11,006
45,212	Alexander & Baldwin Inc (REIT)	Morgan Stanley	17,578
(4,235)	Alexander 's Inc (REIT)	Bank of America Merrill Lynch	(19,009)
(5,399)	Alexander 's Inc (REIT)	Barclays Bank	(33,417)
(5,334)	Alexander 's Inc (REIT)	Goldman Sachs	(24,907)
(1,409)	Alexander 's Inc (REIT)	HSBC	4,157
(2,456)	Alexander 's Inc (REIT)	Morgan Stanley	(15,129)
(348)	Alexandria Real Estate Equities Inc (REIT)	Bank of America Merrill Lynch	(1,883)
2,156	Alexandria Real Estate Equities Inc (REIT)	Barclays Bank	582
(1,178)	Alexandria Real Estate Equities Inc (REIT)	Barclays Bank	(318)
8,953	Alexandria Real Estate Equities Inc (REIT)	Goldman Sachs	48,436
(1,739)	Alexandria Real Estate Equities Inc (REIT)	Goldman Sachs	(9,408)
(1,157)	Alexandria Real Estate Equities Inc (REIT)	HSBC	1,018
2,825	Alexandria Real Estate Equities Inc (REIT)	Morgan Stanley	763
(1,756)	Alico Inc	Bank of America Merrill Lynch	931
(8,827)	Alico Inc	Barclays Bank	883
(13,828)	Alico Inc	Goldman Sachs	7,329
(1,837)	Alico Inc	HSBC	(827)
(5,761)	Alico Inc	Morgan Stanley	576
802	Align Technology Inc	Bank of America Merrill Lynch	24,565
2,001	Align Technology Inc	Barclays Bank	(28,615)
583	Align Technology Inc	Goldman Sachs	17,857
890	Align Technology Inc	HSBC	31,729
1,262	Align Technology Inc	Morgan Stanley	(18,047)
3,904	Aligos Therapeutics Inc	Bank of America Merrill Lynch	21,004
2,054	Aligos Therapeutics Inc	Barclays Bank	(349)
(2,416)	Alkermes Plc	Bank of America Merrill Lynch	(1,425)
(33,562)	Alkermes Plc	Barclays Bank	(17,788)
(11,262)	Alkermes Plc	Goldman Sachs	(7,628)
(1,327)	Alkermes Plc	Morgan Stanley	(703)
(421)	Allakos Inc	Bank of America Merrill Lynch	276
(1,412)	Allakos Inc	Barclays Bank	(1,363)
(1,603)	Allakos Inc	Goldman Sachs	(1,096)
(2,815)	Allakos Inc	HSBC	(18,269)

保有高	銘柄	取引相手	未実現純評価 益/(損) (米ドル)
	米国(続き)		
(314)	Allakos Inc	Morgan Stanley	(598)
999	Alleghany Corp	Bank of America Merrill Lynch	2,387
710	Alleghany Corp	Barclays Bank	1,519
43	Alleghany Corp	Goldman Sachs	367
1,212	Alleghany Corp	Morgan Stanley	4,842
(8,871)	Allegheny Technologies Inc	Bank of America Merrill Lynch	(5,677)
(20,548)	Allegheny Technologies Inc	Barclays Bank	(24,863)
(1,628)	Allegheny Technologies Inc	Goldman Sachs	(1,042)
(4,271)	Allegheny Technologies Inc	HSBC	(2,947)
(34,210)	Allegheny Technologies Inc	Morgan Stanley	(41,395)
(6,690)	Allegiance Bancshares Inc	Goldman Sachs	2,944
(20,467)	Allegiance Bancshares Inc	HSBC	(1,433)
(15,761)	Allegiance Bancshares Inc	Morgan Stanley	(1,734)
1,920	Allegiant Travel Co	Bank of America Merrill Lynch	(15,110)
(2,267)	Allegiant Travel Co	Bank of America Merrill Lynch	9,637
779	Allegiant Travel Co	Barclays Bank	(1,036)
(1,502)	Allegiant Travel Co	Barclays Bank	345
347	Allegiant Travel Co	Goldman Sachs	(2,731)
(1,612)	Allegiant Travel Co	Goldman Sachs	12,686
1,527	Allegiant Travel Co	HSBC	(171)
1,110	Allegiant Travel Co	Morgan Stanley	(255)
2,871	Allegion Plc	Bank of America Merrill Lynch	4,450
4,236	Allegion Plc	Barclays Bank	7,413
16,100	Allegion Plc	Goldman Sachs	24,006
6,479	Allegion Plc	HSBC	(13,412)
2,966	Allegion Plc	Morgan Stanley	5,190
8,923	Allegro MicroSystems Inc	Barclays Bank	11,689
14,669	Allegro MicroSystems Inc	Goldman Sachs	35,352
11,664	Allegro MicroSystems Inc	Morgan Stanley	15,280
(4,621)	ALLETE Inc	Bank of America Merrill Lynch	3,697
(4,782)	ALLETE Inc	Barclays Bank	6,169
(16,557)	ALLETE Inc	HSBC	38,743
(45,170)	ALLETE Inc	Morgan Stanley	58,269
(622)	Alliance Data Systems Corp	Bank of America Merrill Lynch	(707)
(285)	Alliance Data Systems Corp	Barclays Bank	(1,161)
(986)	Alliance Data Systems Corp	Goldman Sachs	1,035
(1,096)	Alliance Data Systems Corp	Morgan Stanley	(1,033)
16,635	Alliance Data Systems Corp	Morgan Stanley	45,746
31,890	Alliant Energy Corp	Goldman Sachs	21,366
45,309	Alliant Energy Corp	Morgan Stanley	(41,232)
2,773	Allied Motion Technologies Inc	Bank of America Merrill Lynch	(438)
7,645	Allied Motion Technologies Inc	Barclays Bank	(1,602)
3,257	Allied Motion Technologies Inc	Morgan Stanley	(2,899)
9,683	Allison Transmission Holdings Inc	Barclays Bank	(13,363)
(9,487)	Allison Transmission Holdings Inc	Barclays Bank	8,280

保有高	銘柄	取引相手	未実現純評価 益/(損) (米ドル)
	米国(続き)		
(13,559)	Allison Transmission Holdings Inc	Goldman Sachs	22,269
2,599	Allison Transmission Holdings Inc	Morgan Stanley	(3,587)
(4,219)	Allison Transmission Holdings Inc	Morgan Stanley	5,822
(8,491)	Allogene Therapeutics Inc	Barclays Bank	(4,415)
(4,202)	Allogene Therapeutics Inc	Morgan Stanley	(2,185)
(3,273)	Allovir Inc	Goldman Sachs	(839)
(2,882)	Allovir Inc	Morgan Stanley	1,400
47,120	Allscripts Healthcare Solutions Inc	Barclays Bank	25,445
42,152	Allscripts Healthcare Solutions Inc	Morgan Stanley	22,762
4,688	Allstate Corp	Bank of America Merrill Lynch	(11,298)
6,253	Allstate Corp	Barclays Bank	(3,939)
5,569	Allstate Corp	Goldman Sachs	(13,421)
(5,971)	Allstate Corp	HSBC	(12,659)
2,141	Allstate Corp	Morgan Stanley	(1,349)
20,223	Ally Financial Inc	Barclays Bank	24,268
21,580	Ally Financial Inc	Goldman Sachs	11,437
24,766	Ally Financial Inc	HSBC	25,757
15,379	Ally Financial Inc	Morgan Stanley	11,597
(1,387)	Ally Financial Inc	Morgan Stanley	(1,664)
211	Alnylam Pharmaceuticals Inc	Goldman Sachs	1,287
(1,245)	Alnylam Pharmaceuticals Inc	Goldman Sachs	(7,595)
(246)	Alnylam Pharmaceuticals Inc	Morgan Stanley	(913)
3,065	Alpha & Omega Semiconductor Ltd	Bank of America Merrill Lynch	8,337
1,960	Alpha & Omega Semiconductor Ltd	Barclays Bank	1,691
2,913	Alpha & Omega Semiconductor Ltd	Goldman Sachs	2,380
3,654	Alpha & Omega Semiconductor Ltd	Morgan Stanley	3,907
(12,196)	Alpha Metallurgical Resources Inc	HSBC	(57,199)
(4,722)	Alpha Metallurgical Resources Inc	Morgan Stanley	(17,708)
(5,004)	Alpha Pro Tech Ltd	Barclays Bank	400
602	Alphabet Inc 'A'	Bank of America Merrill Lynch	40,894
(49)	Alphabet Inc 'A'	Bank of America Merrill Lynch	656
719	Alphabet Inc 'A'	Barclays Bank	(3,013)
(14)	Alphabet Inc 'A'	Barclays Bank	59
486	Alphabet Inc 'A'	Goldman Sachs	33,014
(23)	Alphabet Inc 'A'	Goldman Sachs	(1,562)
19	Alphabet Inc 'A'	HSBC	1,237
(1,057)	Alphabet Inc 'A'	HSBC	(68,811)
(302)	Alphabet Inc 'A'	Morgan Stanley	1,265
11,486	Alphatec Holdings Inc	Bank of America Merrill Lynch	(4,135)
5,386	Alphatec Holdings Inc	Barclays Bank	(4,040)
11,478	Alphatec Holdings Inc	Goldman Sachs	(4,132)
4,521	Alphatec Holdings Inc	HSBC	2,170
888	Alphatec Holdings Inc	Morgan Stanley	(666)
(13,714)	Alpine Immune Sciences Inc	Bank of America Merrill Lynch	26,879
(11,987)	Alpine Immune Sciences Inc	Barclays Bank	2,877

保有高	銘柄	取引相手	未実現純評価 益/(損) (米ドル)
	米国(続き)		
(40,789)	Alta Equipment Group Inc	Bank of America Merrill Lynch	7,750
(15,006)	Altabancorp	Bank of America Merrill Lynch	(38,415)
(25,299)	Altabancorp	Barclays Bank	2,530
(10,370)	Altabancorp	Goldman Sachs	(26,547)
(1,958)	Altabancorp	Morgan Stanley	196
10,654	Altair Engineering Inc 'A'	Barclays Bank	16,620
11,253	Altair Engineering Inc 'A'	Goldman Sachs	24,194
1,588	Alteryx Inc 'A'	Bank of America Merrill Lynch	1,095
10,047	Alteryx Inc 'A'	Barclays Bank	16,477
11,038	Alteryx Inc 'A'	Goldman Sachs	7,616
417	Alteryx Inc 'A'	HSBC	73
4,762	Alteryx Inc 'A'	Morgan Stanley	5,421
(4,245)	Altice USA Inc 'A'	Barclays Bank	4,882
2,688	Altice USA Inc 'A'	HSBC	(4,702)
(8,200)	Altimune Inc	Barclays Bank	(5,000)
(5,402)	Altimune Inc	Goldman Sachs	8,265
12,281	Altisource Portfolio Solutions SA	Bank of America Merrill Lynch	3,085
7,472	Altisource Portfolio Solutions SA	Barclays Bank	2,765
14,740	Altisource Portfolio Solutions SA	Goldman Sachs	7,812
2,654	Altisource Portfolio Solutions SA	HSBC	2,229
7,320	Altisource Portfolio Solutions SA	Morgan Stanley	2,708
(5,502)	Alto Ingredients Inc	Bank of America Merrill Lynch	(7,208)
(25,289)	Alto Ingredients Inc	Barclays Bank	(9,104)
1,801	Altra Industrial Motion Corp	Bank of America Merrill Lynch	(1,581)
16,119	Altra Industrial Motion Corp	Barclays Bank	14,173
4,467	Altra Industrial Motion Corp	Goldman Sachs	(4,824)
3,134	Altra Industrial Motion Corp	HSBC	(972)
16,430	Altra Industrial Motion Corp	Morgan Stanley	15,773
8,908	Altria Group Inc	Barclays Bank	(9,799)
(34,418)	Altria Group Inc	Goldman Sachs	34,074
(9,697)	Altria Group Inc	HSBC	14,158
(12,001)	Altria Group Inc	Morgan Stanley	13,201
(3,972)	ALX Oncology Holdings Inc	Barclays Bank	(10,566)
(2,344)	ALX Oncology Holdings Inc	Goldman Sachs	(4,149)
3,807	Amalgamated Financial Corp	Barclays Bank	(305)
29,015	Amalgamated Financial Corp	Goldman Sachs	3,772
2,147	A-Mark Precious Metals Inc	Bank of America Merrill Lynch	(2,233)
4,502	A-Mark Precious Metals Inc	Barclays Bank	(1,035)
(199)	Amazon.com Inc	Bank of America Merrill Lynch	9,417
(621)	Amazon.com Inc	Barclays Bank	13,612
54	Amazon.com Inc	HSBC	787
116	Amazon.com Inc	Morgan Stanley	(3,826)
(1,960)	Ambac Financial Group Inc	Bank of America Merrill Lynch	(1,431)
(8,264)	Ambac Financial Group Inc	Barclays Bank	(3,636)
(7,638)	Ambac Financial Group Inc	HSBC	5,194

保有高	銘柄	取引相手	未実現純評価 益/(損) (米ドル)
	米国(続き)		
(38,792)	Ambac Financial Group Inc	Morgan Stanley	(17,068)
896	Ambarella Inc	Bank of America Merrill Lynch	(386)
2,228	Ambarella Inc	Barclays Bank	1,824
2,418	Ambarella Inc	Goldman Sachs	(808)
246	Ambarella Inc	HSBC	758
1,918	Ambarella Inc	Morgan Stanley	118
3,380	AMC Entertainment Holdings Inc 'A'	Barclays Bank	42,047
(2,558)	AMC Entertainment Holdings Inc 'A'	HSBC	(26,017)
(598)	AMC Networks Inc 'A'	Bank of America Merrill Lynch	(1,746)
(11,134)	AMC Networks Inc 'A'	Barclays Bank	(36,297)
(1,309)	AMC Networks Inc 'A'	Goldman Sachs	(5,788)
(821)	AMC Networks Inc 'A'	Morgan Stanley	(2,676)
85,384	Amcor Plc	Bank of America Merrill Lynch	(41,838)
26,505	Amcor Plc	Barclays Bank	(3,711)
73,769	Amcor Plc	Goldman Sachs	(36,147)
37,779	Amcor Plc	Morgan Stanley	(5,289)
(10,248)	Amdocs Ltd	Bank of America Merrill Lynch	(141)
4,806	Amdocs Ltd	Bank of America Merrill Lynch	48
(19,551)	Amdocs Ltd	Barclays Bank	(6,528)
(13,584)	Amdocs Ltd	Goldman Sachs	(291)
(2,159)	Amdocs Ltd	Morgan Stanley	(691)
247	Amedisys Inc	Goldman Sachs	(634)
(2,214)	Amedisys Inc	Morgan Stanley	1,174
242	Amedisys Inc	Morgan Stanley	(184)
5,031	Amerant Bancorp Inc	Bank of America Merrill Lynch	4,472
14,157	Amerant Bancorp Inc	Barclays Bank	14,985
1,525	Amerant Bancorp Inc	Goldman Sachs	1,113
5,715	Amerant Bancorp Inc	HSBC	17,152
196	AMERCO	Bank of America Merrill Lynch	(8,485)
124	AMERCO	Goldman Sachs	(5,368)
1,361	AMERCO	HSBC	(77,523)
1,098	AMERCO	Morgan Stanley	(3,393)
10,296	Ameren Corp	Barclays Bank	(4,736)
5,465	Ameren Corp	HSBC	(8,963)
57,206	Ameren Corp	Morgan Stanley	(26,315)
2,517	Ameresco Inc 'A'	Bank of America Merrill Lynch	11,150
1,047	Ameresco Inc 'A'	Barclays Bank	2,262
10,778	Ameresco Inc 'A'	Morgan Stanley	23,280
7,166	American Airlines Group Inc	Barclays Bank	8,958
11,957	American Airlines Group Inc	Goldman Sachs	10,642
(43,551)	American Airlines Group Inc	Goldman Sachs	(73,277)
5,160	American Assets Trust Inc (REIT)	Bank of America Merrill Lynch	5,882
3,855	American Assets Trust Inc (REIT)	Barclays Bank	3,123
4,535	American Assets Trust Inc (REIT)	Goldman Sachs	5,170
32,087	American Assets Trust Inc (REIT)	HSBC	52,623

保有高	銘柄	取引相手	未実現純評価 益 / (損) (米ドル)
	米国(続き)		
39,834	American Assets Trust Inc (REIT)	Morgan Stanley	32,266
(4,348)	American Axle & Manufacturing Holdings Inc	Bank of America Merrill Lynch	(1,696)
(2,354)	American Axle & Manufacturing Holdings Inc	Barclays Bank	(659)
(34,760)	American Axle & Manufacturing Holdings Inc	HSBC	(29,546)
(26,975)	American Axle & Manufacturing Holdings Inc	Morgan Stanley	(7,553)
18,901	American Campus Communities Inc (REIT)	Barclays Bank	22,681
(5,561)	American Campus Communities Inc (REIT)	Barclays Bank	(6,673)
10,108	American Campus Communities Inc (REIT)	Goldman Sachs	5,054
(16,275)	American Campus Communities Inc (REIT)	Goldman Sachs	(8,138)
6,391	American Campus Communities Inc (REIT)	HSBC	4,665
(603)	American Campus Communities Inc (REIT)	HSBC	(440)
8,546	American Campus Communities Inc (REIT)	Morgan Stanley	10,255
(726)	American Campus Communities Inc (REIT)	Morgan Stanley	59
12,360	American Eagle Outfitters Inc	Bank of America Merrill Lynch	(22,124)
25,720	American Eagle Outfitters Inc	Barclays Bank	67,712
31,470	American Eagle Outfitters Inc	Goldman Sachs	(56,331)
11,595	American Eagle Outfitters Inc	HSBC	(10,053)
25,944	American Eagle Outfitters Inc	Morgan Stanley	68,688
(9,386)	American Electric Power Co Inc	Bank of America Merrill Lynch	(5,162)
(30,452)	American Electric Power Co Inc	Barclays Bank	16,218
(20,802)	American Electric Power Co Inc	Goldman Sachs	(10,312)
(13,987)	American Electric Power Co Inc	HSBC	21,820
(26,832)	American Electric Power Co Inc	Morgan Stanley	15,294
(5,098)	American Equity Investment Life Holding Co	Morgan Stanley	(2,549)
615	American Express Co	Barclays Bank	916
(983)	American Express Co	Barclays Bank	133
10,272	American Express Co	Goldman Sachs	33,589
(309)	American Express Co	Goldman Sachs	(525)
8,481	American Express Co	Morgan Stanley	12,637
(10,018)	American Express Co	Morgan Stanley	(17,810)
63,430	American Finance Trust Inc (REIT)	Morgan Stanley	133
(7,487)	American Financial Group Inc	Barclays Bank	(9,883)
(7,620)	American Financial Group Inc	HSBC	(39,853)
(5,123)	American Financial Group Inc	Morgan Stanley	(6,762)
(167)	American Homes 4 Rent 'A' (REIT)	Bank of America Merrill Lynch	(75)
(6,070)	American Homes 4 Rent 'A' (REIT)	Barclays Bank	304
(54,906)	American Homes 4 Rent 'A' (REIT)	HSBC	(60,397)
(32,691)	American Homes 4 Rent 'A' (REIT)	Morgan Stanley	1,635
2,875	American International Group Inc	Barclays Bank	2,760
14,942	American National Bankshares Inc	Bank of America Merrill Lynch	(10,310)
7,750	American National Bankshares Inc	Goldman Sachs	(5,348)
(1,824)	American National Group Inc	Bank of America Merrill Lynch	5,012
643	American National Group Inc	Barclays Bank	(2,186)
(3,511)	American National Group Inc	Goldman Sachs	(691)
(299)	American National Group Inc	Morgan Stanley	23

保有高	銘柄	取引相手	未実現純評価 益 / (損) (米ドル)
	米国(続き)		
(13,301)	American Outdoor Brands Inc	Barclays Bank	(12,636)
(272)	American Outdoor Brands Inc	Morgan Stanley	(258)
2,619	American Public Education Inc	Goldman Sachs	(52)
3,726	American Public Education Inc	HSBC	(9,166)
3,436	American Public Education Inc	Morgan Stanley	344
(2,026)	American Realty Investors Inc	Barclays Bank	(61)
(73,007)	American Software Inc 'A'	Barclays Bank	(2,920)
(40,218)	American Software Inc 'A'	Goldman Sachs	(19,305)
(1,020)	American Software Inc 'A'	Morgan Stanley	17
2,247	American States Water Co	Barclays Bank	449
(1,863)	American States Water Co	Barclays Bank	(373)
3,548	American States Water Co	Goldman Sachs	6,706
14,389	American States Water Co	HSBC	6,331
(3,311)	American States Water Co	Morgan Stanley	(662)
(25,998)	American Superconductor Corp	Morgan Stanley	(9,879)
(1,234)	American Tower Corp (REIT)	Barclays Bank	(3,307)
(4,208)	American Tower Corp (REIT)	Goldman Sachs	(40,271)
(1,168)	American Tower Corp (REIT)	HSBC	(7,989)
(8,201)	American Vanguard Corp	Goldman Sachs	4,839
(27,291)	American Vanguard Corp	HSBC	32,476
(16,139)	American Vanguard Corp	Morgan Stanley	3,551
(1,767)	American Water Works Co Inc	Bank of America Merrill Lynch	(7,368)
(5,172)	American Water Works Co Inc	Barclays Bank	(931)
(937)	American Water Works Co Inc	Goldman Sachs	(3,907)
(1,261)	American Water Works Co Inc	Morgan Stanley	(227)
(1,118)	American Well Corp 'A'	Bank of America Merrill Lynch	(525)
(6,294)	American Well Corp 'A'	Barclays Bank	(5,790)
(2,284)	American Woodmark Corp	Bank of America Merrill Lynch	20,373
(2,429)	American Woodmark Corp	Barclays Bank	16,833
(9,336)	American Woodmark Corp	Goldman Sachs	78,126
921	America's Car-Mart Inc	Goldman Sachs	11,918
1,800	Americold Realty Trust (REIT)	Bank of America Merrill Lynch	144
2,746	Americold Realty Trust (REIT)	Barclays Bank	82
(8,353)	Americold Realty Trust (REIT)	Goldman Sachs	(194)
2,691	Americold Realty Trust (REIT)	Goldman Sachs	215
4,435	Americold Realty Trust (REIT)	HSBC	(2,528)
(29,647)	Americold Realty Trust (REIT)	Morgan Stanley	(889)
1,527	Ameriprise Financial Inc	Bank of America Merrill Lynch	385
938	Ameriprise Financial Inc	Goldman Sachs	3,623
(532)	Ameriprise Financial Inc	HSBC	2,266
(955)	Ameris Bancorp	Bank of America Merrill Lynch	(35)
(22,177)	Ameris Bancorp	Goldman Sachs	34,818
(12,299)	Ameris Bancorp	HSBC	10,208
(18,100)	Ameris Bancorp	Morgan Stanley	21,177
(12,820)	AMERISAFE Inc	Barclays Bank	(6,795)

保有高	銘柄	取引相手	未実現純評価 益/(損) (米ドル)
	米国(続き)		
(11,934)	AMERISAFE Inc	Goldman Sachs	13,247
(4,214)	AMERISAFE Inc	HSBC	(6,279)
(9,605)	AMERISAFE Inc	Morgan Stanley	(5,091)
5,798	AmerisourceBergen Corp	Bank of America Merrill Lynch	(19,539)
2,589	AmerisourceBergen Corp	Barclays Bank	(6,727)
9,661	AmerisourceBergen Corp	Goldman Sachs	(31,536)
2,648	AmerisourceBergen Corp	HSBC	(18,685)
6,244	AmerisourceBergen Corp	Morgan Stanley	(23,602)
(14,471)	Ames National Corp	Bank of America Merrill Lynch	7,525
(7,994)	Ames National Corp	Barclays Bank	2,398
(24,106)	Ames National Corp	Goldman Sachs	12,535
(1,650)	Ames National Corp	HSBC	(83)
(4,150)	Ames National Corp	Morgan Stanley	1,245
17,538	AMETEK Inc	Morgan Stanley	24,729
(484)	Amgen Inc	Goldman Sachs	6,989
(339)	Amgen Inc	HSBC	4,977
6,350	Amgen Inc	Morgan Stanley	(62,294)
12,108	Amicus Therapeutics Inc	Bank of America Merrill Lynch	363
(2,685)	Amicus Therapeutics Inc	Barclays Bank	(752)
18,974	Amicus Therapeutics Inc	Barclays Bank	5,313
6,137	Amicus Therapeutics Inc	Goldman Sachs	184
(8,985)	Amicus Therapeutics Inc	HSBC	1,168
(7,509)	Amicus Therapeutics Inc	Morgan Stanley	(2,103)
15,474	Amicus Therapeutics Inc	Morgan Stanley	4,333
(18,732)	Amkor Technology Inc	Bank of America Merrill Lynch	(33,530)
(10,538)	Amkor Technology Inc	Barclays Bank	(7,376)
(14,506)	Amkor Technology Inc	Goldman Sachs	(25,966)
(43,450)	Amkor Technology Inc	Morgan Stanley	(30,415)
(4,487)	AMMO Inc	Barclays Bank	(2,558)
(3,881)	AMMO Inc	Morgan Stanley	105
849	AMN Healthcare Services Inc	Goldman Sachs	(425)
8,751	AMN Healthcare Services Inc	Morgan Stanley	(12,514)
(5,311)	Amneal Pharmaceuticals Inc	Barclays Bank	(53)
(58,401)	Amneal Pharmaceuticals Inc	Goldman Sachs	7,008
9,232	Amphastar Pharmaceuticals Inc	Bank of America Merrill Lynch	(9,601)
26,407	Amphastar Pharmaceuticals Inc	Barclays Bank	(22,182)
20,615	Amphastar Pharmaceuticals Inc	Goldman Sachs	(21,440)
22,933	Amphastar Pharmaceuticals Inc	HSBC	(5,275)
73,260	Amphastar Pharmaceuticals Inc	Morgan Stanley	(61,538)
(9,867)	Amphenol Corp 'A'	Bank of America Merrill Lynch	(4,404)
(28,877)	Amphenol Corp 'A'	Barclays Bank	(4,276)
(7,075)	Amphenol Corp 'A'	Goldman Sachs	(1,397)
(1,622)	Amphenol Corp 'A'	HSBC	(324)
(43,714)	Amphenol Corp 'A'	Morgan Stanley	(8,306)
6,614	Amyris Inc	Bank of America Merrill Lynch	11,145

保有高	銘柄	取引相手	未実現純評価 益/(損) (米ドル)
	米国(続き)		
10,696	Amyris Inc	Barclays Bank	8,985
2,887	Amyris Inc	Goldman Sachs	4,865
3,272	Amyris Inc	HSBC	9,129
1,810	Amyris Inc	Morgan Stanley	1,520
(607)	Analog Devices Inc	Bank of America Merrill Lynch	(679)
(13,419)	Analog Devices Inc	Barclays Bank	(28,046)
(3,751)	Analog Devices Inc	Goldman Sachs	(61,892)
(1,154)	Analog Devices Inc	HSBC	(15,937)
8,728	Analog Devices Inc	Morgan Stanley	18,242
(2,100)	Analog Devices Inc	Morgan Stanley	(4,389)
(7,972)	Anaplan Inc	Bank of America Merrill Lynch	13,154
(14,724)	Anaplan Inc	Barclays Bank	91,142
(8,785)	Anaplan Inc	HSBC	26,355
(1,395)	Anaplan Inc	Morgan Stanley	8,635
(9,185)	AnaptysBio Inc	Barclays Bank	7,256
(2,055)	AnaptysBio Inc	Goldman Sachs	4,213
(1,480)	Anavex Life Sciences Corp	Bank of America Merrill Lynch	(1,732)
(6,340)	Anavex Life Sciences Corp	Goldman Sachs	(7,418)
(6,055)	Anavex Life Sciences Corp	Morgan Stanley	(6,237)
1,635	Andersons Inc	Bank of America Merrill Lynch	98
16,260	Andersons Inc	Barclays Bank	(325)
9,159	Andersons Inc	Goldman Sachs	584
3,698	Andersons Inc	HSBC	41
13,440	Andersons Inc	Morgan Stanley	3
(29,173)	Angi Inc	Bank of America Merrill Lynch	(46,917)
(30,399)	Angi Inc	Barclays Bank	7,397
(53,540)	Angi Inc	Goldman Sachs	(85,084)
(3,847)	Angi Inc	HSBC	(6,155)
(22,451)	Angi Inc	Morgan Stanley	5,837
3,938	AngioDynamics Inc	Goldman Sachs	(79)
16,555	AngioDynamics Inc	Morgan Stanley	(14,072)
8,900	Angion Biomedica Corp	Bank of America Merrill Lynch	14,418
3,617	Angion Biomedica Corp	Barclays Bank	904
2,845	Angion Biomedica Corp	Morgan Stanley	711
(6,656)	ANI Pharmaceuticals Inc	Bank of America Merrill Lynch	16,174
(8,869)	ANI Pharmaceuticals Inc	Barclays Bank	4,878
(18,693)	ANI Pharmaceuticals Inc	Goldman Sachs	45,424
(2,632)	ANI Pharmaceuticals Inc	HSBC	(3,816)
(3,745)	ANI Pharmaceuticals Inc	Morgan Stanley	2,060
(4,762)	Anika Therapeutics Inc	Bank of America Merrill Lynch	(18,238)
(7,909)	Anika Therapeutics Inc	Barclays Bank	(21,908)
133,795	Annaly Capital Management Inc (REIT)	Bank of America Merrill Lynch	13,380
124,453	Annaly Capital Management Inc (REIT)	Barclays Bank	1,245
4,557	Annaly Capital Management Inc (REIT)	Goldman Sachs	456
9,141	Annaly Capital Management Inc (REIT)	HSBC	27

保有高	銘柄	取引相手	未実現純評価 益 / (損) (米ドル)
	米国 (続き)		
(4,701)	Annexon Inc	Bank of America Merrill Lynch	(1,692)
(637)	Annexon Inc	Barclays Bank	(363)
(6,079)	Annexon Inc	Goldman Sachs	(2,188)
(625)	ANSYS Inc	Barclays Bank	519
773	ANSYS Inc	Barclays Bank	(642)
(343)	ANSYS Inc	Goldman Sachs	(5,732)
886	ANSYS Inc	Goldman Sachs	1,277
(1,135)	ANSYS Inc	HSBC	(16,764)
(3,277)	ANSYS Inc	Morgan Stanley	2,720
429	ANSYS Inc	Morgan Stanley	(356)
(44,735)	Antares Pharma Inc	Bank of America Merrill Lynch	3,131
(20,970)	Antares Pharma Inc	Barclays Bank	2,307
(24,065)	Antares Pharma Inc	HSBC	(4,091)
(9,830)	Antares Pharma Inc	Morgan Stanley	1,081
(7,697)	Anterix Inc	Bank of America Merrill Lynch	(18,319)
(987)	Anterix Inc	Barclays Bank	(1,086)
(3,032)	Anterix Inc	Goldman Sachs	(3,811)
(2,171)	Anterix Inc	HSBC	(2,974)
(6,466)	Anterix Inc	Morgan Stanley	(7,113)
26,318	Antero Midstream Corp	Bank of America Merrill Lynch	(8,422)
32,849	Antero Resources Corp	Morgan Stanley	5,584
1,689	Anthem Inc	Morgan Stanley	6,553
(2,845)	Aon Plc ' A '	Barclays Bank	(541)
(507)	Aon Plc ' A '	Goldman Sachs	190
(3,738)	APA Corp	Bank of America Merrill Lynch	5,084
(49,667)	APA Corp	Barclays Bank	3,973
(9,850)	APA Corp	Goldman Sachs	13,396
(36,848)	APA Corp	Morgan Stanley	2,948
(3,944)	Apartment Income Corp (REIT)	Bank of America Merrill Lynch	(7,336)
(3,770)	Apartment Income Corp (REIT)	Barclays Bank	(2,149)
1,086	Apartment Income Corp (REIT)	Barclays Bank	619
(13,528)	Apartment Income Corp (REIT)	HSBC	(28,544)
(7,577)	Apartment Income Corp (REIT)	Morgan Stanley	(4,319)
92,995	Apartment Investment and Management Co ' A ' (REIT)	Barclays Bank	2,790
139,569	Apartment Investment and Management Co ' A ' (REIT)	Goldman Sachs	51,641
27,862	Apartment Investment and Management Co ' A ' (REIT)	Morgan Stanley	836
(988)	Apellis Pharmaceuticals Inc	Bank of America Merrill Lynch	(3,181)
(6,705)	Apellis Pharmaceuticals Inc	Barclays Bank	(60,881)
(13,220)	Apellis Pharmaceuticals Inc	Goldman Sachs	(42,569)
(3,142)	Apellis Pharmaceuticals Inc	HSBC	(34,970)
(2,310)	Apellis Pharmaceuticals Inc	Morgan Stanley	(20,975)
(17,708)	API Group Corp	Bank of America Merrill Lynch	(30,812)
(25,064)	API Group Corp	Barclays Bank	(24,061)

保有高	銘柄	取引相手	未実現純評価 益/(損) (米ドル)
	米国(続き)		
4,479	API Group Corp	Barclays Bank	4,300
(15,461)	API Group Corp	Goldman Sachs	(26,902)
(6,639)	API Group Corp	Morgan Stanley	(133)
(9,167)	Apogee Enterprises Inc	Bank of America Merrill Lynch	(5,806)
(5,111)	Apogee Enterprises Inc	Barclays Bank	(1,650)
(11,031)	Apogee Enterprises Inc	Goldman Sachs	(8,363)
(7,840)	Apogee Enterprises Inc	Morgan Stanley	(1,635)
(29,912)	Apollo Commercial Real Estate Finance Inc (REIT)	Morgan Stanley	(7,179)
17,292	Apollo Global Management Inc	Barclays Bank	(2,094)
(18,298)	Apollo Medical Holdings Inc	Barclays Bank	732
(10,872)	Apollo Medical Holdings Inc	HSBC	(2,935)
(4,192)	Apollo Medical Holdings Inc	Morgan Stanley	168
(3,551)	Appfolio Inc 'A'	Bank of America Merrill Lynch	(30,680)
(5,204)	Appfolio Inc 'A'	Barclays Bank	(4,735)
(4,617)	Appfolio Inc 'A'	Goldman Sachs	(39,126)
(672)	Appfolio Inc 'A'	HSBC	(5,060)
(1,972)	Appfolio Inc 'A'	Morgan Stanley	(1,795)
1,341	Appian Corp	Bank of America Merrill Lynch	12,042
(2,826)	Appian Corp	Barclays Bank	(18,058)
1,103	Appian Corp	Barclays Bank	7,048
1,008	Appian Corp	Goldman Sachs	9,051
966	Appian Corp	HSBC	3,168
276	Appian Corp	Morgan Stanley	1,764
(39,685)	Apple Hospitality Inc (REIT)	Bank of America Merrill Lynch	(16,109)
(48,384)	Apple Hospitality Inc (REIT)	Barclays Bank	(20,395)
(43,631)	Apple Hospitality Inc (REIT)	Goldman Sachs	(16,200)
(5,597)	Apple Hospitality Inc (REIT)	HSBC	(2,947)
(73,152)	Apple Hospitality Inc (REIT)	Morgan Stanley	(28,248)
14,925	Apple Inc	Bank of America Merrill Lynch	(24,097)
21,765	Apple Inc	Barclays Bank	(54,195)
1,326	Apple Inc	Goldman Sachs	(1,852)
2,363	Apple Inc	HSBC	(1,731)
15,079	Applied Genetic Technologies Corp	Bank of America Merrill Lynch	2,563
4,641	Applied Genetic Technologies Corp	Goldman Sachs	789
5,742	Applied Genetic Technologies Corp	HSBC	1,148
21,202	Applied Industrial Technologies Inc	Bank of America Merrill Lynch	(100,285)
11,156	Applied Industrial Technologies Inc	Barclays Bank	10,710
13,785	Applied Industrial Technologies Inc	Goldman Sachs	(65,203)
13,766	Applied Industrial Technologies Inc	HSBC	(95,737)
4,227	Applied Industrial Technologies Inc	Morgan Stanley	684
13,627	Applied Materials Inc	Bank of America Merrill Lynch	198,409
(12,029)	Applied Materials Inc	Barclays Bank	(41,062)
8,655	Applied Materials Inc	Goldman Sachs	126,017
(2,345)	Applied Materials Inc	Goldman Sachs	(33,422)
(251)	Applied Materials Inc	HSBC	(3,373)

保有高	銘柄	取引相手	未実現純評価 益/(損) (米ドル)
	米国(続き)		
9,885	Applied Materials Inc	Morgan Stanley	35,092
(10,426)	Applied Materials Inc	Morgan Stanley	(37,012)
(4,100)	Applied Molecular Transport Inc	Bank of America Merrill Lynch	(3,608)
(1,082)	Applied Molecular Transport Inc	Goldman Sachs	(952)
6,308	Applied Optoelectronics Inc	Bank of America Merrill Lynch	2,839
11,181	Applied Optoelectronics Inc	Barclays Bank	4,249
19,386	Applied Optoelectronics Inc	Goldman Sachs	8,724
17,071	Applied Optoelectronics Inc	HSBC	11,950
20,252	Applied Optoelectronics Inc	Morgan Stanley	7,696
4,034	Applied Therapeutics Inc	Bank of America Merrill Lynch	18,435
2,648	Applied Therapeutics Inc	Goldman Sachs	12,101
7,069	Applied Therapeutics Inc	HSBC	21,207
1,365	AppLovin Corp 'A'	Barclays Bank	5,460
941	AppLovin Corp 'A'	Goldman Sachs	11,170
1,134	AppLovin Corp 'A'	HSBC	21,331
530	AppLovin Corp 'A'	Morgan Stanley	2,120
(23,756)	Apra Therapeutics Inc	Goldman Sachs	(475)
3,657	Apria Inc	Bank of America Merrill Lynch	4,169
1,247	Apria Inc	Goldman Sachs	1,422
2,292	AptarGroup Inc	Bank of America Merrill Lynch	(13,294)
4,729	AptarGroup Inc	Barclays Bank	(9,222)
(2,271)	AptarGroup Inc	Goldman Sachs	13,172
4,764	AptarGroup Inc	HSBC	(38,922)
7,687	AptarGroup Inc	Morgan Stanley	(14,990)
(1,528)	AptarGroup Inc	Morgan Stanley	2,980
1,768	Aptevo Therapeutics Inc	Bank of America Merrill Lynch	5,304
14,633	Aptinyx Inc	Goldman Sachs	(293)
40,945	Aptinyx Inc	HSBC	3,276
61,021	Aptinyx Inc	Morgan Stanley	(3,661)
(664)	Aptiv Plc	Bank of America Merrill Lynch	(8,083)
(2,272)	Aptiv Plc	Barclays Bank	(20,357)
2,262	Aptiv Plc	Goldman Sachs	25,742
5,844	Aptiv Plc	HSBC	38,804
(5,072)	Aptiv Plc	Morgan Stanley	(45,445)
(6,728)	Apyx Medical Corp	Bank of America Merrill Lynch	1,547
(9,287)	Apyx Medical Corp	Barclays Bank	4,644
(30,004)	Apyx Medical Corp	Goldman Sachs	6,901
(6,926)	Apyx Medical Corp	Morgan Stanley	3,463
(6,394)	Aqua Metals Inc	Bank of America Merrill Lynch	(2,238)
(63,743)	Aqua Metals Inc	Morgan Stanley	(22,310)
(21,788)	AquaBounty Technologies Inc	Barclays Bank	(5,665)
7,911	Aquestive Therapeutics Inc	Bank of America Merrill Lynch	1,820
24,829	Aquestive Therapeutics Inc	Barclays Bank	6,952
11,329	Aquestive Therapeutics Inc	Morgan Stanley	3,172
27,934	Aramark	Bank of America Merrill Lynch	(29,582)

保有高	銘柄	取引相手	未実現純評価 益/(損) (米ドル)
	米国(続き)		
8,376	Aramark	Barclays Bank	(754)
3,707	Aramark	Goldman Sachs	(4,745)
(4,025)	Aramark	HSBC	1,087
1,613	Aramark	Morgan Stanley	(145)
(4,185)	Aramark	Morgan Stanley	377
(5,036)	Aravive Inc	Bank of America Merrill Lynch	(1,460)
(15,454)	Aravive Inc	Goldman Sachs	(4,482)
(1,683)	Aravive Inc	HSBC	(488)
(2,756)	Aravive Inc	Morgan Stanley	(248)
11,787	Arbor Realty Trust Inc (REIT)	Bank of America Merrill Lynch	5,894
33,108	Arbor Realty Trust Inc (REIT)	Barclays Bank	24,500
39,748	Arbor Realty Trust Inc (REIT)	Goldman Sachs	19,874
13,659	Arbor Realty Trust Inc (REIT)	HSBC	9,092
33,150	Arbor Realty Trust Inc (REIT)	Morgan Stanley	24,531
62,980	ARC Document Solutions Inc	Bank of America Merrill Lynch	4,409
8,327	ArcBest Corp	Barclays Bank	4,247
3,470	ArcBest Corp	Goldman Sachs	(16,483)
5,053	ArcBest Corp	Morgan Stanley	2,577
28,652	Arch Capital Group Ltd	Barclays Bank	(1,146)
2,504	Arch Capital Group Ltd	HSBC	(75)
(6,187)	Arch Capital Group Ltd	Morgan Stanley	247
(3,470)	Archer-Daniels-Midland Co	HSBC	3,817
(39,072)	Archer-Daniels-Midland Co	Morgan Stanley	3,516
16,632	Archrock Inc	Goldman Sachs	(7,651)
9,112	Archrock Inc	HSBC	(2,551)
73,230	Archrock Inc	Morgan Stanley	(9,760)
(19,557)	Arcimoto Inc	Barclays Bank	(30,118)
(1,682)	Arconic Corp	Barclays Bank	(913)
(4,174)	Arconic Corp	Goldman Sachs	(938)
(11,433)	Arconic Corp	Morgan Stanley	(10,176)
(4,799)	Arcosa Inc	Bank of America Merrill Lynch	(5,110)
(24,161)	Arcosa Inc	Barclays Bank	(19,447)
(6,365)	Arcosa Inc	Goldman Sachs	(8,149)
(1,292)	Arcosa Inc	Morgan Stanley	(1,202)
(2,211)	Arcturus Therapeutics Holdings Inc	Bank of America Merrill Lynch	(1,039)
(3,965)	Arcturus Therapeutics Holdings Inc	Barclays Bank	(3,727)
(4,167)	Arcturus Therapeutics Holdings Inc	Goldman Sachs	(1,958)
(840)	Arcturus Therapeutics Holdings Inc	HSBC	(260)
(6,695)	Arcus Biosciences Inc	Bank of America Merrill Lynch	21,089
(2,934)	Arcus Biosciences Inc	Barclays Bank	(792)
(3,998)	Arcus Biosciences Inc	Goldman Sachs	12,594
1,033	Arcutis Biotherapeutics Inc	Barclays Bank	1,136
4,140	Arcutis Biotherapeutics Inc	Goldman Sachs	5,258
4,485	Arcutis Biotherapeutics Inc	HSBC	(27,807)
14,729	Ardagh Group SA	Morgan Stanley	(21,652)

保有高	銘柄	取引相手	未実現純評価 益/(損) (米ドル)
	米国(続き)		
(40,292)	Ardelyx Inc	Bank of America Merrill Lynch	(12,893)
(33,496)	Ardelyx Inc	Barclays Bank	(7,034)
(62,432)	Ardelyx Inc	Goldman Sachs	(19,978)
(2,921)	Ardelyx Inc	HSBC	(1,753)
(17,672)	Ardelyx Inc	Morgan Stanley	(3,711)
18,887	Ardmore Shipping Corp	Barclays Bank	(7,177)
67,226	Ardmore Shipping Corp	Goldman Sachs	(19,496)
(4,375)	Arena Pharmaceuticals Inc	Bank of America Merrill Lynch	(963)
(4,608)	Arena Pharmaceuticals Inc	Barclays Bank	7,834
(4,134)	Arena Pharmaceuticals Inc	Goldman Sachs	(909)
(4,861)	Arena Pharmaceuticals Inc	Morgan Stanley	8,264
(22,780)	Ares Commercial Real Estate Corp (REIT)	Bank of America Merrill Lynch	(6,606)
(29,881)	Ares Commercial Real Estate Corp (REIT)	Barclays Bank	2,988
(53,724)	Ares Commercial Real Estate Corp (REIT)	Goldman Sachs	(15,580)
1,677	Ares Management Corp 'A'	Bank of America Merrill Lynch	5,484
12,730	Ares Management Corp 'A'	Barclays Bank	11,712
1,474	Ares Management Corp 'A'	Goldman Sachs	120
1,496	Ares Management Corp 'A'	Morgan Stanley	1,376
(14,930)	Argan Inc	Bank of America Merrill Lynch	3,882
(2,428)	Argan Inc	Barclays Bank	2,161
(3,188)	Argan Inc	Goldman Sachs	829
(6,962)	Argan Inc	HSBC	(627)
(7,728)	Argan Inc	Morgan Stanley	6,878
7,442	Argo Group International Holdings Ltd	Bank of America Merrill Lynch	(30,289)
2,946	Argo Group International Holdings Ltd	Barclays Bank	(1,385)
961	Argo Group International Holdings Ltd	Goldman Sachs	(3,911)
5,016	Argo Group International Holdings Ltd	HSBC	(19,312)
546	Arista Networks Inc	Barclays Bank	1,594
(322)	Arista Networks Inc	Goldman Sachs	356
297	Arista Networks Inc	Goldman Sachs	3,584
(890)	Arista Networks Inc	HSBC	(11,730)
(3,017)	Arista Networks Inc	Morgan Stanley	(8,810)
2,407	Arista Networks Inc	Morgan Stanley	7,028
(15,434)	Arko Corp	Barclays Bank	3,550
(47,845)	Arlington Asset Investment Corp 'A' (REIT)	Goldman Sachs	(2,392)
(74,648)	Arlington Asset Investment Corp 'A' (REIT)	HSBC	(746)
(8,561)	Arlington Asset Investment Corp 'A' (REIT)	Morgan Stanley	171
(36,686)	Arlo Technologies Inc	Goldman Sachs	(16,142)
26,782	Armada Hoffler Properties Inc (REIT)	Goldman Sachs	6,160
4,751	Armada Hoffler Properties Inc (REIT)	HSBC	(570)
94,087	Armada Hoffler Properties Inc (REIT)	Morgan Stanley	14,113
(2,223)	ARMOUR Residential Inc (REIT)	Bank of America Merrill Lynch	(57)
(51,360)	ARMOUR Residential Inc (REIT)	Barclays Bank	(514)

保有高	銘柄	取引相手	未実現純評価 益/(損) (米ドル)
	米国(続き)		
(7,149)	ARMOUR Residential Inc (REIT)	Goldman Sachs	(71)
(40,892)	ARMOUR Residential Inc (REIT)	Morgan Stanley	(409)
(4,091)	Armstrong World Industries Inc	Bank of America Merrill Lynch	655
(4,911)	Armstrong World Industries Inc	HSBC	(1,572)
(4,890)	Armstrong World Industries Inc	Morgan Stanley	(13,105)
(2,970)	Array Technologies Inc	Bank of America Merrill Lynch	(889)
(3,678)	Array Technologies Inc	Goldman Sachs	(7,540)
(428)	Arrow Electronics Inc	Goldman Sachs	73
(4,979)	Arrow Electronics Inc	HSBC	(14,987)
(10,752)	Arrow Electronics Inc	Morgan Stanley	35,697
8,990	Arrow Financial Corp	Bank of America Merrill Lynch	1,349
23,038	Arrow Financial Corp	Barclays Bank	19,582
11,349	Arrow Financial Corp	Goldman Sachs	1,702
17,360	Arrow Financial Corp	HSBC	(11,631)
14,548	Arrow Financial Corp	Morgan Stanley	12,366
(12,005)	Arrowhead Pharmaceuticals Inc	Bank of America Merrill Lynch	5,290
(11,395)	Arrowhead Pharmaceuticals Inc	Barclays Bank	25,525
(1,064)	Arrowhead Pharmaceuticals Inc	Goldman Sachs	479
(1,289)	Arrowhead Pharmaceuticals Inc	HSBC	(8,379)
(6,351)	Arrowhead Pharmaceuticals Inc	Morgan Stanley	13,535
4,086	Artesian Resources Corp 'A'	Goldman Sachs	3,963
15,414	Artesian Resources Corp 'A'	Morgan Stanley	4,162
(2,125)	Arthur J Gallagher & Co	Bank of America Merrill Lynch	(234)
(10,819)	Arthur J Gallagher & Co	Barclays Bank	(16,445)
(1,455)	Arthur J Gallagher & Co	Morgan Stanley	(2,211)
2,071	Artisan Partners Asset Management Inc 'A'	Bank of America Merrill Lynch	(104)
808	Artisan Partners Asset Management Inc 'A'	Barclays Bank	(129)
535	Artisan Partners Asset Management Inc 'A'	Goldman Sachs	(27)
9,857	Artisan Partners Asset Management Inc 'A'	HSBC	(52,143)
21,697	Artisan Partners Asset Management Inc 'A'	Morgan Stanley	(3,471)
(3,577)	Arvinas Inc	Bank of America Merrill Lynch	(25,676)
(1,202)	Arvinas Inc	Barclays Bank	(8,149)
(886)	Arvinas Inc	Goldman Sachs	(4,873)
(315)	Arvinas Inc	Morgan Stanley	(2,278)
(6,301)	Asana Inc 'A'	Barclays Bank	(5,574)
(3,467)	Asana Inc 'A'	Goldman Sachs	(11,076)
(926)	Asana Inc 'A'	HSBC	(53)
(3,772)	Asana Inc 'A'	Morgan Stanley	(2,806)
1,232	Asbury Automotive Group Inc	Barclays Bank	1,454
335	Asbury Automotive Group Inc	Goldman Sachs	(2,747)
253	Asbury Automotive Group Inc	HSBC	(1,822)
(11,680)	Ascent Global Logistics Inc	Bank of America Merrill Lynch	117
(16,747)	Ascent Global Logistics Inc	Goldman Sachs	17
(3,298)	Ascent Global Logistics Inc	HSBC	-
(9,988)	Ascent Global Logistics Inc	Morgan Stanley	-

保有高	銘柄	取引相手	未実現純評価 益/(損) (米ドル)
	米国(続き)		
(38,624)	Asensus Surgical Inc	Barclays Bank	(11,973)
8,751	ASGN Inc	Bank of America Merrill Lynch	(1,663)
4,101	ASGN Inc	Barclays Bank	861
(104)	ASGN Inc	Goldman Sachs	20
4,244	ASGN Inc	HSBC	(8,700)
(4,858)	ASGN Inc	Morgan Stanley	(1,020)
22,044	ASGN Inc	Morgan Stanley	4,629
(9,507)	Ashland Global Holdings Inc	Goldman Sachs	(49,627)
(7,212)	Ashland Global Holdings Inc	HSBC	(50,412)
(20,635)	Ashland Global Holdings Inc	Morgan Stanley	(99,667)
(7,986)	Aspen Aerogels Inc	Morgan Stanley	(1,922)
(17,096)	Aspen Group Inc/CO	Bank of America Merrill Lynch	(10,258)
(19,979)	Aspen Group Inc/CO	Barclays Bank	(1,598)
(6,305)	Aspen Group Inc/CO	Goldman Sachs	(3,783)
(16,808)	Aspen Group Inc/CO	Morgan Stanley	(1,345)
(571)	Aspen Technology Inc	Barclays Bank	4,397
3,743	Aspen Technology Inc	Barclays Bank	(28,821)
(668)	Aspen Technology Inc	Goldman Sachs	4,420
(3,380)	Aspen Technology Inc	Morgan Stanley	26,026
3,860	Aspen Technology Inc	Morgan Stanley	(29,722)
(5,828)	Aspira Women's Health Inc	Bank of America Merrill Lynch	(3,089)
(10,832)	Aspira Women's Health Inc	Barclays Bank	(357)
(38,116)	Aspira Women's Health Inc	HSBC	(28,206)
(14,850)	Aspira Women's Health Inc	Morgan Stanley	(1,188)
(14,194)	Assembly Biosciences Inc	Barclays Bank	(1,277)
(8,122)	Assembly Biosciences Inc	Goldman Sachs	81
(1,234)	Assembly Biosciences Inc	HSBC	(86)
(3,519)	Assembly Biosciences Inc	Morgan Stanley	(317)
22,675	AssetMark Financial Holdings Inc	Bank of America Merrill Lynch	32,879
19,102	AssetMark Financial Holdings Inc	Barclays Bank	16,237
19,752	AssetMark Financial Holdings Inc	HSBC	62,811
32,466	AssetMark Financial Holdings Inc	Morgan Stanley	27,596
(106,070)	Associated Banc-Corp	Bank of America Merrill Lynch	36,064
(34,584)	Associated Banc-Corp	Barclays Bank	(692)
(23,930)	Associated Banc-Corp	Goldman Sachs	8,136
(39,064)	Associated Banc-Corp	Morgan Stanley	(781)
(7,819)	Associated Capital Group Inc 'A'	Bank of America Merrill Lynch	(6,568)
(2,131)	Associated Capital Group Inc 'A'	Barclays Bank	(1,428)
(1,139)	Associated Capital Group Inc 'A'	Goldman Sachs	(957)
(3,102)	Associated Capital Group Inc 'A'	HSBC	(2,947)
(2,262)	Associated Capital Group Inc 'A'	Morgan Stanley	(1,516)
6,447	Assurant Inc	Bank of America Merrill Lynch	(1,127)
3,601	Assurant Inc	Barclays Bank	7,238
2,647	Assurant Inc	Goldman Sachs	(1,350)
(2,462)	Assurant Inc	HSBC	(2,930)

保有高	銘柄	取引相手	未実現純評価 益/(損) (米ドル)
	米国(続き)		
(14,076)	Assurant Inc	Morgan Stanley	(28,293)
600	Assurant Inc	Morgan Stanley	1,206
(1,741)	Assured Guaranty Ltd	Bank of America Merrill Lynch	(992)
(10,705)	Assured Guaranty Ltd	Barclays Bank	(10,812)
(1,758)	Assured Guaranty Ltd	Goldman Sachs	(1,002)
(6,040)	Assured Guaranty Ltd	Morgan Stanley	(6,100)
(8,025)	Astec Industries Inc	Morgan Stanley	(8,747)
23,627	Astronics Corp	Bank of America Merrill Lynch	30,006
12,932	Astronics Corp	Barclays Bank	8,406
15,040	Astronics Corp	HSBC	19,251
6,760	Astronics Corp	Morgan Stanley	4,394
2,017	AstroNova Inc	Bank of America Merrill Lynch	1,392
2,350	AstroNova Inc	HSBC	2,797
3,017	Asure Software Inc	Bank of America Merrill Lynch	1,297
3,230	Asure Software Inc	Goldman Sachs	1,389
1,820	Asure Software Inc	HSBC	1,183
737	AT&T Inc	Goldman Sachs	(301)
(19,936)	AT&T Inc	HSBC	63,795
21,473	AT&T Inc	Morgan Stanley	(6,871)
17,008	Atara Biotherapeutics Inc	Bank of America Merrill Lynch	(13,776)
14,853	Atara Biotherapeutics Inc	Barclays Bank	(446)
6,745	Atara Biotherapeutics Inc	Goldman Sachs	(5,463)
8,221	Atara Biotherapeutics Inc	Morgan Stanley	(247)
(5,866)	Atea Pharmaceuticals Inc	Barclays Bank	1,526
(200)	Aterian Inc	Barclays Bank	(143)
3,496	Athene Holding Ltd 'A'	Barclays Bank	(245)
(10,050)	Athenex Inc	Bank of America Merrill Lynch	(653)
(7,243)	Athenex Inc	Goldman Sachs	(471)
(13,054)	Athenex Inc	Morgan Stanley	(392)
1,900	Athersys Inc	Bank of America Merrill Lynch	57
44,264	Athersys Inc	Goldman Sachs	1,328
115,269	Athersys Inc	HSBC	14,985
44,484	Athersys Inc	Morgan Stanley	445
9,034	Athira Pharma Inc	Barclays Bank	11,925
1,876	Atkore Inc	Bank of America Merrill Lynch	(9,530)
2,403	Atkore Inc	Barclays Bank	1,298
2,609	Atkore Inc	Goldman Sachs	(8,900)
3,334	Atkore Inc	HSBC	(30,056)
808	Atkore Inc	Morgan Stanley	436
5,504	Atlantic Capital Bancshares Inc	Bank of America Merrill Lynch	716
24,019	Atlantic Capital Bancshares Inc	Barclays Bank	22,818
32,811	Atlantic Capital Bancshares Inc	Goldman Sachs	4,265
12,405	Atlantic Capital Bancshares Inc	Morgan Stanley	11,785
(2,786)	Atlantic Union Bankshares Corp	Bank of America Merrill Lynch	(1,869)
(431)	Atlantic Union Bankshares Corp	Barclays Bank	198

保有高	銘柄	取引相手	未実現純評価 益/(損) (米ドル)
	米国(続き)		
(1,430)	Atlantic Union Bankshares Corp	Goldman Sachs	(259)
(55,245)	Atlantic Union Bankshares Corp	HSBC	(64,637)
(113,372)	Atlantic Union Bankshares Corp	Morgan Stanley	50,086
(4,740)	Atlantius Holdings Corp	Bank of America Merrill Lynch	(32,327)
(7,607)	Atlantius Holdings Corp	Barclays Bank	(9,737)
(4,031)	Atlas Air Worldwide Holdings Inc	Bank of America Merrill Lynch	(645)
(7,611)	Atlas Air Worldwide Holdings Inc	Barclays Bank	(6,545)
(4,782)	Atlas Air Worldwide Holdings Inc	Goldman Sachs	(765)
(10,554)	Atlas Air Worldwide Holdings Inc	Morgan Stanley	(9,076)
11	Atlas Financial Holdings Inc	Bank of America Merrill Lynch	-
20,374	Atlas Technical Consultants Inc	Bank of America Merrill Lynch	(2,037)
1,696	Atlassian Corp Plc 'A'	Bank of America Merrill Lynch	35,582
(1,176)	Atlassian Corp Plc 'A'	Barclays Bank	(12,560)
677	Atlassian Corp Plc 'A'	Barclays Bank	7,230
(6,028)	Atlassian Corp Plc 'A'	Goldman Sachs	(126,467)
1,151	Atlassian Corp Plc 'A'	Goldman Sachs	12,279
5,893	Atlassian Corp Plc 'A'	Morgan Stanley	62,937
12,656	Atmos Energy Corp	Barclays Bank	9,365
(13,654)	Atmos Energy Corp	Barclays Bank	1,092
17,163	Atmos Energy Corp	Goldman Sachs	11,328
(4,053)	Atmos Energy Corp	Goldman Sachs	133
3,519	Atmos Energy Corp	HSBC	(15,272)
17,323	Atmos Energy Corp	Morgan Stanley	12,819
(280)	Atmos Energy Corp	Morgan Stanley	(158)
4,726	ATN International Inc	Bank of America Merrill Lynch	(4,442)
13,874	ATN International Inc	Barclays Bank	7,353
5,014	ATN International Inc	Goldman Sachs	(3,679)
1,487	ATN International Inc	HSBC	45
4,606	ATN International Inc	Morgan Stanley	2,441
(3,205)	Atomera Inc	Bank of America Merrill Lynch	(7,372)
(14,755)	Atomera Inc	Barclays Bank	(18,296)
(12,395)	Atomera Inc	HSBC	(38,053)
3,876	Atreca Inc 'A'	Barclays Bank	1,047
3,103	Atreca Inc 'A'	Goldman Sachs	(1,489)
4,260	Atreca Inc 'A'	HSBC	(2,939)
3,580	AtriCure Inc	Bank of America Merrill Lynch	8,333
8,477	AtriCure Inc	Barclays Bank	19,497
1,802	AtriCure Inc	Goldman Sachs	(528)
726	AtriCure Inc	HSBC	2,395
992	Atrion Corp	Morgan Stanley	33,629
(29,820)	Audacy Inc	Bank of America Merrill Lynch	(5,666)
(30,648)	Audacy Inc	Barclays Bank	(919)
(15,874)	Audacy Inc	Goldman Sachs	(2,857)
(7,892)	AudioEye Inc	Bank of America Merrill Lynch	(16,415)
1,637	Autodesk Inc	Barclays Bank	(2,652)

保有高	銘柄	取引相手	未実現純評価 益/(損) (米ドル)
	米国(続き)		
(219)	Autodesk Inc	Goldman Sachs	(2,427)
18,014	Autoliv Inc	Barclays Bank	40,532
4,171	Automatic Data Processing Inc	Bank of America Merrill Lynch	6,048
4,435	Automatic Data Processing Inc	Barclays Bank	(4,524)
(628)	Automatic Data Processing Inc	Barclays Bank	641
3,447	Automatic Data Processing Inc	Goldman Sachs	4,998
(9,378)	Automatic Data Processing Inc	Goldman Sachs	(13,598)
156	Automatic Data Processing Inc	HSBC	220
(2,398)	Automatic Data Processing Inc	HSBC	(3,030)
306	Automatic Data Processing Inc	Morgan Stanley	(312)
(5,141)	Automatic Data Processing Inc	Morgan Stanley	5,244
(6,263)	AutoNation Inc	Barclays Bank	(10,931)
(4,574)	AutoNation Inc	Goldman Sachs	(2,406)
(1,908)	AutoNation Inc	Morgan Stanley	2,316
(443)	AutoZone Inc	Bank of America Merrill Lynch	913
(1,128)	AutoZone Inc	Barclays Bank	12,441
(221)	AutoZone Inc	Goldman Sachs	9,055
(2,178)	AutoZone Inc	Morgan Stanley	85,127
(2,539)	Avalara Inc	Bank of America Merrill Lynch	(28,589)
(370)	Avalara Inc	Goldman Sachs	(4,166)
(3,212)	Avalara Inc	Morgan Stanley	(10,375)
(5,805)	AvalonBay Communities Inc (REIT)	Bank of America Merrill Lynch	(50,329)
(2,830)	AvalonBay Communities Inc (REIT)	Barclays Bank	(10,018)
(3,804)	AvalonBay Communities Inc (REIT)	Goldman Sachs	(32,981)
(4,420)	AvalonBay Communities Inc (REIT)	HSBC	(43,979)
(2,812)	AvalonBay Communities Inc (REIT)	Morgan Stanley	(9,530)
3,962	Avangrid Inc	Barclays Bank	(991)
21,024	Avangrid Inc	Goldman Sachs	24,178
(10,363)	Avanos Medical Inc	Bank of America Merrill Lynch	(3,253)
(919)	Avanos Medical Inc	Barclays Bank	28
(2,547)	Avanos Medical Inc	Goldman Sachs	518
(37,772)	Avanos Medical Inc	Morgan Stanley	1,133
(9,267)	Avantor Inc	Bank of America Merrill Lynch	(11,584)
(11,100)	Avantor Inc	Barclays Bank	(4,995)
(2,357)	Avantor Inc	Morgan Stanley	(1,061)
(1,416)	Avaya Holdings Corp	Bank of America Merrill Lynch	(3,682)
(1,279)	Avaya Holdings Corp	Goldman Sachs	(3,325)
(5,579)	Avaya Holdings Corp	Morgan Stanley	(4,739)
11,529	Aveanna Healthcare Holdings Inc	Goldman Sachs	12,451
(44,928)	Avenue Therapeutics Inc	Bank of America Merrill Lynch	(34,145)
(4,634)	Avenue Therapeutics Inc	Goldman Sachs	(3,522)
6,021	AVEO Pharmaceuticals Inc	Barclays Bank	2,589
9,213	AVEO Pharmaceuticals Inc	Morgan Stanley	2,558
(649)	Avery Dennison Corp	HSBC	681
(3,158)	Avery Dennison Corp	Morgan Stanley	(5,432)

保有高	銘柄	取引相手	未実現純評価 益/(損) (米ドル)
	米国(続き)		
2,151	Aviat Networks Inc	Goldman Sachs	(91)
1,150	Aviat Networks Inc	HSBC	1,202
(6,584)	Avid Bioservices Inc	Bank of America Merrill Lynch	(6,782)
(4,209)	Avid Bioservices Inc	Barclays Bank	(4,588)
(27,730)	Avid Bioservices Inc	Goldman Sachs	(28,562)
(3,219)	Avid Bioservices Inc	HSBC	(5,022)
(5,182)	Avid Bioservices Inc	Morgan Stanley	(5,648)
(10,074)	Avid Technology Inc	Morgan Stanley	(8,160)
1,618	Avidity Biosciences Inc	Goldman Sachs	4,563
3,054	Avidity Biosciences Inc	Morgan Stanley	5,497
5,775	Avient Corp	Bank of America Merrill Lynch	(4,955)
22,241	Avient Corp	Barclays Bank	(1,283)
16,956	Avient Corp	Goldman Sachs	(24,247)
(8,101)	Avient Corp	Goldman Sachs	11,584
6,622	Avient Corp	HSBC	(4,967)
(5,319)	Avient Corp	HSBC	3,989
52,009	Avient Corp	Morgan Stanley	(6,137)
(3,275)	Avient Corp	Morgan Stanley	393
(7,479)	Avis Budget Group Inc	Bank of America Merrill Lynch	1,758
(391)	Avis Budget Group Inc	Barclays Bank	(1,290)
(11,499)	Avis Budget Group Inc	Goldman Sachs	1,971
(2,347)	Avis Budget Group Inc	Morgan Stanley	(7,745)
21,050	Avista Corp	Bank of America Merrill Lynch	(27,576)
(33,185)	Avista Corp	Bank of America Merrill Lynch	43,472
(25,844)	Avista Corp	Goldman Sachs	33,856
(1,054)	Avita Medical Inc	Bank of America Merrill Lynch	(464)
(14,428)	Avita Medical Inc	Barclays Bank	(577)
6,886	Avnet Inc	Barclays Bank	(5,509)
(12,151)	Avnet Inc	Barclays Bank	9,721
(4,906)	Avnet Inc	HSBC	294
23,225	Avnet Inc	Morgan Stanley	(18,580)
(833)	Avnet Inc	Morgan Stanley	666
1,292	Avrobio Inc	HSBC	1,486
9,280	Avrobio Inc	Morgan Stanley	2,227
69,061	Axalta Coating Systems Ltd	Bank of America Merrill Lynch	(30,387)
(7,290)	Axalta Coating Systems Ltd	Bank of America Merrill Lynch	478
9,681	Axalta Coating Systems Ltd	Barclays Bank	8,229
(11,204)	Axalta Coating Systems Ltd	Barclays Bank	(9,523)
24,389	Axalta Coating Systems Ltd	Goldman Sachs	(10,731)
(15,789)	Axalta Coating Systems Ltd	Goldman Sachs	(7,783)
602	Axalta Coating Systems Ltd	HSBC	(746)
280	Axalta Coating Systems Ltd	Morgan Stanley	238
(4,779)	Axcelis Technologies Inc	Bank of America Merrill Lynch	(13,876)
(6,363)	Axcelis Technologies Inc	Barclays Bank	(5,165)
(5,788)	Axcelis Technologies Inc	Goldman Sachs	(1,061)

保有高	銘柄	取引相手	未実現純評価 益/(損) (米ドル)
	米国(続き)		
(17,884)	Axcelis Technologies Inc	HSBC	(49,002)
(17,774)	Axcelis Technologies Inc	Morgan Stanley	(14,041)
6,985	Axcella Health Inc	Bank of America Merrill Lynch	(1,257)
3,521	Axcella Health Inc	Morgan Stanley	141
1,207	Axis Capital Holdings Ltd	Bank of America Merrill Lynch	(3,042)
1,818	Axis Capital Holdings Ltd	Barclays Bank	(1,036)
941	Axis Capital Holdings Ltd	Goldman Sachs	(2,371)
2,651	Axis Capital Holdings Ltd	HSBC	(8,351)
(15,531)	Axis Capital Holdings Ltd	Morgan Stanley	8,853
6,381	Axis Capital Holdings Ltd	Morgan Stanley	222
10,260	Axogen Inc	Barclays Bank	(7,490)
2,508	Axogen Inc	HSBC	(3,712)
6,722	Axogen Inc	Morgan Stanley	(4,907)
1,522	Axon Enterprise Inc	Bank of America Merrill Lynch	10,654
213	Axon Enterprise Inc	Barclays Bank	2,258
970	Axon Enterprise Inc	Goldman Sachs	6,790
295	Axon Enterprise Inc	HSBC	3,419
5,054	Axon Enterprise Inc	Morgan Stanley	53,572
(6,589)	Axonics Inc	Goldman Sachs	(21,612)
(31,899)	Axos Financial Inc	Barclays Bank	(52,633)
(9,358)	Axos Financial Inc	Goldman Sachs	(8,329)
(3,595)	Axos Financial Inc	HSBC	(6,363)
(32,448)	Axos Financial Inc	Morgan Stanley	(53,539)
336	Axsome Therapeutics Inc	Bank of America Merrill Lynch	588
3,669	Axsome Therapeutics Inc	Barclays Bank	20,840
653	Axsome Therapeutics Inc	Goldman Sachs	1,143
2,659	Axsome Therapeutics Inc	Morgan Stanley	15,103
(37,549)	AXT Inc	Morgan Stanley	(3,755)
8,072	Aytu BioPharma Inc	Bank of America Merrill Lynch	(4,278)
37,341	Aytu BioPharma Inc	Goldman Sachs	(19,791)
4,878	AZEK Co Inc	Goldman Sachs	1,073
747	Aziyo Biologics Inc 'A'	Bank of America Merrill Lynch	1,158
3,029	Aziyo Biologics Inc 'A'	Barclays Bank	2,120
1,765	Aziyo Biologics Inc 'A'	Goldman Sachs	2,736
471	Aziyo Biologics Inc 'A'	HSBC	547
1,730	Aziyo Biologics Inc 'A'	Morgan Stanley	1,211
(34,789)	AZZ Inc	Barclays Bank	7,306
(14,906)	AZZ Inc	Goldman Sachs	9,838
4,616	B Riley Financial Inc	Bank of America Merrill Lynch	(6,093)
5,234	B Riley Financial Inc	Barclays Bank	(733)
(25,963)	B&G Foods Inc	Bank of America Merrill Lynch	(39,237)
(14,789)	B&G Foods Inc	Barclays Bank	(18,634)
(6,261)	B&G Foods Inc	Goldman Sachs	(2,150)
(18,922)	Babcock & Wilcox Enterprises Inc	Barclays Bank	(11,732)
(3,755)	Babcock & Wilcox Enterprises Inc	Goldman Sachs	(2,854)

保有高	銘柄	取引相手	未実現純評価 益/(損) (米ドル)
	米国(続き)		
1,287	Badger Meter Inc	Bank of America Merrill Lynch	(628)
7,196	Badger Meter Inc	Morgan Stanley	21,300
3,309	Baker Hughes Co	Bank of America Merrill Lynch	(6,320)
21,958	Baker Hughes Co	HSBC	5,595
12,006	Baker Hughes Co	Morgan Stanley	(9,005)
2,510	Balchem Corp	Bank of America Merrill Lynch	(25)
13,050	Balchem Corp	Morgan Stanley	21,533
(4,382)	Ball Corp	Bank of America Merrill Lynch	26,201
(13,496)	Ball Corp	Barclays Bank	63,425
12,357	Ball Corp	Barclays Bank	(18,239)
(20,103)	Ball Corp	Goldman Sachs	126,018
1,686	Ball Corp	Goldman Sachs	(10,908)
3,006	Ball Corp	HSBC	(21,341)
(20,392)	Ball Corp	Morgan Stanley	100,940
10,863	Ball Corp	Morgan Stanley	(27,291)
(298)	Bally's Corp	Bank of America Merrill Lynch	(1,383)
(627)	Bally's Corp	Goldman Sachs	(2,909)
(6,276)	Bally's Corp	HSBC	(17,949)
(1,129)	Banc of California Inc	Bank of America Merrill Lynch	169
(1,998)	Banc of California Inc	Barclays Bank	440
(2,672)	Banc of California Inc	Goldman Sachs	401
(63,893)	Banc of California Inc	HSBC	13,418
(44,729)	Banc of California Inc	Morgan Stanley	9,840
(26,311)	BancFirst Corp	Bank of America Merrill Lynch	89,984
(466)	BancFirst Corp	Goldman Sachs	1,594
(3,667)	BancFirst Corp	Morgan Stanley	(183)
5,618	Bancorp Inc	HSBC	(4,270)
26,126	BancorpSouth Bank	Bank of America Merrill Lynch	(20,962)
26,644	BancorpSouth Bank	Barclays Bank	(2,132)
34,622	BancorpSouth Bank	Goldman Sachs	(37,045)
3,247	BancorpSouth Bank	HSBC	(86)
14,432	BancorpSouth Bank	Morgan Stanley	(1,155)
1,628	Bandwidth Inc 'A'	Bank of America Merrill Lynch	7,612
2,754	Bandwidth Inc 'A'	Barclays Bank	735
138	Bandwidth Inc 'A'	Goldman Sachs	788
2,797	Bandwidth Inc 'A'	HSBC	5,306
1,332	Bandwidth Inc 'A'	Morgan Stanley	2,398
(10,897)	Bank First Corp	Barclays Bank	10,679
(43,767)	Bank of America Corp	Barclays Bank	10,504
(26,052)	Bank of America Corp	Goldman Sachs	9,118
(5,785)	Bank of America Corp	HSBC	(1,967)
(45,696)	Bank of America Corp	Morgan Stanley	10,967
95,585	Bank of Commerce Holdings	Bank of America Merrill Lynch	55,439
26,297	Bank of Commerce Holdings	Goldman Sachs	15,252
16,442	Bank of Commerce Holdings	Morgan Stanley	4,111

保有高	銘柄	取引相手	未実現純評価 益/(損) (米ドル)
	米国(続き)		
4,740	Bank of Hawaii Corp	Bank of America Merrill Lynch	(15,500)
2,124	Bank of Hawaii Corp	Barclays Bank	(1,020)
13,242	Bank of Hawaii Corp	Goldman Sachs	(43,301)
8,480	Bank of Hawaii Corp	HSBC	(29,256)
12,321	Bank of Hawaii Corp	Morgan Stanley	(5,914)
5,609	Bank of Marin Bancorp	Barclays Bank	(4,095)
19,838	Bank of Marin Bancorp	Goldman Sachs	(42,850)
3,776	Bank of Marin Bancorp	Morgan Stanley	(2,756)
10,480	Bank of New York Mellon Corp	Bank of America Merrill Lynch	(105)
7,562	Bank of New York Mellon Corp	Barclays Bank	2,571
(7,722)	Bank of New York Mellon Corp	Barclays Bank	(2,625)
8,643	Bank of New York Mellon Corp	Goldman Sachs	(86)
(4,117)	Bank of New York Mellon Corp	Goldman Sachs	1
12,585	Bank of New York Mellon Corp	HSBC	(2,391)
(2,032)	Bank of New York Mellon Corp	HSBC	386
25,462	Bank of New York Mellon Corp	Morgan Stanley	8,657
(5,347)	Bank of New York Mellon Corp	Morgan Stanley	(1,626)
(5,303)	Bank of Princeton	Bank of America Merrill Lynch	5,038
(1,049)	Bank of Princeton	HSBC	136
(3,062)	Bank of Princeton	Morgan Stanley	2,848
3,205	Bank OZK	Bank of America Merrill Lynch	(2,340)
15,392	Bank OZK	HSBC	(3,540)
7,890	Bank OZK	Morgan Stanley	1,578
463	Bank7 Corp	Bank of America Merrill Lynch	458
2,080	Bank7 Corp	Barclays Bank	1,435
3,117	Bank7 Corp	Goldman Sachs	3,086
11,846	Bank7 Corp	HSBC	14,571
2,378	Bank7 Corp	Morgan Stanley	1,641
62,511	BankFinancial Corp	Bank of America Merrill Lynch	18,753
57,827	BankFinancial Corp	Goldman Sachs	17,348
48,456	BankFinancial Corp	Morgan Stanley	9,207
(21,875)	BankUnited Inc	Bank of America Merrill Lynch	2,844
(19,506)	BankUnited Inc	Barclays Bank	(7,997)
(19,002)	BankUnited Inc	Goldman Sachs	2,470
(42,216)	BankUnited Inc	HSBC	(13,087)
(56,202)	BankUnited Inc	Morgan Stanley	(23,043)
(26,098)	Bankwell Financial Group Inc	Bank of America Merrill Lynch	3,132
(1,928)	Bankwell Financial Group Inc	Barclays Bank	(713)
(1,183)	Bankwell Financial Group Inc	Morgan Stanley	(438)
26,659	Banner Corp	Bank of America Merrill Lynch	(12,263)
(2,228)	Bar Harbor Bankshares	Barclays Bank	1,047
(16,150)	Bar Harbor Bankshares	Goldman Sachs	(5,330)
(11,308)	Bar Harbor Bankshares	HSBC	(16,849)
(1,868)	Bar Harbor Bankshares	Morgan Stanley	878
(30,713)	Barnes & Noble Education Inc	Bank of America Merrill Lynch	(28,256)

保有高	銘柄	取引相手	未実現純評価 益/(損) (米ドル)
	米国(続き)		
5,701	Barnes Group Inc	Bank of America Merrill Lynch	17,870
7,986	Barnes Group Inc	Barclays Bank	16,451
10,610	Barnes Group Inc	Goldman Sachs	17,655
18,546	Barnes Group Inc	HSBC	29,772
(9,594)	Barrett Business Services Inc	Bank of America Merrill Lynch	863
(5,793)	Barrett Business Services Inc	Barclays Bank	6,894
(4,670)	Barrett Business Services Inc	HSBC	22,323
(5,300)	Barrett Business Services Inc	Morgan Stanley	6,307
557	Bassett Furniture Industries Inc	Bank of America Merrill Lynch	(512)
2,922	Bassett Furniture Industries Inc	Goldman Sachs	(2,688)
2,956	Bassett Furniture Industries Inc	Morgan Stanley	(4,523)
1,382	Bausch Health Cos Inc	Morgan Stanley	1,147
(2,420)	Baxter International Inc	Bank of America Merrill Lynch	(1,132)
(14,976)	Baxter International Inc	Goldman Sachs	10,932
(3,836)	Baxter International Inc	HSBC	16,763
(14,992)	Baxter International Inc	Morgan Stanley	8,810
(1,086)	BayCom Corp	Bank of America Merrill Lynch	43
(1,277)	BayCom Corp	Goldman Sachs	51
(15,387)	BayCom Corp	HSBC	(11,848)
12,135	BBX Capital Inc	Barclays Bank	10,315
1,924	BBX Capital Inc	HSBC	2,059
5,883	BCB Bancorp Inc	Bank of America Merrill Lynch	3,059
23,221	BCB Bancorp Inc	Goldman Sachs	12,075
21,676	BCB Bancorp Inc	Morgan Stanley	5,636
(3,092)	Beacon Roofing Supply Inc	Bank of America Merrill Lynch	5,473
(9,921)	Beacon Roofing Supply Inc	Goldman Sachs	17,560
(8,132)	Beacon Roofing Supply Inc	HSBC	23,014
(10,456)	Beacon Roofing Supply Inc	Morgan Stanley	(523)
(11,920)	Beam Global	Barclays Bank	(48,230)
(11,549)	Beam Therapeutics Inc	Barclays Bank	(24,210)
(4,130)	Beam Therapeutics Inc	Goldman Sachs	(37,500)
(357)	Beam Therapeutics Inc	HSBC	371
150	Beasley Broadcast Group Inc 'A'	Goldman Sachs	9
6,055	Beazer Homes USA Inc	Bank of America Merrill Lynch	2,426
2,646	Beazer Homes USA Inc	Barclays Bank	11
5,482	Beazer Homes USA Inc	Goldman Sachs	687
(402)	Becton Dickinson and Co	Bank of America Merrill Lynch	275
(8,834)	Becton Dickinson and Co	Barclays Bank	15,712
(6,168)	Becton Dickinson and Co	Goldman Sachs	(4,773)
(3,312)	Becton Dickinson and Co	HSBC	15,699
(3,107)	Becton Dickinson and Co	Morgan Stanley	5,685
2,298	Bed Bath & Beyond Inc	HSBC	6,503
(12,012)	Bel Fuse Inc 'B'	Bank of America Merrill Lynch	(4,084)
(3,745)	Bel Fuse Inc 'B'	Barclays Bank	1,273
(8,722)	Bel Fuse Inc 'B'	Goldman Sachs	(2,965)

保有高	銘柄	取引相手	未実現純評価 益/(損) (米ドル)
	米国(続き)		
(2,237)	Bel Fuse Inc 'B'	Morgan Stanley	761
(3,297)	Belden Inc	Bank of America Merrill Lynch	7,319
(5,674)	Belden Inc	Barclays Bank	6,695
(5,732)	Belden Inc	Goldman Sachs	12,725
751	Bellerophon Therapeutics Inc	HSBC	45
(4,567)	BellRing Brands Inc 'A'	Bank of America Merrill Lynch	(6,988)
(4,682)	BellRing Brands Inc 'A'	Goldman Sachs	(7,163)
8,968	Benchmark Electronics Inc	Bank of America Merrill Lynch	5,740
16,194	Benchmark Electronics Inc	Barclays Bank	11,984
43,095	Benchmark Electronics Inc	Goldman Sachs	27,581
35,263	Benchmark Electronics Inc	HSBC	33,500
14,323	Benefitfocus Inc	Morgan Stanley	7,162
(429)	Bentley Systems Inc 'B'	Barclays Bank	(1,025)
(2,587)	Bentley Systems Inc 'B'	Goldman Sachs	(18,782)
(687)	Bentley Systems Inc 'B'	Morgan Stanley	(1,642)
(4,780)	Berkeley Lights Inc	Bank of America Merrill Lynch	(25,669)
1,665	Berkeley Lights Inc	Barclays Bank	2,198
1,428	Berkeley Lights Inc	Goldman Sachs	7,668
(3,182)	Berkeley Lights Inc	HSBC	6,491
(3,837)	Berkeley Lights Inc	Morgan Stanley	(5,065)
(4,886)	Berkshire Hathaway Inc 'B'	Barclays Bank	1,417
(8,548)	Berkshire Hathaway Inc 'B'	Goldman Sachs	(1,881)
(2,241)	Berkshire Hathaway Inc 'B'	HSBC	6,476
(4,631)	Berkshire Hathaway Inc 'B'	Morgan Stanley	1,343
(21,633)	Berkshire Hills Bancorp Inc	Bank of America Merrill Lynch	(27,258)
(3,078)	Berkshire Hills Bancorp Inc	Barclays Bank	(1,878)
(26,594)	Berkshire Hills Bancorp Inc	Goldman Sachs	(33,508)
18,269	Berry Corp	Bank of America Merrill Lynch	913
20,243	Berry Corp	Barclays Bank	2,834
6,202	Berry Corp	Goldman Sachs	310
9,118	Berry Corp	HSBC	2,827
43,463	Berry Corp	Morgan Stanley	6,085
(1,313)	Berry Global Group Inc	HSBC	(341)
458	Berry Global Group Inc	HSBC	(462)
(12,061)	Berry Global Group Inc	Morgan Stanley	16,041
1,180	Berry Global Group Inc	Morgan Stanley	(1,569)
3,147	Best Buy Co Inc	Bank of America Merrill Lynch	(12,179)
11,093	Best Buy Co Inc	Goldman Sachs	(42,930)
6,163	Best Buy Co Inc	HSBC	(40,331)
1,630	Best Buy Co Inc	Morgan Stanley	2,510
7,769	Beyond Air Inc	Bank of America Merrill Lynch	(388)
13,357	Beyond Air Inc	Barclays Bank	(401)
4,870	Beyond Air Inc	Goldman Sachs	(244)
6,161	Beyond Air Inc	Morgan Stanley	(185)
583	Beyond Meat Inc	Bank of America Merrill Lynch	25,017

保有高	銘柄	取引相手	未実現純評価 益/(損) (米ドル)
	米国(続き)		
597	Beyond Meat Inc	Barclays Bank	16,817
160	Beyond Meat Inc	Goldman Sachs	6,866
1,898	Beyondspring Inc	Bank of America Merrill Lynch	1,272
9,218	Beyondspring Inc	Barclays Bank	2,445
7,659	Beyondspring Inc	Goldman Sachs	5,132
7,756	Beyondspring Inc	HSBC	6,050
15,938	Beyondspring Inc	Morgan Stanley	7,331
(8,005)	BGC Partners Inc 'A'	Bank of America Merrill Lynch	(3,202)
(81,353)	BGC Partners Inc 'A'	Goldman Sachs	(32,541)
(69,659)	BGC Partners Inc 'A'	HSBC	(27,864)
(115,897)	BGC Partners Inc 'A'	Morgan Stanley	(60,266)
(54,650)	BGSF Inc	Bank of America Merrill Lynch	42,627
(17,150)	BGSF Inc	Barclays Bank	6,346
(8,375)	BGSF Inc	Goldman Sachs	6,533
(4,584)	BGSF Inc	Morgan Stanley	1,696
(11,889)	Big 5 Sporting Goods Corp	Barclays Bank	(17,631)
4,227	Big Lots Inc	Barclays Bank	(11,413)
990	BigCommerce Holdings Inc	Bank of America Merrill Lynch	8,405
885	BigCommerce Holdings Inc	Barclays Bank	478
92	Biglari Holdings Inc 'A'	Bank of America Merrill Lynch	4,382
6	Biglari Holdings Inc 'A'	Barclays Bank	(80)
137	Biglari Holdings Inc 'A'	Goldman Sachs	6,525
56	Biglari Holdings Inc 'A'	Morgan Stanley	(743)
3,505	Biglari Holdings Inc 'B'	Barclays Bank	(25,481)
255	Biglari Holdings Inc 'B'	HSBC	1,061
(563)	Bill.com Holdings Inc	Bank of America Merrill Lynch	(6,064)
(1,843)	Bill.com Holdings Inc	Barclays Bank	(442)
(799)	Bill.com Holdings Inc	Goldman Sachs	(8,605)
(4,893)	Bill.com Holdings Inc	Morgan Stanley	(1,174)
(2,011)	BioAtla Inc	Bank of America Merrill Lynch	5,530
(2,409)	BioAtla Inc	Barclays Bank	(3,694)
(1,700)	BioAtla Inc	Goldman Sachs	2,624
(6,785)	BioCryst Pharmaceuticals Inc	Barclays Bank	(14,588)
46,731	BioDelivery Sciences International Inc	Bank of America Merrill Lynch	(5,608)
118,119	BioDelivery Sciences International Inc	Barclays Bank	(1,181)
30,531	BioDelivery Sciences International Inc	Goldman Sachs	(3,664)
22,460	BioDelivery Sciences International Inc	HSBC	7,861
31,303	BioDelivery Sciences International Inc	Morgan Stanley	(313)
10,903	Biodesix Inc	Goldman Sachs	25,186
101	Biogen Inc	Bank of America Merrill Lynch	20
(832)	Biogen Inc	Barclays Bank	9,468
(223)	Biogen Inc	Goldman Sachs	2,881
(7,158)	Biohaven Pharmaceutical Holding Co Ltd	Barclays Bank	(62,896)
(3,525)	Biohaven Pharmaceutical Holding Co Ltd	Goldman Sachs	(55,688)
(1,283)	Biohaven Pharmaceutical Holding Co Ltd	HSBC	(22,658)

保有高	銘柄	取引相手	未実現純評価 益/(損) (米ドル)
	米国(続き)		
(5,044)	Biohaven Pharmaceutical Holding Co Ltd	Morgan Stanley	(37,373)
(4,714)	BioLife Solutions Inc	Bank of America Merrill Lynch	(12,964)
(5,381)	BioLife Solutions Inc	Goldman Sachs	(9,786)
(7,924)	BioLife Solutions Inc	HSBC	(19,097)
(4,327)	BioLife Solutions Inc	Morgan Stanley	(7,480)
4,123	BioMarin Pharmaceutical Inc	Bank of America Merrill Lynch	(126)
1,128	BioMarin Pharmaceutical Inc	Barclays Bank	(282)
7,888	BioMarin Pharmaceutical Inc	Goldman Sachs	(3,495)
1,135	BioMarin Pharmaceutical Inc	HSBC	1,033
6,970	BioMarin Pharmaceutical Inc	Morgan Stanley	(1,743)
1,609	Biomea Fusion Inc	Bank of America Merrill Lynch	2,043
963	Biomea Fusion Inc	Barclays Bank	(183)
972	Biomea Fusion Inc	Goldman Sachs	(229)
7,969	Biomea Fusion Inc	Morgan Stanley	(1,636)
1,240	BioNTech SE ADR	Morgan Stanley	11,296
2,041	Bio-Rad Laboratories Inc 'A'	Bank of America Merrill Lynch	25,778
460	Bio-Rad Laboratories Inc 'A'	Barclays Bank	4,283
134	Bio-Rad Laboratories Inc 'A'	HSBC	(172)
1,097	Bio-Rad Laboratories Inc 'A'	Morgan Stanley	10,213
(16,107)	BioSig Technologies Inc	Barclays Bank	(4,832)
(541)	Bio-Techne Corp	Bank of America Merrill Lynch	(14,326)
(1,205)	Bio-Techne Corp	Barclays Bank	8,640
(41)	Bio-Techne Corp	Goldman Sachs	(1,086)
(206)	Bio-Techne Corp	HSBC	(1,154)
(1,758)	Bio-Techne Corp	Morgan Stanley	12,605
(14,651)	Bioventus Inc	Barclays Bank	(15,091)
(415)	Bioxcel Therapeutics Inc	Bank of America Merrill Lynch	(822)
(1,465)	Bioxcel Therapeutics Inc	Barclays Bank	(1,553)
(2,342)	Bioxcel Therapeutics Inc	Goldman Sachs	(4,637)
(766)	Bioxcel Therapeutics Inc	Morgan Stanley	(812)
(7,282)	BJ's Restaurants Inc	Barclays Bank	437
(11,908)	BJ's Restaurants Inc	Goldman Sachs	20,958
(406)	BJ's Restaurants Inc	Morgan Stanley	24
(1,193)	BJ's Wholesale Club Holdings Inc	Bank of America Merrill Lynch	3,178
(280)	BJ's Wholesale Club Holdings Inc	Barclays Bank	(70)
(1,908)	BJ's Wholesale Club Holdings Inc	HSBC	3,453
(5,213)	BJ's Wholesale Club Holdings Inc	Morgan Stanley	(1,303)
(9,013)	Black Diamond Therapeutics Inc	Morgan Stanley	3,312
(15,221)	Black Hills Corp	Bank of America Merrill Lynch	3,209
(16,860)	Black Hills Corp	Barclays Bank	2,306
(9,538)	Black Hills Corp	Goldman Sachs	2,478
(18,552)	Black Hills Corp	HSBC	56,955
(7,891)	Black Hills Corp	Morgan Stanley	1,796
(16,213)	Black Knight Inc	Morgan Stanley	(3,567)
(6,999)	Blackbaud Inc	Bank of America Merrill Lynch	(7,139)

保有高	銘柄	取引相手	未実現純評価 益/(損) (米ドル)
	米国(続き)		
(12,745)	Blackbaud Inc	Barclays Bank	(5,301)
(8,542)	Blackbaud Inc	Goldman Sachs	(8,713)
(1,243)	Blackbaud Inc	Morgan Stanley	(320)
6,026	Blackline Inc	Goldman Sachs	(2,810)
6,915	Blackline Inc	Morgan Stanley	415
(8,670)	Blackstone Group Inc	HSBC	(35,200)
(10,036)	Blackstone Group Inc	Morgan Stanley	(14,552)
(40,544)	Blackstone Mortgage Trust Inc 'A' (REIT)	Bank of America Merrill Lynch	(15,812)
22,607	Blackstone Mortgage Trust Inc 'A' (REIT)	Bank of America Merrill Lynch	7,206
(8,273)	Blackstone Mortgage Trust Inc 'A' (REIT)	Barclays Bank	(1,737)
17,820	Blackstone Mortgage Trust Inc 'A' (REIT)	Barclays Bank	3,343
(3,341)	Blackstone Mortgage Trust Inc 'A' (REIT)	Goldman Sachs	(1,303)
27,622	Blackstone Mortgage Trust Inc 'A' (REIT)	Goldman Sachs	10,699
(9,199)	Blackstone Mortgage Trust Inc 'A' (REIT)	Morgan Stanley	(1,932)
35,255	Blackstone Mortgage Trust Inc 'A' (REIT)	Morgan Stanley	7,574
25,103	Bloom Energy Corp 'A'	Bank of America Merrill Lynch	112,731
11,499	Bloom Energy Corp 'A'	Barclays Bank	26,678
4,442	Bloom Energy Corp 'A'	Goldman Sachs	20,255
7,038	Bloom Energy Corp 'A'	Morgan Stanley	16,328
(21,816)	Bloomin' Brands Inc	Bank of America Merrill Lynch	(12,653)
(2,812)	Bloomin' Brands Inc	Barclays Bank	(2,165)
(1,991)	Bloomin' Brands Inc	Goldman Sachs	8
(8,801)	Blucora Inc	Bank of America Merrill Lynch	(9,857)
(27,255)	Blucora Inc	Barclays Bank	(22,077)
(17,914)	Blucora Inc	Goldman Sachs	(20,064)
(9,472)	Blucora Inc	HSBC	(17,523)
(6,703)	Blucora Inc	Morgan Stanley	(5,429)
(4,852)	Blue Bird Corp	Barclays Bank	388
(6,847)	Blue Bird Corp	Goldman Sachs	7,345
(5,947)	Blue Bird Corp	Morgan Stanley	(1,378)
1,565	Blue Ridge Bankshares Inc	Goldman Sachs	13
(3,913)	Bluebird Bio Inc	Barclays Bank	(2,035)
(3,571)	Bluebird Bio Inc	Goldman Sachs	(3,813)
(4,054)	Bluebird Bio Inc	HSBC	(11,027)
(3,530)	Bluebird Bio Inc	Morgan Stanley	(1,836)
17,142	Bluegreen Vacations Holding Corp	Barclays Bank	(857)
4,135	Bluegreen Vacations Holding Corp	HSBC	9,386
(1,452)	BlueLinx Holdings Inc	Barclays Bank	7,667
(3,313)	Blueprint Medicines Corp	Bank of America Merrill Lynch	9,303
(1,454)	Blueprint Medicines Corp	Barclays Bank	5,001
(6,962)	Blueprint Medicines Corp	Goldman Sachs	17,614
(10,250)	Blueprint Medicines Corp	Morgan Stanley	35,260
(26,759)	Bluerock Residential Growth Inc (REIT)	Goldman Sachs	(5,352)
523	BM Technologies Inc	Barclays Bank	6,721
(568)	Boeing Co	Bank of America Merrill Lynch	(10,815)

保有高	銘柄	取引相手	未実現純評価 益 / (損) (米ドル)
	米国(続き)		
(2,100)	Boeing Co	Goldman Sachs	(29,089)
(2,556)	Boeing Co	HSBC	(36,014)
(4,592)	Boeing Co	Morgan Stanley	(43,991)
3,738	Bogota Financial Corp	Bank of America Merrill Lynch	(374)
7,311	Bogota Financial Corp	Morgan Stanley	219
(9,775)	Boise Cascade Co	Barclays Bank	(5,572)
(501)	Boise Cascade Co	Goldman Sachs	1,468
(1,934)	BOK Financial Corp	Bank of America Merrill Lynch	97
(8,209)	BOK Financial Corp	Barclays Bank	(7,799)
(3,446)	BOK Financial Corp	Goldman Sachs	172
(578)	BOK Financial Corp	HSBC	(92)
2,424	BOK Financial Corp	HSBC	388
(1,711)	BOK Financial Corp	Morgan Stanley	(1,625)
7,814	BOK Financial Corp	Morgan Stanley	7,423
3,184	Bolt Biotherapeutics Inc	Bank of America Merrill Lynch	(3,375)
5,779	Bolt Biotherapeutics Inc	Barclays Bank	(2,040)
7,461	Bolt Biotherapeutics Inc	HSBC	(29,580)
588	Bolt Biotherapeutics Inc	Morgan Stanley	(288)
(511)	Bonanza Creek Energy Inc	Bank of America Merrill Lynch	(332)
(6,833)	Bonanza Creek Energy Inc	Barclays Bank	205
(2,087)	Bonanza Creek Energy Inc	Goldman Sachs	(1,357)
(275)	Bonanza Creek Energy Inc	HSBC	(814)
(10,958)	Bonanza Creek Energy Inc	Morgan Stanley	329
287	Booking Holdings Inc	Bank of America Merrill Lynch	28,604
419	Booking Holdings Inc	Barclays Bank	4,896
101	Booking Holdings Inc	Goldman Sachs	11,311
109	Booking Holdings Inc	Morgan Stanley	1,832
(1,119)	Boot Barn Holdings Inc	Barclays Bank	(2,754)
(9,511)	Boot Barn Holdings Inc	HSBC	(48,221)
(2,862)	Boot Barn Holdings Inc	Morgan Stanley	(1,620)
2,499	Booz Allen Hamilton Holding Corp	Bank of America Merrill Lynch	3,439
12,226	Booz Allen Hamilton Holding Corp	Barclays Bank	(8,442)
4,837	Booz Allen Hamilton Holding Corp	Goldman Sachs	8,078
2,180	Booz Allen Hamilton Holding Corp	HSBC	(1,782)
31,041	BorgWarner Inc	Bank of America Merrill Lynch	(11,175)
(535)	BorgWarner Inc	Bank of America Merrill Lynch	193
20,676	BorgWarner Inc	Barclays Bank	18,276
(14,256)	BorgWarner Inc	Barclays Bank	(16,252)
6,249	BorgWarner Inc	Goldman Sachs	(2,250)
8,808	BorgWarner Inc	HSBC	(14,445)
27,593	BorgWarner Inc	Morgan Stanley	29,292
(1,639)	BorgWarner Inc	Morgan Stanley	(1,868)
169	Boston Beer Co Inc 'A'	Bank of America Merrill Lynch	(4,214)
58	Boston Beer Co Inc 'A'	Barclays Bank	(174)
400	Boston Beer Co Inc 'A'	Goldman Sachs	(11,758)

保有高	銘柄	取引相手	未実現純評価 益 / (損) (米ドル)
	米国(続き)		
95	Boston Beer Co Inc 'A'	Morgan Stanley	551
(827)	Boston Omaha Corp 'A'	Bank of America Merrill Lynch	(2,994)
(6,973)	Boston Omaha Corp 'A'	Barclays Bank	(12,342)
(323)	Boston Omaha Corp 'A'	HSBC	(1,211)
(12,645)	Boston Omaha Corp 'A'	Morgan Stanley	(22,382)
22,303	Boston Private Financial Holdings Inc	Morgan Stanley	4,907
(1,791)	Boston Properties Inc (REIT)	Goldman Sachs	(13,289)
5,495	Boston Properties Inc (REIT)	HSBC	51,378
12,477	Boston Properties Inc (REIT)	Morgan Stanley	32,066
(3,474)	Boston Scientific Corp	Bank of America Merrill Lynch	(2,884)
(10,110)	Boston Scientific Corp	Barclays Bank	2,528
(733)	Boston Scientific Corp	Goldman Sachs	(608)
(26,500)	Boston Scientific Corp	HSBC	18,550
(18,202)	Boston Scientific Corp	Morgan Stanley	4,009
3,103	Bottomline Technologies DE Inc	Bank of America Merrill Lynch	(993)
1,404	Bottomline Technologies DE Inc	Barclays Bank	(716)
14,298	Bottomline Technologies DE Inc	Goldman Sachs	(4,575)
1,572	Bottomline Technologies DE Inc	HSBC	(1,761)
26,339	Bottomline Technologies DE Inc	Morgan Stanley	(13,433)
20,323	Box Inc 'A'	Barclays Bank	(813)
6,068	Box Inc 'A'	Goldman Sachs	(1,517)
29,631	Box Inc 'A'	Morgan Stanley	(1,185)
(11,032)	Boyd Gaming Corp	Bank of America Merrill Lynch	(43,025)
(24,132)	Boyd Gaming Corp	Barclays Bank	(83,980)
(3,393)	Boyd Gaming Corp	Goldman Sachs	(13,233)
(38,612)	Boyd Gaming Corp	Morgan Stanley	(134,370)
4,311	Brady Corp 'A'	Bank of America Merrill Lynch	4,527
1,533	Brady Corp 'A'	Barclays Bank	1,180
13,799	Brady Corp 'A'	Goldman Sachs	8,728
14,205	Brady Corp 'A'	Morgan Stanley	10,356
57,096	Braemar Hotels & Resorts Inc (REIT)	Bank of America Merrill Lynch	19,413
39,486	Braemar Hotels & Resorts Inc (REIT)	Barclays Bank	11,846
7,760	Braemar Hotels & Resorts Inc (REIT)	Goldman Sachs	2,638
63,919	Braemar Hotels & Resorts Inc (REIT)	HSBC	(50,650)
37,455	Braemar Hotels & Resorts Inc (REIT)	Morgan Stanley	11,237
(57,881)	BrainStorm Cell Therapeutics Inc	Barclays Bank	(9,261)
(8,367)	BrainStorm Cell Therapeutics Inc	Goldman Sachs	(1,841)
83,778	Brandywine Realty Trust (REIT)	Bank of America Merrill Lynch	36,025
9,962	Brandywine Realty Trust (REIT)	Barclays Bank	(797)
21,169	Brandywine Realty Trust (REIT)	Goldman Sachs	9,103
3,120	Bridgebio Pharma Inc	Bank of America Merrill Lynch	15,818
(2,131)	Bridgebio Pharma Inc	Bank of America Merrill Lynch	(4,145)
8,167	Bridgebio Pharma Inc	Barclays Bank	18,294
2,858	Bridgebio Pharma Inc	Goldman Sachs	14,490
3,673	Bridgebio Pharma Inc	HSBC	46,757

保有高	銘柄	取引相手	未実現純評価 益/(損) (米ドル)
	米国(続き)		
353	Bridgebio Pharma Inc	Morgan Stanley	791
3,118	Bridgewater Bancshares Inc	Bank of America Merrill Lynch	(967)
(262)	Bridgford Foods Corp	Bank of America Merrill Lynch	364
(6,472)	Bridgford Foods Corp	Barclays Bank	10,840
(3,165)	Bridgford Foods Corp	Goldman Sachs	4,236
(299)	Bridgford Foods Corp	HSBC	(1,041)
(826)	Bridgford Foods Corp	Morgan Stanley	1,470
3,518	Briggs & Stratton Corp*	Barclays Bank	(369)
32,162	Briggs & Stratton Corp*	Goldman Sachs	(32)
34,168	Brigham Minerals Inc 'A'	Barclays Bank	3,417
3,567	Brigham Minerals Inc 'A'	Goldman Sachs	(2,961)
19,369	Brigham Minerals Inc 'A'	HSBC	4,261
361	Bright Horizons Family Solutions Inc	Bank of America Merrill Lynch	151
2,733	Bright Horizons Family Solutions Inc	Goldman Sachs	6,793
(1,063)	Bright Horizons Family Solutions Inc	Goldman Sachs	(4,196)
1,485	Bright Horizons Family Solutions Inc	HSBC	(1,143)
2,823	Bright Horizons Family Solutions Inc	Morgan Stanley	11,405
(1,772)	Brightcove Inc	Barclays Bank	(354)
(1,769)	Brightcove Inc	Goldman Sachs	(1,698)
(7,803)	Brightcove Inc	HSBC	(7,803)
(19,118)	Brightcove Inc	Morgan Stanley	(3,824)
7,098	Brighthouse Financial Inc	Bank of America Merrill Lynch	1,844
3,581	Brighthouse Financial Inc	Barclays Bank	117
3,385	Brighthouse Financial Inc	Goldman Sachs	(394)
13,280	Brighthouse Financial Inc	HSBC	12,577
17,072	Brighthouse Financial Inc	Morgan Stanley	3,756
(28,502)	BrightSphere Investment Group Inc	Bank of America Merrill Lynch	17,002
(14,040)	BrightSphere Investment Group Inc	Barclays Bank	5,257
(7,160)	BrightSphere Investment Group Inc	Goldman Sachs	4,141
(5,609)	BrightSphere Investment Group Inc	Morgan Stanley	1,125
16,337	BrightView Holdings Inc	Bank of America Merrill Lynch	(6,208)
17,153	BrightView Holdings Inc	Barclays Bank	(515)
22,917	BrightView Holdings Inc	Goldman Sachs	(8,708)
1,446	BrightView Holdings Inc	HSBC	(1,547)
(1,249)	Brinker International Inc	Bank of America Merrill Lynch	636
(2,696)	Brinker International Inc	Barclays Bank	(405)
(1,199)	Brinker International Inc	Morgan Stanley	(791)
1,231	Brink's Co	Bank of America Merrill Lynch	(5,244)
12,843	Brink's Co	Goldman Sachs	(54,711)
483	Brink's Co	Morgan Stanley	(826)
5,835	Bristol-Myers Squibb Co	Bank of America Merrill Lynch	712
43,733	Bristol-Myers Squibb Co	Barclays Bank	(68,661)
9,003	Bristol-Myers Squibb Co	Goldman Sachs	2,340
1,148	Bristol-Myers Squibb Co	HSBC	1,662
24,317	Bristol-Myers Squibb Co	Morgan Stanley	(38,178)

保有高	銘柄	取引相手	未実現純評価 益/(損) (米ドル)
	米国(続き)		
(8,331)	Bristow Group Inc	Bank of America Merrill Lynch	7,831
(3,275)	Bristow Group Inc	Barclays Bank	4,127
(8,443)	Bristow Group Inc	Goldman Sachs	7,164
(3,976)	Bristow Group Inc	Morgan Stanley	5,010
24,464	Brixmor Property Group Inc (REIT)	Bank of America Merrill Lynch	7,339
14,167	Brixmor Property Group Inc (REIT)	Barclays Bank	8,784
(3,666)	Brixmor Property Group Inc (REIT)	Barclays Bank	(2,273)
42,066	Brixmor Property Group Inc (REIT)	Goldman Sachs	12,620
(12,120)	Brixmor Property Group Inc (REIT)	Morgan Stanley	(7,514)
(1,052)	Broadcom Inc	Bank of America Merrill Lynch	(34,074)
2,597	Broadcom Inc	Bank of America Merrill Lynch	84,117
(861)	Broadcom Inc	Barclays Bank	(11,314)
147	Broadcom Inc	Barclays Bank	1,932
(655)	Broadcom Inc	Goldman Sachs	(21,215)
1,830	Broadcom Inc	Goldman Sachs	59,274
(1,856)	Broadcom Inc	HSBC	(67,243)
(5,263)	Broadcom Inc	Morgan Stanley	(69,156)
(41,489)	Broadmark Realty Capital Inc (REIT)	Barclays Bank	4,979
(79,115)	Broadmark Realty Capital Inc (REIT)	Goldman Sachs	(11,867)
(2,222)	Broadridge Financial Solutions Inc	Bank of America Merrill Lynch	5,297
(7,926)	Broadridge Financial Solutions Inc	Barclays Bank	(392)
(3,861)	Broadridge Financial Solutions Inc	Goldman Sachs	10,167
(15,527)	Broadridge Financial Solutions Inc	Morgan Stanley	88
(11,586)	Brookdale Senior Living Inc	Barclays Bank	1,622
(139,025)	Brookdale Senior Living Inc	Morgan Stanley	19,464
3,088	Brookfield Infrastructure Corp 'A'	Bank of America Merrill Lynch	4,200
9,040	Brookfield Infrastructure Corp 'A'	Barclays Bank	19,436
3,164	Brookfield Infrastructure Corp 'A'	Goldman Sachs	4,699
696	Brookfield Infrastructure Corp 'A'	HSBC	1,478
1,806	Brookfield Infrastructure Corp 'A'	Morgan Stanley	2,060
(6,620)	Brookfield Property Inc 'A' (REIT)	Bank of America Merrill Lynch	(2,449)
(39,382)	Brookfield Property Inc 'A' (REIT)	Barclays Bank	(9,846)
(9,740)	Brookfield Property Inc 'A' (REIT)	Goldman Sachs	(6,673)
(6,044)	Brookfield Property Inc 'A' (REIT)	HSBC	99
(16,521)	Brookfield Property Inc 'A' (REIT)	Morgan Stanley	(3,430)
2,491	Brookfield Property Partners LP	Goldman Sachs	3,936
8,684	Brookfield Renewable Corp 'A'	Bank of America Merrill Lynch	24,749
17,913	Brookfield Renewable Corp 'A'	Barclays Bank	5,374
3,768	Brookfield Renewable Corp 'A'	Goldman Sachs	10,739
30,231	Brookfield Renewable Corp 'A'	HSBC	106,413
1,197	Brookfield Renewable Corp 'A'	Morgan Stanley	359
(24,887)	Brookline Bancorp Inc	Bank of America Merrill Lynch	-
(32,482)	Brookline Bancorp Inc	HSBC	(6,821)
(93,265)	Brookline Bancorp Inc	Morgan Stanley	(7,461)
1,818	Brooklyn ImmunoTherapeutics Inc	Goldman Sachs	(7,908)

保有高	銘柄	取引相手	未実現純評価 益 / (損) (米ドル)
	米国(続き)		
2,940	Brooklyn ImmunoTherapeutics Inc	HSBC	773
(980)	Brooks Automation Inc	Barclays Bank	(4,332)
2,492	Brooks Automation Inc	Barclays Bank	11,015
10,894	Brooks Automation Inc	Goldman Sachs	123,102
(1,568)	Brooks Automation Inc	HSBC	(19,835)
(1,727)	Brooks Automation Inc	Morgan Stanley	(7,634)
3,827	Brown & Brown Inc	Barclays Bank	1,378
42,992	Brown & Brown Inc	HSBC	(36,543)
7,270	Brown & Brown Inc	Morgan Stanley	2,617
4,426	Brown-Forman Corp 'A'	Morgan Stanley	5,267
(3,483)	Brown-Forman Corp 'B'	Bank of America Merrill Lynch	(2,267)
(10,751)	Brown-Forman Corp 'B'	Barclays Bank	(42)
9,630	Brown-Forman Corp 'B'	Goldman Sachs	23,112
(689)	Brown-Forman Corp 'B'	Goldman Sachs	(460)
3,337	Brown-Forman Corp 'B'	HSBC	8,509
(6,259)	Brown-Forman Corp 'B'	HSBC	(15,151)
8,206	Brown-Forman Corp 'B'	Morgan Stanley	6,401
(5,385)	Brown-Forman Corp 'B'	Morgan Stanley	(2,693)
(1,113)	BRP Group Inc 'A'	Bank of America Merrill Lynch	467
(20,334)	BRP Group Inc 'A'	Barclays Bank	(2,440)
(4,719)	BRP Group Inc 'A'	Goldman Sachs	1,982
7,604	BRT Apartments Corp (REIT)	Barclays Bank	(2,205)
22,177	BRT Apartments Corp (REIT)	Goldman Sachs	(5,322)
19,067	BRT Apartments Corp (REIT)	Morgan Stanley	(5,529)
13,138	Bruker Corp	Bank of America Merrill Lynch	29,155
(686)	Bruker Corp	Bank of America Merrill Lynch	(1,585)
4,171	Bruker Corp	Barclays Bank	(1,335)
(677)	Bruker Corp	Barclays Bank	217
8,168	Bruker Corp	Goldman Sachs	18,868
(434)	Bruker Corp	Goldman Sachs	(1,003)
10,683	Bruker Corp	HSBC	9,828
7,149	Bruker Corp	Morgan Stanley	(2,221)
3,424	Brunswick Corp	Barclays Bank	12,189
605	Brunswick Corp	Goldman Sachs	(2,305)
3,729	Brunswick Corp	HSBC	(46,948)
(4,961)	Brunswick Corp	HSBC	62,459
3,148	Brunswick Corp	Morgan Stanley	11,207
(3,777)	Brunswick Corp	Morgan Stanley	(13,446)
13,890	Bryn Mawr Bank Corp	Barclays Bank	8,612
5,916	Bryn Mawr Bank Corp	Goldman Sachs	(2,189)
(1,999)	Buckle Inc	Bank of America Merrill Lynch	6,757
(10,645)	Buckle Inc	Barclays Bank	(16,074)
(3,963)	Buckle Inc	Goldman Sachs	13,395
17,384	Builders FirstSource Inc	Bank of America Merrill Lynch	(38,755)
8,278	Builders FirstSource Inc	Barclays Bank	497

保有高	銘柄	取引相手	未実現純評価 益/(損) (米ドル)
	米国(続き)		
36,872	Builders FirstSource Inc	Goldman Sachs	(79,108)
5,921	Builders FirstSource Inc	HSBC	(38,466)
42,356	Builders FirstSource Inc	Morgan Stanley	(173)
580	Bumble Inc 'A'	Goldman Sachs	(413)
7,286	Bunge Ltd	Bank of America Merrill Lynch	(1,952)
(10,117)	Bunge Ltd	Bank of America Merrill Lynch	8,741
10,500	Bunge Ltd	Barclays Bank	(1,245)
(1,567)	Bunge Ltd	Barclays Bank	(31)
3,509	Bunge Ltd	Goldman Sachs	(9,544)
(3,906)	Bunge Ltd	Goldman Sachs	10,624
536	Bunge Ltd	HSBC	(183)
9,579	Bunge Ltd	Morgan Stanley	(380)
(4,820)	Burford Capital Ltd	Barclays Bank	(735)
(4,802)	Burford Capital Ltd	Morgan Stanley	(1,298)
3,471	BurgerFi International Inc	Bank of America Merrill Lynch	1,354
(9,836)	Burlington Stores Inc	Barclays Bank	(27,147)
(1,358)	Burlington Stores Inc	Goldman Sachs	17,328
(3,255)	Burlington Stores Inc	Morgan Stanley	(8,984)
(11,873)	Business First Bancshares Inc	Bank of America Merrill Lynch	(4,868)
(905)	Business First Bancshares Inc	Barclays Bank	(235)
(5,058)	Business First Bancshares Inc	Goldman Sachs	(2,074)
(6,929)	Business First Bancshares Inc	HSBC	(8,246)
(3,364)	Business First Bancshares Inc	Morgan Stanley	(875)
(1,934)	BWX Technologies Inc	Barclays Bank	(1,083)
(2,984)	BWX Technologies Inc	Goldman Sachs	5,670
(9,667)	BWX Technologies Inc	Morgan Stanley	(5,414)
(21,313)	Byline Bancorp Inc	Morgan Stanley	2,131
(718)	Byrna Technologies Inc	Barclays Bank	(9)
(979)	C&F Financial Corp	Barclays Bank	773
(1,023)	C&F Financial Corp	HSBC	(4,174)
(1,098)	C&F Financial Corp	Morgan Stanley	867
(473)	C3.ai Inc 'A'	Barclays Bank	(1,003)
4,471	C4 Therapeutics Inc	Bank of America Merrill Lynch	10,865
8,213	C4 Therapeutics Inc	Barclays Bank	(2,628)
539	C4 Therapeutics Inc	HSBC	1,682
1,318	C4 Therapeutics Inc	Morgan Stanley	(422)
4,968	Cabaletta Bio Inc	Bank of America Merrill Lynch	9,936
15,719	Cabaletta Bio Inc	Barclays Bank	1,729
3,347	Cabaletta Bio Inc	Goldman Sachs	6,694
15,063	Cabaletta Bio Inc	HSBC	33,139
11,050	Cabaletta Bio Inc	Morgan Stanley	1,216
293	Cable One Inc	Bank of America Merrill Lynch	25,838
83	Cable One Inc	Goldman Sachs	6,198
64	Cable One Inc	HSBC	4,677
157	Cable One Inc	Morgan Stanley	1,339

保有高	銘柄	取引相手	未実現純評価 益/(損) (米ドル)
	米国(続き)		
(9,031)	Cabot Corp	Bank of America Merrill Lynch	(4,245)
(18,225)	Cabot Corp	Barclays Bank	(7,655)
(6,562)	Cabot Corp	Goldman Sachs	(2,993)
(8,997)	Cabot Corp	HSBC	(18,151)
(13,508)	Cabot Corp	Morgan Stanley	(5,673)
(10,901)	Cabot Oil & Gas Corp	Goldman Sachs	20,821
(9,761)	Cabot Oil & Gas Corp	HSBC	12,689
(8,135)	Cabot Oil & Gas Corp	Morgan Stanley	1,627
1,194	CACI International Inc 'A'	Goldman Sachs	(5,612)
250	CACI International Inc 'A'	Morgan Stanley	(800)
(6,783)	Cactus Inc 'A'	Bank of America Merrill Lynch	5,019
(1,748)	Cactus Inc 'A'	Goldman Sachs	1,294
(17,980)	Cactus Inc 'A'	HSBC	(11,148)
(15,469)	Cactus Inc 'A'	Morgan Stanley	(4,486)
(7,254)	Cadence BanCorp	HSBC	(725)
(16,316)	Cadence BanCorp	Morgan Stanley	(4,405)
1,256	Cadence Design Systems Inc	Bank of America Merrill Lynch	6,475
11,728	Cadence Design Systems Inc	Barclays Bank	7,088
4,011	Cadence Design Systems Inc	Goldman Sachs	20,677
2,958	Cadence Design Systems Inc	HSBC	2,434
11,009	Cadence Design Systems Inc	Morgan Stanley	7,266
(17,968)	Cadiz Inc	Barclays Bank	(17,429)
(33,709)	Cadiz Inc	HSBC	(58,991)
6,202	Caesars Entertainment Inc	Bank of America Merrill Lynch	2,652
1,507	Caesars Entertainment Inc	Barclays Bank	(44)
(6,047)	Caesars Entertainment Inc	Goldman Sachs	(14,685)
10,362	Caesarstone Ltd	Morgan Stanley	2,280
(6,121)	CAI International Inc	Bank of America Merrill Lynch	(1,542)
(3,561)	CAI International Inc	Barclays Bank	(8,754)
(2,525)	CAI International Inc	Goldman Sachs	581
(2,534)	CAI International Inc	HSBC	1,596
(23,090)	CAI International Inc	Morgan Stanley	(56,015)
(6,075)	CalAmp Corp	HSBC	(12,332)
(37,821)	CalAmp Corp	Morgan Stanley	378
(59)	Calavo Growers Inc	Bank of America Merrill Lynch	202
(243)	Calavo Growers Inc	Barclays Bank	71
(9,916)	Calavo Growers Inc	Goldman Sachs	33,913
(862)	Calavo Growers Inc	Morgan Stanley	(87)
5,023	Caledonia Mining Corp Plc	Barclays Bank	(1,356)
8,255	Caledonia Mining Corp Plc	Goldman Sachs	(6,026)
(1,165)	Caleres Inc	Bank of America Merrill Lynch	(570)
(3,228)	Caleres Inc	Barclays Bank	1,435
(19,736)	Caleres Inc	Goldman Sachs	34,192
(4,206)	Caleres Inc	HSBC	1,052
(18,332)	Caleres Inc	Morgan Stanley	(4,787)

保有高	銘柄	取引相手	未実現純評価 益/(損) (米ドル)
	米国(続き)		
4,179	California BanCorp	Bank of America Merrill Lynch	1,881
10,321	California BanCorp	Barclays Bank	1,548
5,398	California BanCorp	Goldman Sachs	2,429
4,610	California BanCorp	HSBC	6,131
3,512	California BanCorp	Morgan Stanley	527
(16,379)	California Resources Corp	Bank of America Merrill Lynch	(62,568)
3,829	California Water Service Group	Bank of America Merrill Lynch	2,106
18,141	California Water Service Group	Barclays Bank	(1,814)
8,706	California Water Service Group	Goldman Sachs	4,788
23,686	California Water Service Group	Morgan Stanley	(2,369)
18,452	Calithera Biosciences Inc	Bank of America Merrill Lynch	2,214
36,803	Calithera Biosciences Inc	Goldman Sachs	4,416
14,780	Calithera Biosciences Inc	HSBC	4,730
6,711	Calithera Biosciences Inc	Morgan Stanley	940
1,434	Calix Inc	Barclays Bank	1,119
9,530	Calix Inc	Goldman Sachs	29,352
(11,357)	Callaway Golf Co	Bank of America Merrill Lynch	(26,427)
(9,253)	Callaway Golf Co	Barclays Bank	(19,061)
(5,213)	Callaway Golf Co	Goldman Sachs	(11,038)
(11,702)	Callaway Golf Co	Morgan Stanley	(24,106)
(12,015)	Cal-Maine Foods Inc	Barclays Bank	20,786
(7,115)	Cal-Maine Foods Inc	Goldman Sachs	18,499
(852)	Cal-Maine Foods Inc	HSBC	2,164
(1,999)	Cal-Maine Foods Inc	Morgan Stanley	3,458
(24,657)	Calyxt Inc	Barclays Bank	(5,918)
(1,478)	Cambium Networks Corp	Goldman Sachs	(13,893)
(7,422)	Cambium Networks Corp	Morgan Stanley	(23,899)
(7,626)	Cambridge Bancorp	Bank of America Merrill Lynch	12,583
(1,605)	Cambridge Bancorp	Barclays Bank	1,348
(8,700)	Cambridge Bancorp	Goldman Sachs	14,355
(11,161)	Cambridge Bancorp	HSBC	(1,451)
(3,918)	Cambridge Bancorp	Morgan Stanley	3,291
18,702	Camden National Corp	Bank of America Merrill Lynch	(3,553)
18,687	Camden National Corp	Barclays Bank	(4,298)
17,970	Camden National Corp	Goldman Sachs	(3,414)
8,011	Camden National Corp	HSBC	6,329
17,597	Camden National Corp	Morgan Stanley	(4,047)
(4,791)	Camden Property Trust (REIT)	Barclays Bank	(3,593)
7,017	Camden Property Trust (REIT)	Goldman Sachs	15,999
4,163	Camden Property Trust (REIT)	HSBC	8,784
19,340	Camden Property Trust (REIT)	Morgan Stanley	14,505
(3,576)	Camden Property Trust (REIT)	Morgan Stanley	(2,682)
(6,740)	Campbell Soup Co	Morgan Stanley	(202)
3,862	Camping World Holdings Inc 'A'	Bank of America Merrill Lynch	9,759
15,846	Camping World Holdings Inc 'A'	Barclays Bank	72,733

保有高	銘柄	取引相手	未実現純評価 益/(損) (米ドル)
	米国(続き)		
8,652	Camping World Holdings Inc 'A'	HSBC	(5,714)
3,080	Camping World Holdings Inc 'A'	Morgan Stanley	14,137
4,292	Cannae Holdings Inc	Bank of America Merrill Lynch	(4,206)
2,401	Cannae Holdings Inc	Barclays Bank	(1,849)
2,329	Cannae Holdings Inc	Goldman Sachs	(2,282)
58,214	Cannae Holdings Inc	Morgan Stanley	(44,825)
(14,746)	Cantaloupe Inc	Bank of America Merrill Lynch	(19,170)
(20,048)	Cantaloupe Inc	Barclays Bank	(2,606)
(24,028)	Cantaloupe Inc	Goldman Sachs	(31,236)
(3,740)	Cantaloupe Inc	Morgan Stanley	200
(6,213)	Capital Bancorp Inc	Bank of America Merrill Lynch	(311)
(5,447)	Capital Bancorp Inc	Barclays Bank	(1,416)
(3,796)	Capital Bancorp Inc	Goldman Sachs	(190)
(5,576)	Capital Bancorp Inc	Morgan Stanley	(1,450)
40,144	Capital City Bank Group Inc	Bank of America Merrill Lynch	13,248
20,651	Capital City Bank Group Inc	Barclays Bank	7,228
49,415	Capital City Bank Group Inc	Goldman Sachs	16,256
23,551	Capital City Bank Group Inc	HSBC	30,852
64,701	Capital City Bank Group Inc	Morgan Stanley	22,645
3,136	Capital One Financial Corp	Barclays Bank	(120)
4,958	Capital One Financial Corp	Morgan Stanley	198
(7,573)	Capital Senior Living Corp	Bank of America Merrill Lynch	46,347
10,923	Capitol Federal Financial Inc	Goldman Sachs	(1,420)
36,010	Capitol Federal Financial Inc	HSBC	1,080
35,235	Capitol Federal Financial Inc	Morgan Stanley	(4,581)
8,545	Capri Holdings Ltd	Bank of America Merrill Lynch	(9,998)
(10,094)	Capri Holdings Ltd	Barclays Bank	(35,935)
18,089	Capstar Financial Holdings Inc	Barclays Bank	5,608
25,388	Capstar Financial Holdings Inc	Goldman Sachs	12,948
5,832	Capstar Financial Holdings Inc	HSBC	15,105
35,287	Capstar Financial Holdings Inc	Morgan Stanley	10,939
(11,178)	Capstead Mortgage Corp (REIT)	Morgan Stanley	782
(12,481)	Cara Therapeutics Inc	Bank of America Merrill Lynch	(2,621)
(9,755)	Cara Therapeutics Inc	Barclays Bank	(2,244)
(646)	Cara Therapeutics Inc	Goldman Sachs	(136)
(4,715)	Cara Therapeutics Inc	Morgan Stanley	(1,084)
(7,053)	Cardiff Oncology Inc	Bank of America Merrill Lynch	353
(3,356)	Cardiff Oncology Inc	Barclays Bank	(1,946)
(8,947)	Cardiff Oncology Inc	Goldman Sachs	447
4,464	Cardinal Health Inc	Bank of America Merrill Lynch	(1,696)
18,821	Cardinal Health Inc	Barclays Bank	(10,540)
442	Cardinal Health Inc	Goldman Sachs	(168)
8,916	Cardinal Health Inc	HSBC	(20,150)
38,428	Cardinal Health Inc	Morgan Stanley	(21,520)
14,491	Cardiovascular Systems Inc	Barclays Bank	6,231

保有高	銘柄	取引相手	未実現純評価 益/(損) (米ドル)
	米国(続き)		
11,475	Cardiovascular Systems Inc	Goldman Sachs	22,721
1,499	Cardiovascular Systems Inc	HSBC	(252)
8,799	Cardiovascular Systems Inc	Morgan Stanley	3,784
1,019	Cardlytics Inc	Bank of America Merrill Lynch	16,121
1,968	Cardlytics Inc	Barclays Bank	9,892
4,906	Cardlytics Inc	Goldman Sachs	70,083
1,535	Cardlytics Inc	HSBC	14,790
339	Cardlytics Inc	Morgan Stanley	2,166
(748)	Cardtronics Plc 'A'	Barclays Bank	(30)
(344)	Cardtronics Plc 'A'	Goldman Sachs	(10)
(3,157)	CareDx Inc	Bank of America Merrill Lynch	(39,242)
(6,885)	CareDx Inc	Barclays Bank	(11,980)
(1,167)	CareDx Inc	Goldman Sachs	(14,506)
(1,224)	CareDx Inc	HSBC	(18,431)
(11,218)	CareDx Inc	Morgan Stanley	(19,520)
(20,639)	Cargurus Inc	Bank of America Merrill Lynch	(9,781)
(12,116)	Cargurus Inc	Goldman Sachs	(4,495)
(1,599)	Cargurus Inc	HSBC	99
(1,531)	Carlisle Cos Inc	Bank of America Merrill Lynch	643
(5,492)	Carlisle Cos Inc	Barclays Bank	8,513
(9,588)	Carlisle Cos Inc	Goldman Sachs	4,027
(2,606)	Carlisle Cos Inc	Morgan Stanley	4,039
(8,215)	Carlyle Group Inc	Barclays Bank	(7,229)
(1,002)	Carlyle Group Inc	Morgan Stanley	(882)
(8,537)	CarMax Inc	Bank of America Merrill Lynch	78,967
(2,189)	CarMax Inc	Goldman Sachs	20,248
(1,431)	CarMax Inc	Morgan Stanley	(1,874)
(48,263)	Carnival Corp	Barclays Bank	(80,117)
(39,616)	Carnival Corp	Goldman Sachs	(81,976)
(72,695)	Carnival Corp	Morgan Stanley	(120,673)
(8,829)	CarParts.com Inc	Bank of America Merrill Lynch	(7,063)
(1,484)	CarParts.com Inc	Barclays Bank	(608)
(2,080)	Carpenter Technology Corp	Bank of America Merrill Lynch	(6,003)
(1,883)	Carpenter Technology Corp	Barclays Bank	(4,306)
(27,565)	Carpenter Technology Corp	Goldman Sachs	(73,331)
(1,501)	Carpenter Technology Corp	Morgan Stanley	(20)
14,615	Carriage Services Inc	Goldman Sachs	6,284
9,367	Carrier Global Corp	Bank of America Merrill Lynch	18,597
23,880	Carrier Global Corp	Barclays Bank	37,014
36,227	Carrier Global Corp	Goldman Sachs	56,124
3,946	Carrier Global Corp	HSBC	2,052
69,625	Carrier Global Corp	Morgan Stanley	106,614
10,781	Carrols Restaurant Group Inc	Bank of America Merrill Lynch	(216)
25,333	Carrols Restaurant Group Inc	Barclays Bank	4,307
12,092	Carrols Restaurant Group Inc	Morgan Stanley	2,056

保有高	銘柄	取引相手	未実現純評価 益/(損) (米ドル)
	米国(続き)		
4,973	Cars.com Inc	Barclays Bank	845
15,668	Cars.com Inc	HSBC	21,862
(50,462)	Carter Bankshares Inc	Morgan Stanley	27,754
(1,257)	Carter's Inc	Bank of America Merrill Lynch	153
(281)	Carter's Inc	Barclays Bank	(397)
524	Carter's Inc	Barclays Bank	(562)
(3,839)	Carter's Inc	Morgan Stanley	(5,541)
5,988	Carter's Inc	Morgan Stanley	9,577
(114)	Carvana Co	Bank of America Merrill Lynch	(4,392)
(2,228)	Carvana Co	Barclays Bank	(17,066)
(932)	Carvana Co	Goldman Sachs	(30,542)
(298)	Carvana Co	Morgan Stanley	(3,364)
24,707	Casa Systems Inc	Goldman Sachs	6,918
(8,378)	Casella Waste Systems Inc 'A'	Barclays Bank	8,797
(1,173)	Casella Waste Systems Inc 'A'	Goldman Sachs	1,243
(24,610)	Casella Waste Systems Inc 'A'	HSBC	1,477
(36,772)	Casella Waste Systems Inc 'A'	Morgan Stanley	38,611
1,687	Casey's General Stores Inc	Barclays Bank	(34)
(4,107)	Casey's General Stores Inc	Goldman Sachs	22,301
3,637	Casey's General Stores Inc	Morgan Stanley	(73)
(32,854)	CASI Pharmaceuticals Inc	Morgan Stanley	986
33,899	Casper Sleep Inc	Barclays Bank	(10,170)
30,441	Casper Sleep Inc	Goldman Sachs	(8,219)
929	Casper Sleep Inc	HSBC	511
(2,641)	Cass Information Systems Inc	Bank of America Merrill Lynch	(2,268)
(13,859)	Cass Information Systems Inc	Barclays Bank	(16,215)
(4,578)	Cass Information Systems Inc	Goldman Sachs	(2,523)
(20,155)	Cass Information Systems Inc	HSBC	(3,023)
(25,988)	Cass Information Systems Inc	Morgan Stanley	(28,974)
(1,140)	Cassava Sciences Inc	Bank of America Merrill Lynch	(11,446)
(1,674)	Cassava Sciences Inc	Barclays Bank	(9,441)
(2,656)	Cassava Sciences Inc	HSBC	(40,637)
(4,372)	Castle Biosciences Inc	Morgan Stanley	(4,897)
69,352	Castlight Health Inc 'B'	Bank of America Merrill Lynch	3,468
101,833	Castlight Health Inc 'B'	Morgan Stanley	15,275
(23,219)	Catabasis Pharmaceuticals Inc	Goldman Sachs	(5,573)
(2,138)	Catalent Inc	Bank of America Merrill Lynch	(6,008)
(10,950)	Catalent Inc	Barclays Bank	(24,857)
(5,470)	Catalent Inc	Goldman Sachs	(15,371)
582	Catalent Inc	Morgan Stanley	1,321
19,845	Catalyst Biosciences Inc	Bank of America Merrill Lynch	1,985
30,102	Catalyst Biosciences Inc	Barclays Bank	3,612
3,322	Catalyst Biosciences Inc	Goldman Sachs	332
27,443	Catalyst Biosciences Inc	HSBC	(6,586)
19,329	Catalyst Biosciences Inc	Morgan Stanley	2,319

保有高	銘柄	取引相手	未実現純評価 益/(損) (米ドル)
	米国(続き)		
(50,126)	Catalyst Pharmaceuticals Inc	Barclays Bank	8,020
(21,075)	Catalyst Pharmaceuticals Inc	Goldman Sachs	(843)
(39,743)	Catalyst Pharmaceuticals Inc	HSBC	(28,218)
(29,461)	Catalyst Pharmaceuticals Inc	Morgan Stanley	4,714
(8,832)	CatchMark Timber Trust Inc 'A' (REIT)	Barclays Bank	1,325
(154,934)	CatchMark Timber Trust Inc 'A' (REIT)	Goldman Sachs	20,141
(20,228)	CatchMark Timber Trust Inc 'A' (REIT)	HSBC	6,878
(49,571)	CatchMark Timber Trust Inc 'A' (REIT)	Morgan Stanley	7,436
1,826	Caterpillar Inc	Bank of America Merrill Lynch	(6,774)
556	Caterpillar Inc	Barclays Bank	1,129
791	Caterpillar Inc	Goldman Sachs	(1,441)
317	Caterpillar Inc	HSBC	(485)
1,842	Caterpillar Inc	Morgan Stanley	3,739
32,108	Cathay General Bancorp	Morgan Stanley	11,451
(20,509)	Cato Corp 'A'	Bank of America Merrill Lynch	(33,019)
(1,606)	Cato Corp 'A'	Barclays Bank	80
(23,944)	Cato Corp 'A'	Goldman Sachs	(38,550)
(195)	Cavco Industries Inc	Bank of America Merrill Lynch	(2,172)
(130)	Cavco Industries Inc	Barclays Bank	(1,473)
(1,437)	Cavco Industries Inc	Goldman Sachs	(16,008)
(2,772)	Cavco Industries Inc	HSBC	(31,157)
(3,734)	Cavco Industries Inc	Morgan Stanley	(42,306)
8,297	CB Financial Services Inc	Barclays Bank	(1,245)
6,474	CB Financial Services Inc	Goldman Sachs	(5,762)
9,178	CB Financial Services Inc	Morgan Stanley	(1,377)
22,313	cbdMD Inc	Bank of America Merrill Lynch	4,239
12,444	cbdMD Inc	Goldman Sachs	2,364
(39,138)	CBIZ Inc	Bank of America Merrill Lynch	49,423
(69,772)	CBIZ Inc	Barclays Bank	32,095
(63,829)	CBIZ Inc	Goldman Sachs	84,254
(771)	Cboe Global Markets Inc	Morgan Stanley	(948)
14,386	CBRE Group Inc 'A'	Bank of America Merrill Lynch	16,029
22,374	CBRE Group Inc 'A'	Barclays Bank	(21,927)
2,431	CBRE Group Inc 'A'	Goldman Sachs	2,674
(20,950)	CBTX Inc	Bank of America Merrill Lynch	17,598
(19,609)	CBTX Inc	Barclays Bank	784
(42,672)	CBTX Inc	Goldman Sachs	35,844
(4,004)	CDK Global Inc	Bank of America Merrill Lynch	2,242
2,332	CDK Global Inc	Bank of America Merrill Lynch	(1,306)
(2,811)	CDK Global Inc	Barclays Bank	1,996
13,359	CDK Global Inc	Barclays Bank	(9,485)
(38,294)	CDK Global Inc	Goldman Sachs	21,445
54,714	CDK Global Inc	Goldman Sachs	(30,640)
2,434	CDK Global Inc	HSBC	(15)
(444)	CDK Global Inc	Morgan Stanley	315

保有高	銘柄	取引相手	未実現純評価 益/(損) (米ドル)
	米国(続き)		
9,108	CDK Global Inc	Morgan Stanley	(6,467)
(14,157)	CDW Corp	Bank of America Merrill Lynch	52,664
(9,826)	CDW Corp	Goldman Sachs	36,553
(1,001)	CDW Corp	HSBC	6,006
(6,521)	CDW Corp	Morgan Stanley	20,476
76,090	CECO Environmental Corp	Bank of America Merrill Lynch	(65,437)
14,982	CECO Environmental Corp	Barclays Bank	(5,394)
24,002	CECO Environmental Corp	Goldman Sachs	(20,642)
5,298	CECO Environmental Corp	Morgan Stanley	(1,907)
12,757	Cedar Realty Trust Inc (REIT)	Morgan Stanley	1,021
355	Celanese Corp	Bank of America Merrill Lynch	420
(16,256)	Celanese Corp	Morgan Stanley	8,128
(4,302)	Celcuity Inc	Barclays Bank	3,054
(6,863)	Celldex Therapeutics Inc	Barclays Bank	(7,412)
(2,472)	Celldex Therapeutics Inc	Goldman Sachs	(1,409)
(7,753)	CEL-SCI Corp	Barclays Bank	(11,319)
(1,430)	Celsius Holdings Inc	Bank of America Merrill Lynch	(15,530)
(12,566)	Celsius Holdings Inc	Barclays Bank	(20,734)
(2,015)	Celsius Holdings Inc	Goldman Sachs	(21,883)
(1,049)	Celsius Holdings Inc	Morgan Stanley	(1,731)
9,868	Centene Corp	Barclays Bank	(3,158)
8,400	Centene Corp	Goldman Sachs	24,860
12,179	Centene Corp	HSBC	43,784
5,888	Centene Corp	Morgan Stanley	(1,884)
23,842	CenterPoint Energy Inc	Barclays Bank	6,437
(1,869)	CenterPoint Energy Inc	Goldman Sachs	(505)
39,340	CenterPoint Energy Inc	HSBC	31,760
(2,608)	CenterPoint Energy Inc	Morgan Stanley	(704)
976	CenterPoint Energy Inc	Morgan Stanley	264
(2,941)	Centerspace (REIT)	Morgan Stanley	912
16,048	Centogene NV	Barclays Bank	(9,950)
3,344	Centogene NV	Goldman Sachs	(334)
5,388	Centogene NV	Morgan Stanley	(3,341)
22,444	Central Garden & Pet Co 'A'	Bank of America Merrill Lynch	(45,337)
13,178	Central Garden & Pet Co 'A'	Barclays Bank	(1,054)
32,398	Central Garden & Pet Co 'A'	Goldman Sachs	(65,444)
5,480	Central Garden & Pet Co 'A'	HSBC	(19,235)
7,727	Central Garden & Pet Co 'A'	Morgan Stanley	(618)
38,821	Central Pacific Financial Corp	Bank of America Merrill Lynch	(29,892)
90,586	Central Pacific Financial Corp	Morgan Stanley	(4,529)
(7,441)	Central Valley Community Bancorp	Bank of America Merrill Lynch	(8,706)
(1,634)	Central Valley Community Bancorp	Barclays Bank	(33)
(4,250)	Central Valley Community Bancorp	Goldman Sachs	(4,973)
(9,618)	Central Valley Community Bancorp	HSBC	(14,619)
(1,300)	Central Valley Community Bancorp	Morgan Stanley	(26)

保有高	銘柄	取引相手	未実現純評価 益/(損) (米ドル)
	米国(続き)		
(7,460)	Centrus Energy Corp 'A'	Barclays Bank	(298)
(2,452)	Centrus Energy Corp 'A'	Goldman Sachs	245
(920)	Centrus Energy Corp 'A'	Morgan Stanley	253
(13,084)	Century Aluminum Co	HSBC	32,972
9,552	Century Casinos Inc	Morgan Stanley	(669)
(619)	Century Communities Inc	Bank of America Merrill Lynch	(2,649)
(1,111)	Century Communities Inc	Barclays Bank	(5,611)
(17,814)	Century Communities Inc	Goldman Sachs	(76,244)
(49,534)	Cerecor Inc	Bank of America Merrill Lynch	(20,309)
(54,392)	Cerecor Inc	Barclays Bank	(3,264)
(10,916)	Cerecor Inc	Goldman Sachs	(4,476)
(11,196)	Cerecor Inc	HSBC	(1,120)
(2,075)	Cerence Inc	Bank of America Merrill Lynch	(24,485)
1,708	Cerence Inc	Bank of America Merrill Lynch	13,702
(573)	Cerence Inc	Goldman Sachs	(6,761)
350	Cerence Inc	Goldman Sachs	4,130
1,796	Cerence Inc	HSBC	10,360
3,465	Cerence Inc	Morgan Stanley	19,820
(1,503)	Cerence Inc	Morgan Stanley	(8,597)
4,719	Cerevel Therapeutics Holdings Inc	Barclays Bank	(6,040)
7,855	Cerevel Therapeutics Holdings Inc	Morgan Stanley	(10,054)
(2,602)	Ceridian HCM Holding Inc	Bank of America Merrill Lynch	(3,528)
(19,568)	Ceridian HCM Holding Inc	Barclays Bank	(3,131)
(6,909)	Ceridian HCM Holding Inc	HSBC	(38,207)
(6,118)	Ceridian HCM Holding Inc	Morgan Stanley	(979)
5,662	Cerner Corp	Bank of America Merrill Lynch	9,909
5,700	Cerner Corp	Barclays Bank	7,125
9,455	Cerner Corp	Goldman Sachs	16,546
4,151	Cerner Corp	HSBC	3,736
20,906	Cerner Corp	Morgan Stanley	26,133
1,487	Certara Inc	Goldman Sachs	2,260
7,001	Certara Inc	Morgan Stanley	3,220
2,982	Cerus Corp	Bank of America Merrill Lynch	15
38,468	Cerus Corp	HSBC	385
50,471	Cerus Corp	Morgan Stanley	(4,038)
(12,216)	CEVA Inc	Barclays Bank	(3,481)
(2,205)	CEVA Inc	Goldman Sachs	(200)
(2,255)	CEVA Inc	Morgan Stanley	(834)
(36,357)	CF Industries Holdings Inc	Bank of America Merrill Lynch	52,354
(14,295)	CF Industries Holdings Inc	Barclays Bank	(2,001)
(8,849)	CF Industries Holdings Inc	Goldman Sachs	12,742
(1,866)	CF Industries Holdings Inc	Morgan Stanley	(261)
863	CH Robinson Worldwide Inc	Bank of America Merrill Lynch	(1,735)
9,100	CH Robinson Worldwide Inc	Barclays Bank	(6,370)
15,874	CH Robinson Worldwide Inc	Goldman Sachs	(27,015)

保有高	銘柄	取引相手	未実現純評価 益/(損) (米ドル)
	米国(続き)		
1,713	CH Robinson Worldwide Inc	HSBC	(8,068)
9,879	CH Robinson Worldwide Inc	Morgan Stanley	(6,915)
(31,882)	Champions Oncology Inc	Bank of America Merrill Lynch	13,709
(2,664)	Champions Oncology Inc	Barclays Bank	1,971
(2,471)	Champions Oncology Inc	Goldman Sachs	1,063
14,217	ChampionX Corp	Bank of America Merrill Lynch	(4,834)
68,362	ChampionX Corp	Barclays Bank	80,667
28,080	ChampionX Corp	Goldman Sachs	(9,547)
10,026	ChampionX Corp	HSBC	24,664
16,479	ChampionX Corp	Morgan Stanley	19,445
(2,228)	ChannelAdvisor Corp	Barclays Bank	1,470
(25,246)	ChannelAdvisor Corp	Goldman Sachs	3,030
(784)	Charles River Laboratories International Inc	Bank of America Merrill Lynch	(11,980)
(1,362)	Charles River Laboratories International Inc	Barclays Bank	(9,289)
441	Charles River Laboratories International Inc	Barclays Bank	6,172
(1,147)	Charles River Laboratories International Inc	Goldman Sachs	(17,526)
675	Charles River Laboratories International Inc	HSBC	2,828
(2,031)	Charles River Laboratories International Inc	Morgan Stanley	(13,851)
556	Charles River Laboratories International Inc	Morgan Stanley	129
1,097	Charles Schwab Corp	Bank of America Merrill Lynch	932
330	Charles Schwab Corp	Barclays Bank	409
2,526	Charles Schwab Corp	Goldman Sachs	2,147
1,361	Charles Schwab Corp	HSBC	717
19,431	Charles Schwab Corp	Morgan Stanley	23,359
(1,493)	Chart Industries Inc	Bank of America Merrill Lynch	12,825
(2,498)	Chart Industries Inc	Barclays Bank	8,917
(567)	Chart Industries Inc	Goldman Sachs	4,871
(392)	Charter Communications Inc 'A'	Bank of America Merrill Lynch	(1,199)
(1,323)	Charter Communications Inc 'A'	Barclays Bank	11,378
(375)	Charter Communications Inc 'A'	Goldman Sachs	(825)
(2,026)	Charter Communications Inc 'A'	HSBC	385
(3,435)	Charter Communications Inc 'A'	Morgan Stanley	29,541
(1,579)	Chase Corp	Barclays Bank	13
(9,414)	Chase Corp	Goldman Sachs	43,878
(15,814)	Chase Corp	Morgan Stanley	5,666
22,158	Chatham Lodging Trust (REIT)	Barclays Bank	4,875
2,498	CHC Group Ltd*	Morgan Stanley	(1,124)
(398)	Check Point Software Technologies Ltd	Bank of America Merrill Lynch	(16)
(11,260)	Check Point Software Technologies Ltd	Morgan Stanley	23,083
905	Check Point Software Technologies Ltd	Morgan Stanley	(1,855)
3,039	Checkmate Pharmaceuticals Inc	Bank of America Merrill Lynch	1,398

保有高	銘柄	取引相手	未実現純評価 益/(損) (米ドル)
	米国(続き)		
4,500	Checkmate Pharmaceuticals Inc	Barclays Bank	315
5,271	Checkmate Pharmaceuticals Inc	Goldman Sachs	2,425
1,826	Checkmate Pharmaceuticals Inc	HSBC	511
(33,647)	Checkpoint Therapeutics Inc	Goldman Sachs	(8,075)
2,373	Cheesecake Factory Inc	Barclays Bank	4,936
13,338	Cheesecake Factory Inc	HSBC	(38,547)
(1,551)	Chefs' Warehouse Inc	Bank of America Merrill Lynch	279
(8,117)	Chefs' Warehouse Inc	Barclays Bank	2,029
(6,737)	Chefs' Warehouse Inc	Goldman Sachs	1,213
455	Chegg Inc	Bank of America Merrill Lynch	209
3,862	Chegg Inc	Barclays Bank	11,277
4,989	Chegg Inc	Morgan Stanley	14,568
(8,417)	Chegg Inc	Morgan Stanley	(24,578)
(45,974)	Chembio Diagnostics Inc	Bank of America Merrill Lynch	(460)
(25,567)	Chembio Diagnostics Inc	Barclays Bank	(3,068)
(73)	Chemed Corp	Bank of America Merrill Lynch	(880)
(4,610)	Chemed Corp	Barclays Bank	11,295
(1,026)	Chemed Corp	Goldman Sachs	(12,374)
(14,873)	ChemoCentryx Inc	Barclays Bank	(5,057)
(11,014)	ChemoCentryx Inc	Morgan Stanley	(3,744)
(4,768)	Chemours Co	Bank of America Merrill Lynch	(5,817)
(8,289)	Chemours Co	Barclays Bank	(14,008)
(18,018)	Chemours Co	Goldman Sachs	(21,982)
(4,646)	Chemours Co	Morgan Stanley	(7,852)
(2,185)	Chemung Financial Corp	Bank of America Merrill Lynch	(5,943)
(5,694)	Chemung Financial Corp	Morgan Stanley	(11,616)
(1,579)	Cheniere Energy Inc	Bank of America Merrill Lynch	(1,263)
(1,952)	Cheniere Energy Inc	Barclays Bank	(410)
(5,472)	Cheniere Energy Inc	Goldman Sachs	(4,378)
1,571	Cheniere Energy Inc	HSBC	5,059
(5,838)	Cheniere Energy Inc	Morgan Stanley	(1,226)
(30,414)	Cherry Hill Mortgage Investment Corp (REIT)	Bank of America Merrill Lynch	(4,866)
(5,924)	Cherry Hill Mortgage Investment Corp (REIT)	Goldman Sachs	(948)
(9,883)	Cherry Hill Mortgage Investment Corp (REIT)	HSBC	692
(625)	Cherry Hill Mortgage Investment Corp (REIT)	Morgan Stanley	(50)
4,308	Chesapeake Energy Corp	Bank of America Merrill Lynch	12,105
7,059	Chesapeake Energy Corp	Barclays Bank	15,021
9,831	Chesapeake Energy Corp	Morgan Stanley	22,120
(2,045)	Chesapeake Utilities Corp	Barclays Bank	4,867
(1,084)	Chesapeake Utilities Corp	Goldman Sachs	2,027
(14,520)	Chesapeake Utilities Corp	HSBC	60,258
(11,899)	Chesapeake Utilities Corp	Morgan Stanley	28,320
(1,727)	Chevron Corp	Barclays Bank	3,126
(1,632)	Chevron Corp	Goldman Sachs	11,457
1,348	Chevron Corp	Goldman Sachs	(89)

保有高	銘柄	取引相手	未実現純評価 益/(損) (米ドル)
	米国(続き)		
(330)	Chevron Corp	Morgan Stanley	597
(6,544)	Chewy Inc 'A'	Barclays Bank	(12,499)
(9,105)	Chewy Inc 'A'	Morgan Stanley	(17,391)
1,553	Chicken Soup For The Soul Entertainment Inc	Barclays Bank	2,966
(24,316)	Chico's FAS Inc	Bank of America Merrill Lynch	(5,350)
(51,030)	Chico's FAS Inc	Goldman Sachs	(11,227)
(10,900)	Chico's FAS Inc	Morgan Stanley	(4,142)
(5,630)	Children's Place Inc	Bank of America Merrill Lynch	(16,665)
(2,898)	Children's Place Inc	Barclays Bank	6,694
(4,601)	Children's Place Inc	Goldman Sachs	(13,619)
(157,273)	Chimera Investment Corp (REIT)	Bank of America Merrill Lynch	(83,354)
(9,154)	Chimera Investment Corp (REIT)	Barclays Bank	(2,655)
(47,824)	Chimera Investment Corp (REIT)	Goldman Sachs	(25,347)
(16,819)	Chimera Investment Corp (REIT)	HSBC	(11,101)
(89,243)	Chimera Investment Corp (REIT)	Morgan Stanley	(25,880)
(12,698)	Chimerix Inc	Bank of America Merrill Lynch	4,571
(5,767)	Chimerix Inc	Barclays Bank	288
(5,699)	Chimerix Inc	Goldman Sachs	2,052
1,840	Chinook Therapeutics Inc	Barclays Bank	(2,742)
2,984	Chinook Therapeutics Inc	Goldman Sachs	(656)
4,665	Chinook Therapeutics Inc	Morgan Stanley	(6,951)
491	Chipotle Mexican Grill Inc	Bank of America Merrill Lynch	19,188
17	Chipotle Mexican Grill Inc	Barclays Bank	504
1,894	Chipotle Mexican Grill Inc	Goldman Sachs	76,517
103	Chipotle Mexican Grill Inc	HSBC	4,239
175	Chipotle Mexican Grill Inc	Morgan Stanley	5,184
(4,699)	Choice Hotels International Inc	Barclays Bank	(11,419)
(731)	Choice Hotels International Inc	Goldman Sachs	(1,784)
8,866	Choice Hotels International Inc	Morgan Stanley	20,873
1,390	ChoiceOne Financial Services Inc	Bank of America Merrill Lynch	(195)
2,670	ChoiceOne Financial Services Inc	Barclays Bank	(1,121)
4,491	ChoiceOne Financial Services Inc	HSBC	943
476	ChoiceOne Financial Services Inc	Morgan Stanley	(200)
(27,493)	ChromaDex Corp	Barclays Bank	(9,897)
(2,658)	ChromaDex Corp	Goldman Sachs	(2,685)
(792)	Chubb Ltd	Bank of America Merrill Lynch	(2,919)
(3,515)	Chubb Ltd	Barclays Bank	(4,716)
(3,053)	Chubb Ltd	Goldman Sachs	(12,414)
(1,092)	Chubb Ltd	HSBC	4,193
(886)	Chubb Ltd	Morgan Stanley	(64)
2,060	Church & Dwight Co Inc	Bank of America Merrill Lynch	(3,269)
(160)	Church & Dwight Co Inc	Barclays Bank	235
1,446	Church & Dwight Co Inc	Barclays Bank	(2,126)
(4,411)	Church & Dwight Co Inc	Goldman Sachs	9,870
1,364	Church & Dwight Co Inc	HSBC	(3,718)

保有高	銘柄	取引相手	未実現純評価 益/(損) (米ドル)
	米国(続き)		
(5,388)	Church & Dwight Co Inc	Morgan Stanley	7,920
12,912	Church & Dwight Co Inc	Morgan Stanley	(18,981)
(3,867)	Churchill Downs Inc	Bank of America Merrill Lynch	(11,012)
(419)	Churchill Downs Inc	Barclays Bank	(65)
(3,430)	Churchill Downs Inc	Goldman Sachs	(6,643)
(1,607)	Churchill Downs Inc	Morgan Stanley	1,696
6,042	Churchill Downs Inc	Morgan Stanley	3,323
(3,057)	Chuy's Holdings Inc	Bank of America Merrill Lynch	4,677
(11,415)	Chuy's Holdings Inc	Barclays Bank	14,269
(3,741)	Chuy's Holdings Inc	Goldman Sachs	5,724
34,197	Cidara Therapeutics Inc	Bank of America Merrill Lynch	684
47,425	Cidara Therapeutics Inc	Barclays Bank	949
74,154	Cidara Therapeutics Inc	Goldman Sachs	1,483
40,100	Cidara Therapeutics Inc	HSBC	3,981
7,859	Ciena Corp	Barclays Bank	(4,637)
34,803	Ciena Corp	Goldman Sachs	28,190
3,009	Cigna Corp	Barclays Bank	(7,579)
4,722	Cigna Corp	Goldman Sachs	(23,006)
76	Cigna Corp	HSBC	(613)
3,152	Cigna Corp	Morgan Stanley	(8,447)
798	Cimpress Plc	Bank of America Merrill Lynch	(3,503)
606	Cimpress Plc	Barclays Bank	1,005
7,188	Cimpress Plc	Goldman Sachs	(31,555)
1,188	Cimpress Plc	HSBC	1,093
1,001	Cimpress Plc	Morgan Stanley	2,132
7,702	Cincinnati Financial Corp	Morgan Stanley	6,007
15,063	Cinemark Holdings Inc	Bank of America Merrill Lynch	8,887
40,140	Cinemark Holdings Inc	Barclays Bank	292
6,280	Cinemark Holdings Inc	Goldman Sachs	3,705
927	Cinemark Holdings Inc	HSBC	476
13,015	Cinemark Holdings Inc	Morgan Stanley	260
1,343	Cintas Corp	Barclays Bank	(1,343)
807	Cintas Corp	Goldman Sachs	1,211
1,570	Cintas Corp	HSBC	(11,304)
2,194	Cintas Corp	Morgan Stanley	(2,194)
(7,579)	CIRCOR International Inc	Bank of America Merrill Lynch	909
(9,405)	CIRCOR International Inc	Barclays Bank	(2,822)
(6,646)	CIRCOR International Inc	Goldman Sachs	798
(484)	CIRCOR International Inc	Morgan Stanley	47
18,831	Cirrus Logic Inc	Barclays Bank	31,260
4,791	Cirrus Logic Inc	Goldman Sachs	18,254
11,231	Cirrus Logic Inc	HSBC	36,301
2,263	Cirrus Logic Inc	Morgan Stanley	3,757
(28,008)	Cisco Systems Inc-CDI	Goldman Sachs	1,120
(1,142)	Cisco Systems Inc-CDI	HSBC	297

保有高	銘柄	取引相手	未実現純評価 益/(損) (米ドル)
	米国(続き)		
15,637	Cisco Systems Inc-CDI	Morgan Stanley	(7,662)
(6,512)	Cisco Systems Inc-CDI	Morgan Stanley	3,191
(280)	Citi Trends Inc	Bank of America Merrill Lynch	4,539
(1,088)	Citi Trends Inc	Barclays Bank	7,148
(4,755)	Citi Trends Inc	Goldman Sachs	77,079
(1,270)	Citigroup Inc	Bank of America Merrill Lynch	(1,638)
(3,678)	Citigroup Inc	Barclays Bank	(2,501)
(6,960)	Citigroup Inc	Morgan Stanley	(4,733)
(28,085)	Citizens & Northern Corp	Bank of America Merrill Lynch	17,132
(9,307)	Citizens & Northern Corp	Morgan Stanley	1,303
9,022	Citizens Financial Group Inc	Bank of America Merrill Lynch	(7,578)
(5,009)	Citizens Financial Group Inc	Bank of America Merrill Lynch	4,208
18,996	Citizens Financial Group Inc	Barclays Bank	11,018
(4,446)	Citizens Financial Group Inc	Barclays Bank	(2,579)
46,836	Citizens Financial Group Inc	Goldman Sachs	(39,342)
(8,180)	Citizens Financial Group Inc	Goldman Sachs	(62)
19,407	Citizens Financial Group Inc	Morgan Stanley	11,256
(944)	Citizens Holding Co	Bank of America Merrill Lynch	208
(4,421)	Citizens Holding Co	Barclays Bank	3,095
(9,485)	Citizens Holding Co	Goldman Sachs	2,087
12,191	Citizens Inc	Bank of America Merrill Lynch	(4,479)
63,873	Citizens Inc	Barclays Bank	(15,237)
11,324	Citizens Inc	Goldman Sachs	(4,303)
8,602	Citizens Inc	HSBC	(2,683)
9,566	Citizens Inc	Morgan Stanley	(338)
(907)	Citrix Systems Inc	Bank of America Merrill Lynch	1,732
(698)	Citrix Systems Inc	Barclays Bank	614
(1,974)	Citrix Systems Inc	Goldman Sachs	3,770
(2,908)	Citrix Systems Inc	Morgan Stanley	2,559
(14,121)	City Holding Co	Morgan Stanley	(13,274)
(9,804)	Civeo Corp	Bank of America Merrill Lynch	10,686
(2,449)	Civeo Corp	Goldman Sachs	2,669
(1,318)	Civeo Corp	Morgan Stanley	514
20,737	Civista Bancshares Inc	Bank of America Merrill Lynch	415
17,737	Civista Bancshares Inc	Barclays Bank	1,064
22,161	Civista Bancshares Inc	Goldman Sachs	443
18,260	Civista Bancshares Inc	HSBC	16,251
26,093	Civista Bancshares Inc	Morgan Stanley	1,566
1,327	Clarivate Plc	Bank of America Merrill Lynch	2,030
2,838	Clarivate Plc	Barclays Bank	(449)
(9,134)	Clarivate Plc	Barclays Bank	977
4,254	Clarivate Plc	Goldman Sachs	5,715
3,000	Clarivate Plc	Morgan Stanley	1,050
(2,719)	Clarus Corp	Bank of America Merrill Lynch	(6,063)
(1,088)	Clarus Corp	Barclays Bank	(914)

保有高	銘柄	取引相手	未実現純評価 益/(損) (米ドル)
	米国(続き)		
(50,082)	Clarus Corp	Morgan Stanley	(42,069)
4,537	Clean Energy Fuels Corp	Barclays Bank	(181)
15,247	Clean Energy Fuels Corp	HSBC	2,813
2,867	Clean Energy Fuels Corp	Morgan Stanley	(220)
(8,800)	Clean Harbors Inc	Bank of America Merrill Lynch	6,424
3,261	Clean Harbors Inc	Bank of America Merrill Lynch	369
(13,986)	Clean Harbors Inc	Barclays Bank	7,832
(12,831)	Clean Harbors Inc	Goldman Sachs	9,367
3,516	Clean Harbors Inc	Goldman Sachs	(880)
8,377	Clean Harbors Inc	Morgan Stanley	2,070
(12,085)	Cleanspark Inc	Barclays Bank	(8,327)
(1,560)	Clearfield Inc	Bank of America Merrill Lynch	(3,323)
(1,785)	Clearfield Inc	Barclays Bank	(2,892)
(1,099)	Clearfield Inc	Goldman Sachs	(2,341)
(14,317)	ClearPoint Neuro Inc	Barclays Bank	(859)
5,510	Clearwater Paper Corp	Goldman Sachs	(10,249)
12,004	Clearway Energy Inc 'A'	Bank of America Merrill Lynch	13,565
9,722	Clearway Energy Inc 'A'	Barclays Bank	3,111
8,992	Clearway Energy Inc 'A'	HSBC	9,477
1,104	Clearway Energy Inc 'A'	Morgan Stanley	353
1,210	Clearway Energy Inc 'C'	Bank of America Merrill Lynch	1,295
23,441	Clearway Energy Inc 'C'	Barclays Bank	3,047
2,386	Clearway Energy Inc 'C'	Goldman Sachs	2,553
24,273	Clearway Energy Inc 'C'	HSBC	23,788
4,790	Clearway Energy Inc 'C'	Morgan Stanley	623
(11,554)	Clene Inc	Barclays Bank	(28,769)
(7,746)	Clene Inc	Goldman Sachs	(21,766)
7,451	Cleveland-Cliffs Inc	Bank of America Merrill Lynch	8,038
(3,058)	Cleveland-Cliffs Inc	Barclays Bank	(4,770)
35,780	Cleveland-Cliffs Inc	Barclays Bank	42,546
2,908	Cleveland-Cliffs Inc	Goldman Sachs	(2,239)
60,325	Clipper Realty Inc (REIT)	Barclays Bank	2,413
30,431	Clipper Realty Inc (REIT)	Goldman Sachs	(4,565)
6,055	Clipper Realty Inc (REIT)	HSBC	(2,301)
28,762	Clipper Realty Inc (REIT)	Morgan Stanley	1,150
4,035	Clorox Co	Goldman Sachs	(15,141)
1,231	Clorox Co	HSBC	(13,861)
20,785	Cloudera Inc	Bank of America Merrill Lynch	19,330
34,415	Cloudera Inc	Barclays Bank	8,604
32,645	Cloudera Inc	Goldman Sachs	30,360
9,653	Cloudera Inc	HSBC	11,004
12,961	Cloudera Inc	Morgan Stanley	3,240
1,349	Cloudflare Inc 'A'	Bank of America Merrill Lynch	14,974
3,884	Cloudflare Inc 'A'	Barclays Bank	8,068
328	Cloudflare Inc 'A'	Goldman Sachs	3,641

保有高	銘柄	取引相手	未実現純評価 益/(損) (米ドル)
	米国(続き)		
3,203	Cloudflare Inc 'A'	Morgan Stanley	10,186
27,829	Clover Health Investments Corp	Barclays Bank	20,037
24,234	Clover Health Investments Corp	Goldman Sachs	19,872
14,880	Clovis Oncology Inc	Goldman Sachs	(11,011)
1,806	Clovis Oncology Inc	Morgan Stanley	117
6,722	CMC Materials Inc	Bank of America Merrill Lynch	12,133
4,915	CMC Materials Inc	Barclays Bank	1,117
1,921	CMC Materials Inc	Goldman Sachs	5,681
(2,204)	CMC Materials Inc	HSBC	(2,645)
770	CMC Materials Inc	HSBC	875
(768)	CMC Materials Inc	Morgan Stanley	(369)
2,478	CMC Materials Inc	Morgan Stanley	1,640
1,275	CME Group Inc	Bank of America Merrill Lynch	2,971
4,753	CME Group Inc	Barclays Bank	6,892
1,531	CME Group Inc	Goldman Sachs	3,567
(528)	CME Group Inc	Goldman Sachs	(636)
719	CME Group Inc	HSBC	7,700
(1,136)	CME Group Inc	Morgan Stanley	(194)
10,682	CMS Energy Corp	Bank of America Merrill Lynch	(2,293)
6,216	CMS Energy Corp	Barclays Bank	(6,402)
30,847	CMS Energy Corp	Goldman Sachs	(7,256)
42,676	CMS Energy Corp	Morgan Stanley	(43,957)
(12,070)	CNA Financial Corp	Bank of America Merrill Lynch	(6,365)
(18,219)	CNA Financial Corp	Barclays Bank	(1,640)
(612)	CNA Financial Corp	Goldman Sachs	(233)
(35,376)	CNA Financial Corp	Morgan Stanley	(9,197)
(1,342)	CNB Financial Corp	Bank of America Merrill Lynch	1,476
(8,137)	CNB Financial Corp	Barclays Bank	1,383
(8,304)	CNB Financial Corp	Goldman Sachs	9,134
(8,772)	CNB Financial Corp	Morgan Stanley	1,491
(57,328)	CNO Financial Group Inc	Barclays Bank	562
4,385	CNX Resources Corp	Bank of America Merrill Lynch	(4,341)
5,547	CNX Resources Corp	Barclays Bank	(1,609)
8,047	CNX Resources Corp	Goldman Sachs	(7,967)
3,504	CNX Resources Corp	HSBC	(491)
8,957	Coastal Financial Corp	Morgan Stanley	3,852
(23,059)	Coca-Cola Co	Barclays Bank	(11,299)
(2,048)	Coca-Cola Consolidated Inc	Morgan Stanley	(76,841)
(2,603)	Coca-Cola Europacific Partners Plc	Barclays Bank	677
(7,170)	Coca-Cola Europacific Partners Plc	Goldman Sachs	6,525
(6,534)	Coca-Cola Europacific Partners Plc	Morgan Stanley	1,699
(17,831)	Coda Octopus Group Inc	Barclays Bank	(10,164)
(9,400)	Coda Octopus Group Inc	Goldman Sachs	(6,956)
(3,489)	Coda Octopus Group Inc	HSBC	(2,547)
(2,093)	Coda Octopus Group Inc	Morgan Stanley	(1,193)

保有高	銘柄	取引相手	未実現純評価 益/(損) (米ドル)
	米国(続き)		
20,685	Codexis Inc	Goldman Sachs	47,989
7,932	Codexis Inc	HSBC	23,955
6,597	Codexis Inc	Morgan Stanley	5,607
(14,359)	Co-Diagnostics Inc	Barclays Bank	(574)
(354)	Co-Diagnostics Inc	Goldman Sachs	120
(2,954)	Codiak Biosciences Inc	Barclays Bank	(6,322)
(1,865)	Codiak Biosciences Inc	Goldman Sachs	(4,475)
(1,975)	Codiak Biosciences Inc	Morgan Stanley	(2,752)
(10,901)	Codorus Valley Bancorp Inc	Bank of America Merrill Lynch	(4,469)
(4,747)	Codorus Valley Bancorp Inc	Barclays Bank	(133)
(10,661)	Codorus Valley Bancorp Inc	Goldman Sachs	(3,406)
(6,145)	Codorus Valley Bancorp Inc	HSBC	(2,642)
(4,860)	Codorus Valley Bancorp Inc	Morgan Stanley	(146)
(17,850)	Coeur Mining Inc	Bank of America Merrill Lynch	(179)
(9,980)	Coeur Mining Inc	Barclays Bank	(1,497)
(9,401)	Coeur Mining Inc	HSBC	(12,221)
(36,001)	Coeur Mining Inc	Morgan Stanley	(5,400)
(23,534)	Cogent Biosciences Inc	Bank of America Merrill Lynch	(10,826)
(7,196)	Cogent Communications Holdings Inc	Bank of America Merrill Lynch	(2,255)
1,699	Cogent Communications Holdings Inc	Barclays Bank	1,274
(7,705)	Cogent Communications Holdings Inc	Barclays Bank	(5,779)
2,790	Cogent Communications Holdings Inc	Goldman Sachs	530
(1,785)	Cogent Communications Holdings Inc	Goldman Sachs	(339)
6,721	Cognex Corp	Bank of America Merrill Lynch	35,487
3,192	Cognex Corp	Barclays Bank	6,512
2,000	Cognex Corp	Goldman Sachs	10,560
8,028	Cognex Corp	HSBC	24,325
11,837	Cognizant Technology Solutions Corp 'A'	Bank of America Merrill Lynch	10,742
1,929	Cognizant Technology Solutions Corp 'A'	Barclays Bank	887
11,697	Cognizant Technology Solutions Corp 'A'	Goldman Sachs	10,820
(4,184)	Cognizant Technology Solutions Corp 'A'	HSBC	10,251
1,705	Cognizant Technology Solutions Corp 'A'	HSBC	(1,378)
(13,665)	Cognizant Technology Solutions Corp 'A'	Morgan Stanley	(6,286)
32,890	Cognizant Technology Solutions Corp 'A'	Morgan Stanley	15,129
1,509	Cognyte Software Ltd	Goldman Sachs	2,927
7,346	Cognyte Software Ltd	Morgan Stanley	8,374
(107,211)	Cohbar Inc	Barclays Bank	6,433
5,012	Cohen & Steers Inc	Bank of America Merrill Lynch	3,809
5,174	Cohen & Steers Inc	Barclays Bank	(108)
3,037	Cohen & Steers Inc	Goldman Sachs	2,308
8,948	Cohen & Steers Inc	HSBC	25,754
10,343	Cohen & Steers Inc	Morgan Stanley	1,551
(553)	Coherent Inc	Bank of America Merrill Lynch	(1,604)
(398)	Coherent Inc	Barclays Bank	(494)
403	Coherent Inc	Barclays Bank	500

保有高	銘柄	取引相手	未実現純評価 益/(損) (米ドル)
	米国(続き)		
320	Coherent Inc	Goldman Sachs	254
235	Coherent Inc	HSBC	753
(1,515)	Coherent Inc	Morgan Stanley	(1,879)
24,466	Coherus Biosciences Inc	Bank of America Merrill Lynch	(23,977)
11,918	Coherus Biosciences Inc	Barclays Bank	(358)
1,857	Coherus Biosciences Inc	Goldman Sachs	(1,820)
1,778	Coherus Biosciences Inc	HSBC	(1,991)
17,550	Coherus Biosciences Inc	Morgan Stanley	(527)
(2,329)	Cohu Inc	Bank of America Merrill Lynch	(1,689)
(1,781)	Cohu Inc	Barclays Bank	(614)
(4,033)	Cohu Inc	Goldman Sachs	(3,219)
(21,579)	Cohu Inc	Morgan Stanley	(4,236)
(6,427)	Colfax Corp	Bank of America Merrill Lynch	368
(8,289)	Colfax Corp	Barclays Bank	(1,654)
(6,479)	Colfax Corp	Goldman Sachs	(788)
(15,079)	Colfax Corp	Morgan Stanley	3,196
5,806	Colfax Corp	Morgan Stanley	-
3,781	Colgate-Palmolive Co	Bank of America Merrill Lynch	870
13,123	Colgate-Palmolive Co	Barclays Bank	(8,136)
24,497	Colgate-Palmolive Co	Goldman Sachs	5,634
5,840	Colgate-Palmolive Co	HSBC	2,570
14,514	Colgate-Palmolive Co	Morgan Stanley	(8,999)
11,161	Collegium Pharmaceutical Inc	Bank of America Merrill Lynch	7,925
16,233	Collegium Pharmaceutical Inc	Barclays Bank	(9,131)
5,193	Collegium Pharmaceutical Inc	Goldman Sachs	5,712
7,445	Collegium Pharmaceutical Inc	HSBC	14,134
15,106	Collegium Pharmaceutical Inc	Morgan Stanley	(5,628)
4,354	Colony Bankcorp Inc	Bank of America Merrill Lynch	3,919
13,125	Colony Bankcorp Inc	Barclays Bank	(4,331)
14,091	Colony Bankcorp Inc	Goldman Sachs	12,682
9,497	Colony Bankcorp Inc	HSBC	17,854
13,083	Colony Bankcorp Inc	Morgan Stanley	(4,317)
40,618	Colony Capital Inc (REIT)	Barclays Bank	2,031
11,609	Colony Capital Inc (REIT)	Morgan Stanley	580
(13,527)	Colony Credit Real Estate Inc (REIT)	Goldman Sachs	(406)
(10,905)	Colony Credit Real Estate Inc (REIT)	HSBC	(4,144)
(44,318)	Colony Credit Real Estate Inc (REIT)	Morgan Stanley	(443)
(26,596)	Columbia Banking System Inc	Morgan Stanley	(7,979)
(32,997)	Columbia Financial Inc	Barclays Bank	(10,229)
(55,664)	Columbia Financial Inc	Goldman Sachs	16,143
(62,326)	Columbia Financial Inc	HSBC	1,247
(76,433)	Columbia Financial Inc	Morgan Stanley	(23,694)
(27,223)	Columbia Property Trust Inc (REIT)	Bank of America Merrill Lynch	11,480
(36,370)	Columbia Property Trust Inc (REIT)	Barclays Bank	18,185
(42,151)	Columbia Property Trust Inc (REIT)	Goldman Sachs	19,826

保有高	銘柄	取引相手	未実現純評価 益/(損) (米ドル)
	米国(続き)		
(3,608)	Columbia Property Trust Inc (REIT)	HSBC	1,624
(2,884)	Columbia Property Trust Inc (REIT)	Morgan Stanley	1,442
(5,934)	Columbia Sportswear Co	Goldman Sachs	18,692
3,400	Columbus McKinnon Corp	Bank of America Merrill Lynch	(10,472)
3,867	Columbus McKinnon Corp	Barclays Bank	(6,806)
25,979	Columbus McKinnon Corp	HSBC	(29,876)
15,007	Columbus McKinnon Corp	Morgan Stanley	(26,412)
20,097	Comcast Corp 'A'	Barclays Bank	33,763
51,674	Comcast Corp 'A'	Goldman Sachs	109,445
33,172	Comcast Corp 'A'	Morgan Stanley	53,775
(2,830)	Comerica Inc	Goldman Sachs	3,283
13,358	Comerica Inc	Morgan Stanley	16,564
(960)	Comerica Inc	Morgan Stanley	(1,190)
2,142	Comfort Systems USA Inc	Bank of America Merrill Lynch	(236)
1,501	Comfort Systems USA Inc	Barclays Bank	3,182
1,019	Comfort Systems USA Inc	Goldman Sachs	(112)
5,727	Comfort Systems USA Inc	HSBC	(19,357)
9,752	Comfort Systems USA Inc	Morgan Stanley	20,674
(3,428)	Commerce Bancshares Inc	Bank of America Merrill Lynch	6,582
(9,871)	Commerce Bancshares Inc	Barclays Bank	(3,660)
(12,087)	Commerce Bancshares Inc	Goldman Sachs	4,713
(3,705)	Commerce Bancshares Inc	HSBC	6,632
(2,629)	Commerce Bancshares Inc	Morgan Stanley	684
(15,725)	Commercial Metals Co	Bank of America Merrill Lynch	22,801
1,785	Commercial Metals Co	Bank of America Merrill Lynch	(2,588)
47,221	Commercial Metals Co	Barclays Bank	472
28,056	Commercial Metals Co	HSBC	(26,653)
17,784	Commercial Metals Co	Morgan Stanley	178
(12,533)	Commercial Vehicle Group Inc	HSBC	20,679
(6,471)	CommScope Holding Co Inc	Bank of America Merrill Lynch	(12,295)
(9,271)	CommScope Holding Co Inc	Barclays Bank	(13,536)
(23,405)	CommScope Holding Co Inc	Goldman Sachs	(44,470)
(5,919)	CommScope Holding Co Inc	Morgan Stanley	(8,642)
(1,555)	Community Bank System Inc	Morgan Stanley	(482)
31,911	Community Bankers Trust Corp	Bank of America Merrill Lynch	(7,020)
32,061	Community Bankers Trust Corp	Barclays Bank	321
33,776	Community Bankers Trust Corp	Goldman Sachs	(7,431)
51,249	Community Bankers Trust Corp	Morgan Stanley	512
(1,554)	Community Financial Corp	Goldman Sachs	1,336
(5,345)	Community Financial Corp	HSBC	(6,147)
(2,855)	Community Financial Corp	Morgan Stanley	514
(7,672)	Community Health Systems Inc	Morgan Stanley	(3,989)
(6,828)	Community Healthcare Trust Inc (REIT)	Morgan Stanley	2,526
15,086	Community Trust Bancorp Inc	Bank of America Merrill Lynch	(13,879)
25,468	Community Trust Bancorp Inc	Barclays Bank	(11,206)

保有高	銘柄	取引相手	未実現純評価 益/(損) (米ドル)
	米国(続き)		
15,468	Community Trust Bancorp Inc	Goldman Sachs	(14,231)
10,915	Community Trust Bancorp Inc	HSBC	(4,803)
35,972	Community Trust Bancorp Inc	Morgan Stanley	(15,828)
9,894	CommVault Systems Inc	Bank of America Merrill Lynch	76,184
15,844	CommVault Systems Inc	Goldman Sachs	121,999
4,773	CommVault Systems Inc	HSBC	48,303
1,526	CommVault Systems Inc	Morgan Stanley	2,243
(1,419)	Compass Minerals International Inc	Bank of America Merrill Lynch	1,788
(7,576)	Compass Minerals International Inc	Barclays Bank	(3,864)
(3,749)	Compass Minerals International Inc	Goldman Sachs	4,724
(6,331)	Compass Minerals International Inc	HSBC	(4,685)
(9,524)	Compass Minerals International Inc	Morgan Stanley	(4,857)
(9,036)	Computer Programs and Systems Inc	Bank of America Merrill Lynch	(2,078)
(4,845)	Computer Programs and Systems Inc	Barclays Bank	(2,229)
(22,903)	Computer Programs and Systems Inc	Goldman Sachs	(5,268)
(2,220)	Computer Programs and Systems Inc	HSBC	(4,684)
(15,662)	Computer Programs and Systems Inc	Morgan Stanley	(7,205)
862	CompX International Inc	Bank of America Merrill Lynch	(2,052)
5,581	CompX International Inc	Barclays Bank	502
2,748	CompX International Inc	Goldman Sachs	(6,540)
4,049	CompX International Inc	Morgan Stanley	364
80,718	comScore Inc	Barclays Bank	(3,229)
10,055	comScore Inc	Goldman Sachs	3,519
(5,870)	Comstock Mining Inc	Morgan Stanley	(1,644)
(28,141)	Comstock Resources Inc	Bank of America Merrill Lynch	14,071
(14,604)	Comstock Resources Inc	Barclays Bank	2,045
(1,213)	Comtech Telecommunications Corp	Bank of America Merrill Lynch	(1,722)
(14,462)	Comtech Telecommunications Corp	Barclays Bank	(24,441)
(13,840)	Comtech Telecommunications Corp	Goldman Sachs	(19,653)
33,730	Conagra Brands Inc	Bank of America Merrill Lynch	12,629
17,169	Conagra Brands Inc	Barclays Bank	(2,232)
32,560	Conagra Brands Inc	Goldman Sachs	11,265
6,408	Conagra Brands Inc	HSBC	(961)
77,371	Conagra Brands Inc	Morgan Stanley	(10,058)
(291)	Concentrix Corp	Bank of America Merrill Lynch	(501)
803	Concentrix Corp	Barclays Bank	771
(479)	Concentrix Corp	Barclays Bank	(460)
440	Concentrix Corp	Goldman Sachs	757
1,497	Concentrix Corp	Morgan Stanley	1,437
(1,859)	Concentrix Corp	Morgan Stanley	(1,785)
(3,892)	Concert Pharmaceuticals Inc	Goldman Sachs	39
(9,925)	Concert Pharmaceuticals Inc	HSBC	(2,481)
(15,111)	Concert Pharmaceuticals Inc	Morgan Stanley	(604)
(2,424)	Concrete Pumping Holdings Inc	Bank of America Merrill Lynch	24
(20,214)	Concrete Pumping Holdings Inc	Barclays Bank	3,639

保有高	銘柄	取引相手	未実現純評価 益 / (損) (米ドル)
	米国(続き)		
(16,150)	Concrete Pumping Holdings Inc	HSBC	(969)
14,163	Conduent Inc	Bank of America Merrill Lynch	5,240
87,348	Conduent Inc	Goldman Sachs	32,319
9,457	Conduent Inc	HSBC	2,648
25,728	Conduent Inc	Morgan Stanley	5,403
(958)	CONMED Corp	Bank of America Merrill Lynch	(389)
(2,938)	CONMED Corp	Barclays Bank	2,491
(2,439)	CONMED Corp	Goldman Sachs	1,094
(3,211)	ConnectOne Bancorp Inc	Bank of America Merrill Lynch	1,349
(7,720)	ConnectOne Bancorp Inc	Barclays Bank	386
(9,201)	ConnectOne Bancorp Inc	Goldman Sachs	3,864
(26,648)	ConnectOne Bancorp Inc	HSBC	(1,066)
(7,859)	ConnectOne Bancorp Inc	Morgan Stanley	393
4,528	Conn 's Inc	Barclays Bank	2,852
926	Conn 's Inc	Goldman Sachs	1,509
(17,952)	ConocoPhillips	Bank of America Merrill Lynch	45,957
(16,804)	ConocoPhillips	Barclays Bank	6,049
(6,540)	ConocoPhillips	Goldman Sachs	16,742
(60,641)	Consolidated Communications Holdings Inc	Bank of America Merrill Lynch	(6,671)
(30,019)	Consolidated Communications Holdings Inc	Barclays Bank	(8,405)
(41,091)	Consolidated Communications Holdings Inc	Goldman Sachs	(4,520)
14,882	Consolidated Edison Inc	Bank of America Merrill Lynch	(22,174)
8,081	Consolidated Edison Inc	Barclays Bank	(9,212)
3,778	Consolidated Edison Inc	Goldman Sachs	(5,629)
5,915	Consolidated Edison Inc	HSBC	(15,438)
36,902	Consolidated Edison Inc	Morgan Stanley	(42,068)
(27,051)	Consolidated Water Co Ltd	Bank of America Merrill Lynch	(20,829)
(56,146)	Consolidated Water Co Ltd	Barclays Bank	8,422
(56,967)	Consolidated Water Co Ltd	Goldman Sachs	(43,560)
(3,899)	Consolidated Water Co Ltd	Morgan Stanley	59
1,023	Constellation Brands Inc 'A'	Bank of America Merrill Lynch	7,575
1,077	Constellation Brands Inc 'A'	Barclays Bank	3,489
695	Constellation Brands Inc 'A'	Goldman Sachs	2,056
(495)	Constellation Brands Inc 'A'	Morgan Stanley	(1,604)
(962)	Constellation Pharmaceuticals Inc	Barclays Bank	202
(2,880)	Constellation Pharmaceuticals Inc	HSBC	(144)
(14,417)	Construction Partners Inc 'A'	Bank of America Merrill Lynch	(8,085)
(21,140)	Construction Partners Inc 'A'	Barclays Bank	(17,335)
(16,571)	Construction Partners Inc 'A'	Goldman Sachs	(11,055)
(26,816)	Construction Partners Inc 'A'	Morgan Stanley	(16,136)
37,629	Consumer Portfolio Services Inc	Morgan Stanley	4,139
(6,023)	Container Store Group Inc	Bank of America Merrill Lynch	(1,807)
(18,158)	Container Store Group Inc	Barclays Bank	(13,074)
(14,743)	Container Store Group Inc	Goldman Sachs	(3,732)
(22,671)	Contango Oil & Gas Co	Goldman Sachs	(3,401)

保有高	銘柄	取引相手	未実現純評価 益/(損) (米ドル)
	米国(続き)		
9,446	ContextLogic Inc 'A'	Barclays Bank	(2,267)
5,942	Continental Resources Inc	Bank of America Merrill Lynch	5,282
7,546	Continental Resources Inc	Barclays Bank	4,754
8,096	Continental Resources Inc	Goldman Sachs	4,939
21,113	Continental Resources Inc	Morgan Stanley	13,301
(55,459)	ContraFect Corp	Goldman Sachs	(11,092)
(448)	Cooper Cos Inc	Barclays Bank	470
(1,674)	Cooper Cos Inc	Morgan Stanley	1,758
(4,702)	Cooper Tire & Rubber Co	Bank of America Merrill Lynch	2,915
(7,476)	Cooper Tire & Rubber Co	Barclays Bank	(3,738)
(4,823)	Cooper Tire & Rubber Co	Goldman Sachs	2,990
(30,160)	Cooper Tire & Rubber Co	Morgan Stanley	(15,080)
6,911	Cooper-Standard Holdings Inc	Morgan Stanley	2,419
29,024	Copa Holdings SA 'A'	Goldman Sachs	(21,768)
7,404	Copa Holdings SA 'A'	Morgan Stanley	8,070
16,824	Copart Inc	Barclays Bank	14,637
11,694	Copart Inc	Goldman Sachs	70,865
4,439	Copart Inc	HSBC	26,190
9,923	Copart Inc	Morgan Stanley	8,633
53,890	Corbus Pharmaceuticals Holdings Inc	Barclays Bank	25,867
9,724	Corbus Pharmaceuticals Holdings Inc	Goldman Sachs	5,640
24,917	Corbus Pharmaceuticals Holdings Inc	HSBC	14,950
(16,026)	Corcept Therapeutics Inc	Morgan Stanley	(6,410)
(33,508)	CoreCivic Inc (REIT)	Barclays Bank	1,005
(40,243)	CoreCivic Inc (REIT)	Goldman Sachs	12,073
(31,037)	CoreCivic Inc (REIT)	Morgan Stanley	596
(4,788)	CoreLogic Inc	Morgan Stanley	575
(242)	Core-Mark Holding Co Inc	HSBC	(787)
(14,660)	Core-Mark Holding Co Inc	Morgan Stanley	2,199
93,067	CorePoint Lodging Inc (REIT)	Goldman Sachs	14,891
80,806	CorePoint Lodging Inc (REIT)	Morgan Stanley	24,493
(1,579)	CoreSite Realty Corp (REIT)	Bank of America Merrill Lynch	(7,058)
1,066	CoreSite Realty Corp (REIT)	Bank of America Merrill Lynch	4,765
(117)	CoreSite Realty Corp (REIT)	Barclays Bank	(158)
304	CoreSite Realty Corp (REIT)	Barclays Bank	410
(1,995)	CoreSite Realty Corp (REIT)	Goldman Sachs	(8,918)
1,462	CoreSite Realty Corp (REIT)	Goldman Sachs	6,535
(6,131)	CoreSite Realty Corp (REIT)	HSBC	(17,903)
3,663	CoreSite Realty Corp (REIT)	HSBC	10,696
(4,694)	CoreSite Realty Corp (REIT)	Morgan Stanley	(6,337)
2,223	CoreSite Realty Corp (REIT)	Morgan Stanley	3,001
(16,361)	CorMedix Inc	Barclays Bank	(4,908)
7,465	Cornerstone Building Brands Inc	Bank of America Merrill Lynch	11,198
15,589	Cornerstone Building Brands Inc	Barclays Bank	(7,327)
28,366	Cornerstone Building Brands Inc	Goldman Sachs	42,549

保有高	銘柄	取引相手	未実現純評価 益 / (損) (米ドル)
	米国(続き)		
10,817	Cornerstone Building Brands Inc	HSBC	19,579
12,293	Cornerstone Building Brands Inc	Morgan Stanley	(5,778)
(601)	Cornerstone OnDemand Inc	Barclays Bank	493
(3,819)	Cornerstone OnDemand Inc	HSBC	(7,676)
(18,140)	Cornerstone OnDemand Inc	Morgan Stanley	14,875
(1,305)	Corning Inc	Bank of America Merrill Lynch	731
(565)	Corning Inc	Barclays Bank	215
(21,019)	Corning Inc	Goldman Sachs	11,771
(9,783)	Corning Inc	HSBC	15,751
(3,481)	Corsair Gaming Inc	Barclays Bank	70
1,920	Corsair Gaming Inc	HSBC	(442)
4,600	Corteva Inc	Barclays Bank	1,610
6,155	Corteva Inc	Goldman Sachs	(4,432)
(9,164)	Cortexyme Inc	Barclays Bank	(11,822)
(266)	CorVel Corp	Barclays Bank	(1,612)
(550)	CorVel Corp	Morgan Stanley	(3,531)
26,482	Corvus Pharmaceuticals Inc	Goldman Sachs	6,621
(64,227)	Costamare Inc	Barclays Bank	429
(72,684)	Costamare Inc	Goldman Sachs	(28,347)
(820)	CoStar Group Inc	Barclays Bank	(7,201)
(257)	CoStar Group Inc	Goldman Sachs	(3,068)
(1,516)	CoStar Group Inc	Morgan Stanley	(14,660)
5,583	Costco Wholesale Corp	Bank of America Merrill Lynch	(31,767)
4,870	Costco Wholesale Corp	Barclays Bank	(25,227)
(5,631)	Costco Wholesale Corp	Barclays Bank	29,169
3,952	Costco Wholesale Corp	Goldman Sachs	(22,487)
(2,265)	Costco Wholesale Corp	Goldman Sachs	12,888
1,334	Costco Wholesale Corp	HSBC	(4,282)
5,169	Costco Wholesale Corp	Morgan Stanley	(26,775)
(986)	Costco Wholesale Corp	Morgan Stanley	5,584
5,097	Coty Inc 'A'	Goldman Sachs	1,071
6,894	Coty Inc 'A'	HSBC	(620)
20,174	Coty Inc 'A'	Morgan Stanley	5,245
(7,451)	County Bancorp Inc	Barclays Bank	(3,353)
3,981	Coupa Software Inc	Goldman Sachs	42,285
8,167	Coupa Software Inc	Morgan Stanley	(7,300)
1,049	Coursera Inc	Bank of America Merrill Lynch	94
(1,231)	Coursera Inc	Barclays Bank	(616)
8,430	Coursera Inc	Goldman Sachs	759
(3,103)	Coursera Inc	HSBC	(238)
10,500	Coursera Inc	Morgan Stanley	5,250
(17,248)	Cousins Properties Inc (REIT)	HSBC	(18,455)
(17,592)	Cousins Properties Inc (REIT)	Morgan Stanley	(2,814)
(54,315)	Covanta Holding Corp	Bank of America Merrill Lynch	16,295
(37,604)	Covanta Holding Corp	Barclays Bank	10,905

保有高	銘柄	取引相手	未実現純評価 益/(損) (米ドル)
	米国(続き)		
(6,870)	Covanta Holding Corp	Goldman Sachs	2,061
(68,439)	Covanta Holding Corp	Morgan Stanley	19,847
6,409	Covenant Logistics Group Inc	Bank of America Merrill Lynch	(6,858)
20,696	Covenant Logistics Group Inc	Barclays Bank	(5,795)
3,448	Covenant Logistics Group Inc	Goldman Sachs	(3,689)
20,596	Covenant Logistics Group Inc	Morgan Stanley	(5,767)
5,018	Covetrus Inc	Bank of America Merrill Lynch	4,236
4,629	Covetrus Inc	Barclays Bank	6,666
12,282	Covetrus Inc	Goldman Sachs	18,708
(2,304)	Covetrus Inc	HSBC	(1,290)
713	Covetrus Inc	HSBC	932
(5,237)	Covetrus Inc	Morgan Stanley	(7,541)
4,205	Covetrus Inc	Morgan Stanley	6,055
4,203	Cowen Inc 'A'	Bank of America Merrill Lynch	(9,121)
9,134	Cowen Inc 'A'	Barclays Bank	(822)
3,608	Cowen Inc 'A'	Goldman Sachs	(7,829)
6,194	Cowen Inc 'A'	Morgan Stanley	(557)
(10,772)	CPS Technologies Corp	Barclays Bank	(5,601)
(1,891)	CPS Technologies Corp	Goldman Sachs	(1,210)
(4,677)	CRA International Inc	Bank of America Merrill Lynch	(2,274)
(4,939)	CRA International Inc	Barclays Bank	4,443
(2,186)	CRA International Inc	Goldman Sachs	(62)
(2,284)	Cracker Barrel Old Country Store Inc	Barclays Bank	4,876
(1,588)	Cracker Barrel Old Country Store Inc	Goldman Sachs	(621)
(3,266)	Cracker Barrel Old Country Store Inc	HSBC	5,585
(4,399)	Crane Co	Bank of America Merrill Lynch	8,358
(913)	Crane Co	Barclays Bank	630
(12,815)	Crane Co	Goldman Sachs	24,348
(6,328)	Crane Co	HSBC	19,617
(3,393)	Crane Co	Morgan Stanley	2,341
34,659	Crawford & Co 'A'	Bank of America Merrill Lynch	(10,181)
66,884	Crawford & Co 'A'	Barclays Bank	3,260
32,638	Crawford & Co 'A'	Goldman Sachs	(8,898)
39,494	Crawford & Co 'A'	HSBC	2,290
21,594	Crawford & Co 'A'	Morgan Stanley	1,512
(2,216)	Crawford & Co 'B'	Bank of America Merrill Lynch	44
(10,912)	Crawford & Co 'B'	Goldman Sachs	218
(909)	Credicorp Ltd	Bank of America Merrill Lynch	6,181
(556)	Credicorp Ltd	Barclays Bank	(3,036)
(907)	Credicorp Ltd	HSBC	(3,601)
(939)	Credicorp Ltd	Morgan Stanley	(5,127)
359	Credit Acceptance Corp	Bank of America Merrill Lynch	6,361
(1,397)	Credit Acceptance Corp	Barclays Bank	(14,738)
135	Credit Acceptance Corp	Morgan Stanley	1,424
3,243	Cree Inc	Bank of America Merrill Lynch	30,322

保有高	銘柄	取引相手	未実現純評価 益/(損) (米ドル)
	米国(続き)		
295	Cree Inc	Barclays Bank	873
276	Cree Inc	Goldman Sachs	1,233
129	Cree Inc	HSBC	1,024
4,155	Cree Inc	Morgan Stanley	12,299
10,637	Crinetics Pharmaceuticals Inc	Morgan Stanley	7,765
10,596	Crocs Inc	Barclays Bank	(6,993)
17,005	Crocs Inc	HSBC	(50,845)
10,289	Crocs Inc	Morgan Stanley	(6,791)
23,467	Cross Country Healthcare Inc	Bank of America Merrill Lynch	(10,616)
8,701	Cross Country Healthcare Inc	Morgan Stanley	174
(1,358)	CrossFirst Bankshares Inc	Barclays Bank	244
(60,265)	CrossFirst Bankshares Inc	Goldman Sachs	16,573
(137)	CrossFirst Bankshares Inc	HSBC	(38)
(33,476)	CrossFirst Bankshares Inc	Morgan Stanley	6,026
(493)	CrowdStrike Holdings Inc 'A'	Barclays Bank	513
(1,405)	CrowdStrike Holdings Inc 'A'	Goldman Sachs	(47,236)
(2,792)	CrowdStrike Holdings Inc 'A'	HSBC	(96,519)
(1,561)	CrowdStrike Holdings Inc 'A'	Morgan Stanley	(12,176)
1,450	Crown Castle International Corp (REIT)	Bank of America Merrill Lynch	(51)
438	Crown Castle International Corp (REIT)	Barclays Bank	1,428
1,464	Crown Castle International Corp (REIT)	Goldman Sachs	786
(4,435)	Crown Castle International Corp (REIT)	HSBC	(27,985)
2,310	Crown Castle International Corp (REIT)	HSBC	14,576
(5,521)	Crown Castle International Corp (REIT)	Morgan Stanley	(17,998)
28,598	Crown Holdings Inc	Barclays Bank	(214,199)
2,549	Crown Holdings Inc	Goldman Sachs	(20,749)
(3,398)	CryoLife Inc	Barclays Bank	3,670
(3,052)	CryoLife Inc	Goldman Sachs	732
(4,528)	CryoLife Inc	Morgan Stanley	4,890
(1,966)	CryoPort Inc	Bank of America Merrill Lynch	(12,032)
(5,776)	CryoPort Inc	Barclays Bank	(20,967)
10,928	CSG Systems International Inc	Bank of America Merrill Lynch	(9,507)
16,905	CSG Systems International Inc	Barclays Bank	(13,355)
1,620	CSG Systems International Inc	Goldman Sachs	(1,409)
41,815	CSG Systems International Inc	Morgan Stanley	(28,791)
(2,469)	CSW Industrials Inc	Bank of America Merrill Lynch	15,061
(9,851)	CSW Industrials Inc	Barclays Bank	15,860
(2,713)	CSW Industrials Inc	Goldman Sachs	16,549
(11,176)	CSW Industrials Inc	Morgan Stanley	17,993
(660)	CSX Corp	Bank of America Merrill Lynch	(38)
(27,528)	CSX Corp	Barclays Bank	(4,439)
(10,584)	CSX Corp	HSBC	32,175
(6,542)	CSX Corp	Morgan Stanley	(6,950)
6,520	CTO Realty Growth Inc (REIT)	Bank of America Merrill Lynch	3,782
3,212	CTO Realty Growth Inc (REIT)	Barclays Bank	(2,987)

保有高	銘柄	取引相手	未実現純評価 益/(損) (米ドル)
	米国(続き)		
9,396	CTO Realty Growth Inc (REIT)	Goldman Sachs	5,450
6,832	CTO Realty Growth Inc (REIT)	HSBC	10,521
9,414	CTO Realty Growth Inc (REIT)	Morgan Stanley	(8,755)
(28,241)	CTS Corp	Bank of America Merrill Lynch	(39,537)
(11,471)	CTS Corp	Goldman Sachs	(16,059)
(1,230)	CTS Corp	HSBC	(7,343)
(15,292)	CTS Corp	Morgan Stanley	2,753
5,314	CubeSmart (REIT)	Bank of America Merrill Lynch	7,333
(1,860)	CubeSmart (REIT)	Bank of America Merrill Lynch	(2,567)
10,434	CubeSmart (REIT)	Barclays Bank	8,869
6,310	CubeSmart (REIT)	Goldman Sachs	8,708
33,060	CubeSmart (REIT)	Morgan Stanley	28,101
(2,011)	CubeSmart (REIT)	Morgan Stanley	(1,709)
6,359	Cue Biopharma Inc	Goldman Sachs	2,162
10,487	Cue Biopharma Inc	Morgan Stanley	105
(3,346)	Cullen/Frost Bankers Inc	Goldman Sachs	12,949
(2,290)	Cullen/Frost Bankers Inc	Morgan Stanley	1,832
4,617	Cullinan Oncology Inc	Bank of America Merrill Lynch	6,279
2,526	Cullinan Oncology Inc	Barclays Bank	3,082
5,311	Cullinan Oncology Inc	Goldman Sachs	7,223
6,642	Culp Inc	Bank of America Merrill Lynch	10,760
10,492	Culp Inc	Barclays Bank	5,036
10,042	Culp Inc	Goldman Sachs	16,268
16,166	Culp Inc	HSBC	25,584
7,146	Culp Inc	Morgan Stanley	3,430
(284)	Cummins Inc	Barclays Bank	(497)
(3,639)	Cummins Inc	Goldman Sachs	3,629
(2,314)	Cummins Inc	Morgan Stanley	(4,050)
2,447	Cumulus Media Inc 'A'	Bank of America Merrill Lynch	2,496
15,269	Cumulus Media Inc 'A'	Barclays Bank	458
14,969	Cumulus Media Inc 'A'	HSBC	4,790
7,071	Cumulus Media Inc 'A'	Morgan Stanley	212
5,797	CuriosityStream Inc	Barclays Bank	2,145
12,163	CuriosityStream Inc	Goldman Sachs	25,299
12,015	CuriosityStream Inc	Morgan Stanley	4,446
(8,625)	Curis Inc	Barclays Bank	(2,760)
2,712	Curo Group Holdings Corp	Bank of America Merrill Lynch	4,041
4,339	Curo Group Holdings Corp	Barclays Bank	2,994
3,789	Curo Group Holdings Corp	HSBC	3,107
3,670	Curo Group Holdings Corp	Morgan Stanley	2,532
(675)	Curtiss-Wright Corp	Bank of America Merrill Lynch	551
(3,578)	Curtiss-Wright Corp	Barclays Bank	2,361
12,661	Curtiss-Wright Corp	Goldman Sachs	(30,133)
(3,087)	Curtiss-Wright Corp	Goldman Sachs	7,347
1,858	Curtiss-Wright Corp	HSBC	(7,116)

保有高	銘柄	取引相手	未実現純評価 益 / (損) (米ドル)
	米国(続き)		
3,029	Curtiss-Wright Corp	Morgan Stanley	(1,999)
(275)	Curtiss-Wright Corp	Morgan Stanley	182
42,738	Cushman & Wakefield Plc	Goldman Sachs	34,618
25,799	Cushman & Wakefield Plc	Morgan Stanley	(2,064)
7,848	Custom Truck One Source Inc	Morgan Stanley	5,886
(5,221)	Customers Bancorp Inc	Bank of America Merrill Lynch	(14,514)
(4,714)	Customers Bancorp Inc	Goldman Sachs	(13,105)
(8,372)	Cutera Inc	Morgan Stanley	(2,093)
12,475	CVR Energy Inc	Goldman Sachs	(30,938)
8,949	CVS Health Corp	Barclays Bank	(29,263)
2,605	CVS Health Corp	Goldman Sachs	4,897
8,588	CVS Health Corp	Morgan Stanley	(28,083)
(5,648)	CyberOptics Corp	Barclays Bank	2,598
(816)	CyberOptics Corp	HSBC	(2,187)
(7,687)	CyberOptics Corp	Morgan Stanley	3,536
(11,088)	Cyclerion Therapeutics Inc	HSBC	(5,544)
(54,123)	Cyclerion Therapeutics Inc	Morgan Stanley	(15,696)
45,799	Cymabay Therapeutics Inc	Bank of America Merrill Lynch	(6,412)
10,219	Cymabay Therapeutics Inc	Barclays Bank	(1,533)
25,603	Cymabay Therapeutics Inc	Goldman Sachs	(2,656)
8,518	Cymabay Therapeutics Inc	HSBC	553
13,324	Cymabay Therapeutics Inc	Morgan Stanley	(1,999)
(3,970)	CyrusOne Inc (REIT)	Barclays Bank	1,826
2,495	CyrusOne Inc (REIT)	Barclays Bank	(1,148)
(1,261)	Cytokinetics Inc	Bank of America Merrill Lynch	4,716
(2,117)	Cytokinetics Inc	Barclays Bank	1,948
(9,915)	Cytokinetics Inc	Goldman Sachs	37,082
(16,947)	Cytokinetics Inc	Morgan Stanley	13,915
(8,985)	CytomX Therapeutics Inc	Barclays Bank	9,614
(47,416)	CytomX Therapeutics Inc	Goldman Sachs	58,322
(5,451)	CytoSorbents Corp	Bank of America Merrill Lynch	1,635
(46,950)	CytoSorbents Corp	Barclays Bank	11,738
(14,430)	CytoSorbents Corp	Goldman Sachs	4,329
(3,901)	CytoSorbents Corp	Morgan Stanley	975
811	Daily Journal Corp	HSBC	14,793
69,788	Daktronics Inc	Barclays Bank	2,094
41,855	Daktronics Inc	Goldman Sachs	7,115
60,104	Daktronics Inc	HSBC	21,036
55,929	Daktronics Inc	Morgan Stanley	1,678
15,209	Dana Inc	Barclays Bank	11,711
4,730	Dana Inc	Goldman Sachs	393
10,163	Dana Inc	Morgan Stanley	7,219
(6,954)	Danaher Corp	Barclays Bank	(12,800)
(3,274)	Danaher Corp	Goldman Sachs	(8,852)
(1,396)	Danaher Corp	HSBC	4,034

保有高	銘柄	取引相手	未実現純評価 益/(損) (米ドル)
	米国(続き)		
(1,328)	Danaher Corp	Morgan Stanley	(4,156)
(3,746)	Danimer Scientific Inc	Barclays Bank	(4,308)
3,190	Darden Restaurants Inc	Bank of America Merrill Lynch	13,430
14,659	Darden Restaurants Inc	Barclays Bank	27,412
472	Darden Restaurants Inc	Goldman Sachs	1,987
142	Darden Restaurants Inc	Morgan Stanley	266
(8,978)	DarioHealth Corp	Bank of America Merrill Lynch	(3,507)
(6,942)	DarioHealth Corp	Barclays Bank	13,120
677	Darling Ingredients Inc	Bank of America Merrill Lynch	1,978
(1,057)	Darling Ingredients Inc	Barclays Bank	(15)
1,015	Darling Ingredients Inc	Barclays Bank	152
11,354	Darling Ingredients Inc	Goldman Sachs	19,696
923	Darling Ingredients Inc	HSBC	115
(1,424)	Darling Ingredients Inc	Morgan Stanley	(151)
2,586	Darling Ingredients Inc	Morgan Stanley	(1,789)
(22,923)	Daseke Inc	Bank of America Merrill Lynch	(23,152)
(4,710)	Daseke Inc	Barclays Bank	(1,413)
(23,410)	Daseke Inc	Goldman Sachs	(23,644)
(1,759)	Datadog Inc 'A'	Bank of America Merrill Lynch	(7,459)
(3,057)	Datadog Inc 'A'	Goldman Sachs	(30,631)
(12,900)	Datadog Inc 'A'	Morgan Stanley	(16,641)
(1,437)	Datto Holding Corp	Barclays Bank	(144)
(3,632)	Datto Holding Corp	Goldman Sachs	(2,942)
(1,133)	Datto Holding Corp	Morgan Stanley	(113)
7,338	Dave & Buster's Entertainment Inc	Bank of America Merrill Lynch	(16,804)
1,570	Dave & Buster's Entertainment Inc	Barclays Bank	1,240
4,421	Dave & Buster's Entertainment Inc	Goldman Sachs	(10,124)
3,215	Dave & Buster's Entertainment Inc	HSBC	59
(8,198)	DaVita Inc	Bank of America Merrill Lynch	35,005
(12,495)	DaVita Inc	Barclays Bank	22,116
661	DaVita Inc	Barclays Bank	(1,170)
(1,808)	DaVita Inc	Goldman Sachs	7,720
(392)	DaVita Inc	HSBC	3,101
1,885	DaVita Inc	HSBC	80
(14,381)	DaVita Inc	Morgan Stanley	25,454
37,646	Dawson Geophysical Co	Morgan Stanley	2,259
1,192	Decibel Therapeutics Inc	Bank of America Merrill Lynch	2,885
1,132	Decibel Therapeutics Inc	Barclays Bank	1,030
7,211	Decibel Therapeutics Inc	HSBC	13,412
2,475	Deciphera Pharmaceuticals Inc	Bank of America Merrill Lynch	(2)
2,502	Deciphera Pharmaceuticals Inc	Barclays Bank	2,302
2,462	Deciphera Pharmaceuticals Inc	Goldman Sachs	(1,920)
2,309	Deciphera Pharmaceuticals Inc	HSBC	1,916
7,747	Deciphera Pharmaceuticals Inc	Morgan Stanley	4,692
445	Deckers Outdoor Corp	Bank of America Merrill Lynch	(2,581)

保有高	銘柄	取引相手	未実現純評価 益/(損) (米ドル)
	米国(続き)		
8,299	Deckers Outdoor Corp	Barclays Bank	(24,980)
1,860	Deckers Outdoor Corp	Goldman Sachs	(10,789)
743	Deckers Outdoor Corp	HSBC	4,034
1,939	Deckers Outdoor Corp	Morgan Stanley	(6,243)
57	Deere & Co	Bank of America Merrill Lynch	(1,280)
3,632	Deere & Co	Barclays Bank	9,765
513	Deere & Co	Goldman Sachs	(11,517)
4,153	Deere & Co	HSBC	(125,836)
4,113	Deere & Co	Morgan Stanley	2,179
(2,258)	Del Taco Restaurants Inc	Barclays Bank	361
(52,721)	Del Taco Restaurants Inc	Goldman Sachs	1,054
9,641	Delek US Energy Inc	Bank of America Merrill Lynch	(2,410)
3,497	Delek US Energy Inc	Barclays Bank	4,721
7,846	Delek US Energy Inc	Goldman Sachs	(1,962)
36,832	Delek US Energy Inc	Morgan Stanley	49,723
2,067	Dell Technologies Inc 'C'	Bank of America Merrill Lynch	517
12,647	Dell Technologies Inc 'C'	Barclays Bank	(18,971)
1,531	Dell Technologies Inc 'C'	HSBC	1,552
6,021	Dell Technologies Inc 'C'	Morgan Stanley	(9,032)
(86)	Delta Air Lines Inc	Bank of America Merrill Lynch	(133)
(16,603)	Delta Air Lines Inc	Barclays Bank	(25,071)
(4,452)	Delta Air Lines Inc	Goldman Sachs	(4,140)
(771)	Delta Air Lines Inc	HSBC	(1,735)
(5,512)	Delta Air Lines Inc	Morgan Stanley	(8,323)
(3,936)	Delta Apparel Inc	Bank of America Merrill Lynch	11,690
(7,914)	Delta Apparel Inc	Barclays Bank	8,864
(1,823)	Delta Apparel Inc	Goldman Sachs	5,414
(5,897)	Delta Apparel Inc	HSBC	16,630
(8,580)	Delta Apparel Inc	Morgan Stanley	9,610
9,698	Deluxe Corp	Bank of America Merrill Lynch	(6,387)
4,434	Deluxe Corp	Barclays Bank	1,185
4,418	Deluxe Corp	Goldman Sachs	(3,711)
3,733	Deluxe Corp	HSBC	(3,240)
17,901	Deluxe Corp	Morgan Stanley	4,654
(3,974)	Denali Therapeutics Inc	Bank of America Merrill Lynch	(39,541)
(7,164)	Denali Therapeutics Inc	Barclays Bank	(14,686)
(479)	Denali Therapeutics Inc	HSBC	(5,758)
(5,822)	Denali Therapeutics Inc	Morgan Stanley	(11,935)
20,784	Denny's Corp	Bank of America Merrill Lynch	3,533
9,543	Denny's Corp	Barclays Bank	573
4,733	Denny's Corp	HSBC	2,272
(9,250)	DENTSPLY SIRONA Inc	Bank of America Merrill Lynch	18,778
(5,216)	DENTSPLY SIRONA Inc	Barclays Bank	3,808
1,153	DENTSPLY SIRONA Inc	HSBC	(977)
(555)	DermTech Inc	Bank of America Merrill Lynch	(3,175)

保有高	銘柄	取引相手	未実現純評価 益/(損) (米ドル)
	米国(続き)		
(4,698)	DermTech Inc	Barclays Bank	(12,450)
5,084	Design Therapeutics Inc	Bank of America Merrill Lynch	14,439
(864)	Designer Brands Inc 'A'	Bank of America Merrill Lynch	1,529
(4,087)	Designer Brands Inc 'A'	Barclays Bank	3,474
(2,009)	Designer Brands Inc 'A'	Goldman Sachs	5,223
35,628	Devon Energy Corp	Barclays Bank	21,733
22,430	Devon Energy Corp	Goldman Sachs	(14,131)
2,362	Dexcom Inc	Bank of America Merrill Lynch	97,722
(2,807)	Dexcom Inc	Bank of America Merrill Lynch	(123,480)
1,062	Dexcom Inc	Barclays Bank	14,868
(1,214)	Dexcom Inc	Barclays Bank	(16,996)
305	Dexcom Inc	Goldman Sachs	13,417
(1,563)	Dexcom Inc	Goldman Sachs	(68,756)
593	Dexcom Inc	HSBC	19,750
(504)	Dexcom Inc	HSBC	(13,457)
37	Dexcom Inc	Morgan Stanley	518
(300)	Dexcom Inc	Morgan Stanley	(4,200)
(11,060)	DHI Group Inc	Bank of America Merrill Lynch	(774)
(31,054)	DHI Group Inc	Barclays Bank	3,416
(22,836)	DHI Group Inc	Goldman Sachs	(1,599)
(7,065)	DHI Group Inc	HSBC	353
(21,654)	DHI Group Inc	Morgan Stanley	2,382
(44,911)	DHT Holdings Inc	Barclays Bank	(8,533)
(13,096)	DHT Holdings Inc	Goldman Sachs	(6,679)
(4,500)	DHT Holdings Inc	Morgan Stanley	(423)
(2,516)	Diamond Hill Investment Group Inc	Bank of America Merrill Lynch	6,265
(2,354)	Diamond Hill Investment Group Inc	Barclays Bank	(330)
(2,066)	Diamondback Energy Inc	Bank of America Merrill Lynch	599
7,342	Diamondback Energy Inc	Barclays Bank	20,337
2,289	Diamondback Energy Inc	Goldman Sachs	(664)
(1,784)	Diamondback Energy Inc	Goldman Sachs	517
853	Diamondback Energy Inc	HSBC	(2,295)
6,567	Diamondback Energy Inc	Morgan Stanley	18,191
90,583	DiamondRock Hospitality Co (REIT)	HSBC	(7,247)
3,346	DiamondRock Hospitality Co (REIT)	Morgan Stanley	468
(24,675)	Dicerna Pharmaceuticals Inc	Morgan Stanley	(61,441)
10,334	Dick's Sporting Goods Inc	Goldman Sachs	95,756
(29,758)	Diebold Nixdorf Inc	Morgan Stanley	(3,571)
(10,426)	Digi International Inc	Barclays Bank	(1,564)
(34,674)	Digi International Inc	Goldman Sachs	(24,965)
(2,070)	Digi International Inc	HSBC	(2,981)
(11,692)	Digi International Inc	Morgan Stanley	(1,754)
(9,442)	Digimarc Corp	Goldman Sachs	(40,884)
7,862	Digital Media Solutions Inc 'A'	Barclays Bank	3,302
8,878	Digital Media Solutions Inc 'A'	Goldman Sachs	799

保有高	銘柄	取引相手	未実現純評価 益/(損) (米ドル)
	米国(続き)		
(635)	Digital Realty Trust Inc (REIT)	Bank of America Merrill Lynch	(2,121)
(3,185)	Digital Realty Trust Inc (REIT)	Barclays Bank	(1,083)
(8,179)	Digital Realty Trust Inc (REIT)	Goldman Sachs	(27,318)
(1,184)	Digital Realty Trust Inc (REIT)	Morgan Stanley	(403)
(2,072)	Digital Turbine Inc	Bank of America Merrill Lynch	(16,099)
(5,314)	Digital Turbine Inc	Barclays Bank	(14,348)
(2,153)	Digital Turbine Inc	Goldman Sachs	(16,729)
(3,436)	Digital Turbine Inc	HSBC	(20,994)
(1,381)	Digital Turbine Inc	Morgan Stanley	(3,729)
1,116	DigitalOcean Holdings Inc	Bank of America Merrill Lynch	6,439
2,830	DigitalOcean Holdings Inc	Barclays Bank	594
7,938	DigitalOcean Holdings Inc	Goldman Sachs	45,802
1,162	Dillard's Inc 'A'	Goldman Sachs	(11,004)
1,634	Dillard's Inc 'A'	Morgan Stanley	1,258
(3,925)	Dime Community Bancshares Inc	Bank of America Merrill Lynch	(903)
(3,427)	Dime Community Bancshares Inc	Barclays Bank	891
(8,210)	Dime Community Bancshares Inc	Goldman Sachs	(1,888)
(22,304)	Dime Community Bancshares Inc	Morgan Stanley	5,799
615	Dine Brands Global Inc	Bank of America Merrill Lynch	256
6,695	Dine Brands Global Inc	Barclays Bank	5,549
12,115	Dine Brands Global Inc	Goldman Sachs	(44,952)
945	Dine Brands Global Inc	HSBC	1,242
833	Dine Brands Global Inc	Morgan Stanley	1,572
(2,650)	Diodes Inc	Bank of America Merrill Lynch	(12,853)
(254)	Diodes Inc	Barclays Bank	(97)
(4,658)	Diodes Inc	Goldman Sachs	(22,591)
(19,031)	Diodes Inc	Morgan Stanley	(7,232)
(5,489)	Discover Financial Services	Morgan Stanley	(13,613)
6,175	Discovery Inc 'A'	Bank of America Merrill Lynch	(10,745)
12,421	Discovery Inc 'A'	Barclays Bank	10,309
8,684	Discovery Inc 'A'	Goldman Sachs	2,204
11,092	Discovery Inc 'A'	Morgan Stanley	9,206
(35,421)	DISH Network Corp 'A'	Bank of America Merrill Lynch	10,410
(26,069)	DISH Network Corp 'A'	Barclays Bank	23,462
(6,281)	DISH Network Corp 'A'	HSBC	3,064
(24,987)	DISH Network Corp 'A'	Morgan Stanley	22,488
5,523	Diversified Healthcare Trust (REIT)	Barclays Bank	(221)
38,384	Diversified Healthcare Trust (REIT)	HSBC	(13,051)
(3,201)	DMC Global Inc	HSBC	10,915
(4,109)	DMC Global Inc	Morgan Stanley	(2,712)
20	DocuSign Inc	Bank of America Merrill Lynch	302
4,458	DocuSign Inc	Barclays Bank	27,060
(3,152)	Dolby Laboratories Inc 'A'	Bank of America Merrill Lynch	(8,920)
5,370	Dolby Laboratories Inc 'A'	Bank of America Merrill Lynch	15,197
(3,182)	Dolby Laboratories Inc 'A'	Barclays Bank	(1,941)

保有高	銘柄	取引相手	未実現純評価 益 / (損) (米ドル)
	米国 (続き)		
9,324	Dolby Laboratories Inc ' A '	Barclays Bank	5,688
1,727	Dolby Laboratories Inc ' A '	Goldman Sachs	4,887
691	Dolby Laboratories Inc ' A '	HSBC	2,839
(8,627)	Dolby Laboratories Inc ' A '	Morgan Stanley	(5,262)
18,501	Dolby Laboratories Inc ' A '	Morgan Stanley	11,286
(3,903)	Dollar General Corp	Bank of America Merrill Lynch	4,840
1,348	Dollar General Corp	Bank of America Merrill Lynch	(1,672)
(5,588)	Dollar General Corp	Barclays Bank	(32,466)
9,449	Dollar General Corp	Barclays Bank	40,691
(3,751)	Dollar General Corp	Goldman Sachs	4,651
375	Dollar General Corp	Goldman Sachs	(89)
4,677	Dollar General Corp	HSBC	(11,261)
(14,291)	Dollar General Corp	Morgan Stanley	(83,031)
5,123	Dollar General Corp	Morgan Stanley	27,096
(7,421)	Dollar Tree Inc	Bank of America Merrill Lynch	90,165
11,880	Dollar Tree Inc	Bank of America Merrill Lynch	(139,673)
(1,409)	Dollar Tree Inc	Barclays Bank	13,667
1,429	Dollar Tree Inc	Barclays Bank	(13,861)
1,032	Dollar Tree Inc	Goldman Sachs	(11,370)
17,922	Dollar Tree Inc	Morgan Stanley	(104,669)
(27,039)	Dominion Energy Inc	Bank of America Merrill Lynch	41,123
(17,562)	Dominion Energy Inc	Barclays Bank	10,827
(18,224)	Dominion Energy Inc	Goldman Sachs	27,883
9,556	Dominion Energy Inc	Goldman Sachs	2,038
(46,104)	Dominion Energy Inc	Morgan Stanley	43,799
24,589	Dominion Energy Inc	Morgan Stanley	6,418
(627)	Domino ' s Pizza Inc	Bank of America Merrill Lynch	3,756
129	Domino ' s Pizza Inc	Barclays Bank	770
(731)	Domino ' s Pizza Inc	Barclays Bank	(4,364)
(345)	Domino ' s Pizza Inc	Goldman Sachs	2,067
(434)	Domino ' s Pizza Inc	Morgan Stanley	(2,591)
(1,003)	Domo Inc ' B '	Bank of America Merrill Lynch	(6,449)
(576)	Domo Inc ' B '	Barclays Bank	(2,408)
(703)	Domo Inc ' B '	Goldman Sachs	(5,918)
(3,670)	Domo Inc ' B '	Morgan Stanley	(13,185)
(11,031)	Domtar Corp	Barclays Bank	1,875
1,259	Donaldson Co Inc	Bank of America Merrill Lynch	(1,674)
6,842	Donaldson Co Inc	Barclays Bank	4,584
(7,300)	Donaldson Co Inc	Barclays Bank	(4,891)
11,534	Donaldson Co Inc	Goldman Sachs	(15,340)
4,720	Donaldson Co Inc	HSBC	(15,104)
10,637	Donaldson Co Inc	Morgan Stanley	7,127
(831)	Donaldson Co Inc	Morgan Stanley	(557)
36,445	Donegal Group Inc ' A '	Bank of America Merrill Lynch	5,102
33,862	Donegal Group Inc ' A '	Barclays Bank	(2,709)

保有高	銘柄	取引相手	未実現純評価 益/(損) (米ドル)
	米国(続き)		
4,331	Donegal Group Inc 'A'	Goldman Sachs	606
19,217	Donegal Group Inc 'A'	HSBC	3,843
17,902	Donegal Group Inc 'A'	Morgan Stanley	(1,432)
3,082	Donnelley Financial Solutions Inc	Bank of America Merrill Lynch	2,984
4,297	Donnelley Financial Solutions Inc	Barclays Bank	(521)
1,948	Donnelley Financial Solutions Inc	Goldman Sachs	4,987
1,472	Donnelley Financial Solutions Inc	HSBC	(194)
26,156	Donnelley Financial Solutions Inc	Morgan Stanley	6,539
(5,541)	DoorDash Inc 'A'	Barclays Bank	(54,068)
(794)	DoorDash Inc 'A'	Morgan Stanley	(7,797)
(51,256)	Dorian LPG Ltd	Barclays Bank	36,355
(33,250)	Dorian LPG Ltd	Goldman Sachs	32,624
(10,684)	Dorian LPG Ltd	Morgan Stanley	(250)
(1,247)	Dorman Products Inc	Bank of America Merrill Lynch	873
(384)	Dorman Products Inc	Barclays Bank	(634)
(479)	Dorman Products Inc	Goldman Sachs	335
1,393	Douglas Dynamics Inc	Bank of America Merrill Lynch	1,393
3,662	Douglas Dynamics Inc	Barclays Bank	6,628
14,663	Douglas Dynamics Inc	HSBC	(7,771)
12,963	Douglas Dynamics Inc	Morgan Stanley	23,463
28,720	Douglas Emmett Inc (REIT)	Bank of America Merrill Lynch	56,578
(5,657)	Douglas Emmett Inc (REIT)	Bank of America Merrill Lynch	(10,508)
(8,720)	Douglas Emmett Inc (REIT)	Barclays Bank	3,837
23,718	Douglas Emmett Inc (REIT)	Morgan Stanley	(10,436)
(7,800)	Douglas Emmett Inc (REIT)	Morgan Stanley	3,432
(4,689)	Dova Pharmaceuticals Inc*	HSBC	(2,532)
(10,476)	Dover Corp	HSBC	30,904
(16,215)	Dover Corp	Morgan Stanley	(16,377)
6,750	Dow Inc	Bank of America Merrill Lynch	(16,808)
1,398	Dow Inc	Barclays Bank	(1,580)
(30,064)	Dow Inc	Morgan Stanley	33,972
(1,378)	DR Horton Inc	Bank of America Merrill Lynch	(328)
1,947	DR Horton Inc	Barclays Bank	8,158
1,809	DR Horton Inc	Goldman Sachs	(651)
(8,502)	DR Horton Inc	Goldman Sachs	(17,531)
4,703	DR Horton Inc	HSBC	(43,079)
17,508	DR Horton Inc	Morgan Stanley	73,359
(826)	DR Horton Inc	Morgan Stanley	(3,461)
(9,981)	DraftKings Inc 'A'	Barclays Bank	(20,861)
(2,551)	Dril-Quip Inc	Bank of America Merrill Lynch	2,883
(14,095)	Dril-Quip Inc	Barclays Bank	(17,337)
(2,338)	Dril-Quip Inc	Goldman Sachs	2,642
6,311	Driven Brands Holdings Inc	Bank of America Merrill Lynch	2,524
2,337	Driven Brands Holdings Inc	Barclays Bank	2,033
8,576	Driven Brands Holdings Inc	HSBC	12,006

保有高	銘柄	取引相手	未実現純評価 益 / (損) (米ドル)
	米国(続き)		
17,162	Driven Brands Holdings Inc	Morgan Stanley	14,931
2,262	Dropbox Inc 'A'	Bank of America Merrill Lynch	996
(12,758)	Dropbox Inc 'A'	Bank of America Merrill Lynch	(7,746)
(22,434)	Dropbox Inc 'A'	Barclays Bank	(4,487)
(10,939)	Dropbox Inc 'A'	HSBC	(6,929)
(56,253)	Dropbox Inc 'A'	Morgan Stanley	(10,066)
5,431	DSP Group Inc	Barclays Bank	923
3,000	DSP Group Inc	HSBC	5,760
34,966	DSP Group Inc	Morgan Stanley	5,944
1,671	DTE Energy Co	Bank of America Merrill Lynch	(3,730)
204	DTE Energy Co	Barclays Bank	(853)
7,756	DTE Energy Co	Goldman Sachs	(9,603)
13,258	DTE Energy Co	Morgan Stanley	(54,895)
(264)	DTE Energy Co	Morgan Stanley	1,104
(2,096)	Duck Creek Technologies Inc	Barclays Bank	(1,425)
1,925	Duck Creek Technologies Inc	Goldman Sachs	4,909
(2,573)	Duck Creek Technologies Inc	Goldman Sachs	(6,561)
(1,002)	Duck Creek Technologies Inc	HSBC	73
(1,140)	Duck Creek Technologies Inc	Morgan Stanley	(775)
(5,201)	Ducommun Inc	Bank of America Merrill Lynch	5,149
(6,890)	Ducommun Inc	Barclays Bank	(15,434)
(2,049)	Ducommun Inc	Goldman Sachs	2,029
(1,993)	Ducommun Inc	Morgan Stanley	(4,464)
(2,106)	Duke Energy Corp	Bank of America Merrill Lynch	4,696
(22,316)	Duke Energy Corp	Barclays Bank	46,640
(16,702)	Duke Energy Corp	HSBC	58,791
(28,702)	Duke Energy Corp	Morgan Stanley	59,987
53,002	Duke Realty Corp (REIT)	Bank of America Merrill Lynch	83,213
14,622	Duke Realty Corp (REIT)	Barclays Bank	2,486
14,026	Duke Realty Corp (REIT)	Goldman Sachs	22,021
11,208	Duke Realty Corp (REIT)	Morgan Stanley	2,001
(10,156)	Duluth Holdings Inc 'B'	Bank of America Merrill Lynch	(3,898)
(2,118)	Duluth Holdings Inc 'B'	Barclays Bank	(890)
(1,877)	Duluth Holdings Inc 'B'	Goldman Sachs	(115)
(2,394)	Dun & Bradstreet Holdings Inc	Barclays Bank	455
8,487	Dun & Bradstreet Holdings Inc	Morgan Stanley	(1,613)
(627)	DuPont de Nemours Inc	Bank of America Merrill Lynch	659
(12,001)	DuPont de Nemours Inc	Barclays Bank	7,181
(3,240)	DuPont de Nemours Inc	Goldman Sachs	(118)
(2,496)	DuPont de Nemours Inc	HSBC	(159)
(1,142)	DuPont de Nemours Inc	Morgan Stanley	765
(52,906)	Direct Corp	Bank of America Merrill Lynch	5,291
(33,312)	Direct Corp	Barclays Bank	-
(94,579)	Direct Corp	Goldman Sachs	9,458
(6,125)	DXC Technology Co	Bank of America Merrill Lynch	(6,272)

保有高	銘柄	取引相手	未実現純評価 益 / (損) (米ドル)
	米国 (続き)		
(665)	DXC Technology Co	Barclays Bank	(392)
(5,396)	DXC Technology Co	Goldman Sachs	(6,259)
(1,672)	DXC Technology Co	Morgan Stanley	(1,714)
7,214	DXC Technology Co	Morgan Stanley	4,256
16,957	DXP Enterprises Inc	Morgan Stanley	5,087
6,700	Dyadic International Inc	Bank of America Merrill Lynch	1,809
7,549	Dyadic International Inc	Barclays Bank	226
7,962	Dyadic International Inc	Morgan Stanley	239
(8,113)	Dycom Industries Inc	Bank of America Merrill Lynch	148,143
(1,771)	Dycom Industries Inc	Barclays Bank	5,126
(24,526)	Dynatrace Inc	Bank of America Merrill Lynch	(123,149)
(2,419)	Dynatrace Inc	Barclays Bank	(2,179)
(5,402)	Dynatrace Inc	Goldman Sachs	(19,904)
(2,033)	Dynatrace Inc	HSBC	(12,950)
(29,386)	Dynatrace Inc	Morgan Stanley	(30,855)
(10,553)	Dynavax Technologies Corp	Goldman Sachs	(4,643)
1,421	Dyne Therapeutics Inc	Bank of America Merrill Lynch	1,606
4,703	Dyne Therapeutics Inc	Goldman Sachs	5,314
1,338	Dyne Therapeutics Inc	HSBC	1,445
(22,748)	Dynex Capital Inc (REIT)	HSBC	7,279
(29,239)	Dynex Capital Inc (REIT)	Morgan Stanley	292
1,313	DZS Inc	Bank of America Merrill Lynch	670
2,695	DZS Inc	Barclays Bank	943
2,889	DZS Inc	Goldman Sachs	1,473
6,805	DZS Inc	Morgan Stanley	2,382
(7,385)	E2open Parent Holdings Inc	Barclays Bank	7,754
(13,603)	Eagle Bancorp Inc	Morgan Stanley	(11,154)
9,119	Eagle Bancorp Montana Inc	Bank of America Merrill Lynch	18,214
7,399	Eagle Bancorp Montana Inc	Barclays Bank	(1,110)
10,370	Eagle Bancorp Montana Inc	Goldman Sachs	20,844
5,908	Eagle Bancorp Montana Inc	HSBC	12,612
14,987	Eagle Bancorp Montana Inc	Morgan Stanley	(2,248)
(1,903)	Eagle Materials Inc	Bank of America Merrill Lynch	(2,448)
(5,820)	Eagle Materials Inc	Barclays Bank	3,085
(19,485)	Eagle Materials Inc	Morgan Stanley	(32,137)
(12,946)	Eagle Pharmaceuticals Inc	Bank of America Merrill Lynch	27,834
(1,159)	Eagle Pharmaceuticals Inc	Barclays Bank	2,341
(1,215)	Eagle Pharmaceuticals Inc	Goldman Sachs	2,612
(6,762)	Eargo Inc	Barclays Bank	(5,545)
(8,859)	Earthstone Energy Inc ' A '	Barclays Bank	(3,366)
(9,283)	Earthstone Energy Inc ' A '	Morgan Stanley	(3,528)
4,678	East West Bancorp Inc	Bank of America Merrill Lynch	(15,344)
54,479	Easterly Government Properties Inc (REIT)	Bank of America Merrill Lynch	32,687
6,368	Easterly Government Properties Inc (REIT)	Barclays Bank	318
71,110	Easterly Government Properties Inc (REIT)	Goldman Sachs	42,666

保有高	銘柄	取引相手	未実現純評価 益/(損) (米ドル)
	米国(続き)		
(22,199)	Eastern Bankshares Inc	Goldman Sachs	(14,651)
(14,594)	Eastern Co	Bank of America Merrill Lynch	(5,197)
(11,685)	Eastern Co	Barclays Bank	1,402
(14,491)	Eastern Co	Goldman Sachs	(5,752)
(2,590)	Eastern Co	HSBC	(1,735)
(1,315)	Eastern Co	Morgan Stanley	158
(5,725)	EastGroup Properties Inc (REIT)	Bank of America Merrill Lynch	(26,908)
(16,480)	EastGroup Properties Inc (REIT)	Goldman Sachs	(77,456)
(9,066)	EastGroup Properties Inc (REIT)	Morgan Stanley	770
(8,500)	Eastman Chemical Co	Bank of America Merrill Lynch	38,165
(14,748)	Eastman Chemical Co	Barclays Bank	12,683
(5,579)	Eastman Chemical Co	Goldman Sachs	25,050
(18,703)	Eastman Kodak Co	Barclays Bank	(11,374)
(2,225)	Eaton Corp Plc	Barclays Bank	(3,582)
(2,834)	Eaton Corp Plc	Goldman Sachs	6,178
470	Eaton Corp Plc	Goldman Sachs	191
(1,812)	Eaton Corp Plc	Morgan Stanley	(2,917)
1,726	Eaton Corp Plc	Morgan Stanley	2,779
8,588	eBay Inc	Bank of America Merrill Lynch	(6,956)
3,887	eBay Inc	Barclays Bank	(350)
(12,254)	eBay Inc	Barclays Bank	1,103
10,817	eBay Inc	Morgan Stanley	(974)
(4,177)	eBay Inc	Morgan Stanley	376
(1,001)	Ebix Inc	Bank of America Merrill Lynch	691
(10,395)	Ebix Inc	Barclays Bank	3,430
(7,352)	Ebix Inc	Goldman Sachs	4,341
(6,573)	Ebix Inc	HSBC	12,817
(10,398)	Ebix Inc	Morgan Stanley	3,431
14,209	Echo Global Logistics Inc	Goldman Sachs	(20,319)
28,959	Echo Global Logistics Inc	HSBC	(45,466)
37,423	Echo Global Logistics Inc	Morgan Stanley	1,559
(9,738)	EchoStar Corp 'A'	Bank of America Merrill Lynch	1,071
(1,181)	EchoStar Corp 'A'	Barclays Bank	(1,016)
(7,097)	EchoStar Corp 'A'	Goldman Sachs	781
3,061	Ecolab Inc	Bank of America Merrill Lynch	(20,080)
259	Ecolab Inc	Barclays Bank	(57)
3,454	Ecolab Inc	Goldman Sachs	(22,658)
2,642	Ecolab Inc	HSBC	(26,103)
5,741	Ecolab Inc	Morgan Stanley	(1,263)
(5,976)	Edgewell Personal Care Co	Bank of America Merrill Lynch	(8,486)
(3,061)	Edgewell Personal Care Co	Goldman Sachs	(4,347)
(3,498)	Edgewell Personal Care Co	HSBC	(3,008)
(11,304)	Edgewell Personal Care Co	Morgan Stanley	1,583
(619)	Edgewise Therapeutics Inc	Barclays Bank	(260)
(8,154)	Edison International	Bank of America Merrill Lynch	15,332

保有高	銘柄	取引相手	未実現純評価 益/(損) (米ドル)
	米国(続き)		
(9,963)	Edison International	Barclays Bank	23,064
(15,684)	Edison International	Goldman Sachs	29,800
(2,501)	Edison International	Morgan Stanley	6,253
(752)	Editas Medicine Inc	Bank of America Merrill Lynch	(632)
1,174	Editas Medicine Inc	Bank of America Merrill Lynch	986
(1,869)	Editas Medicine Inc	Barclays Bank	(1,420)
2,830	Editas Medicine Inc	Goldman Sachs	2,377
65	Editas Medicine Inc	HSBC	173
717	Editas Medicine Inc	Morgan Stanley	545
16,492	Edwards Lifesciences Corp	Morgan Stanley	7,421
3,118	eGain Corp	Barclays Bank	(1,621)
5,016	eGain Corp	Goldman Sachs	652
4,113	eGain Corp	Morgan Stanley	(2,139)
983	eHealth Inc	Bank of America Merrill Lynch	2,418
3,662	eHealth Inc	Barclays Bank	(476)
5,735	eHealth Inc	Goldman Sachs	14,108
(450)	eHealth Inc	Morgan Stanley	59
726	eHealth Inc	Morgan Stanley	(94)
5,946	Eiger BioPharmaceuticals Inc	Goldman Sachs	(2,022)
12,336	El Pollo Loco Holdings Inc	Bank of America Merrill Lynch	(1,759)
41,061	El Pollo Loco Holdings Inc	Barclays Bank	5,431
5,412	El Pollo Loco Holdings Inc	Goldman Sachs	(4,979)
11,790	El Pollo Loco Holdings Inc	HSBC	(11,433)
23,328	El Pollo Loco Holdings Inc	Morgan Stanley	3,033
98	Elah Holdings Inc	Bank of America Merrill Lynch	392
87	Elah Holdings Inc	Morgan Stanley	(87)
1,705	Elanco Animal Health Inc	Barclays Bank	(44)
8,436	Elanco Animal Health Inc	Goldman Sachs	5,609
(685)	Elanco Animal Health Inc	HSBC	(1,364)
1,234	Elanco Animal Health Inc	Morgan Stanley	247
(3,043)	Elanco Animal Health Inc	Morgan Stanley	(609)
(1,622)	Elastic NV	Bank of America Merrill Lynch	(15,571)
(2,204)	Elastic NV	Barclays Bank	(2,160)
(7,455)	Elastic NV	Goldman Sachs	(71,568)
(1,769)	Elastic NV	HSBC	(25,880)
(8,896)	Elastic NV	Morgan Stanley	(8,718)
(6,079)	Electromed Inc	Bank of America Merrill Lynch	(1,884)
(13,741)	Electromed Inc	Barclays Bank	(8,107)
(25,392)	Electromed Inc	Goldman Sachs	(7,872)
(3,329)	Electromed Inc	HSBC	566
1,310	Electronic Arts Inc	Bank of America Merrill Lynch	7,074
10,031	Eledon Pharmaceuticals Inc	Morgan Stanley	2,107
(2,536)	Element Solutions Inc	Bank of America Merrill Lynch	398
(8,320)	Element Solutions Inc	Barclays Bank	(3,994)
(34,752)	Element Solutions Inc	Goldman Sachs	(25,021)

保有高	銘柄	取引相手	未実現純評価 益 / (損) (米ドル)
	米国(続き)		
(71,452)	Element Solutions Inc	Morgan Stanley	(32,579)
10,287	Elevate Credit Inc	Goldman Sachs	514
4,545	Elevate Credit Inc	HSBC	1,091
13,541	Elevate Credit Inc	Morgan Stanley	(2,437)
(6,049)	elf Beauty Inc	Bank of America Merrill Lynch	7,682
(8,464)	elf Beauty Inc	Barclays Bank	9,734
(8,916)	elf Beauty Inc	Goldman Sachs	11,323
(1,291)	elf Beauty Inc	Morgan Stanley	242
(1,434)	Eli Lilly & Co	Barclays Bank	41
(614)	Eli Lilly & Co	Goldman Sachs	(244)
(1,814)	Eli Lilly & Co	HSBC	(9,034)
(7,889)	Eli Lilly & Co	Morgan Stanley	10,098
(14,803)	Ellington Residential Mortgage REIT (REIT)	Bank of America Merrill Lynch	(2,072)
(4,664)	Ellington Residential Mortgage REIT (REIT)	Barclays Bank	466
(17,193)	Ellington Residential Mortgage REIT (REIT)	Goldman Sachs	(2,407)
(27,062)	Ellington Residential Mortgage REIT (REIT)	Morgan Stanley	2,706
(6,350)	Eloxx Pharmaceuticals Inc	Barclays Bank	(635)
(19,449)	Eloxx Pharmaceuticals Inc	Goldman Sachs	(3,695)
(6,669)	Eloxx Pharmaceuticals Inc	Morgan Stanley	(667)
(23,327)	eMagin Corp	Barclays Bank	(38,956)
(23,590)	eMagin Corp	Goldman Sachs	(40,575)
29,031	EMCOR Group Inc	Bank of America Merrill Lynch	26,418
14,239	EMCOR Group Inc	Barclays Bank	45,422
9,453	EMCOR Group Inc	Goldman Sachs	8,602
24,341	EMCOR Group Inc	HSBC	42,597
6,125	EMCOR Group Inc	Morgan Stanley	19,539
(11,608)	EMCORE Corp	Bank of America Merrill Lynch	(18,689)
(4,996)	EMCORE Corp	Barclays Bank	(3,098)
(28,067)	EMCORE Corp	Goldman Sachs	(45,188)
35,290	Emerald Holding Inc	Bank of America Merrill Lynch	9,175
(1,257)	Emergent BioSolutions Inc	Bank of America Merrill Lynch	(453)
(4,758)	Emergent BioSolutions Inc	Barclays Bank	(17,562)
(363)	Emergent BioSolutions Inc	Goldman Sachs	(131)
(1,389)	Emergent BioSolutions Inc	Morgan Stanley	(5,251)
1,271	Emerson Electric Co	Bank of America Merrill Lynch	216
9,900	Emerson Electric Co	Barclays Bank	16,632
4,313	Emerson Electric Co	Goldman Sachs	733
10,729	Emerson Electric Co	Morgan Stanley	18,025
31,909	Empire State Realty Trust Inc 'A' (REIT)	Bank of America Merrill Lynch	11,488
35,862	Empire State Realty Trust Inc 'A' (REIT)	Barclays Bank	1,793
50,989	Empire State Realty Trust Inc 'A' (REIT)	Goldman Sachs	18,356
2,129	Empire State Realty Trust Inc 'A' (REIT)	HSBC	64
28,007	Empire State Realty Trust Inc 'A' (REIT)	Morgan Stanley	1,401
3,054	Employers Holdings Inc	Bank of America Merrill Lynch	(764)
9,333	Employers Holdings Inc	Goldman Sachs	(2,333)

保有高	銘柄	取引相手	未実現純評価 益/(損) (米ドル)
	米国(続き)		
5,789	Employers Holdings Inc	Morgan Stanley	868
1,575	Enanta Pharmaceuticals Inc	Bank of America Merrill Lynch	(1,339)
451	Enanta Pharmaceuticals Inc	Goldman Sachs	(383)
13,095	Enanta Pharmaceuticals Inc	HSBC	13,357
6,164	Enanta Pharmaceuticals Inc	Morgan Stanley	(2,466)
(2,382)	Enbridge Inc	Bank of America Merrill Lynch	715
2,321	Encompass Health Corp	Bank of America Merrill Lynch	(1,576)
622	Encompass Health Corp	Barclays Bank	(193)
(265)	Encompass Health Corp	Barclays Bank	225
769	Encompass Health Corp	HSBC	(673)
(3,135)	Encompass Health Corp	Morgan Stanley	2,665
4,104	Encore Capital Group Inc	Bank of America Merrill Lynch	14,200
1,682	Encore Capital Group Inc	Barclays Bank	3,835
6,501	Encore Capital Group Inc	Goldman Sachs	22,493
1,762	Encore Capital Group Inc	HSBC	7,665
503	Encore Capital Group Inc	Morgan Stanley	1,147
(3,325)	Encore Wire Corp	Bank of America Merrill Lynch	(181)
(13,261)	Encore Wire Corp	Barclays Bank	(14,414)
(13,507)	Encore Wire Corp	Goldman Sachs	4,227
(4,109)	Encore Wire Corp	Morgan Stanley	(687)
14,732	Endeavor Group Holdings Inc 'A'	Bank of America Merrill Lynch	(21,131)
6,462	Endeavor Group Holdings Inc 'A'	Morgan Stanley	5,299
(6,373)	Endo International Plc	HSBC	(3,760)
(1,618)	Energizer Holdings Inc	Bank of America Merrill Lynch	2,443
(2,172)	Energizer Holdings Inc	Goldman Sachs	2,096
(6,255)	Energizer Holdings Inc	HSBC	28,085
(10,660)	Energous Corp	Bank of America Merrill Lynch	(1,706)
(40,544)	Energous Corp	Barclays Bank	(7,298)
19,253	Energy Fuels Inc	Morgan Stanley	11,167
18,345	Energy Recovery Inc	Barclays Bank	16,180
(6,754)	Enerpac Tool Group Corp	Barclays Bank	(135)
(46,010)	Enerpac Tool Group Corp	Morgan Stanley	(920)
(18,052)	EnerSys	Bank of America Merrill Lynch	(55,858)
(8,884)	EnerSys	Barclays Bank	(7,551)
(18,456)	EnerSys	Goldman Sachs	(56,893)
(490)	EnerSys	HSBC	(2,724)
(9,221)	EnerSys	Morgan Stanley	(7,838)
(3,023)	Eneti Inc	Barclays Bank	3,869
(1,801)	Eneti Inc	Goldman Sachs	378
(1,535)	Eneti Inc	HSBC	(384)
42,560	EnLink Midstream LLC	Morgan Stanley	(3,405)
72,315	Ennis Inc	Bank of America Merrill Lynch	(50,621)
8,950	Enochian Biosciences Inc	Barclays Bank	2,327
53,424	Enochian Biosciences Inc	Goldman Sachs	21,904
34,578	Enochian Biosciences Inc	HSBC	12,794

保有高	銘柄	取引相手	未実現純評価 益/(損) (米ドル)
	米国(続き)		
18,956	Enochian Biosciences Inc	Morgan Stanley	4,929
(7,701)	Enova International Inc	Goldman Sachs	(15,864)
3,261	Enphase Energy Inc	Barclays Bank	7,109
344	Enphase Energy Inc	Goldman Sachs	8,472
1,124	Enphase Energy Inc	Morgan Stanley	2,450
(2,612)	EnPro Industries Inc	Bank of America Merrill Lynch	7,470
(10,493)	EnPro Industries Inc	Barclays Bank	(6,296)
(1,735)	EnPro Industries Inc	Goldman Sachs	4,962
(9,114)	Ensign Group Inc	Bank of America Merrill Lynch	(9,934)
(1,716)	Ensign Group Inc	Goldman Sachs	(1,870)
(955)	Ensign Group Inc	HSBC	735
(15,216)	Ensign Group Inc	Morgan Stanley	(29,823)
(1,402)	Enstar Group Ltd	Goldman Sachs	(9,169)
(4,379)	Enstar Group Ltd	Morgan Stanley	(46,505)
(7,111)	Entegris Inc	Bank of America Merrill Lynch	(50,488)
(920)	Entegris Inc	Barclays Bank	(1,168)
(3,748)	Entegris Inc	Goldman Sachs	(26,611)
(3,628)	Entegris Inc	Morgan Stanley	(4,361)
(1,639)	Entergy Corp	HSBC	6,310
(16,293)	Entergy Corp	Morgan Stanley	25,091
12,732	Enterprise Bancorp Inc	Bank of America Merrill Lynch	3,056
3,532	Enterprise Bancorp Inc	Barclays Bank	1,589
13,164	Enterprise Bancorp Inc	Goldman Sachs	3,159
3,493	Enterprise Bancorp Inc	HSBC	(3,214)
19,575	Enterprise Bancorp Inc	Morgan Stanley	8,809
(33,317)	Enterprise Financial Services Corp	Bank of America Merrill Lynch	1,570
(32,566)	Enterprise Financial Services Corp	Barclays Bank	(8,142)
(9,977)	Enterprise Financial Services Corp	Goldman Sachs	3,292
(14,155)	Enterprise Financial Services Corp	HSBC	3,963
(30,671)	Enterprise Financial Services Corp	Morgan Stanley	(5,593)
39,492	Entravision Communications Corp 'A'	Bank of America Merrill Lynch	10,773
17,267	Entravision Communications Corp 'A'	Barclays Bank	1,036
14,243	Entravision Communications Corp 'A'	Goldman Sachs	6,103
58,818	Entravision Communications Corp 'A'	HSBC	42,349
52,424	Entravision Communications Corp 'A'	Morgan Stanley	3,145
(44,864)	Envela Corp	Bank of America Merrill Lynch	11,216
(15,392)	Envela Corp	Barclays Bank	(2,309)
(14,311)	Envela Corp	Goldman Sachs	3,578
6,401	Envista Holdings Corp	Bank of America Merrill Lynch	(9,089)
11,566	Envista Holdings Corp	Barclays Bank	(6,014)
8,795	Envista Holdings Corp	Goldman Sachs	(12,489)
8,950	Envista Holdings Corp	Morgan Stanley	(4,654)
(57,198)	Enzo Biochem Inc	Barclays Bank	(572)
(7,486)	Enzo Biochem Inc	HSBC	(1,198)
(21,006)	Enzo Biochem Inc	Morgan Stanley	(210)

保有高	銘柄	取引相手	未実現純評価 益 / (損) (米ドル)
	米国(続き)		
1,437	EOG Resources Inc	Bank of America Merrill Lynch	(2,677)
6,793	EOG Resources Inc	Barclays Bank	2,773
4,479	EOG Resources Inc	Goldman Sachs	(21,320)
7,526	EOG Resources Inc	Morgan Stanley	1,505
(1,504)	EPAM Systems Inc	Bank of America Merrill Lynch	(44,909)
(2,719)	EPAM Systems Inc	Barclays Bank	18,544
(2,951)	EPAM Systems Inc	Goldman Sachs	(88,116)
(4,544)	EPAM Systems Inc	Morgan Stanley	30,990
3,014	Epizyme Inc	Goldman Sachs	(2,351)
21,378	Epizyme Inc	Morgan Stanley	(6,413)
14,985	ePlus Inc	Barclays Bank	(6,144)
2,269	ePlus Inc	Goldman Sachs	(12,956)
14,622	ePlus Inc	Morgan Stanley	(5,995)
(5,072)	EPR Properties (REIT)	Bank of America Merrill Lynch	(6,188)
(11,272)	EPR Properties (REIT)	Barclays Bank	(13,639)
14,514	EPR Properties (REIT)	Barclays Bank	17,562
(3,936)	EPR Properties (REIT)	Goldman Sachs	(5,196)
4,376	EPR Properties (REIT)	Morgan Stanley	5,295
(24,921)	EQT Corp	Barclays Bank	12,959
9,563	EQT Corp	Goldman Sachs	(21,517)
(6,244)	EQT Corp	Morgan Stanley	3,247
(1,887)	Equifax Inc	Barclays Bank	4,642
(299)	Equifax Inc	Goldman Sachs	(140)
1,245	Equifax Inc	Morgan Stanley	(3,063)
(4,783)	Equifax Inc	Morgan Stanley	11,766
(17,837)	Equillium Inc	Goldman Sachs	(14,983)
849	Equinix Inc (REIT)	Bank of America Merrill Lynch	18,415
1,006	Equinix Inc (REIT)	Barclays Bank	13,501
1,020	Equinix Inc (REIT)	Goldman Sachs	22,124
2,162	Equinix Inc (REIT)	HSBC	36,149
103	Equinix Inc (REIT)	Morgan Stanley	1,382
505	Equitable Holdings Inc	Goldman Sachs	(1,061)
10,797	Equitable Holdings Inc	HSBC	(27,856)
23,896	Equitable Holdings Inc	Morgan Stanley	(23,896)
(12,420)	Equitrans Midstream Corp	HSBC	1,987
20,993	Equitrans Midstream Corp	Morgan Stanley	(4,618)
(14,343)	Equity Bancshares Inc 'A'	Morgan Stanley	(18,933)
(46,205)	Equity Commonwealth (REIT)	Bank of America Merrill Lynch	(7,855)
(10,452)	Equity Commonwealth (REIT)	Barclays Bank	3,345
(40,188)	Equity Commonwealth (REIT)	Goldman Sachs	(6,832)
(26,616)	Equity Commonwealth (REIT)	HSBC	(5,057)
(37,012)	Equity Commonwealth (REIT)	Morgan Stanley	11,844
(8,176)	Equity LifeStyle Properties Inc (REIT)	Bank of America Merrill Lynch	(11,926)
3,320	Equity LifeStyle Properties Inc (REIT)	Barclays Bank	(664)
(929)	Equity LifeStyle Properties Inc (REIT)	Barclays Bank	186

保有高	銘柄	取引相手	未実現純評価 益/(損) (米ドル)
	米国(続き)		
8,984	Equity LifeStyle Properties Inc (REIT)	Morgan Stanley	(1,797)
(6,050)	Equity LifeStyle Properties Inc (REIT)	Morgan Stanley	949
10,880	Equity Residential (REIT)	Bank of America Merrill Lynch	37,862
409	Equity Residential (REIT)	Barclays Bank	519
(8,664)	Equity Residential (REIT)	Barclays Bank	(11,003)
3,269	Equity Residential (REIT)	Goldman Sachs	11,376
11,385	Equity Residential (REIT)	HSBC	32,447
38,909	Equity Residential (REIT)	Morgan Stanley	49,414
(5,039)	Equity Residential (REIT)	Morgan Stanley	(6,400)
(1,222)	Erie Indemnity Co 'A'	Bank of America Merrill Lynch	2,823
902	Erie Indemnity Co 'A'	Bank of America Merrill Lynch	(2,084)
(4,080)	Erie Indemnity Co 'A'	Barclays Bank	(17,993)
1,548	Erie Indemnity Co 'A'	Barclays Bank	5,100
651	Erie Indemnity Co 'A'	Goldman Sachs	1,518
1,995	Erie Indemnity Co 'A'	HSBC	11,403
2,322	Erie Indemnity Co 'A'	Morgan Stanley	4,887
43,006	Eros STX Global Corp	Goldman Sachs	1,720
71,796	Eros STX Global Corp	HSBC	6,462
21,108	Eros STX Global Corp	Morgan Stanley	(1,055)
25,192	Esc Inc*	Barclays Bank	6,741
63,725	Esc Inc*	Goldman Sachs	(31,863)
41,059	Esc Inc*	Morgan Stanley	10,987
(13,745)	Escalade Inc	Bank of America Merrill Lynch	(10,034)
(5,486)	Escalade Inc	Barclays Bank	(3,017)
(8,717)	Escalade Inc	Goldman Sachs	(6,363)
(15,527)	Escalade Inc	Morgan Stanley	(8,540)
2,621	ESCO Technologies Inc	Barclays Bank	367
21,454	ESCO Technologies Inc	Morgan Stanley	3,004
(40,015)	Escrow New York (REIT)*	Bank of America Merrill Lynch	(776,291)
(39,940)	Escrow New York (REIT)*	Goldman Sachs	(774,796)
(21,172)	Escrow New York (REIT)*	Morgan Stanley	(410,737)
1,280	Esperion Therapeutics Inc	Bank of America Merrill Lynch	(1,229)
5,523	Esperion Therapeutics Inc	Barclays Bank	(1,988)
2,161	Esperion Therapeutics Inc	HSBC	(4,841)
3,436	Esperion Therapeutics Inc	Morgan Stanley	(1,237)
782	Esports Technologies Inc	Bank of America Merrill Lynch	810
4,250	Esports Technologies Inc	Goldman Sachs	924
8,979	Esquire Financial Holdings Inc	Bank of America Merrill Lynch	8,710
11,569	Esquire Financial Holdings Inc	Barclays Bank	1,388
6,010	Esquire Financial Holdings Inc	Goldman Sachs	5,830
4,342	Esquire Financial Holdings Inc	HSBC	6,491
6,702	Esquire Financial Holdings Inc	Morgan Stanley	804
6,408	ESSA Bancorp Inc	Bank of America Merrill Lynch	597
3,412	ESSA Bancorp Inc	Barclays Bank	444
6,045	ESSA Bancorp Inc	Goldman Sachs	665

保有高	銘柄	取引相手	未実現純評価 益/(損) (米ドル)
	米国(続き)		
16,405	ESSA Bancorp Inc	HSBC	6,234
11,010	ESSA Bancorp Inc	Morgan Stanley	1,431
8,929	Essent Group Ltd	Bank of America Merrill Lynch	(3,962)
13,924	Essent Group Ltd	Barclays Bank	4,050
38,321	Essent Group Ltd	Goldman Sachs	3,380
18,974	Essent Group Ltd	HSBC	(2,687)
4,275	Essent Group Ltd	Morgan Stanley	1,497
(1,244)	Essential Properties Realty Trust Inc (REIT)	Bank of America Merrill Lynch	(684)
(9,961)	Essential Properties Realty Trust Inc (REIT)	Barclays Bank	(4,482)
(16,644)	Essential Properties Realty Trust Inc (REIT)	Morgan Stanley	(7,490)
(7,341)	Essential Utilities Inc	Goldman Sachs	(8,426)
(15,308)	Essential Utilities Inc	HSBC	(15,920)
(11,907)	Essential Utilities Inc	Morgan Stanley	(3,572)
(379)	Essex Property Trust Inc (REIT)	Barclays Bank	(96)
(58)	Essex Property Trust Inc (REIT)	HSBC	(228)
525	Essex Property Trust Inc (REIT)	Morgan Stanley	1,538
(1,097)	Essex Property Trust Inc (REIT)	Morgan Stanley	(3,214)
(589)	Estee Lauder Cos Inc 'A'	Goldman Sachs	(5,819)
962	Estee Lauder Cos Inc 'A'	Morgan Stanley	3,906
20,378	Ethan Allen Interiors Inc	Goldman Sachs	(21,397)
368	Ethan Allen Interiors Inc	Morgan Stanley	423
(23,644)	Eton Pharmaceuticals Inc	Barclays Bank	42,323
972	Etsy Inc	Barclays Bank	(437)
(2,609)	Etsy Inc	Barclays Bank	1,174
1,103	Etsy Inc	Goldman Sachs	(496)
(2,755)	Etsy Inc	Morgan Stanley	1,240
2,612	Euronet Worldwide Inc	Bank of America Merrill Lynch	13,661
352	Euronet Worldwide Inc	Barclays Bank	496
9,225	Euronet Worldwide Inc	Goldman Sachs	48,247
2,947	Euronet Worldwide Inc	HSBC	31,268
2,659	Euronet Worldwide Inc	Morgan Stanley	3,749
16,397	Evans Bancorp Inc	Barclays Bank	(492)
6,693	Evans Bancorp Inc	Goldman Sachs	6,760
2,047	Evans Bancorp Inc	Morgan Stanley	(61)
5,197	Evelo Biosciences Inc	Morgan Stanley	6,029
(5,149)	Eventbrite Inc 'A'	Bank of America Merrill Lynch	2,266
(5,353)	Eventbrite Inc 'A'	Barclays Bank	2,141
(5,422)	Eventbrite Inc 'A'	Goldman Sachs	2,386
2,592	Everbridge Inc	Bank of America Merrill Lynch	814
2,521	Everbridge Inc	Barclays Bank	2,471
3,992	Everbridge Inc	Goldman Sachs	4,303
3,762	Everbridge Inc	Morgan Stanley	3,480
4,986	Evercore Inc 'A'	Goldman Sachs	(4,986)

保有高	銘柄	取引相手	未実現純評価 益 / (損) (米ドル)
	米国(続き)		
898	Evercore Inc 'A'	HSBC	1,868
(3,528)	Everest Re Group Ltd	Bank of America Merrill Lynch	42,865
(1,610)	Everest Re Group Ltd	Barclays Bank	5,812
(2,030)	Everest Re Group Ltd	Goldman Sachs	24,665
(517)	Everest Re Group Ltd	HSBC	6,643
(1,697)	Everest Re Group Ltd	Morgan Stanley	6,126
231	Everest Re Group Ltd	Morgan Stanley	7
(20,570)	Evergy Inc	HSBC	42,168
(21,493)	Evergy Inc	Morgan Stanley	13,756
(9,025)	Everi Holdings Inc	HSBC	(24,187)
(7,608)	Everi Holdings Inc	Morgan Stanley	(9,662)
4,993	EverQuote Inc 'A'	Bank of America Merrill Lynch	10,735
2,769	EverQuote Inc 'A'	Barclays Bank	5,704
569	EverQuote Inc 'A'	Goldman Sachs	1,102
4,268	EverQuote Inc 'A'	HSBC	2,219
892	Eversource Energy	Bank of America Merrill Lynch	(2,560)
(8,158)	Eversource Energy	Bank of America Merrill Lynch	18,205
18,170	Eversource Energy	Barclays Bank	(38,339)
7,519	Eversource Energy	Goldman Sachs	(21,580)
12,131	Eversource Energy	HSBC	(51,678)
36,772	Eversource Energy	Morgan Stanley	(77,589)
(13,732)	EVERTEC Inc	Bank of America Merrill Lynch	(137)
(6,091)	EVERTEC Inc	Barclays Bank	(122)
(4,192)	EVERTEC Inc	Goldman Sachs	(42)
(22,598)	EVERTEC Inc	HSBC	(13,785)
(36,203)	EVERTEC Inc	Morgan Stanley	(724)
(6,851)	EVI Industries Inc	Barclays Bank	2,946
(11,566)	Evo Payments Inc 'A'	Bank of America Merrill Lynch	(7,402)
(11,393)	Evo Payments Inc 'A'	Barclays Bank	(1,937)
(27,225)	Evo Payments Inc 'A'	Morgan Stanley	(4,628)
(125,347)	Evoform Biosciences Inc	Barclays Bank	(4,412)
(22,333)	Evoform Biosciences Inc	Goldman Sachs	9,380
(4,478)	Evolent Health Inc 'A'	Barclays Bank	(403)
(1,982)	Evolent Health Inc 'A'	Morgan Stanley	(178)
(7,167)	Evolus Inc	Barclays Bank	(9,604)
(1,546)	Evolus Inc	Goldman Sachs	(2,891)
24,419	Evolution Petroleum Corp	Bank of America Merrill Lynch	(2,198)
84,837	Evolution Petroleum Corp	Goldman Sachs	(7,635)
74,590	Evolution Petroleum Corp	Morgan Stanley	(2,984)
7,910	Evoqua Water Technologies Corp	Goldman Sachs	16,532
1,665	Evoqua Water Technologies Corp	HSBC	2,531
16,617	Evoqua Water Technologies Corp	Morgan Stanley	14,789
2,010	EW Scripps Co 'A'	Goldman Sachs	1,286
26,408	EW Scripps Co 'A'	Morgan Stanley	(15,053)
(1,033)	Exact Sciences Corp	Bank of America Merrill Lynch	(16,383)

保有高	銘柄	取引相手	未実現純評価 益/(損) (米ドル)
	米国(続き)		
(1,059)	Exact Sciences Corp	Barclays Bank	(1,112)
(259)	Exact Sciences Corp	HSBC	(3,028)
(4,503)	Exact Sciences Corp	Morgan Stanley	(4,728)
11,257	Exagen Inc	Bank of America Merrill Lynch	19,137
5,389	Exagen Inc	Barclays Bank	8,676
8,950	Exagen Inc	Goldman Sachs	15,215
8,117	Exagen Inc	HSBC	(2,650)
1,900	Exagen Inc	Morgan Stanley	3,059
(9,857)	Exelixis Inc	Bank of America Merrill Lynch	26,515
(3,196)	Exelixis Inc	Barclays Bank	3,611
(3,787)	Exelixis Inc	Goldman Sachs	10,187
(4,983)	Exelixis Inc	HSBC	11,959
7,422	Exelon Corp	Bank of America Merrill Lynch	223
(2,987)	Exelon Corp	HSBC	(1,792)
(21,166)	Exelon Corp	Morgan Stanley	19,261
66,965	Exicure Inc	Bank of America Merrill Lynch	14,063
19,006	Exicure Inc	Barclays Bank	190
26,919	Exicure Inc	HSBC	(1,884)
(9,665)	ExlService Holdings Inc	Bank of America Merrill Lynch	(45,136)
(3,391)	ExlService Holdings Inc	Barclays Bank	(1,662)
(1,712)	ExlService Holdings Inc	Goldman Sachs	(7,995)
(9,209)	ExlService Holdings Inc	HSBC	(36,376)
(6,914)	ExlService Holdings Inc	Morgan Stanley	(3,221)
(1,772)	ExOne Co	Bank of America Merrill Lynch	(3,473)
(9,702)	ExOne Co	Barclays Bank	(11,157)
(1,902)	eXp World Holdings Inc	Bank of America Merrill Lynch	(10,347)
(9,683)	eXp World Holdings Inc	Barclays Bank	(39,410)
5,674	eXp World Holdings Inc	Barclays Bank	23,093
(1,647)	eXp World Holdings Inc	Goldman Sachs	(8,960)
1,814	eXp World Holdings Inc	HSBC	11,628
(975)	eXp World Holdings Inc	Morgan Stanley	(597)
285	Expedia Group Inc	Bank of America Merrill Lynch	2,138
4,829	Expedia Group Inc	Barclays Bank	26,163
3,644	Expedia Group Inc	Goldman Sachs	25,710
1,375	Expedia Group Inc	Morgan Stanley	4,384
1,332	Expeditors International of Washington Inc	Bank of America Merrill Lynch	6,700
6,753	Expeditors International of Washington Inc	Barclays Bank	9,985
4,523	Expeditors International of Washington Inc	Goldman Sachs	22,751
10,503	Expeditors International of Washington Inc	HSBC	59,237
22,658	Expeditors International of Washington Inc	Morgan Stanley	37,670
(1,107)	Exponent Inc	Bank of America Merrill Lynch	2,546
(5,400)	Exponent Inc	Barclays Bank	4,806
(25,059)	Exponent Inc	Goldman Sachs	57,636
(3,085)	Exponent Inc	Morgan Stanley	2,746
20,275	Express Inc	Morgan Stanley	11,354

保有高	銘柄	取引相手	未実現純評価 益/(損) (米ドル)
	米国(続き)		
7,137	Exterran Corp	Bank of America Merrill Lynch	(2,926)
22,300	Exterran Corp	Barclays Bank	(2,676)
7,905	Exterran Corp	Goldman Sachs	(3,241)
18,718	Exterran Corp	Morgan Stanley	(2,246)
1,351	Extra Space Storage Inc (REIT)	Bank of America Merrill Lynch	5,674
3,910	Extra Space Storage Inc (REIT)	Barclays Bank	4,461
930	Extra Space Storage Inc (REIT)	Goldman Sachs	2,123
9,409	Extraction Oil & Gas Inc	Barclays Bank	(7,904)
4,268	Extraction Oil & Gas Inc	HSBC	11,737
(17,727)	Extreme Networks Inc	Bank of America Merrill Lynch	(2,937)
(22,900)	Extreme Networks Inc	Morgan Stanley	(229)
(3,989)	Exxon Mobil Corp	Bank of America Merrill Lynch	4,453
(19,153)	Exxon Mobil Corp	Barclays Bank	23,750
(9,904)	Exxon Mobil Corp	Goldman Sachs	7,275
(17,458)	Exxon Mobil Corp	HSBC	73,498
(39,968)	Exxon Mobil Corp	Morgan Stanley	49,560
(6,882)	EyePoint Pharmaceuticals Inc	Barclays Bank	(4,817)
(1,386)	EyePoint Pharmaceuticals Inc	HSBC	(1,331)
(2,330)	EyePoint Pharmaceuticals Inc	Morgan Stanley	(1,631)
32,795	EZCORP Inc 'A'	Bank of America Merrill Lynch	3,607
93,020	EZCORP Inc 'A'	Barclays Bank	5,581
65,680	EZCORP Inc 'A'	Goldman Sachs	7,225
64,016	EZCORP Inc 'A'	HSBC	51,853
54,992	EZCORP Inc 'A'	Morgan Stanley	3,300
758	F5 Networks Inc	Bank of America Merrill Lynch	3,573
(549)	F5 Networks Inc	Barclays Bank	49
1,361	F5 Networks Inc	Goldman Sachs	6,506
(14,291)	Fabrinet	Barclays Bank	(50,055)
(6,504)	Fabrinet	HSBC	(44,032)
(21,098)	Fabrinet	Morgan Stanley	(74,826)
(228)	Facebook Inc 'A'	Bank of America Merrill Lynch	(3,610)
(12,547)	Facebook Inc 'A'	Barclays Bank	(31,567)
(416)	Facebook Inc 'A'	Goldman Sachs	(6,461)
(308)	Facebook Inc 'A'	HSBC	722
(1,358)	Facebook Inc 'A'	Morgan Stanley	(5,568)
2,207	FactSet Research Systems Inc	Goldman Sachs	10,185
246	FactSet Research Systems Inc	HSBC	1,132
325	FactSet Research Systems Inc	Morgan Stanley	744
(544)	Fair Isaac Corp	Bank of America Merrill Lynch	(8,633)
(1,236)	Fair Isaac Corp	Barclays Bank	(7,120)
(1,353)	Fair Isaac Corp	Goldman Sachs	(21,472)
(80)	Fair Isaac Corp	HSBC	(1,053)
(1,440)	Fair Isaac Corp	Morgan Stanley	(8,294)
26,588	Falcon Minerals Corp	Barclays Bank	(3,722)
42,993	Falcon Minerals Corp	HSBC	(8,169)

保有高	銘柄	取引相手	未実現純評価 益/(損) (米ドル)
	米国(続き)		
65,599	Falcon Minerals Corp	Morgan Stanley	(9,184)
(2,063)	Farfetch Ltd 'A'	Barclays Bank	(10,294)
(3,786)	Farfetch Ltd 'A'	Morgan Stanley	(18,892)
(2,282)	Farmer Bros Co	Goldman Sachs	90
(11,384)	Farmer Bros Co	Morgan Stanley	5,464
4,511	Farmers & Merchants Bancorp Inc	Bank of America Merrill Lynch	722
2,943	Farmers & Merchants Bancorp Inc	Barclays Bank	(59)
6,481	Farmers & Merchants Bancorp Inc	Goldman Sachs	1,037
3,602	Farmers & Merchants Bancorp Inc	HSBC	-
9,253	Farmers & Merchants Bancorp Inc	Morgan Stanley	(185)
68,337	Farmers National Banc Corp	Bank of America Merrill Lynch	17,084
24,465	Farmers National Banc Corp	Barclays Bank	(3,670)
87,275	Farmers National Banc Corp	Goldman Sachs	21,819
39,923	Farmers National Banc Corp	Morgan Stanley	(5,988)
(28,127)	Farmland Partners Inc (REIT)	Morgan Stanley	7,313
2,207	FARO Technologies Inc	Barclays Bank	1,170
3,489	FARO Technologies Inc	Goldman Sachs	8,862
4,146	FARO Technologies Inc	HSBC	24,959
(18,067)	Fastenal Co	Bank of America Merrill Lynch	11,382
(28,285)	Fastenal Co	Barclays Bank	(5,630)
(47,577)	Fastenal Co	Goldman Sachs	15,103
(921)	Fastenal Co	HSBC	654
(28,416)	Fastenal Co	Morgan Stanley	(5,399)
(3,543)	Fastly Inc 'A'	Bank of America Merrill Lynch	(7,128)
(2,279)	Fastly Inc 'A'	Barclays Bank	412
(581)	Fastly Inc 'A'	Goldman Sachs	(2,847)
(5,234)	Fate Therapeutics Inc	Barclays Bank	(13,451)
(9,413)	Fate Therapeutics Inc	Goldman Sachs	(2,448)
(714)	Fate Therapeutics Inc	HSBC	(635)
521	Fathom Holdings Inc	Barclays Bank	880
1,126	Fathom Holdings Inc	Goldman Sachs	4,572
779	Fathom Holdings Inc	Morgan Stanley	1,317
(8,121)	FB Financial Corp	HSBC	(812)
(36,282)	FB Financial Corp	Morgan Stanley	13,787
1,728	Federal Agricultural Mortgage Corp 'C'	Bank of America Merrill Lynch	(4,355)
15,887	Federal Agricultural Mortgage Corp 'C'	Barclays Bank	(3,019)
4,661	Federal Agricultural Mortgage Corp 'C'	Goldman Sachs	(11,746)
4,342	Federal Agricultural Mortgage Corp 'C'	Morgan Stanley	(825)
5,073	Federal Realty Investment Trust (REIT)	Bank of America Merrill Lynch	6,899
(1,278)	Federal Realty Investment Trust (REIT)	Bank of America Merrill Lynch	(1,738)
2,775	Federal Realty Investment Trust (REIT)	Barclays Bank	3,302
227	Federal Realty Investment Trust (REIT)	Goldman Sachs	309
(4,039)	Federal Realty Investment Trust (REIT)	Goldman Sachs	(5,493)
(373)	Federal Realty Investment Trust (REIT)	HSBC	705
(1,080)	Federal Realty Investment Trust (REIT)	Morgan Stanley	(1,285)

保有高	銘柄	取引相手	未実現純評価 益/(損) (米ドル)
	米国(続き)		
4,345	Federal Signal Corp	Bank of America Merrill Lynch	130
49,537	Federal Signal Corp	Barclays Bank	42,602
1,131	Federal Signal Corp	Goldman Sachs	34
10,445	Federal Signal Corp	HSBC	(5,954)
23,711	Federal Signal Corp	Morgan Stanley	20,391
(4,567)	Federated Hermes Inc	Bank of America Merrill Lynch	381
(18,017)	Federated Hermes Inc	Barclays Bank	3,485
(9,869)	Federated Hermes Inc	Goldman Sachs	589
(15,573)	Federated Hermes Inc	HSBC	23,827
(25,512)	Federated Hermes Inc	Morgan Stanley	5,868
(516)	FedEx Corp	Bank of America Merrill Lynch	(2,864)
(2,948)	FedEx Corp	Goldman Sachs	(16,361)
(3,108)	FedEx Corp	Morgan Stanley	(9,231)
5,719	FedNat Holding Co	Barclays Bank	1,487
9,122	FedNat Holding Co	Goldman Sachs	3,649
5,152	FedNat Holding Co	HSBC	412
47,681	FedNat Holding Co	Morgan Stanley	12,397
18,344	Fennec Pharmaceuticals Inc	Goldman Sachs	19,261
40,865	Fennec Pharmaceuticals Inc	Morgan Stanley	26,562
(6,092)	FibroGen Inc	Bank of America Merrill Lynch	(5,970)
(1,807)	FibroGen Inc	Barclays Bank	(885)
(1,351)	FibroGen Inc	Goldman Sachs	(1,324)
(6,914)	FibroGen Inc	Morgan Stanley	(3,388)
(110)	Fidelity D&D Bancorp Inc	Bank of America Merrill Lynch	36
(24)	Fidelity D&D Bancorp Inc	Barclays Bank	(3)
(1,224)	Fidelity D&D Bancorp Inc	Morgan Stanley	(159)
(2,484)	Fidelity National Financial Inc	Morgan Stanley	149
4,480	Fidelity National Information Services Inc	Bank of America Merrill Lynch	134
423	Fidelity National Information Services Inc	Barclays Bank	(871)
3,634	Fidelity National Information Services Inc	Goldman Sachs	109
19,128	Fidelity National Information Services Inc	Morgan Stanley	(39,404)
(4,643)	Fiesta Restaurant Group Inc	Morgan Stanley	2,925
(115,489)	Fifth Third Bancorp	Goldman Sachs	87,772
(43,612)	Fifth Third Bancorp	Morgan Stanley	(11,775)
18,569	Finance Of America Cos Inc 'A'	Barclays Bank	(11,698)
4,918	Finance Of America Cos Inc 'A'	Goldman Sachs	360
16,313	Finance Of America Cos Inc 'A'	HSBC	(9,614)
2,070	Finance Of America Cos Inc 'A'	Morgan Stanley	(1,304)
(11,677)	Financial Institutions Inc	Bank of America Merrill Lynch	7,707
(3,267)	Financial Institutions Inc	Barclays Bank	33
(18,754)	Financial Institutions Inc	Goldman Sachs	12,378
(9,697)	Financial Institutions Inc	Morgan Stanley	97
8,136	FireEye Inc	Bank of America Merrill Lynch	14,401
(22,770)	FireEye Inc	Bank of America Merrill Lynch	(14,475)
14,332	FireEye Inc	Barclays Bank	573

保有高	銘柄	取引相手	未実現純評価 益/(損) (米ドル)
	米国(続き)		
12,020	FireEye Inc	Goldman Sachs	21,275
(10,625)	FireEye Inc	Goldman Sachs	(17,282)
(17,752)	FireEye Inc	HSBC	(6,687)
(39,633)	FireEye Inc	Morgan Stanley	(1,721)
3,525	First American Financial Corp	Bank of America Merrill Lynch	(8,284)
10,952	First American Financial Corp	Barclays Bank	(14,347)
5,388	First American Financial Corp	Goldman Sachs	(12,662)
3,182	First American Financial Corp	HSBC	(6,046)
15,295	First American Financial Corp	Morgan Stanley	(20,036)
7,275	First Bancorp Inc	Bank of America Merrill Lynch	12,950
10,177	First Bancorp Inc	Barclays Bank	7,836
8,226	First Bancorp Inc	Goldman Sachs	14,642
8,604	First Bancorp Inc	HSBC	15,573
14,137	First Bancorp Inc	Morgan Stanley	10,885
(3,662)	First Bancshares Inc	Bank of America Merrill Lynch	1,904
(7,374)	First Bancshares Inc	Barclays Bank	(1,401)
(7,742)	First Bancshares Inc	Goldman Sachs	4,026
(8,549)	First Bancshares Inc	HSBC	(1,111)
(44,596)	First Bancshares Inc	Morgan Stanley	(8,473)
40,599	First Bank	Bank of America Merrill Lynch	(2,030)
17,854	First Bank	Barclays Bank	(179)
11,783	First Bank	Goldman Sachs	(589)
(4,598)	First Busey Corp	Goldman Sachs	(6,253)
(40,880)	First Busey Corp	HSBC	(60,911)
(41,429)	First Busey Corp	Morgan Stanley	(30,243)
19,341	First Business Financial Services Inc	Bank of America Merrill Lynch	1,934
18,719	First Business Financial Services Inc	Barclays Bank	(11,044)
16,754	First Business Financial Services Inc	Goldman Sachs	1,675
14,209	First Business Financial Services Inc	HSBC	9,094
6,181	First Business Financial Services Inc	Morgan Stanley	(3,647)
(1,621)	First Capital Inc	Bank of America Merrill Lynch	(567)
(14,032)	First Choice Bancorp	Bank of America Merrill Lynch	1,684
(5,169)	First Choice Bancorp	Barclays Bank	(310)
(1,725)	First Choice Bancorp	Goldman Sachs	207
(3,316)	First Choice Bancorp	Morgan Stanley	(199)
269	First Citizens BancShares Inc 'A'	Bank of America Merrill Lynch	3,661
300	First Citizens BancShares Inc 'A'	Barclays Bank	(1,238)
633	First Citizens BancShares Inc 'A'	Goldman Sachs	(731)
697	First Citizens BancShares Inc 'A'	Morgan Stanley	3,212
646	First Community Bankshares Inc	Bank of America Merrill Lynch	(459)
19,579	First Community Bankshares Inc	Barclays Bank	2,741
15,800	First Community Bankshares Inc	Goldman Sachs	(11,218)
56,820	First Community Bankshares Inc	HSBC	53,979
36,624	First Community Bankshares Inc	Morgan Stanley	5,127
5,703	First Community Corp	Barclays Bank	1,312

保有高	銘柄	取引相手	未実現純評価 益/(損) (米ドル)
	米国(続き)		
7,187	First Community Corp	Goldman Sachs	359
28,129	First Community Corp	Morgan Stanley	6,470
(4,539)	First Financial Bancorp	Barclays Bank	(318)
(3,194)	First Financial Bancorp	Goldman Sachs	958
(698)	First Financial Bancorp	Morgan Stanley	(362)
(21,812)	First Financial Bankshares Inc	Goldman Sachs	21,594
(37,705)	First Financial Bankshares Inc	HSBC	(22,623)
(38,571)	First Financial Bankshares Inc	Morgan Stanley	(28,157)
67,193	First Financial Corp	Bank of America Merrill Lynch	7,391
10,085	First Financial Corp	Barclays Bank	2,219
42,396	First Financial Northwest Inc	Bank of America Merrill Lynch	16,110
35,612	First Financial Northwest Inc	Goldman Sachs	13,533
(37,569)	First Foundation Inc	Morgan Stanley	(6,762)
(2,148)	First Guaranty Bancshares Inc	Bank of America Merrill Lynch	(1,998)
(2,205)	First Guaranty Bancshares Inc	Morgan Stanley	(728)
13,356	First Hawaiian Inc	Bank of America Merrill Lynch	(7,078)
14,112	First Hawaiian Inc	Barclays Bank	1,598
13,250	First Hawaiian Inc	Goldman Sachs	(7,023)
6,918	First Hawaiian Inc	HSBC	(346)
68,969	First Hawaiian Inc	Morgan Stanley	6,937
(27,326)	First Horizon Corp	Bank of America Merrill Lynch	3,006
4,817	First Horizon Corp	Bank of America Merrill Lynch	(530)
45,959	First Horizon Corp	Goldman Sachs	(5,055)
(1,274)	First Horizon Corp	Goldman Sachs	(420)
14,579	First Horizon Corp	HSBC	1,021
(5,676)	First Industrial Realty Trust Inc (REIT)	Barclays Bank	3,179
83,412	First Industrial Realty Trust Inc (REIT)	Goldman Sachs	110,938
(2,633)	First Industrial Realty Trust Inc (REIT)	Goldman Sachs	(3,502)
4,009	First Industrial Realty Trust Inc (REIT)	Morgan Stanley	(2,245)
(2,948)	First Internet Bancorp	Bank of America Merrill Lynch	4,245
(2,303)	First Internet Bancorp	Barclays Bank	1,313
(972)	First Internet Bancorp	Goldman Sachs	1,400
(8,763)	First Internet Bancorp	Morgan Stanley	4,995
2,621	First Interstate BancSystem Inc 'A'	Bank of America Merrill Lynch	(1,048)
65,074	First Interstate BancSystem Inc 'A'	Barclays Bank	48,805
21,516	First Interstate BancSystem Inc 'A'	Goldman Sachs	(8,606)
32,929	First Interstate BancSystem Inc 'A'	HSBC	10,700
25,897	First Interstate BancSystem Inc 'A'	Morgan Stanley	19,423
(53,908)	First Merchants Corp	Bank of America Merrill Lynch	54,986
(80,500)	First Merchants Corp	Barclays Bank	19,320
(17,539)	First Merchants Corp	HSBC	9,120
(19,500)	First Merchants Corp	Morgan Stanley	4,680
(38,797)	First Mid Bancshares Inc	Bank of America Merrill Lynch	(14,355)
(29,242)	First Mid Bancshares Inc	Goldman Sachs	(10,820)
(2,689)	First Mid Bancshares Inc	HSBC	(2,366)

保有高	銘柄	取引相手	未実現純評価 益/(損) (米ドル)
	米国(続き)		
(13,824)	First Mid Bancshares Inc	Morgan Stanley	(1,659)
(16,991)	First Midwest Bancorp Inc	HSBC	3,398
(30,927)	First Midwest Bancorp Inc	Morgan Stanley	3,711
58,552	First Northwest Bancorp	Bank of America Merrill Lynch	28,690
1,596	First Northwest Bancorp	Barclays Bank	32
1,569	First Northwest Bancorp	Goldman Sachs	769
1,178	First Northwest Bancorp	HSBC	1,107
1,593	First Northwest Bancorp	Morgan Stanley	32
(6,283)	First of Long Island Corp	Bank of America Merrill Lynch	6,911
(13,419)	First of Long Island Corp	Barclays Bank	805
(7,356)	First of Long Island Corp	Goldman Sachs	8,092
(27,209)	First of Long Island Corp	HSBC	4,353
(15,207)	First of Long Island Corp	Morgan Stanley	912
9,415	First Republic Bank	Barclays Bank	9,227
1,689	First Republic Bank	HSBC	4,729
(2,200)	First Republic Bank	Morgan Stanley	(2,156)
7,099	First Savings Financial Group Inc	Bank of America Merrill Lynch	6,815
848	First Savings Financial Group Inc	Barclays Bank	(356)
2,139	First Savings Financial Group Inc	Goldman Sachs	2,053
322	First Savings Financial Group Inc	HSBC	493
741	First Savings Financial Group Inc	Morgan Stanley	(311)
(3,942)	First Solar Inc	Barclays Bank	(2,878)
3,488	First Solar Inc	Barclays Bank	2,546
(168)	First Solar Inc	Goldman Sachs	(766)
5,911	First Solar Inc	Goldman Sachs	16,785
(775)	First Solar Inc	Morgan Stanley	(566)
6,462	First United Corp	Bank of America Merrill Lynch	(5,622)
4,382	First United Corp	Barclays Bank	(2,366)
20,049	First United Corp	Goldman Sachs	(17,443)
19,967	First United Corp	Morgan Stanley	(10,782)
7,049	First Western Financial Inc	Bank of America Merrill Lynch	7,190
3,066	First Western Financial Inc	Barclays Bank	184
6,322	First Western Financial Inc	Goldman Sachs	6,448
13,280	First Western Financial Inc	HSBC	16,202
363	First Western Financial Inc	Morgan Stanley	22
8,995	FirstCash Inc	Morgan Stanley	2,069
(23,365)	FirstEnergy Corp	HSBC	(6,075)
(30,670)	FirstEnergy Corp	Morgan Stanley	307
9,038	Fiserv Inc	Bank of America Merrill Lynch	21,510
9,124	Fiserv Inc	Barclays Bank	(6,022)
(17,098)	Fiserv Inc	Barclays Bank	11,285
6,392	Fiserv Inc	Goldman Sachs	15,213
285	Fiserv Inc	HSBC	(271)
7,632	Fiserv Inc	Morgan Stanley	(5,037)
(2,677)	Fiserv Inc	Morgan Stanley	1,767

保有高	銘柄	取引相手	未実現純評価 益/(損) (米ドル)
	米国(続き)		
(5,973)	Fisker Inc	Bank of America Merrill Lynch	(7,898)
(4,271)	Fisker Inc	Goldman Sachs	(2,084)
(4,237)	Five Below Inc	Bank of America Merrill Lynch	(1,737)
10,687	Five Star Senior Living Inc	Bank of America Merrill Lynch	(2,779)
21,349	Five Star Senior Living Inc	Barclays Bank	(2,562)
3,577	Five Star Senior Living Inc	Goldman Sachs	(930)
3,471	Five Star Senior Living Inc	Morgan Stanley	(417)
1,050	Five9 Inc	Barclays Bank	4,914
(162)	Five9 Inc	Barclays Bank	(758)
(1,704)	Five9 Inc	Goldman Sachs	(22,885)
9,053	Five9 Inc	Morgan Stanley	42,368
(2,146)	FleetCor Technologies Inc	Bank of America Merrill Lynch	(4,755)
(2,417)	FleetCor Technologies Inc	Barclays Bank	(5,474)
(346)	FleetCor Technologies Inc	Goldman Sachs	(820)
(357)	FleetCor Technologies Inc	HSBC	3,124
(10,852)	FleetCor Technologies Inc	Morgan Stanley	(14,791)
980	FleetCor Technologies Inc	Morgan Stanley	1,392
12,869	Flex Ltd	Bank of America Merrill Lynch	9,910
128,935	Flex Ltd	Barclays Bank	21,919
61,224	Flex Ltd	Goldman Sachs	47,142
29,757	Flex Ltd	Morgan Stanley	5,059
2,055	Flexion Therapeutics Inc	Bank of America Merrill Lynch	288
28,204	Flexion Therapeutics Inc	Barclays Bank	(475)
1,094	Flexion Therapeutics Inc	Goldman Sachs	153
6,216	Flexion Therapeutics Inc	HSBC	8,578
21,130	Flexion Therapeutics Inc	Morgan Stanley	(211)
(5,158)	Flexsteel Industries Inc	Bank of America Merrill Lynch	(7,170)
(11,802)	Flexsteel Industries Inc	Barclays Bank	1,652
(3,768)	Floor & Decor Holdings Inc ' A '	Bank of America Merrill Lynch	10,513
(4,463)	Floor & Decor Holdings Inc ' A '	Barclays Bank	(2,098)
(1,695)	Floor & Decor Holdings Inc ' A '	Goldman Sachs	4,729
(4,084)	Floor & Decor Holdings Inc ' A '	HSBC	47,849
(15,461)	Floor & Decor Holdings Inc ' A '	Morgan Stanley	(4,453)
(76,369)	Flotek Industries Inc	Bank of America Merrill Lynch	(21,383)
(11,910)	Flotek Industries Inc	Goldman Sachs	(3,335)
(55,703)	Flotek Industries Inc	HSBC	(27,294)
(72,024)	Flotek Industries Inc	Morgan Stanley	(720)
4,585	Flowers Foods Inc	HSBC	(3,072)
4,755	Flowserve Corp	Bank of America Merrill Lynch	(5,231)
7,520	Flowserve Corp	Barclays Bank	226
15,136	Flowserve Corp	Goldman Sachs	(16,650)
3,095	Flowserve Corp	HSBC	(650)
2,998	Flowserve Corp	Morgan Stanley	90
6,249	Fluent Inc	Bank of America Merrill Lynch	(312)
6,845	Fluent Inc	Barclays Bank	137

保有高	銘柄	取引相手	未実現純評価 益/(損) (米ドル)
	米国(続き)		
28,405	Fluent Inc	Goldman Sachs	(1,420)
12,948	Fluent Inc	Morgan Stanley	259
(16,332)	Fluidigm Corp	Goldman Sachs	(7,513)
2,137	Fluor Corp	Barclays Bank	299
9,991	Fluor Corp	Goldman Sachs	(11,390)
40,150	Flushing Financial Corp	Goldman Sachs	(20,878)
4,271	FMC Corp	Barclays Bank	(214)
(562)	FMC Corp	Barclays Bank	28
3,581	FMC Corp	Goldman Sachs	(6,195)
(12,165)	FNB Corp	Bank of America Merrill Lynch	2,920
(66,189)	FNB Corp	Barclays Bank	(1,986)
(48,473)	FNB Corp	Goldman Sachs	11,634
(57,783)	FNB Corp	HSBC	1,734
(27,171)	FNB Corp	Morgan Stanley	(816)
(5,482)	FNCB Bancorp Inc	Goldman Sachs	219
(410)	FNCB Bancorp Inc	HSBC	(131)
(11,032)	FNCB Bancorp Inc	Morgan Stanley	1,986
(12,294)	Focus Financial Partners Inc 'A'	Bank of America Merrill Lynch	(44,627)
(5,375)	Focus Financial Partners Inc 'A'	Barclays Bank	(8,196)
(9,854)	Focus Financial Partners Inc 'A'	Goldman Sachs	(30,866)
(4,681)	Focus Financial Partners Inc 'A'	HSBC	(17,086)
(18,971)	Focus Financial Partners Inc 'A'	Morgan Stanley	(28,475)
3,477	Foghorn Therapeutics Inc	Bank of America Merrill Lynch	2,643
2,519	Foghorn Therapeutics Inc	Barclays Bank	756
5,332	Foghorn Therapeutics Inc	Goldman Sachs	4,052
20,792	Foghorn Therapeutics Inc	HSBC	11,966
4,838	Foghorn Therapeutics Inc	Morgan Stanley	1,451
10,340	FONAR Corp	Goldman Sachs	(8,375)
5,625	FONAR Corp	Morgan Stanley	(675)
(438)	Foot Locker Inc	Bank of America Merrill Lynch	1,108
(24,968)	Foot Locker Inc	Barclays Bank	(43,444)
541	Foot Locker Inc	Barclays Bank	(55)
(3,756)	Foot Locker Inc	Goldman Sachs	9,503
685	Foot Locker Inc	HSBC	1,251
(10,049)	Foot Locker Inc	Morgan Stanley	(17,485)
(4,158)	Ford Motor Co	Bank of America Merrill Lynch	(6,611)
52,955	Ford Motor Co	Barclays Bank	77,844
(13,200)	Ford Motor Co	Morgan Stanley	(19,404)
16,198	Ford Motor Co	Morgan Stanley	23,811
12,502	Forestar Group Inc	Bank of America Merrill Lynch	(1,500)
6,783	Forestar Group Inc	Barclays Bank	678
6,181	Forestar Group Inc	Goldman Sachs	(742)
5,068	Forestar Group Inc	Morgan Stanley	397
4,930	Forian Inc	Bank of America Merrill Lynch	345
1,564	Forian Inc	Goldman Sachs	109

保有高	銘柄	取引相手	未実現純評価 益/(損) (米ドル)
	米国(続き)		
1,206	Forma Therapeutics Holdings Inc	Bank of America Merrill Lynch	977
2,876	Forma Therapeutics Holdings Inc	Morgan Stanley	575
(15,927)	FormFactor Inc	Bank of America Merrill Lynch	(21,274)
(3,248)	FormFactor Inc	Barclays Bank	(715)
(1,974)	FormFactor Inc	Goldman Sachs	(588)
(6,977)	FormFactor Inc	Morgan Stanley	(1,868)
10,013	Forrester Research Inc	Barclays Bank	(11,141)
20,583	Forrester Research Inc	Goldman Sachs	(55,368)
707	Forrester Research Inc	HSBC	(820)
2,121	Forrester Research Inc	Morgan Stanley	(2,588)
1,442	Forte Biosciences Inc	Bank of America Merrill Lynch	5,581
651	Forte Biosciences Inc	Barclays Bank	(1,282)
1,982	Forte Biosciences Inc	Goldman Sachs	7,670
637	Forte Biosciences Inc	HSBC	2,414
(8)	Forterra Inc	Bank of America Merrill Lynch	1
(3,369)	Forterra Inc	Barclays Bank	(34)
(6,696)	Forterra Inc	Goldman Sachs	603
(8,066)	Forterra Inc	HSBC	(81)
(7,925)	Fortinet Inc	Bank of America Merrill Lynch	(112,535)
(8,897)	Fortinet Inc	Barclays Bank	(48,666)
(1,522)	Fortinet Inc	Goldman Sachs	(14,241)
(1,831)	Fortinet Inc	HSBC	(25,358)
(6,250)	Fortinet Inc	Morgan Stanley	(34,188)
7,866	Fortitude Gold Corp	Bank of America Merrill Lynch	7,111
12,045	Fortitude Gold Corp	Barclays Bank	11,443
675	Fortitude Gold Corp	Goldman Sachs	610
26,083	Fortitude Gold Corp	Morgan Stanley	24,779
3,559	Fortive Corp	Bank of America Merrill Lynch	6,904
15,898	Fortive Corp	Barclays Bank	8,903
442	Fortive Corp	Morgan Stanley	248
(83,042)	Fortress Biotech Inc	Barclays Bank	(18,269)
(10,340)	Fortune Brands Home & Security Inc	Barclays Bank	11,581
(8,280)	Fortune Brands Home & Security Inc	Goldman Sachs	26,331
(374)	Fortune Brands Home & Security Inc	Morgan Stanley	419
(3,496)	Forward Air Corp	Morgan Stanley	(6,398)
3,041	Fossil Group Inc	Bank of America Merrill Lynch	(678)
4,069	Fossil Group Inc	Barclays Bank	8,667
2,611	Fossil Group Inc	HSBC	6,789
72,565	Four Corners Property Trust Inc (REIT)	Bank of America Merrill Lynch	37,008
2,224	Four Corners Property Trust Inc (REIT)	Barclays Bank	166
28,212	Four Corners Property Trust Inc (REIT)	Morgan Stanley	(1,411)
3,586	Fox Corp 'A'	Bank of America Merrill Lynch	(338)
16,026	Fox Corp 'A'	Goldman Sachs	7,126
572	Fox Corp 'A'	HSBC	120
15,520	Fox Corp 'A'	Morgan Stanley	(1,397)

保有高	銘柄	取引相手	未実現純評価 益/(損) (米ドル)
	米国(続き)		
(17,042)	Fox Corp 'A'	Morgan Stanley	1,534
(1,263)	Fox Factory Holding Corp	Bank of America Merrill Lynch	3,524
2,127	Fox Factory Holding Corp	Bank of America Merrill Lynch	(3,241)
(921)	Fox Factory Holding Corp	Goldman Sachs	2,570
1,135	Fox Factory Holding Corp	Goldman Sachs	(1,132)
(1,073)	Fox Factory Holding Corp	HSBC	687
561	Fox Factory Holding Corp	HSBC	910
(839)	Fox Factory Holding Corp	Morgan Stanley	(1,544)
500	Fox Factory Holding Corp	Morgan Stanley	920
3,019	Franchise Group Inc	Bank of America Merrill Lynch	453
3,641	Franchise Group Inc	Barclays Bank	(692)
4,875	Franchise Group Inc	Goldman Sachs	731
4,616	Franchise Group Inc	HSBC	3,647
240	Franklin Covey Co	Bank of America Merrill Lynch	139
16,992	Franklin Covey Co	Goldman Sachs	9,855
11,500	Franklin Covey Co	HSBC	5,060
22,982	Franklin Covey Co	Morgan Stanley	4,826
20,563	Franklin Electric Co Inc	Bank of America Merrill Lynch	(25,498)
28,560	Franklin Electric Co Inc	Barclays Bank	49,123
7,079	Franklin Electric Co Inc	Goldman Sachs	(8,778)
17,011	Franklin Electric Co Inc	HSBC	(28,068)
19,502	Franklin Electric Co Inc	Morgan Stanley	33,543
5,898	Franklin Financial Services Corp	Bank of America Merrill Lynch	(1,475)
2,896	Franklin Financial Services Corp	Barclays Bank	376
4,526	Franklin Financial Services Corp	Goldman Sachs	(1,132)
4,215	Franklin Financial Services Corp	HSBC	1,981
1,126	Franklin Financial Services Corp	Morgan Stanley	146
(3,593)	Franklin Resources Inc	Morgan Stanley	(2,587)
41,245	Franklin Street Properties Corp (REIT)	Barclays Bank	(825)
37,250	Franklin Street Properties Corp (REIT)	HSBC	(3,353)
24,541	Franklin Street Properties Corp (REIT)	Morgan Stanley	(491)
30,371	Frank's International NV	Morgan Stanley	(3,645)
(17,791)	Freeport-McMoRan Inc	Bank of America Merrill Lynch	25,975
(2,703)	Freeport-McMoRan Inc	Barclays Bank	(3,696)
(10,923)	Freeport-McMoRan Inc	Goldman Sachs	8,830
4,023	Freeport-McMoRan Inc	HSBC	8,183
(3,987)	Freeport-McMoRan Inc	Morgan Stanley	(4,585)
4,948	Freeport-McMoRan Inc	Morgan Stanley	5,690
(11,542)	FreightCar America Inc	Bank of America Merrill Lynch	(9,580)
(13,437)	Frequency Therapeutics Inc	Barclays Bank	(9,943)
(4,416)	Frequency Therapeutics Inc	Goldman Sachs	(309)
(620)	Fresh Del Monte Produce Inc	Barclays Bank	800
(19,395)	Fresh Del Monte Produce Inc	HSBC	9,698
(28,308)	Fresh Del Monte Produce Inc	Morgan Stanley	36,517
(283)	Freshpet Inc	Bank of America Merrill Lynch	(2,224)

保有高	銘柄	取引相手	未実現純評価 益/(損) (米ドル)
	米国(続き)		
5,708	Freshpet Inc	Bank of America Merrill Lynch	19,223
(1,437)	Freshpet Inc	Barclays Bank	(2,500)
1,616	Freshpet Inc	Barclays Bank	2,812
1,846	Freshpet Inc	Goldman Sachs	2,392
(425)	Freshpet Inc	Goldman Sachs	(3,341)
(1,027)	Freshpet Inc	HSBC	(5,227)
1,321	Freshpet Inc	HSBC	8,723
(170)	Freshpet Inc	Morgan Stanley	(296)
2,888	Freshpet Inc	Morgan Stanley	5,025
(10,382)	frontdoor Inc	Bank of America Merrill Lynch	(20,133)
10,541	frontdoor Inc	Barclays Bank	7,062
(10,286)	frontdoor Inc	Barclays Bank	(6,871)
4,464	frontdoor Inc	Goldman Sachs	12,097
(6,705)	frontdoor Inc	Goldman Sachs	(18,171)
(3,884)	frontdoor Inc	HSBC	(3,962)
2,348	frontdoor Inc	Morgan Stanley	1,573
(9,796)	frontdoor Inc	Morgan Stanley	(6,064)
(38,371)	Frontline Ltd	Barclays Bank	14,581
(6,386)	Frontline Ltd	Morgan Stanley	(171)
354	FRP Holdings Inc	Barclays Bank	471
2,991	FRP Holdings Inc	Goldman Sachs	3,228
1,134	FRP Holdings Inc	Morgan Stanley	541
6,887	FS Bancorp Inc	Bank of America Merrill Lynch	7,300
7,349	FS Bancorp Inc	Barclays Bank	4,997
7,399	FS Bancorp Inc	HSBC	11,690
7,218	FS Bancorp Inc	Morgan Stanley	4,908
532	F-star Therapeutics Inc*	Goldman Sachs	213
532	F-star Therapeutics Inc*	Goldman Sachs	213
31,630	FTC Solar Inc	Goldman Sachs	80,024
5,919	FTC Solar Inc	HSBC	167
7,834	FTC Solar Inc	Morgan Stanley	10,733
1,860	FTI Consulting Inc	Bank of America Merrill Lynch	968
1,134	FTI Consulting Inc	Barclays Bank	265
(2,483)	FTI Consulting Inc	Morgan Stanley	(1,341)
987	FTI Consulting Inc	Morgan Stanley	(88)
4,964	FTS International Inc 'A'	Bank of America Merrill Lynch	(7,496)
673	FTS International Inc 'A'	Goldman Sachs	(1,016)
1,513	FTS International Inc 'A'	HSBC	(2,950)
(28,952)	FuelCell Energy Inc	Bank of America Merrill Lynch	(54,140)
(8,820)	FuelCell Energy Inc	Barclays Bank	(11,642)
(21,474)	FuelCell Energy Inc	Goldman Sachs	(40,156)
(1,886)	Fulgent Genetics Inc	Barclays Bank	(5,790)
(4,119)	Full House Resorts Inc	Bank of America Merrill Lynch	(8,197)
(3,251)	Full House Resorts Inc	Barclays Bank	(1,495)
(32,910)	Full House Resorts Inc	Goldman Sachs	(65,491)

保有高	銘柄	取引相手	未実現純評価 益 / (損) (米ドル)
	米国(続き)		
(2,783)	Full House Resorts Inc	Morgan Stanley	(1,280)
77,966	Fulton Financial Corp	HSBC	(10,915)
72,903	Fulton Financial Corp	Morgan Stanley	1,458
(4,316)	Funko Inc 'A'	Bank of America Merrill Lynch	(3,971)
(8,718)	Funko Inc 'A'	Barclays Bank	(15,431)
(27,920)	FutureFuel Corp	Bank of America Merrill Lynch	112,244
(29,832)	FutureFuel Corp	Barclays Bank	19,689
(28,056)	FutureFuel Corp	Goldman Sachs	142,827
(3,528)	FutureFuel Corp	Morgan Stanley	1,698
(11,711)	FVCBankcorp Inc	Barclays Bank	1,054
(1,603)	FVCBankcorp Inc	Goldman Sachs	497
(27,591)	FVCBankcorp Inc	HSBC	(276)
5,546	G1 Therapeutics Inc	Barclays Bank	(333)
5,382	Gaia Inc	Bank of America Merrill Lynch	861
3,667	Gaia Inc	Barclays Bank	2,017
18,746	Gaia Inc	Goldman Sachs	2,999
8,268	Gaia Inc	HSBC	4,630
7,973	Galera Therapeutics Inc	Bank of America Merrill Lynch	4,943
11,512	Galera Therapeutics Inc	Goldman Sachs	7,137
13,030	Galera Therapeutics Inc	HSBC	27,363
4,627	Galera Therapeutics Inc	Morgan Stanley	972
(10,204)	GAMCO Investors Inc 'A'	Bank of America Merrill Lynch	543
(5,727)	GAMCO Investors Inc 'A'	Barclays Bank	15,577
(2,552)	GAMCO Investors Inc 'A'	Goldman Sachs	179
(3,352)	GAMCO Investors Inc 'A'	HSBC	(9,821)
(4,884)	GameStop Corp 'A'	Barclays Bank	(205,079)
(21,888)	Gaming and Leisure Properties Inc (REIT)	Morgan Stanley	(1,313)
3,221	Gaming and Leisure Properties Inc (REIT)	Morgan Stanley	193
(5,789)	GAN Ltd	Barclays Bank	(7,526)
(4,524)	GAN Ltd	Goldman Sachs	(4,841)
(5,731)	Gannett Co Inc	Bank of America Merrill Lynch	344
(10,284)	Gap Inc	Bank of America Merrill Lynch	29,618
(9,968)	Gap Inc	Barclays Bank	(6,679)
(12,705)	Gap Inc	Goldman Sachs	36,590
(5,388)	Gap Inc	Morgan Stanley	(3,610)
10,910	Gap Inc	Morgan Stanley	7,310
(4,937)	Garmin Ltd	Barclays Bank	(11,109)
(657)	Garmin Ltd	Morgan Stanley	(1,478)
465	Gartner Inc	Barclays Bank	(405)
135	Gartner Inc	Goldman Sachs	732
756	Gartner Inc	HSBC	514
5,546	Gartner Inc	Morgan Stanley	(4,825)
43,067	Gates Industrial Corp Plc	Barclays Bank	32,301
5,412	Gates Industrial Corp Plc	Goldman Sachs	4,005
25,698	Gates Industrial Corp Plc	HSBC	14,134

保有高	銘柄	取引相手	未実現純評価 益 / (損) (米ドル)
	米国(続き)		
25,310	Gates Industrial Corp Plc	Morgan Stanley	18,983
(17,699)	Gatos Silver Inc	Barclays Bank	(13,746)
(7,344)	Gatos Silver Inc	Goldman Sachs	(18,093)
(3,230)	Gatos Silver Inc	Morgan Stanley	(3,080)
(3,342)	GATX Corp	Bank of America Merrill Lynch	3,342
5,280	GATX Corp	Morgan Stanley	(2,165)
(28,166)	GCP Applied Technologies Inc	Morgan Stanley	21,969
7,432	Gemini Therapeutics Inc	Bank of America Merrill Lynch	9,290
6,914	Gemini Therapeutics Inc	Barclays Bank	9,403
8,372	Gemini Therapeutics Inc	Goldman Sachs	10,465
3,048	Gemini Therapeutics Inc	HSBC	4,633
2,663	Gemini Therapeutics Inc	Morgan Stanley	3,622
(60,317)	Genasys Inc	Bank of America Merrill Lynch	19,905
(16,015)	Genasys Inc	Barclays Bank	9,449
(11,002)	Genasys Inc	Goldman Sachs	3,631
(18,950)	Genasys Inc	HSBC	3,032
(5,637)	Genasys Inc	Morgan Stanley	3,326
(8,808)	Genco Shipping & Trading Ltd	Barclays Bank	9,160
(23,626)	Genco Shipping & Trading Ltd	Goldman Sachs	(9,687)
(13,601)	Genco Shipping & Trading Ltd	Morgan Stanley	14,145
23,474	Gencor Industries Inc	Bank of America Merrill Lynch	(13,145)
11,115	Gencor Industries Inc	Barclays Bank	3,668
17,670	Gencor Industries Inc	Goldman Sachs	(9,895)
10,157	Gencor Industries Inc	HSBC	11,477
16,747	Gencor Industries Inc	Morgan Stanley	5,527
1,311	Generac Holdings Inc	Bank of America Merrill Lynch	45,166
606	Generac Holdings Inc	Barclays Bank	10,956
1,240	Generac Holdings Inc	Goldman Sachs	43,115
366	Generac Holdings Inc	HSBC	8,605
5,574	Generac Holdings Inc	Morgan Stanley	100,778
(21,679)	General Electric Co	Bank of America Merrill Lynch	(19,728)
(28,402)	General Electric Co	Barclays Bank	(24,994)
(80,273)	General Electric Co	Goldman Sachs	(73,048)
(10,263)	General Electric Co	HSBC	(7,287)
(174,539)	General Electric Co	Morgan Stanley	(153,594)
(7,369)	General Mills Inc	Bank of America Merrill Lynch	(516)
(11,091)	General Mills Inc	Goldman Sachs	(776)
8,604	General Mills Inc	Goldman Sachs	340
450	General Mills Inc	HSBC	225
1,329	General Mills Inc	Morgan Stanley	(253)
(26,940)	General Motors Co	Bank of America Merrill Lynch	(88,094)
(4,503)	General Motors Co	Barclays Bank	(12,203)
1,843	General Motors Co	HSBC	8,470
(8,568)	General Motors Co	Morgan Stanley	(23,219)
(3,467)	Generation Bio Co	Bank of America Merrill Lynch	(11,857)

保有高	銘柄	取引相手	未実現純評価 益/(損) (米ドル)
	米国(続き)		
(777)	Generation Bio Co	Barclays Bank	(3,100)
(5,726)	Generation Bio Co	Goldman Sachs	(19,583)
892	Genesco Inc	Bank of America Merrill Lynch	(2,337)
1,365	Genesco Inc	Morgan Stanley	683
(38,152)	Genie Energy Ltd 'B'	Bank of America Merrill Lynch	20,221
(5,009)	Genie Energy Ltd 'B'	Barclays Bank	2,304
(18,827)	Genie Energy Ltd 'B'	Goldman Sachs	9,978
(7,176)	Genie Energy Ltd 'B'	HSBC	(359)
(13,576)	Genie Energy Ltd 'B'	Morgan Stanley	6,245
44,754	Genpact Ltd	Goldman Sachs	62,656
5,628	Genprex Inc	Bank of America Merrill Lynch	1,745
5,618	Genprex Inc	Barclays Bank	674
4,965	Genprex Inc	Goldman Sachs	1,539
9,969	Genprex Inc	HSBC	3,550
4,642	Genprex Inc	Morgan Stanley	557
(15,236)	Gentex Corp	Goldman Sachs	(11,884)
(17,291)	Gentex Corp	HSBC	(6,571)
(17,986)	Gentex Corp	Morgan Stanley	(19,964)
3,155	Gentherm Inc	Bank of America Merrill Lynch	4,733
7,412	Gentherm Inc	Barclays Bank	12,230
5,722	Gentherm Inc	Goldman Sachs	1,348
1,215	Gentherm Inc	HSBC	1,042
669	Gentherm Inc	Morgan Stanley	1,104
1,736	Genuine Parts Co	Bank of America Merrill Lynch	(2,135)
13,103	Genuine Parts Co	Barclays Bank	(2,278)
4,470	Genuine Parts Co	Goldman Sachs	(4,156)
2,919	Genuine Parts Co	HSBC	(7,239)
22,243	Genuine Parts Co	Morgan Stanley	(5,477)
(45,132)	Genworth Financial Inc 'A'	Morgan Stanley	(1,354)
(20,985)	GEO Group Inc (REIT)	Barclays Bank	8,394
(2,812)	GEO Group Inc (REIT)	Goldman Sachs	3,206
(10,122)	Geospace Technologies Corp	Bank of America Merrill Lynch	(1,316)
(10,773)	Geospace Technologies Corp	Barclays Bank	970
(16,314)	Geospace Technologies Corp	Goldman Sachs	(2,121)
(7,864)	Geospace Technologies Corp	Morgan Stanley	708
(10,271)	German American Bancorp Inc	Barclays Bank	(13,660)
(14,357)	German American Bancorp Inc	Goldman Sachs	(9,619)
(16,622)	German American Bancorp Inc	HSBC	(499)
(50,731)	German American Bancorp Inc	Morgan Stanley	(67,472)
(193,284)	Geron Corp	Barclays Bank	-
14,626	Getty Realty Corp (REIT)	Goldman Sachs	17,405
7,683	Getty Realty Corp (REIT)	Morgan Stanley	4,917
198	Gibraltar Industries Inc	Bank of America Merrill Lynch	196
1,013	Gibraltar Industries Inc	Barclays Bank	142
388	Gibraltar Industries Inc	Goldman Sachs	384

保有高	銘柄	取引相手	未実現純評価 益/(損) (米ドル)
	米国(続き)		
391	Gibraltar Industries Inc	HSBC	(813)
10,185	Gibraltar Industries Inc	Morgan Stanley	1,426
(12,247)	G-III Apparel Group Ltd	Barclays Bank	(11,022)
(4,923)	G-III Apparel Group Ltd	Goldman Sachs	3,184
3,271	Gilead Sciences Inc	Bank of America Merrill Lynch	(9,682)
35,195	Gilead Sciences Inc	Barclays Bank	(46,457)
1,482	Gilead Sciences Inc	Goldman Sachs	(4,387)
241	Gilead Sciences Inc	HSBC	(648)
38,348	Gilead Sciences Inc	Morgan Stanley	(48,422)
5,613	Glacier Bancorp Inc	Bank of America Merrill Lynch	(9,464)
32,310	Glacier Bancorp Inc	Barclays Bank	(11,632)
312	Glacier Bancorp Inc	Goldman Sachs	(1,017)
2,898	Glacier Bancorp Inc	HSBC	(7,622)
3,692	Glacier Bancorp Inc	Morgan Stanley	(1,329)
(10,663)	Gladstone Commercial Corp (REIT)	Bank of America Merrill Lynch	(8,881)
(68,052)	Gladstone Commercial Corp (REIT)	Barclays Bank	(58,560)
(13,987)	Gladstone Commercial Corp (REIT)	Goldman Sachs	(743)
(25,813)	Gladstone Commercial Corp (REIT)	Morgan Stanley	(16,409)
23,225	Gladstone Land Corp (REIT)	Bank of America Merrill Lynch	(32,283)
14,766	Gladstone Land Corp (REIT)	Goldman Sachs	(20,525)
5,961	Gladstone Land Corp (REIT)	Morgan Stanley	(8,107)
(26,140)	Glatfelter Corp	Barclays Bank	(2,353)
(48,054)	Glatfelter Corp	Goldman Sachs	(24,988)
(42,175)	Glatfelter Corp	HSBC	16,448
(20,803)	Glatfelter Corp	Morgan Stanley	(1,872)
(1,212)	Glaukos Corp	Barclays Bank	2,872
626	Glaukos Corp	Barclays Bank	(1,484)
387	Glaukos Corp	Goldman Sachs	(66)
998	Glaukos Corp	HSBC	(2,824)
5,962	Global Blood Therapeutics Inc	Barclays Bank	7,154
(639)	Global Blood Therapeutics Inc	Goldman Sachs	(1,355)
(2,088)	Global Blood Therapeutics Inc	HSBC	(2,004)
(572)	Global Blood Therapeutics Inc	Morgan Stanley	(686)
3,321	Global Indemnity Group LLC 'A'	Barclays Bank	2,258
10,817	Global Indemnity Group LLC 'A'	Goldman Sachs	33,857
4,415	Global Indemnity Group LLC 'A'	HSBC	12,804
6,738	Global Indemnity Group LLC 'A'	Morgan Stanley	4,582
5,076	Global Medical Inc (REIT)	Bank of America Merrill Lynch	508
11,690	Global Medical Inc (REIT)	Barclays Bank	(1,754)
12,824	Global Medical Inc (REIT)	Goldman Sachs	1,282
37,124	Global Medical Inc (REIT)	HSBC	10,395
2,726	Global Medical Inc (REIT)	Morgan Stanley	(409)
(4,021)	Global Payments Inc	Bank of America Merrill Lynch	12,465
719	Global Payments Inc	Bank of America Merrill Lynch	(2,229)
(532)	Global Payments Inc	Barclays Bank	819

保有高	銘柄	取引相手	未実現純評価 益 / (損) (米ドル)
	米国 (続き)		
2,640	Global Payments Inc	Barclays Bank	(4,066)
(4,874)	Global Payments Inc	Goldman Sachs	15,109
2,111	Global Payments Inc	Goldman Sachs	(6,544)
(7,319)	Global Payments Inc	Morgan Stanley	11,271
1,683	Global Payments Inc	Morgan Stanley	(2,592)
13,858	Global Water Resources Inc	Barclays Bank	277
26,230	Global Water Resources Inc	Goldman Sachs	6,820
27,655	Global Water Resources Inc	Morgan Stanley	553
812	Globant SA	Goldman Sachs	4,295
1,151	Globant SA	HSBC	5,030
971	Globant SA	Morgan Stanley	544
(5,916)	Globe Life Inc	Bank of America Merrill Lynch	2,176
(30,442)	Globe Life Inc	Barclays Bank	(5,501)
(2,466)	Globe Life Inc	Goldman Sachs	(231)
(3,008)	Globe Life Inc	HSBC	246
(16,021)	Globe Life Inc	Morgan Stanley	(1,787)
1,546	Globus Medical Inc ' A '	Goldman Sachs	526
2,776	Globus Medical Inc ' A '	HSBC	2,804
17,927	Globus Medical Inc ' A '	Morgan Stanley	17,031
(8,222)	GlycoMimetics Inc	Bank of America Merrill Lynch	(987)
(52,340)	GlycoMimetics Inc	HSBC	(20,413)
(4,050)	GMS Inc	Morgan Stanley	(203)
2,567	GoDaddy Inc ' A '	Bank of America Merrill Lynch	(539)
13,309	GoDaddy Inc ' A '	Barclays Bank	12,777
6,040	GoDaddy Inc ' A '	Morgan Stanley	5,798
(13,522)	Gogo Inc	Bank of America Merrill Lynch	(19,472)
(23,888)	Gogo Inc	Barclays Bank	(36,310)
(10,939)	GoHealth Inc ' A '	Bank of America Merrill Lynch	(1,750)
(1,464)	GoHealth Inc ' A '	Goldman Sachs	(234)
9,387	GoHealth Inc ' A '	HSBC	(20)
(35,612)	Golar LNG Ltd	Bank of America Merrill Lynch	(27,777)
(11,441)	Golar LNG Ltd	Goldman Sachs	(8,924)
36,930	Gold Resource Corp	Bank of America Merrill Lynch	(2,216)
29,666	Gold Resource Corp	Barclays Bank	(890)
48,144	Gold Resource Corp	Goldman Sachs	(2,889)
37,463	Gold Resource Corp	HSBC	1,873
91,293	Gold Resource Corp	Morgan Stanley	(2,739)
(11,534)	Golden Entertainment Inc	Bank of America Merrill Lynch	(19,904)
(5,569)	Golden Entertainment Inc	Barclays Bank	(7,232)
16,858	Golden Nugget Online Gaming Inc	Barclays Bank	7,418
990	Golden Nugget Online Gaming Inc	HSBC	1,000
(666)	Goldman Sachs Group Inc	Bank of America Merrill Lynch	(1,882)
(1,926)	Goldman Sachs Group Inc	Barclays Bank	(4,210)
(665)	Goldman Sachs Group Inc	HSBC	(1,091)
(3,863)	Goldman Sachs Group Inc	Morgan Stanley	(14,409)

保有高	銘柄	取引相手	未実現純評価 益/(損) (米ドル)
	米国(続き)		
8,387	Goodrich Petroleum Corp	Bank of America Merrill Lynch	(3,606)
3,294	Goodrich Petroleum Corp	Goldman Sachs	(1,416)
13,631	Goodrich Petroleum Corp	Morgan Stanley	(2,999)
(4,419)	GoodRx Holdings Inc 'A'	Bank of America Merrill Lynch	(13,018)
(8,439)	GoodRx Holdings Inc 'A'	Goldman Sachs	(36,553)
(1,447)	GoodRx Holdings Inc 'A'	HSBC	566
(3,668)	GoodRx Holdings Inc 'A'	Morgan Stanley	(17,093)
12,454	Goodyear Tire & Rubber Co	Bank of America Merrill Lynch	9,772
48,395	Goodyear Tire & Rubber Co	Barclays Bank	33,876
9,415	Goodyear Tire & Rubber Co	Goldman Sachs	(572)
10,262	Goodyear Tire & Rubber Co	HSBC	7,267
50,392	Goodyear Tire & Rubber Co	Morgan Stanley	38,384
924	Goosehead Insurance Inc 'A'	Bank of America Merrill Lynch	6,893
(8,268)	Goosehead Insurance Inc 'A'	Barclays Bank	(43,002)
896	Goosehead Insurance Inc 'A'	Barclays Bank	5,197
(4,529)	Goosehead Insurance Inc 'A'	Goldman Sachs	(33,786)
863	Goosehead Insurance Inc 'A'	Goldman Sachs	6,438
1,492	Goosehead Insurance Inc 'A'	HSBC	(8,594)
(4,065)	Goosehead Insurance Inc 'A'	Morgan Stanley	(23,577)
2,607	Goosehead Insurance Inc 'A'	Morgan Stanley	15,121
(7,641)	GoPro Inc 'A'	Barclays Bank	(4,967)
(7,975)	GoPro Inc 'A'	Goldman Sachs	(10,607)
(39,831)	Gorman-Rupp Co	Bank of America Merrill Lynch	(25,890)
(15,822)	Gorman-Rupp Co	Barclays Bank	(16,455)
(32,647)	Gorman-Rupp Co	Goldman Sachs	(21,221)
(7,703)	Gorman-Rupp Co	HSBC	(3,929)
(12,186)	Gorman-Rupp Co	Morgan Stanley	(12,673)
16,955	Gossamer Bio Inc	Bank of America Merrill Lynch	(4,578)
8,457	Gossamer Bio Inc	Barclays Bank	(4,651)
10,265	Gossamer Bio Inc	Goldman Sachs	(2,772)
5,239	Gossamer Bio Inc	HSBC	2,462
23,236	Gossamer Bio Inc	Morgan Stanley	(12,780)
(35,394)	GP Strategies Corp	Bank of America Merrill Lynch	(43,889)
2,604	Graco Inc	Barclays Bank	2,083
367	Graco Inc	Goldman Sachs	(257)
15,668	Graco Inc	HSBC	(39,953)
16,935	Graco Inc	Morgan Stanley	13,548
(38,367)	GrafTech International Ltd	Bank of America Merrill Lynch	8,125
(31,826)	GrafTech International Ltd	Barclays Bank	10,856
(47,334)	GrafTech International Ltd	Goldman Sachs	27,927
(10,086)	GrafTech International Ltd	HSBC	(7,968)
(19,252)	GrafTech International Ltd	Morgan Stanley	6,207
4,053	Graham Corp	Goldman Sachs	(2,027)
(632)	Graham Holdings Co 'B'	Bank of America Merrill Lynch	(1,858)
675	Graham Holdings Co 'B'	Barclays Bank	(4,455)

保有高	銘柄	取引相手	未実現純評価 益 / (損) (米ドル)
	米国(続き)		
(263)	Graham Holdings Co ' B '	Goldman Sachs	(773)
(374)	Graham Holdings Co ' B '	HSBC	2,061
842	Graham Holdings Co ' B '	Morgan Stanley	(5,557)
(322)	Graham Holdings Co ' B '	Morgan Stanley	2,125
1,685	Grand Canyon Education Inc	Barclays Bank	(940)
1,189	Grand Canyon Education Inc	HSBC	91
(847)	Grand Canyon Education Inc	Morgan Stanley	25
3,079	Grand Canyon Education Inc	Morgan Stanley	(33)
14,366	Granite Construction Inc	Bank of America Merrill Lynch	7,305
21,764	Granite Construction Inc	Barclays Bank	12,851
3,901	Granite Construction Inc	Goldman Sachs	1,756
19,123	Granite Construction Inc	HSBC	15,930
2,310	Granite Construction Inc	Morgan Stanley	(832)
2,046	Graphic Packaging Holding Co	Bank of America Merrill Lynch	(551)
4,261	Graphic Packaging Holding Co	Barclays Bank	(1,236)
59,018	Graphic Packaging Holding Co	HSBC	(100,921)
49,501	Graphic Packaging Holding Co	Morgan Stanley	(14,356)
(9,475)	Gray Television Inc	Bank of America Merrill Lynch	(13,320)
(35,898)	Gray Television Inc	Barclays Bank	(25,847)
(43,127)	Gray Television Inc	Goldman Sachs	(64,027)
(26,251)	Great Lakes Dredge & Dock Corp	Bank of America Merrill Lynch	2,100
(28,384)	Great Lakes Dredge & Dock Corp	Barclays Bank	(2,555)
(78,543)	Great Lakes Dredge & Dock Corp	Goldman Sachs	6,080
(25,444)	Great Lakes Dredge & Dock Corp	HSBC	(18,829)
(24,263)	Great Lakes Dredge & Dock Corp	Morgan Stanley	(2,184)
(25,944)	Great Southern Bancorp Inc	Bank of America Merrill Lynch	26,463
(11,697)	Great Southern Bancorp Inc	Barclays Bank	(2,105)
(23,362)	Great Southern Bancorp Inc	Goldman Sachs	23,829
(9,374)	Great Southern Bancorp Inc	HSBC	2,906
(4,367)	Great Southern Bancorp Inc	Morgan Stanley	(786)
(4,691)	Great Western Bancorp Inc	Bank of America Merrill Lynch	2,486
(7,985)	Great Western Bancorp Inc	Morgan Stanley	958
2,222	Green Brick Partners Inc	Bank of America Merrill Lynch	733
1,932	Green Brick Partners Inc	Barclays Bank	1,700
2,729	Green Brick Partners Inc	Goldman Sachs	901
32,140	Green Brick Partners Inc	Morgan Stanley	28,283
(1,330)	Green Dot Corp ' A '	Barclays Bank	(612)
(2,398)	Green Dot Corp ' A '	Goldman Sachs	(336)
(4,208)	Green Dot Corp ' A '	HSBC	8,963
(3,898)	Green Dot Corp ' A '	Morgan Stanley	(1,793)
12,261	Green Plains Inc	Goldman Sachs	57,259
5,709	Green Plains Inc	Morgan Stanley	11,304
(11,895)	Greenbrier Cos Inc	Bank of America Merrill Lynch	20,103
(21,410)	Greenbrier Cos Inc	Barclays Bank	66,157
(2,184)	Greenbrier Cos Inc	Goldman Sachs	3,691

保有高	銘柄	取引相手	未実現純評価 益/(損) (米ドル)
	米国(続き)		
(2,397)	Greene County Bancorp Inc	Bank of America Merrill Lynch	(5,681)
(2,148)	Greene County Bancorp Inc	Barclays Bank	(3,716)
(2,856)	Greene County Bancorp Inc	Goldman Sachs	(6,769)
(2,486)	Greene County Bancorp Inc	HSBC	(7,508)
(915)	Greene County Bancorp Inc	Morgan Stanley	(1,583)
(6,593)	Greenhill & Co Inc	Bank of America Merrill Lynch	2,967
(3,964)	Greenhill & Co Inc	Goldman Sachs	1,784
(1,634)	Greenhill & Co Inc	HSBC	(2,059)
(12,830)	Greenhill & Co Inc	Morgan Stanley	(128)
(3,547)	Greenlane Holdings Inc 'A'	Barclays Bank	(1,206)
47,474	Greenlight Capital Re Ltd 'A'	Barclays Bank	(4,747)
36,326	Greenlight Capital Re Ltd 'A'	Goldman Sachs	(8,718)
5,303	GreenSky Inc 'A'	Bank of America Merrill Lynch	(530)
(3,402)	GreenSky Inc 'A'	Bank of America Merrill Lynch	340
(58,854)	GreenSky Inc 'A'	Barclays Bank	(1,177)
960	Greif Inc 'A'	Bank of America Merrill Lynch	(2,861)
4,941	Greif Inc 'A'	Barclays Bank	(6,967)
10,221	Greif Inc 'A'	Goldman Sachs	(30,459)
9,885	Greif Inc 'A'	Morgan Stanley	(13,938)
(10,339)	Greif Inc 'B'	Bank of America Merrill Lynch	20,368
(6,195)	Greif Inc 'B'	Barclays Bank	2,044
(9,256)	Greif Inc 'B'	Goldman Sachs	18,234
(1,747)	Greif Inc 'B'	HSBC	4,175
(174)	Greif Inc 'B'	Morgan Stanley	57
10,200	Grid Dynamics Holdings Inc	Barclays Bank	(6,120)
34,278	Griffon Corp	Bank of America Merrill Lynch	(18,853)
12,409	Griffon Corp	Barclays Bank	(993)
651	Griffon Corp	Morgan Stanley	(52)
(18,081)	Gritstone bio Inc	Bank of America Merrill Lynch	(7,413)
(9,672)	Grocery Outlet Holding Corp	Bank of America Merrill Lynch	8,995
(8,491)	Grocery Outlet Holding Corp	Barclays Bank	(1,490)
(3,233)	Grocery Outlet Holding Corp	Goldman Sachs	3,007
(4,169)	Grocery Outlet Holding Corp	HSBC	29,975
(6,553)	Grocery Outlet Holding Corp	Morgan Stanley	(643)
2,536	Group 1 Automotive Inc	Barclays Bank	(12,426)
1,904	Group 1 Automotive Inc	Goldman Sachs	(21,153)
1,806	Group 1 Automotive Inc	Morgan Stanley	(8,849)
(2,903)	Groupon Inc	Morgan Stanley	(1,306)
(9,597)	GrowGeneration Corp	Bank of America Merrill Lynch	(50,192)
(5,734)	GrowGeneration Corp	Barclays Bank	(43,234)
(3,924)	Grubhub Inc	Bank of America Merrill Lynch	(10,241)
(6,053)	Grubhub Inc	Barclays Bank	(10,169)
(2,082)	Grubhub Inc	Goldman Sachs	(5,434)
(4,802)	Grubhub Inc	HSBC	22,761
(14,674)	Grubhub Inc	Morgan Stanley	(24,652)

保有高	銘柄	取引相手	未実現純評価 益/(損) (米ドル)
	米国(続き)		
(34,014)	GSI Technology Inc	Bank of America Merrill Lynch	(12,726)
(21,599)	GSI Technology Inc	Barclays Bank	4,752
(36,279)	GSI Technology Inc	Goldman Sachs	(12,043)
(5,803)	GSI Technology Inc	Morgan Stanley	881
3,720	GT Biopharma Inc	Bank of America Merrill Lynch	17,596
(13,097)	GTT Communications Inc	Barclays Bank	131
27,917	GTX Corp*	Bank of America Merrill Lynch	28,615
7,571	GTX Corp*	Goldman Sachs	7,760
59	GTX Corp*	Morgan Stanley	60
(23,654)	GTY Technology Holdings Inc	Barclays Bank	5,914
(4,708)	GTY Technology Holdings Inc	Goldman Sachs	989
(15,497)	GTY Technology Holdings Inc	Morgan Stanley	3,874
(13,811)	Guaranty Bancshares Inc	Bank of America Merrill Lynch	19,197
(4,194)	Guaranty Bancshares Inc	HSBC	5,662
(10,747)	Guaranty Bancshares Inc	Morgan Stanley	2,902
(8,657)	Guardant Health Inc	Barclays Bank	(5,194)
(552)	Guardant Health Inc	Goldman Sachs	(6,331)
(4,479)	Guardant Health Inc	Morgan Stanley	(2,687)
1,490	Guess? Inc	Bank of America Merrill Lynch	(1,073)
3,765	Guess? Inc	Barclays Bank	6,062
3,220	Guess? Inc	HSBC	3,059
5,022	Guess? Inc	Morgan Stanley	8,085
725	Guidewire Software Inc	Bank of America Merrill Lynch	4,125
30,177	Guidewire Software Inc	Barclays Bank	17,804
4,681	Guidewire Software Inc	Goldman Sachs	25,682
4,687	Guidewire Software Inc	HSBC	3,726
5,803	Guidewire Software Inc	Morgan Stanley	3,424
(39,677)	Guild Holdings Co 'A'	Barclays Bank	(19,045)
(32,922)	Gulf Island Fabrication Inc	Goldman Sachs	(16,132)
(16,100)	Gulf Island Fabrication Inc	Morgan Stanley	(483)
(22,096)	GWG Holdings Inc	Morgan Stanley	-
4,896	H&E Equipment Services Inc	Goldman Sachs	(6,805)
3,817	H&R Block Inc	Bank of America Merrill Lynch	(534)
21,875	H&R Block Inc	Barclays Bank	9,188
14,520	H&R Block Inc	HSBC	10,964
21,974	H&R Block Inc	Morgan Stanley	9,229
(12,587)	Hackett Group Inc	Bank of America Merrill Lynch	(9,314)
(34,889)	Hackett Group Inc	Barclays Bank	(13,607)
(19,054)	Hackett Group Inc	Goldman Sachs	(14,100)
1,120	Haemonetics Corp	Bank of America Merrill Lynch	(166)
3,871	Haemonetics Corp	Barclays Bank	2,903
5,625	Haemonetics Corp	Goldman Sachs	(2,405)
4,354	Haemonetics Corp	Morgan Stanley	3,425
(16,355)	Hain Celestial Group Inc	Morgan Stanley	(2,780)
13,548	Hallador Energy Co	Goldman Sachs	2,439

保有高	銘柄	取引相手	未実現純評価 益 / (損) (米ドル)
	米国(続き)		
5,621	Hallador Energy Co	Morgan Stanley	1,349
(5,103)	Halliburton Co	Goldman Sachs	6,787
6,074	Halliburton Co	Goldman Sachs	(8,078)
(29,030)	Halliburton Co	HSBC	8,419
(14,213)	Halliburton Co	Morgan Stanley	853
41,234	Halliburton Co	Morgan Stanley	(2,485)
9,453	Hallmark Financial Services Inc	Bank of America Merrill Lynch	1,985
2,733	Hallmark Financial Services Inc	Goldman Sachs	574
26,217	Hallmark Financial Services Inc	Morgan Stanley	(3,670)
(4,150)	Halozyme Therapeutics Inc	Bank of America Merrill Lynch	4,191
(20,236)	Halozyme Therapeutics Inc	Barclays Bank	10,725
(6,264)	Halozyme Therapeutics Inc	Goldman Sachs	6,327
(5,658)	Halozyme Therapeutics Inc	HSBC	26,536
(7,142)	Halozyme Therapeutics Inc	Morgan Stanley	3,785
533	Hamilton Beach Brands Holding Co 'A'	Bank of America Merrill Lynch	(7)
2,733	Hamilton Beach Brands Holding Co 'A'	Goldman Sachs	4,420
1,360	Hamilton Beach Brands Holding Co 'A'	HSBC	1,362
5,985	Hamilton Beach Brands Holding Co 'A'	Morgan Stanley	5,247
3,972	Hamilton Lane Inc 'A'	Goldman Sachs	(755)
24,453	Hamilton Lane Inc 'A'	HSBC	14,916
(20,086)	Hancock Whitney Corp	Bank of America Merrill Lynch	15,466
(24,203)	Hancock Whitney Corp	HSBC	(11,133)
(21,747)	Hancock Whitney Corp	Morgan Stanley	1,740
(56,375)	Hanesbrands Inc	Barclays Bank	(22,550)
(31,285)	Hanesbrands Inc	Goldman Sachs	10,637
10,949	Hanesbrands Inc	Goldman Sachs	(3,723)
(31,192)	Hanesbrands Inc	Morgan Stanley	(12,477)
12,053	Hanger Inc	Bank of America Merrill Lynch	816
12,262	Hanger Inc	Barclays Bank	(4,285)
14,742	Hanger Inc	Goldman Sachs	1,786
33,434	Hanger Inc	Morgan Stanley	(14,042)
1,018	Hannon Armstrong Sustainable Infrastructure Capital Inc (REIT)	Bank of America Merrill Lynch	2,382
(13,150)	Hannon Armstrong Sustainable Infrastructure Capital Inc (REIT)	Barclays Bank	170
(4,270)	Hannon Armstrong Sustainable Infrastructure Capital Inc (REIT)	Goldman Sachs	(7,660)
3,173	Hannon Armstrong Sustainable Infrastructure Capital Inc (REIT)	Goldman Sachs	7,425
(8,894)	Hannon Armstrong Sustainable Infrastructure Capital Inc (REIT)	Morgan Stanley	(2,381)
3,729	Hanover Insurance Group Inc	Bank of America Merrill Lynch	(11,858)
6,114	Hanover Insurance Group Inc	Barclays Bank	(2,996)
3,955	Hanover Insurance Group Inc	Goldman Sachs	(12,577)
(4,783)	Hanover Insurance Group Inc	Goldman Sachs	15,210
4,181	Hanover Insurance Group Inc	HSBC	(2,885)
(3,601)	Hanover Insurance Group Inc	HSBC	2,485

保有高	銘柄	取引相手	未実現純評価 益 / (損) (米ドル)
	米国(続き)		
10,571	Hanover Insurance Group Inc	Morgan Stanley	(5,180)
(1,881)	Hanover Insurance Group Inc	Morgan Stanley	922
(35,024)	HarborOne Bancorp Inc	Bank of America Merrill Lynch	2,977
(29,870)	HarborOne Bancorp Inc	Barclays Bank	(8,961)
(97,518)	HarborOne Bancorp Inc	Goldman Sachs	8,289
(25,161)	HarborOne Bancorp Inc	HSBC	(21,387)
(60,488)	HarborOne Bancorp Inc	Morgan Stanley	(18,146)
(10,402)	Harley-Davidson Inc	Bank of America Merrill Lynch	36,303
11,927	Harley-Davidson Inc	Barclays Bank	11,211
1,676	Harley-Davidson Inc	Goldman Sachs	1,350
12,039	Harley-Davidson Inc	Morgan Stanley	11,317
3,076	Harmonic Inc	Bank of America Merrill Lynch	92
83,321	Harmonic Inc	Barclays Bank	1,666
28,082	Harmonic Inc	Goldman Sachs	842
4,623	Harmonic Inc	Morgan Stanley	92
8,396	Harmony Biosciences Holdings Inc	Barclays Bank	(5,793)
6,905	Harmony Biosciences Holdings Inc	Goldman Sachs	14,431
4,161	Harmony Biosciences Holdings Inc	HSBC	21,471
3,478	Harmony Biosciences Holdings Inc	Morgan Stanley	(2,400)
5,058	Harpoon Therapeutics Inc	Morgan Stanley	8,700
(7,587)	Harrow Health Inc	Bank of America Merrill Lynch	1,062
(26,362)	Harrow Health Inc	Barclays Bank	21,880
(21,358)	Harrow Health Inc	Goldman Sachs	2,990
(12,067)	Harsco Corp	HSBC	(10,740)
(8,689)	Harsco Corp	Morgan Stanley	434
1,626	Hartford Financial Services Group Inc	Bank of America Merrill Lynch	(1,301)
13,164	Hartford Financial Services Group Inc	Barclays Bank	1,448
1,771	Hartford Financial Services Group Inc	HSBC	(956)
(12,137)	Hartford Financial Services Group Inc	Morgan Stanley	(1,335)
(14,106)	Harvard Bioscience Inc	Barclays Bank	3,809
(66,304)	Harvard Bioscience Inc	Goldman Sachs	23,206
4,961	Hasbro Inc	Barclays Bank	9,178
871	Hasbro Inc	HSBC	(2,979)
1,391	Haverty Furniture Cos Inc	Bank of America Merrill Lynch	(849)
13,926	Haverty Furniture Cos Inc	Morgan Stanley	27,573
(35,601)	Hawaiian Electric Industries Inc	Bank of America Merrill Lynch	46,993
(8,555)	Hawaiian Electric Industries Inc	Barclays Bank	5,989
(7,066)	Hawaiian Electric Industries Inc	Goldman Sachs	9,327
(6,333)	Hawaiian Electric Industries Inc	HSBC	14,566
(16,496)	Hawaiian Electric Industries Inc	Morgan Stanley	11,547
50,682	Hawaiian Holdings Inc	Morgan Stanley	23,314
11,772	Hawkins Inc	Bank of America Merrill Lynch	12,007
42,004	Hawkins Inc	Barclays Bank	36,964
4,959	Hawkins Inc	Goldman Sachs	5,058
(1,869)	Hawthorn Bancshares Inc	Bank of America Merrill Lynch	(1,626)

保有高	銘柄	取引相手	未実現純評価 益 / (損) (米ドル)
	米国(続き)		
(2,646)	Hawthorn Bancshares Inc	Barclays Bank	(1,985)
(3,359)	Hawthorn Bancshares Inc	Goldman Sachs	(2,922)
(5,161)	Hawthorn Bancshares Inc	Morgan Stanley	(3,871)
(13,118)	Haynes International Inc	Goldman Sachs	(31,221)
(15,567)	Haynes International Inc	HSBC	(28,176)
16,541	HB Fuller Co	Barclays Bank	29,774
8,510	HB Fuller Co	Goldman Sachs	255
36,794	HBT Financial Inc	Barclays Bank	2,576
25,792	HBT Financial Inc	Goldman Sachs	(11,864)
13,473	HBT Financial Inc	HSBC	-
58,872	HBT Financial Inc	Morgan Stanley	4,121
(80,083)	HC2 Holdings Inc	Barclays Bank	9,610
(6,376)	HCA Healthcare Inc	Barclays Bank	(55,280)
(4,592)	HCA Healthcare Inc	Goldman Sachs	(24,292)
1,233	HCA Healthcare Inc	Goldman Sachs	3,486
1,403	HCA Healthcare Inc	HSBC	9,567
(962)	HCA Healthcare Inc	Morgan Stanley	(8,341)
2,807	HCA Healthcare Inc	Morgan Stanley	7,692
(1,792)	HCI Group Inc	Bank of America Merrill Lynch	(169)
(4,336)	Health Catalyst Inc	Bank of America Merrill Lynch	(28,271)
(5,820)	Health Catalyst Inc	Barclays Bank	(9,836)
(3,698)	Health Catalyst Inc	Morgan Stanley	(6,250)
(251)	Healthcare Realty Trust Inc (REIT)	Bank of America Merrill Lynch	(88)
5,007	Healthcare Realty Trust Inc (REIT)	Bank of America Merrill Lynch	1,752
688	Healthcare Realty Trust Inc (REIT)	Barclays Bank	(172)
(37,327)	Healthcare Realty Trust Inc (REIT)	Goldman Sachs	(13,064)
7,799	Healthcare Realty Trust Inc (REIT)	Goldman Sachs	2,730
(20,512)	Healthcare Realty Trust Inc (REIT)	HSBC	26,666
(69,485)	Healthcare Realty Trust Inc (REIT)	Morgan Stanley	17,372
(4,224)	Healthcare Services Group Inc	Bank of America Merrill Lynch	(6)
(9,262)	Healthcare Services Group Inc	Goldman Sachs	2,502
(16,037)	Healthcare Services Group Inc	Morgan Stanley	6,037
6,460	Healthcare Trust of America Inc 'A' (REIT)	Barclays Bank	(3,359)
17,612	Healthcare Trust of America Inc 'A' (REIT)	HSBC	(17,260)
(765)	Healthcare Trust of America Inc 'A' (REIT)	Morgan Stanley	398
14,410	Healthcare Trust of America Inc 'A' (REIT)	Morgan Stanley	(6,780)
(2,787)	HealthEquity Inc	Bank of America Merrill Lynch	(18,366)
(6,124)	HealthEquity Inc	Barclays Bank	(33,009)
(19,418)	HealthEquity Inc	Goldman Sachs	(126,644)
(6,657)	HealthEquity Inc	Morgan Stanley	(28,206)
20,415	Healthpeak Properties Inc (REIT)	Barclays Bank	(1,429)
27,655	Healthpeak Properties Inc (REIT)	Goldman Sachs	1,659
28,976	Healthpeak Properties Inc (REIT)	HSBC	(3,767)

保有高	銘柄	取引相手	未実現純評価 益/(損) (米ドル)
	米国(続き)		
14,873	Healthpeak Properties Inc (REIT)	Morgan Stanley	(1,041)
11,803	HealthStream Inc	Bank of America Merrill Lynch	4,249
21,751	HealthStream Inc	Barclays Bank	(9,353)
37,966	HealthStream Inc	Goldman Sachs	13,668
(74,252)	Heartland Express Inc	Barclays Bank	6,683
(33,735)	Heartland Express Inc	Goldman Sachs	18,892
15,018	Heartland Financial USA Inc	Bank of America Merrill Lynch	(8,410)
23,432	Heartland Financial USA Inc	Barclays Bank	(3,983)
27,384	Heartland Financial USA Inc	Goldman Sachs	(15,335)
30,315	Heartland Financial USA Inc	HSBC	7,579
24,195	Heartland Financial USA Inc	Morgan Stanley	(4,113)
(14,343)	Hecla Mining Co	Goldman Sachs	(2,725)
(42,077)	Hecla Mining Co	Morgan Stanley	(5,470)
1,201	HEICO Corp	Bank of America Merrill Lynch	8,011
(358)	HEICO Corp	Bank of America Merrill Lynch	(2,388)
2,796	HEICO Corp	Barclays Bank	14,959
10,882	HEICO Corp	Morgan Stanley	58,219
2,832	HEICO Corp 'A'	Bank of America Merrill Lynch	29,651
6,176	HEICO Corp 'A'	Morgan Stanley	42,306
4,590	Heidrick & Struggles International Inc	Bank of America Merrill Lynch	2,793
5,900	Heidrick & Struggles International Inc	Barclays Bank	7,257
6,728	Heidrick & Struggles International Inc	Goldman Sachs	2,826
4,486	Heidrick & Struggles International Inc	HSBC	5,697
25,316	Heidrick & Struggles International Inc	Morgan Stanley	26,997
(679)	Helen of Troy Ltd	Bank of America Merrill Lynch	6,661
(2,620)	Helen of Troy Ltd	Barclays Bank	19,100
(1,852)	Helen of Troy Ltd	Goldman Sachs	18,084
(2,990)	Helios Technologies Inc	HSBC	11,541
(14,367)	Helios Technologies Inc	Morgan Stanley	8,382
30,039	Helix Energy Solutions Group Inc	Goldman Sachs	(1,802)
18,307	Helix Energy Solutions Group Inc	HSBC	6,957
8,562	Helix Energy Solutions Group Inc	Morgan Stanley	1,284
(4,352)	Helmerich & Payne Inc	Bank of America Merrill Lynch	10,706
1,138	Helmerich & Payne Inc	Bank of America Merrill Lynch	84
(2,990)	Helmerich & Payne Inc	Barclays Bank	1,136
21,156	Helmerich & Payne Inc	Barclays Bank	(8,039)
(3,232)	Helmerich & Payne Inc	Goldman Sachs	7,951
14,849	Helmerich & Payne Inc	Goldman Sachs	(36,529)
(2,373)	Helmerich & Payne Inc	Morgan Stanley	902
15,314	Hemisphere Media Group Inc	Bank of America Merrill Lynch	(7,504)
12,056	Hemisphere Media Group Inc	Barclays Bank	(8,560)
38,170	Hemisphere Media Group Inc	Goldman Sachs	(18,703)
48,086	Hemisphere Media Group Inc	Morgan Stanley	(34,141)
15,672	Hennessy Advisors Inc	Bank of America Merrill Lynch	1,097
835	Hennessy Advisors Inc	Morgan Stanley	(42)

保有高	銘柄	取引相手	未実現純評価 益 / (損) (米ドル)
	米国(続き)		
12,929	Henry Schein Inc	Goldman Sachs	(57,663)
15,400	Herbalife Nutrition Ltd	Bank of America Merrill Lynch	38,962
12,839	Herbalife Nutrition Ltd	Barclays Bank	6,933
5,989	Herbalife Nutrition Ltd	Goldman Sachs	15,152
12,860	Herbalife Nutrition Ltd	Morgan Stanley	6,944
(2,189)	Herc Holdings Inc	Bank of America Merrill Lynch	(18,782)
(507)	Herc Holdings Inc	Barclays Bank	(4,578)
144,906	Heritage Commerce Corp	Morgan Stanley	12,317
(12,333)	Heritage Financial Corp	Bank of America Merrill Lynch	(123)
(17,816)	Heritage Financial Corp	Barclays Bank	(3,741)
(18,652)	Heritage Financial Corp	Goldman Sachs	(187)
(14,019)	Heritage Financial Corp	HSBC	(8,692)
(14,574)	Heritage Financial Corp	Morgan Stanley	(3,061)
48,387	Heritage Insurance Holdings Inc	Barclays Bank	(8,710)
47,208	Heritage Insurance Holdings Inc	Goldman Sachs	(14,162)
31,817	Heritage Insurance Holdings Inc	HSBC	(21,680)
39,001	Heritage Insurance Holdings Inc	Morgan Stanley	(7,020)
(7,270)	Heritage-Crystal Clean Inc	Bank of America Merrill Lynch	7,052
(11,087)	Heritage-Crystal Clean Inc	Barclays Bank	17,961
(27,378)	Heritage-Crystal Clean Inc	Goldman Sachs	26,557
(5,462)	Heritage-Crystal Clean Inc	HSBC	7,701
(12,661)	Heritage-Crystal Clean Inc	Morgan Stanley	20,511
22,021	Herman Miller Inc	Barclays Bank	36,335
8,925	Heron Therapeutics Inc	Bank of America Merrill Lynch	(2,499)
30,392	Heron Therapeutics Inc	Barclays Bank	(6,990)
13,547	Heron Therapeutics Inc	Goldman Sachs	(3,793)
10,308	Heron Therapeutics Inc	HSBC	(44,221)
(39,125)	Hersha Hospitality Trust (REIT)	Goldman Sachs	9,390
(9,279)	Hersha Hospitality Trust (REIT)	HSBC	1,485
(22,043)	Hersha Hospitality Trust (REIT)	Morgan Stanley	(7,715)
376	Hershey Co	Bank of America Merrill Lynch	211
5,891	Hershey Co	Barclays Bank	(6,186)
7,538	Hershey Co	Goldman Sachs	4,221
(1,764)	Hershey Co	Goldman Sachs	397
13,710	Hershey Co	Morgan Stanley	(14,396)
142	Heska Corp	Barclays Bank	(995)
8,155	Heska Corp	Morgan Stanley	(57,167)
686	Hess Corp	Bank of America Merrill Lynch	(1,784)
16,753	Hess Corp	Barclays Bank	(6,198)
14,584	Hess Corp	Goldman Sachs	(37,918)
1,570	Hess Corp	Morgan Stanley	(581)
(8,495)	Hess Midstream LP 'A'	Bank of America Merrill Lynch	(12,743)
(17,991)	Hess Midstream LP 'A'	Goldman Sachs	(26,987)
130,853	Hewlett Packard Enterprise Co	Bank of America Merrill Lynch	(75,528)
79,694	Hewlett Packard Enterprise Co	Barclays Bank	(27,736)

保有高	銘柄	取引相手	未実現純評価 益/(損) (米ドル)
	米国(続き)		
14,210	Hewlett Packard Enterprise Co	Goldman Sachs	(3,974)
78,193	Hewlett Packard Enterprise Co	Morgan Stanley	(30,091)
(2,860)	Hexcel Corp	Bank of America Merrill Lynch	(21,193)
(3,825)	Hexcel Corp	Barclays Bank	(19,546)
(5,786)	Hexcel Corp	Goldman Sachs	(40,579)
(2,798)	Hexcel Corp	Morgan Stanley	(14,298)
5,001	HF Enterprises Inc	Barclays Bank	250
(38,020)	HF Foods Group Inc	Barclays Bank	6,844
(12,848)	HF Foods Group Inc	Morgan Stanley	2,313
9,535	Hibbett Sports Inc	Morgan Stanley	58,163
4,565	HighPeak Energy Inc	Barclays Bank	2,088
2,811	HighPeak Energy Inc	HSBC	1,604
2,569	HighPeak Energy Inc	Morgan Stanley	(194)
(610)	Highwoods Properties Inc (REIT)	Barclays Bank	(8)
(912)	Highwoods Properties Inc (REIT)	Goldman Sachs	(187)
(1,778)	Highwoods Properties Inc (REIT)	HSBC	(199)
(16,375)	Highwoods Properties Inc (REIT)	Morgan Stanley	(9,825)
(145,151)	Hill International Inc	Bank of America Merrill Lynch	(24,676)
(41,500)	Hill International Inc	Morgan Stanley	2,905
4,355	Hillenbrand Inc	Bank of America Merrill Lynch	(2,961)
14,531	Hillenbrand Inc	Barclays Bank	(8,864)
26,122	Hillenbrand Inc	Goldman Sachs	(17,763)
13,223	Hillenbrand Inc	HSBC	(13,752)
7,950	Hillenbrand Inc	Morgan Stanley	(4,850)
444	Hill-Rom Holdings Inc	Bank of America Merrill Lynch	111
(358)	Hill-Rom Holdings Inc	Bank of America Merrill Lynch	(90)
5,171	Hill-Rom Holdings Inc	Barclays Bank	2,534
7,089	Hill-Rom Holdings Inc	Goldman Sachs	1,772
1,077	Hill-Rom Holdings Inc	HSBC	2,165
5,306	Hill-Rom Holdings Inc	Morgan Stanley	2,600
(2,618)	Hilltop Holdings Inc	Bank of America Merrill Lynch	(1,981)
(20,401)	Hilltop Holdings Inc	Barclays Bank	(19,345)
(33,091)	Hilltop Holdings Inc	HSBC	(49,967)
(8,806)	Hilltop Holdings Inc	Morgan Stanley	(1,549)
28,672	Hilton Grand Vacations Inc	Barclays Bank	(18,063)
(2,278)	Hilton Grand Vacations Inc	Morgan Stanley	1,435
(2,322)	Hilton Worldwide Holdings Inc	Bank of America Merrill Lynch	(8,266)
(1,191)	Hilton Worldwide Holdings Inc	Barclays Bank	(2,001)
(20,864)	Hilton Worldwide Holdings Inc	Goldman Sachs	(74,275)
(6,313)	Hilton Worldwide Holdings Inc	Morgan Stanley	(10,606)
1,758	Hingham Institution For Savings The	Goldman Sachs	(9,933)
1,380	Hingham Institution For Savings The	Morgan Stanley	(483)
3	Histogen Inc	Bank of America Merrill Lynch	-
27,326	HNI Corp	Barclays Bank	17,215
7,697	HNI Corp	Goldman Sachs	3,002

保有高	銘柄	取引相手	未実現純評価 益/(損) (米ドル)
	米国(続き)		
2,618	HNI Corp	HSBC	2,024
929	HNI Corp	Morgan Stanley	585
7,594	HollyFrontier Corp	Bank of America Merrill Lynch	(31,895)
5,191	HollyFrontier Corp	Barclays Bank	(8,980)
5,333	HollyFrontier Corp	Goldman Sachs	(22,399)
11,304	HollyFrontier Corp	HSBC	(30,069)
(1,468)	HollyFrontier Corp	HSBC	3,171
9,721	HollyFrontier Corp	Morgan Stanley	(16,817)
3,013	Hologic Inc	Goldman Sachs	1,265
4,818	Hologic Inc	Morgan Stanley	1,542
(7,336)	Home Bancorp Inc	Barclays Bank	4,695
(11,776)	Home Bancorp Inc	Goldman Sachs	(8,361)
(3,588)	Home Bancorp Inc	HSBC	(215)
(7,651)	Home Bancorp Inc	Morgan Stanley	4,897
(60,871)	Home BancShares Inc	Barclays Bank	4,261
(66,122)	Home BancShares Inc	Goldman Sachs	38,351
(1,102)	Home Depot Inc	Barclays Bank	477
3,534	Home Depot Inc	Morgan Stanley	14,383
(23,715)	Home Point Capital Inc	Goldman Sachs	(711)
10,320	HomeTrust Bancshares Inc	Bank of America Merrill Lynch	(7,430)
19,708	HomeTrust Bancshares Inc	Barclays Bank	2,168
1,345	HomeTrust Bancshares Inc	Goldman Sachs	(968)
4,970	Homology Medicines Inc	Bank of America Merrill Lynch	1,143
33,885	Homology Medicines Inc	Barclays Bank	21,009
6,909	Homology Medicines Inc	Goldman Sachs	1,589
3,012	Homology Medicines Inc	Morgan Stanley	1,867
2,180	Honeywell International Inc	Bank of America Merrill Lynch	9,679
4,804	Honeywell International Inc	Barclays Bank	28,392
(4,959)	Honeywell International Inc	Barclays Bank	(29,308)
(2,240)	Honeywell International Inc	Goldman Sachs	(10,419)
744	Honeywell International Inc	HSBC	(22)
(5,880)	Honeywell International Inc	HSBC	176
18,850	Honeywell International Inc	Morgan Stanley	111,403
2,376	Hooker Furniture Corp	Barclays Bank	(2,084)
18,446	Hooker Furniture Corp	Morgan Stanley	(26,009)
3,317	Hookipa Pharma Inc	Barclays Bank	-
1,720	Hookipa Pharma Inc	Goldman Sachs	(2,391)
4,687	Hookipa Pharma Inc	Morgan Stanley	-
(60,950)	Hope Bancorp Inc	Goldman Sachs	28,037
(32,760)	Hope Bancorp Inc	HSBC	328
(104,908)	Hope Bancorp Inc	Morgan Stanley	9,442
(2,976)	Horace Mann Educators Corp	Bank of America Merrill Lynch	(518)
(535)	Horace Mann Educators Corp	Barclays Bank	(402)
(1,073)	Horace Mann Educators Corp	Goldman Sachs	(592)
(1,947)	Horace Mann Educators Corp	HSBC	273

保有高	銘柄	取引相手	未実現純評価 益/(損) (米ドル)
	米国(続き)		
(9,680)	Horizon Bancorp Inc	Barclays Bank	(678)
(93,883)	Horizon Bancorp Inc	Goldman Sachs	(2,816)
(38,317)	Horizon Bancorp Inc	HSBC	(18,775)
(91,119)	Horizon Bancorp Inc	Morgan Stanley	(6,378)
(25,409)	Horizon Global Corp	Bank of America Merrill Lynch	(48,023)
(5,454)	Horizon Therapeutics Plc	Barclays Bank	19,416
(2,661)	Horizon Therapeutics Plc	HSBC	(14,423)
(10,343)	Horizon Therapeutics Plc	Morgan Stanley	36,821
(5,348)	Hormel Foods Corp	Bank of America Merrill Lynch	(10,643)
(24,371)	Hormel Foods Corp	Barclays Bank	17,547
(30,502)	Hormel Foods Corp	Goldman Sachs	(61,374)
(14,289)	Host Hotels & Resorts Inc (REIT)	Bank of America Merrill Lynch	3,001
(18,088)	Host Hotels & Resorts Inc (REIT)	Barclays Bank	(2,894)
(1,644)	Host Hotels & Resorts Inc (REIT)	Goldman Sachs	(288)
17,040	Host Hotels & Resorts Inc (REIT)	HSBC	1,022
(15,015)	Host Hotels & Resorts Inc (REIT)	HSBC	(901)
(12,736)	Host Hotels & Resorts Inc (REIT)	Morgan Stanley	(2,038)
12,695	Hostess Brands Inc	Bank of America Merrill Lynch	2,856
35,533	Hostess Brands Inc	Barclays Bank	1,421
2,002	Hostess Brands Inc	Goldman Sachs	450
82,076	Hostess Brands Inc	HSBC	11,491
159,016	Hostess Brands Inc	Morgan Stanley	6,217
(13,291)	Houghton Mifflin Harcourt Co	Bank of America Merrill Lynch	(6,513)
(10,980)	Houghton Mifflin Harcourt Co	Barclays Bank	(4,721)
(26,610)	Houghton Mifflin Harcourt Co	Goldman Sachs	(13,039)
(5,400)	Houlihan Lokey Inc	Goldman Sachs	(3,888)
33,122	Houlihan Lokey Inc	Goldman Sachs	23,848
(4,376)	Houlihan Lokey Inc	HSBC	(35,314)
832	Houlihan Lokey Inc	HSBC	6,714
(1,732)	Houlihan Lokey Inc	Morgan Stanley	(831)
21,872	Houlihan Lokey Inc	Morgan Stanley	10,499
(25)	Hovnanian Enterprises Inc 'A'	Bank of America Merrill Lynch	(501)
(3,743)	Hovnanian Enterprises Inc 'A'	Barclays Bank	(63,631)
(49,244)	Howard Bancorp Inc	Bank of America Merrill Lynch	3,447
(7,473)	Howard Hughes Corp	Bank of America Merrill Lynch	(16,245)
(4,125)	Howard Hughes Corp	Barclays Bank	(1,650)
(2,983)	Howard Hughes Corp	Goldman Sachs	(6,473)
(2,131)	Howard Hughes Corp	HSBC	(5,865)
(12,153)	Howard Hughes Corp	Morgan Stanley	(11,224)
(9,718)	Howmet Aerospace Inc	Bank of America Merrill Lynch	(17,201)
11,707	Howmet Aerospace Inc	Bank of America Merrill Lynch	20,597
(10,715)	Howmet Aerospace Inc	Barclays Bank	(15,430)
4,227	Howmet Aerospace Inc	Barclays Bank	6,087
(7,290)	Howmet Aerospace Inc	Goldman Sachs	(12,903)
14,182	Howmet Aerospace Inc	Goldman Sachs	27,271

保有高	銘柄	取引相手	未実現純評価 益 / (損) (米ドル)
	米国(続き)		
(14,393)	Howmet Aerospace Inc	HSBC	(41,740)
833	Howmet Aerospace Inc	HSBC	1,424
(46,929)	Howmet Aerospace Inc	Morgan Stanley	(67,578)
31,356	Howmet Aerospace Inc	Morgan Stanley	45,153
(23,870)	HP Inc	Bank of America Merrill Lynch	87,655
18,472	HP Inc	Barclays Bank	(56,894)
10,697	HP Inc	Goldman Sachs	(40,756)
(6,234)	HP Inc	Goldman Sachs	19,587
21,941	HP Inc	HSBC	(132,085)
(9,896)	HP Inc	Morgan Stanley	30,480
3,110	Hub Group Inc 'A'	Bank of America Merrill Lynch	(14,399)
2,377	Hub Group Inc 'A'	Barclays Bank	(713)
2,015	Hub Group Inc 'A'	Goldman Sachs	(9,329)
17,689	Hub Group Inc 'A'	HSBC	(63,680)
46,934	Hub Group Inc 'A'	Morgan Stanley	(14,080)
(648)	Hubbell Inc	Bank of America Merrill Lynch	1,452
(516)	Hubbell Inc	Barclays Bank	(882)
(3,576)	Hubbell Inc	Goldman Sachs	7,486
(347)	Hubbell Inc	HSBC	2,377
1,713	Hubbell Inc	Morgan Stanley	2,929
(409)	Hubbell Inc	Morgan Stanley	(161)
1,415	HubSpot Inc	Bank of America Merrill Lynch	12,267
606	HubSpot Inc	Barclays Bank	(1,557)
922	HubSpot Inc	Goldman Sachs	10,377
862	HubSpot Inc	HSBC	15,473
1,196	HubSpot Inc	Morgan Stanley	(2,914)
20,183	Hudson Pacific Properties Inc (REIT)	Barclays Bank	-
(34,903)	Hudson Pacific Properties Inc (REIT)	Barclays Bank	-
18,943	Hudson Pacific Properties Inc (REIT)	Goldman Sachs	41,864
(1,022)	Hudson Pacific Properties Inc (REIT)	Morgan Stanley	-
(657)	Humana Inc	Bank of America Merrill Lynch	8,383
604	Humana Inc	Goldman Sachs	(7,707)
(1,212)	Humana Inc	HSBC	22,572
1,468	Huntington Bancshares Inc	HSBC	159
99	Huntington Ingalls Industries Inc	Bank of America Merrill Lynch	(62)
(1,396)	Huntington Ingalls Industries Inc	Bank of America Merrill Lynch	(553)
2,775	Huntington Ingalls Industries Inc	Barclays Bank	722
482	Huntington Ingalls Industries Inc	Goldman Sachs	451
(926)	Huntington Ingalls Industries Inc	Goldman Sachs	583
3,073	Huntington Ingalls Industries Inc	Morgan Stanley	799
(1,213)	Huntington Ingalls Industries Inc	Morgan Stanley	(315)
(24,468)	Huntsman Corp	HSBC	65,330
(42,846)	Huntsman Corp	Morgan Stanley	1,714
5,498	Hurco Cos Inc	Bank of America Merrill Lynch	(4,014)
5,577	Hurco Cos Inc	Barclays Bank	(1,840)

保有高	銘柄	取引相手	未実現純評価 益/(損) (米ドル)
	米国(続き)		
6,095	Hurco Cos Inc	Goldman Sachs	(4,449)
4,059	Hurco Cos Inc	HSBC	528
8,633	Hurco Cos Inc	Morgan Stanley	(2,849)
(10,075)	Huron Consulting Group Inc	Barclays Bank	6,851
(4,938)	Huron Consulting Group Inc	Goldman Sachs	4,000
(3,890)	Huron Consulting Group Inc	Morgan Stanley	2,645
(93,904)	Huttig Building Products Inc	Morgan Stanley	46,013
(303)	Hyatt Hotels Corp 'A'	Bank of America Merrill Lynch	125
4,592	Hyatt Hotels Corp 'A'	Barclays Bank	3,511
2,328	Hyatt Hotels Corp 'A'	Goldman Sachs	605
1,922	Hyatt Hotels Corp 'A'	HSBC	1,419
16,481	Hyatt Hotels Corp 'A'	Morgan Stanley	18,235
(13,332)	Hyatt Hotels Corp 'A'	Morgan Stanley	(15,732)
1,629	Hydrofarm Holdings Group Inc	Bank of America Merrill Lynch	8,015
1,114	Hydrofarm Holdings Group Inc	Goldman Sachs	5,481
2,335	Hydrofarm Holdings Group Inc	HSBC	654
778	Hydrofarm Holdings Group Inc	Morgan Stanley	6,667
(5,270)	HyreCar Inc	Bank of America Merrill Lynch	3,411
(4,915)	HyreCar Inc	Barclays Bank	2,478
(175)	Hyster-Yale Materials Handling Inc	Bank of America Merrill Lynch	(261)
(1,247)	Hyster-Yale Materials Handling Inc	Barclays Bank	823
(200)	Hyster-Yale Materials Handling Inc	Goldman Sachs	286
(97)	Hyster-Yale Materials Handling Inc	HSBC	(213)
(7,109)	Hyster-Yale Materials Handling Inc	Morgan Stanley	4,022
(11,228)	I3 Verticals Inc 'A'	Bank of America Merrill Lynch	(8,833)
(12,775)	I3 Verticals Inc 'A'	Barclays Bank	4,195
(7,433)	I3 Verticals Inc 'A'	Goldman Sachs	(4,504)
(4,525)	I3 Verticals Inc 'A'	Morgan Stanley	(220)
8,055	IAA Inc	Bank of America Merrill Lynch	(5,075)
12,630	IAA Inc	Barclays Bank	(19,324)
45,039	IAA Inc	Goldman Sachs	(24,264)
4,080	IAA Inc	HSBC	(2,176)
4,081	IAA Inc	Morgan Stanley	(6,244)
(675)	IAC Via InterActive Corp	Bank of America Merrill Lynch	44,017
(4,519)	IAC Via InterActive Corp	Barclays Bank	420,990
(345)	IAC Via InterActive Corp	Goldman Sachs	22,497
(9,398)	IAC Via InterActive Corp	Morgan Stanley	875,518
1,280	IBEX Holdings Ltd	Bank of America Merrill Lynch	(1,715)
3,706	IBEX Holdings Ltd	Barclays Bank	(1,668)
6,222	IBEX Holdings Ltd	Goldman Sachs	(8,337)
488	IBEX Holdings Ltd	Morgan Stanley	(220)
(82,022)	iBio Inc	Barclays Bank	3,281
(14,103)	iBio Inc	Goldman Sachs	(1,269)
(6,042)	iCAD Inc	Goldman Sachs	(6,405)
(9,977)	iCAD Inc	HSBC	(9,279)

保有高	銘柄	取引相手	未実現純評価 益/(損) (米ドル)
	米国(続き)		
(1,315)	iCAD Inc	Morgan Stanley	302
1,372	ICF International Inc	Goldman Sachs	(7,176)
8,734	ICF International Inc	Morgan Stanley	(22,883)
10,340	Ichor Holdings Ltd	Bank of America Merrill Lynch	66,486
550	Ichor Holdings Ltd	Barclays Bank	1,601
21,824	Ichor Holdings Ltd	Goldman Sachs	140,328
(1,553)	ICU Medical Inc	Goldman Sachs	(12,207)
(1,817)	ICU Medical Inc	HSBC	(14,663)
(1,612)	ICU Medical Inc	Morgan Stanley	(5,755)
12,383	IDACORP Inc	Bank of America Merrill Lynch	(35,292)
16,564	IDACORP Inc	Goldman Sachs	(47,207)
12,743	IDACORP Inc	Morgan Stanley	(33,387)
(5,235)	Ideaya Biosciences Inc	Bank of America Merrill Lynch	(1,124)
(2,674)	Ideaya Biosciences Inc	Barclays Bank	-
(4,416)	Ideaya Biosciences Inc	Goldman Sachs	(1,281)
(12,958)	Identiv Inc	Bank of America Merrill Lynch	(13,476)
(13,759)	Identiv Inc	Barclays Bank	16,373
(17,725)	Identiv Inc	Goldman Sachs	(18,434)
(20,786)	Idera Pharmaceuticals Inc	Bank of America Merrill Lynch	(2,494)
(35,875)	Idera Pharmaceuticals Inc	Barclays Bank	(2,870)
(2,615)	IDEX Corp	Bank of America Merrill Lynch	(255)
(4,860)	IDEX Corp	Barclays Bank	(9,234)
2,970	IDEX Corp	Barclays Bank	3,203
(10,369)	IDEX Corp	Goldman Sachs	5,639
817	IDEX Corp	Goldman Sachs	302
1,039	IDEX Corp	HSBC	213
(8,388)	IDEX Corp	Morgan Stanley	(13,144)
2,419	IDEXX Laboratories Inc	Bank of America Merrill Lynch	83,431
4,189	IDEXX Laboratories Inc	Barclays Bank	35,187
529	IDEXX Laboratories Inc	Goldman Sachs	12,185
39	IDEXX Laboratories Inc	HSBC	1,207
2,032	IDEXX Laboratories Inc	Morgan Stanley	9,839
20,166	IDT Corp 'B'	Morgan Stanley	(8,268)
(12,040)	IES Holdings Inc	Bank of America Merrill Lynch	(30,220)
(5,974)	IES Holdings Inc	Morgan Stanley	(8,304)
1,163	IGM Biosciences Inc	Goldman Sachs	7,641
395	IGM Biosciences Inc	HSBC	3,551
626	IGM Biosciences Inc	Morgan Stanley	4,088
5,468	iHeartMedia Inc 'A'	HSBC	1,695
13,192	iHeartMedia Inc 'A'	Morgan Stanley	9,762
4,237	IHS Markit Ltd	HSBC	(10,126)
13,509	IHS Markit Ltd	Morgan Stanley	2,432
(2,195)	II-VI Inc	Bank of America Merrill Lynch	(8,341)
(2,818)	II-VI Inc	Barclays Bank	(2,959)
2,679	II-VI Inc	Goldman Sachs	6,812

保有高	銘柄	取引相手	未実現純評価 益/(損) (米ドル)
	米国(続き)		
(1,445)	II-VI Inc	HSBC	(7,745)
(6,449)	II-VI Inc	Morgan Stanley	(6,771)
5,658	Illinois Tool Works Inc	Barclays Bank	(1,754)
(6,715)	Illinois Tool Works Inc	Goldman Sachs	1,557
823	Illinois Tool Works Inc	Goldman Sachs	(158)
(715)	Illumina Inc	Bank of America Merrill Lynch	(18,704)
(951)	Illumina Inc	Morgan Stanley	(5,373)
2,770	IMARA Inc	Goldman Sachs	(2,161)
1,673	IMARA Inc	HSBC	535
1,586	IMARA Inc	Morgan Stanley	(301)
1,730	IMAX Corp	Bank of America Merrill Lynch	1,280
6,552	IMAX Corp	Barclays Bank	(1,179)
5,994	IMAX Corp	Goldman Sachs	4,436
5,810	IMAX Corp	HSBC	5,322
15,476	IMAX Corp	Morgan Stanley	(2,745)
(8,841)	Immersion Corp	Morgan Stanley	(2,980)
(8,803)	Immunic Inc	Bank of America Merrill Lynch	(2,905)
(1,232)	Immunic Inc	Barclays Bank	(517)
(4,227)	Immunic Inc	Goldman Sachs	(1,395)
(2,209)	ImmunityBio Inc	Barclays Bank	(4,087)
(28,094)	ImmunoGen Inc	HSBC	9,271
(13,956)	ImmunoGen Inc	Morgan Stanley	3,070
(7,404)	Immunovant Inc	Barclays Bank	3,258
(2,660)	Immunovant Inc	Goldman Sachs	904
1,584	Impel Neuropharma Inc	HSBC	(281)
(1,044)	Impinj Inc	Barclays Bank	(793)
(4,271)	Impinj Inc	HSBC	(25,156)
(2,280)	Inari Medical Inc	Bank of America Merrill Lynch	(12,129)
(4,912)	Inari Medical Inc	Barclays Bank	786
(5,741)	Inari Medical Inc	Goldman Sachs	(30,542)
(223)	Inari Medical Inc	HSBC	535
(1,199)	Inari Medical Inc	Morgan Stanley	192
(1,680)	Incyte Corp	Bank of America Merrill Lynch	(2,537)
(8,654)	Incyte Corp	Goldman Sachs	(13,067)
(14,508)	Independence Holding Co	Bank of America Merrill Lynch	6,238
(12,405)	Independence Holding Co	Morgan Stanley	24,562
(53,656)	Independence Realty Trust Inc (REIT)	Bank of America Merrill Lynch	(46,144)
(35,380)	Independence Realty Trust Inc (REIT)	Goldman Sachs	(30,427)
(56,687)	Independence Realty Trust Inc (REIT)	HSBC	(41,382)
(63,153)	Independence Realty Trust Inc (REIT)	Morgan Stanley	(20,209)
108,439	Independent Bank Corp	Bank of America Merrill Lynch	(29,279)
43,625	Independent Bank Corp	Barclays Bank	(1,309)
38,339	Independent Bank Corp	Goldman Sachs	(10,352)
11,478	Independent Bank Corp	HSBC	(344)
56,195	Independent Bank Corp	Morgan Stanley	(1,686)

保有高	銘柄	取引相手	未実現純評価 益/(損) (米ドル)
	米国(続き)		
(5,516)	Independent Bank Group Inc	Bank of America Merrill Lynch	(17,431)
(2,983)	Independent Bank Group Inc	Barclays Bank	(7,666)
(16,155)	Independent Bank Group Inc	Goldman Sachs	(51,050)
(5,830)	Indus Realty Trust Inc (REIT)	Bank of America Merrill Lynch	(10,844)
(10,086)	Indus Realty Trust Inc (REIT)	Goldman Sachs	(18,012)
(1,052)	Indus Realty Trust Inc (REIT)	HSBC	(3,177)
(1,673)	Indus Realty Trust Inc (REIT)	Morgan Stanley	(786)
(26,917)	Industrial Logistics Properties Trust (REIT)	Morgan Stanley	3,499
(9,715)	Infinera Corp	Bank of America Merrill Lynch	(1,669)
(11,597)	Infinera Corp	Barclays Bank	(2,953)
(6,407)	Infinera Corp	Goldman Sachs	(141)
(22,672)	Infinera Corp	Morgan Stanley	(5,441)
23,571	Infinity Pharmaceuticals Inc	Bank of America Merrill Lynch	10,371
14,720	Infinity Pharmaceuticals Inc	Barclays Bank	4,563
11,972	Infinity Pharmaceuticals Inc	Goldman Sachs	5,268
26,123	Infinity Pharmaceuticals Inc	HSBC	10,972
3,761	Information Services Group Inc	Bank of America Merrill Lynch	1,392
23,372	Information Services Group Inc	Barclays Bank	(4,674)
10,811	Information Services Group Inc	Goldman Sachs	4,000
28,124	Information Services Group Inc	HSBC	25,593
38,116	Information Services Group Inc	Morgan Stanley	(7,623)
(12,245)	Infrastructure and Energy Alternatives Inc	Barclays Bank	9,306
2,114	InfuSystem Holdings Inc	Barclays Bank	(4,693)
2,178	InfuSystem Holdings Inc	Morgan Stanley	(4,835)
31	Ingersoll Rand Inc	Bank of America Merrill Lynch	27
28,857	Ingersoll Rand Inc	Barclays Bank	1,443
4,037	Ingersoll Rand Inc	HSBC	3,584
(11,352)	Ingersoll Rand Inc	Morgan Stanley	(568)
(1,529)	Ingevity Corp	Bank of America Merrill Lynch	10,856
(18,246)	Ingevity Corp	Barclays Bank	63,314
(13,848)	Ingevity Corp	Goldman Sachs	98,321
(662)	Ingevity Corp	HSBC	2,919
(332)	Ingevity Corp	Morgan Stanley	1,152
(3,020)	Ingles Markets Inc 'A'	Bank of America Merrill Lynch	(1,087)
(12,055)	Ingles Markets Inc 'A'	Barclays Bank	(4,460)
(5,443)	Ingles Markets Inc 'A'	Goldman Sachs	(1,959)
4,190	Ingredion Inc	Barclays Bank	(4,609)
2,628	Ingredion Inc	Morgan Stanley	(2,891)
(5,014)	Inhibrx Inc	Bank of America Merrill Lynch	(12,861)
(6,107)	Inmune Bio Inc	Barclays Bank	(4,275)
(10,580)	Innodata Inc	Bank of America Merrill Lynch	1,693
(13,471)	Innodata Inc	Barclays Bank	3,502
(3,851)	Innodata Inc	Goldman Sachs	616
7,919	Innospec Inc	Bank of America Merrill Lynch	6,289
718	Innospec Inc	Barclays Bank	337

保有高	銘柄	取引相手	未実現純評価 益/(損) (米ドル)
	米国(続き)		
6,658	Innospec Inc	Goldman Sachs	5,659
3,759	Innospec Inc	HSBC	2,843
17,867	Innospec Inc	Morgan Stanley	6,409
(75,605)	Innoviva Inc	Bank of America Merrill Lynch	(42,532)
(39,282)	Innoviva Inc	Barclays Bank	3,535
(23,956)	Innoviva Inc	Goldman Sachs	(10,872)
(2,637)	Innoviva Inc	Morgan Stanley	237
1,704	Inogen Inc	Barclays Bank	(1,977)
7,051	Inogen Inc	Morgan Stanley	(8,179)
(2,720)	Inotiv Inc	Bank of America Merrill Lynch	(10,554)
(8,526)	Inotiv Inc	Barclays Bank	9,720
4,191	Inovalon Holdings Inc 'A'	HSBC	6,748
37,096	Inovalon Holdings Inc 'A'	Morgan Stanley	22,629
8,672	Inovio Pharmaceuticals Inc	Bank of America Merrill Lynch	6,504
5,613	Inovio Pharmaceuticals Inc	Barclays Bank	2,189
11,033	Inovio Pharmaceuticals Inc	Goldman Sachs	8,275
2,463	Inovio Pharmaceuticals Inc	HSBC	2,167
6,403	Inozyme Pharma Inc	Barclays Bank	(5,699)
5,796	Inozyme Pharma Inc	Goldman Sachs	2,666
7,461	Inozyme Pharma Inc	Morgan Stanley	(6,640)
(12,290)	Inseego Corp	Bank of America Merrill Lynch	(10,601)
(16,812)	Inseego Corp	Barclays Bank	(8,574)
(3,223)	Inseego Corp	Goldman Sachs	(1,205)
3,402	Insight Enterprises Inc	Bank of America Merrill Lynch	11,839
13,578	Insight Enterprises Inc	Goldman Sachs	47,251
8,688	Insmed Inc	Goldman Sachs	343
11,394	Insmed Inc	Morgan Stanley	2,777
3,192	Insp erity Inc	Bank of America Merrill Lynch	5,187
11,252	Insp erity Inc	Barclays Bank	7,426
923	Insp erity Inc	Goldman Sachs	3,055
7,522	Insp erity Inc	HSBC	29,764
2,812	Insp erity Inc	Morgan Stanley	1,856
(1,932)	Insp ire Medical Systems Inc	Bank of America Merrill Lynch	(49,981)
386	Insp ire Medical Systems Inc	Bank of America Merrill Lynch	532
(298)	Insp ire Medical Systems Inc	Barclays Bank	(3,698)
(579)	Insp ire Medical Systems Inc	Goldman Sachs	(14,979)
177	Insp ire Medical Systems Inc	Goldman Sachs	(215)
139	Insp ire Medical Systems Inc	Morgan Stanley	1,725
(6,787)	Insp ired Entertainment Inc	Bank of America Merrill Lynch	(20,497)
(5,753)	Insp ired Entertainment Inc	Morgan Stanley	(6,041)
(5,955)	Installed Building Products Inc	Bank of America Merrill Lynch	13,697
(9,519)	Installed Building Products Inc	Barclays Bank	(32,079)
(2,758)	Installed Building Products Inc	Morgan Stanley	(1,780)
(1,048)	Insteel Industries Inc	Bank of America Merrill Lynch	3,815
(14,016)	Insteel Industries Inc	Goldman Sachs	41,663

保有高	銘柄	取引相手	未実現純評価 益/(損) (米ドル)
	米国(続き)		
(19,282)	Insteel Industries Inc	HSBC	102,966
(4,368)	Insteel Industries Inc	Morgan Stanley	7,557
227	Insulet Corp	Bank of America Merrill Lynch	9,361
920	Insulet Corp	Barclays Bank	11,868
1,090	Insulet Corp	Goldman Sachs	44,952
318	Insulet Corp	HSBC	13,649
2,518	Insulet Corp	Morgan Stanley	32,482
(1,028)	Insulet Corp	Morgan Stanley	(13,261)
2,626	Integer Holdings Corp	Barclays Bank	(6,329)
768	Integer Holdings Corp	Goldman Sachs	(1,920)
3,679	Integer Holdings Corp	HSBC	(5,629)
4,240	Integer Holdings Corp	Morgan Stanley	(10,218)
3,260	Integra LifeSciences Holdings Corp	Morgan Stanley	(3,456)
(3,656)	Integra LifeSciences HoldingsCorp	Morgan Stanley	3,875
3,726	Intel Corp	Bank of America Merrill Lynch	5,260
13,336	Intel Corp	Barclays Bank	2,676
30,253	Intel Corp	Goldman Sachs	38,642
13,759	Intel Corp	HSBC	7,075
43,913	Intel Corp	Morgan Stanley	6,178
(13,911)	Intellia Therapeutics Inc	Bank of America Merrill Lynch	(100,926)
(9,582)	Intellia Therapeutics Inc	Barclays Bank	(76,080)
(1,876)	Intellia Therapeutics Inc	Morgan Stanley	(11,419)
(8,246)	Intellicheck Inc	Bank of America Merrill Lynch	2,391
(56,390)	Intellicheck Inc	Barclays Bank	16,917
(2,099)	Intelligent Systems Corp	Bank of America Merrill Lynch	6,150
(10,595)	Intelligent Systems Corp	Barclays Bank	30,831
(5,080)	Inter Parfums Inc	Bank of America Merrill Lynch	(7,163)
(5,772)	Inter Parfums Inc	Barclays Bank	(13,218)
(4,525)	Inter Parfums Inc	Goldman Sachs	(6,380)
(7,511)	Inter Parfums Inc	HSBC	(31,171)
(14,163)	Inter Parfums Inc	Morgan Stanley	(32,433)
2,196	Interactive Brokers Group Inc 'A'	Barclays Bank	834
9,951	Interactive Brokers Group Inc 'A'	Goldman Sachs	(13,931)
3,770	Interactive Brokers Group Inc 'A'	HSBC	(1,939)
4,101	Interactive Brokers Group Inc 'A'	Morgan Stanley	1,558
(5,723)	Intercept Pharmaceuticals Inc	Barclays Bank	(1,889)
(3,221)	Intercept Pharmaceuticals Inc	Goldman Sachs	2,029
(2,926)	Intercept Pharmaceuticals Inc	Morgan Stanley	(966)
2,492	Intercontinental Exchange Inc	Bank of America Merrill Lynch	374
2,001	Intercontinental Exchange Inc	Barclays Bank	(180)
5,247	Intercontinental Exchange Inc	Goldman Sachs	2,151
5,505	Intercontinental Exchange Inc	Morgan Stanley	(495)
(455)	Intercontinental Exchange Inc	Morgan Stanley	41
(1,254)	InterDigital Inc	Bank of America Merrill Lynch	(11,371)
(3,083)	InterDigital Inc	Barclays Bank	(20,364)

保有高	銘柄	取引相手	未実現純評価 益/(損) (米ドル)
	米国(続き)		
(6,308)	InterDigital Inc	Morgan Stanley	(57,087)
(5,233)	International Bancshares Corp	Bank of America Merrill Lynch	18,525
(1,257)	International Bancshares Corp	Goldman Sachs	4,450
(25,873)	International Bancshares Corp	HSBC	68,563
(43,889)	International Bancshares Corp	Morgan Stanley	47,839
(11,821)	International Business Machines Corp	Barclays Bank	11,585
(28,342)	International Business Machines Corp	Goldman Sachs	38,829
(5,987)	International Flavors & Fragrances Inc	Barclays Bank	1,138
(8,998)	International Flavors & Fragrances Inc	Goldman Sachs	9,717
(701)	International Flavors & Fragrances Inc	HSBC	473
(3,099)	International Flavors & Fragrances Inc	Morgan Stanley	589
17,831	International Game Technology Plc	Bank of America Merrill Lynch	26,527
53,360	International Game Technology Plc	Goldman Sachs	91,795
(4,059)	International Game Technology Plc	Goldman Sachs	(2,077)
12,456	International Game Technology Plc	HSBC	69,873
41,482	International Game Technology Plc	Morgan Stanley	(3,087)
27,834	International Money Express Inc	Goldman Sachs	32,566
23,436	International Money Express Inc	Morgan Stanley	17,108
(14,653)	International Paper Co	Bank of America Merrill Lynch	12,143
(4,564)	International Paper Co	Barclays Bank	5,933
(4,056)	International Paper Co	Goldman Sachs	4,056
(3,227)	International Paper Co	Morgan Stanley	3,627
(8,529)	International Seaways Inc	Barclays Bank	7,676
(15,548)	International Seaways Inc	Goldman Sachs	(2,488)
(8,150)	International Seaways Inc	HSBC	1,875
(1,641)	Interpublic Group of Cos Inc	Bank of America Merrill Lynch	(1,021)
(17,875)	Interpublic Group of Cos Inc	Barclays Bank	(2,463)
(12,797)	Interpublic Group of Cos Inc	Goldman Sachs	(12,292)
(11,370)	Interpublic Group of Cos Inc	Morgan Stanley	(3,648)
21,134	Interpublic Group of Cos Inc	Morgan Stanley	7,608
21,788	Intersect ENT Inc	Barclays Bank	(9,805)
13,264	Intersect ENT Inc	Morgan Stanley	(5,969)
(11,764)	Intevac Inc	Bank of America Merrill Lynch	(13,999)
(30,794)	Intevac Inc	Goldman Sachs	(36,645)
(900)	Intevac Inc	HSBC	(1,089)
(449)	Intra-Cellular Therapies Inc	Bank of America Merrill Lynch	50
(3,114)	Intra-Cellular Therapies Inc	HSBC	(10,712)
(664)	Intra-Cellular Therapies Inc	Morgan Stanley	210
(808)	Intrepid Potash Inc	Bank of America Merrill Lynch	(1,624)
(10,158)	Intrepid Potash Inc	Barclays Bank	(17,472)
(1,431)	Intrepid Potash Inc	Goldman Sachs	(2,876)
(1,624)	Intrepid Potash Inc	HSBC	(1,153)
(28,802)	IntriCon Corp	Goldman Sachs	51,556
(4,660)	IntriCon Corp	HSBC	(5,592)
(9,706)	IntriCon Corp	Morgan Stanley	25,041

保有高	銘柄	取引相手	未実現純評価 益/(損) (米ドル)
	米国(続き)		
2,715	Intuit Inc	Bank of America Merrill Lynch	53,404
1,089	Intuit Inc	Barclays Bank	(1,437)
1,151	Intuit Inc	Goldman Sachs	22,640
338	Intuit Inc	HSBC	15,734
8,264	Intuit Inc	Morgan Stanley	(9,878)
(1,761)	Intuitive Surgical Inc	Bank of America Merrill Lynch	(44,669)
(1,660)	Intuitive Surgical Inc	Barclays Bank	(12,052)
(282)	Intuitive Surgical Inc	HSBC	(2,084)
(2,161)	Intuitive Surgical Inc	Morgan Stanley	(15,689)
15,475	Invacare Corp	Bank of America Merrill Lynch	(4,333)
8,829	Invacare Corp	Barclays Bank	(88)
11,712	Invacare Corp	Goldman Sachs	(3,279)
12,980	Invacare Corp	HSBC	130
4,531	Invacare Corp	Morgan Stanley	(45)
22,994	Invesco Ltd	Barclays Bank	35,181
79,825	Invesco Ltd	Morgan Stanley	122,132
(15,000)	Invesco Mortgage Capital Inc (REIT)	Bank of America Merrill Lynch	1,923
(88,431)	Invesco Mortgage Capital Inc (REIT)	Barclays Bank	9,727
(62,815)	Invesco Mortgage Capital Inc (REIT)	Goldman Sachs	4,406
4,312	Investar Holding Corp	Bank of America Merrill Lynch	172
10,705	Investar Holding Corp	Barclays Bank	(1,499)
10,254	Investar Holding Corp	Goldman Sachs	410
29,732	Investar Holding Corp	HSBC	21,407
12,707	Investar Holding Corp	Morgan Stanley	(1,779)
108,035	Investors Bancorp Inc	Bank of America Merrill Lynch	(28,089)
17,659	Investors Bancorp Inc	Barclays Bank	706
27,330	Investors Bancorp Inc	Goldman Sachs	(7,106)
74,329	Investors Bancorp Inc	HSBC	18,582
1,187	Investors Title Co	Bank of America Merrill Lynch	(6,896)
863	Investors Title Co	Barclays Bank	(1,001)
4,942	Investors Title Co	Goldman Sachs	(28,713)
1,483	Investors Title Co	HSBC	(11,375)
933	Investors Title Co	Morgan Stanley	(1,082)
1,178	Invitae Corp	Bank of America Merrill Lynch	1,732
8,824	Invitae Corp	Barclays Bank	4,765
(3,915)	Invitae Corp	Goldman Sachs	(5,755)
4,240	Invitae Corp	Goldman Sachs	6,233
2,594	Invitation Homes Inc (REIT)	Bank of America Merrill Lynch	2,853
22,078	Invitation Homes Inc (REIT)	Barclays Bank	4,857
41,490	Invitation Homes Inc (REIT)	Goldman Sachs	45,639
40,863	Invitation Homes Inc (REIT)	HSBC	44,950
73,501	Invitation Homes Inc (REIT)	Morgan Stanley	16,170
(2,612)	Ionis Pharmaceuticals Inc	Bank of America Merrill Lynch	423
(2,937)	Ionis Pharmaceuticals Inc	Barclays Bank	(5,795)
(3,265)	Ionis Pharmaceuticals Inc	Goldman Sachs	(5,559)

保有高	銘柄	取引相手	未実現純評価 益/(損) (米ドル)
	米国(続き)		
(4,853)	Ionis Pharmaceuticals Inc	Morgan Stanley	(3,324)
(4,383)	Iovance Biotherapeutics Inc	Goldman Sachs	34,713
(12,545)	Iovance Biotherapeutics Inc	Morgan Stanley	(10,036)
(3,255)	IPG Photonics Corp	Bank of America Merrill Lynch	(41,892)
(3,502)	IPG Photonics Corp	Barclays Bank	(6,023)
2,721	IPG Photonics Corp	Barclays Bank	4,680
(384)	IPG Photonics Corp	Goldman Sachs	(4,942)
(1,753)	IPG Photonics Corp	HSBC	(38,145)
(2,055)	IPG Photonics Corp	Morgan Stanley	(3,535)
204	IPG Photonics Corp	Morgan Stanley	351
(3,121)	IQVIA Holdings Inc	Barclays Bank	7,553
(2,924)	IQVIA Holdings Inc	HSBC	(25,351)
(3,696)	IQVIA Holdings Inc	Morgan Stanley	8,945
8,225	iRadimed Corp	Bank of America Merrill Lynch	(9,212)
6,382	iRadimed Corp	Barclays Bank	(2,042)
4,019	iRadimed Corp	Goldman Sachs	(4,501)
2,129	iRadimed Corp	HSBC	(405)
6,682	iRadimed Corp	Morgan Stanley	(2,138)
(309)	iRhythm Technologies Inc	Bank of America Merrill Lynch	(396)
(2,802)	iRhythm Technologies Inc	Barclays Bank	(2,746)
(1,387)	iRhythm Technologies Inc	Goldman Sachs	(1,775)
(1,731)	iRhythm Technologies Inc	Morgan Stanley	(1,696)
(434)	Iridium Communications Inc	Bank of America Merrill Lynch	(586)
(6,506)	Iridium Communications Inc	Barclays Bank	(5,725)
(802)	Iridium Communications Inc	Goldman Sachs	(1,083)
(13,740)	Iridium Communications Inc	Morgan Stanley	(12,091)
1,381	iRobot Corp	Bank of America Merrill Lynch	1,270
7,955	iRobot Corp	Barclays Bank	33,729
3,727	iRobot Corp	Goldman Sachs	2,601
5,035	iRobot Corp	HSBC	7,452
1,101	iRobot Corp	Morgan Stanley	4,668
939	Iron Mountain Inc (REIT)	Bank of America Merrill Lynch	(9)
7,054	Iron Mountain Inc (REIT)	Barclays Bank	(652)
4,656	Iron Mountain Inc (REIT)	Morgan Stanley	(698)
(14,065)	Ironwood Pharmaceuticals Inc	Goldman Sachs	373
(7,152)	iTeos Therapeutics Inc	Goldman Sachs	31,469
(44,244)	Iteris Inc	Bank of America Merrill Lynch	11,061
(9,336)	Iteris Inc	Goldman Sachs	2,334
(17,355)	Iteris Inc	Morgan Stanley	(5,554)
8,904	Itron Inc	Bank of America Merrill Lynch	54,849
5,195	Itron Inc	Barclays Bank	18,032
1,828	Itron Inc	Goldman Sachs	6,875
1,002	Itron Inc	HSBC	10,271
3,741	Itron Inc	Morgan Stanley	13,554
5,701	ITT Inc	Bank of America Merrill Lynch	815

保有高	銘柄	取引相手	未実現純評価 益/(損) (米ドル)
	米国(続き)		
(2,386)	ITT Inc	Bank of America Merrill Lynch	5,082
13,520	ITT Inc	Barclays Bank	6,010
(649)	ITT Inc	Barclays Bank	(545)
2,704	ITT Inc	Goldman Sachs	3,550
3,892	ITT Inc	Morgan Stanley	1,757
(11,726)	ITT Inc	Morgan Stanley	(9,850)
(29,110)	IVERIC bio Inc	Bank of America Merrill Lynch	(2,329)
(25,788)	IVERIC bio Inc	Goldman Sachs	(2,063)
(32,795)	IZEA Worldwide Inc	Barclays Bank	(1,312)
4,531	J & J Snack Foods Corp	Bank of America Merrill Lynch	28,772
4,102	J & J Snack Foods Corp	Barclays Bank	12,675
506	J & J Snack Foods Corp	HSBC	4,468
5,188	J & J Snack Foods Corp	Morgan Stanley	16,031
6,659	J M Smucker Co	Bank of America Merrill Lynch	(1,465)
8,481	J M Smucker Co	Barclays Bank	(19,676)
2,702	J M Smucker Co	HSBC	(14,050)
7,895	J M Smucker Co	Morgan Stanley	(18,316)
827	J2 Global Inc	Bank of America Merrill Lynch	(546)
1,164	J2 Global Inc	Barclays Bank	(3,573)
1,143	J2 Global Inc	Goldman Sachs	(754)
(388)	J2 Global Inc	HSBC	(1,870)
(6,463)	J2 Global Inc	Morgan Stanley	19,841
9,137	J2 Global Inc	Morgan Stanley	(28,051)
12,999	Jabil Inc	Barclays Bank	14,299
954	Jabil Inc	HSBC	3,215
14,200	Jabil Inc	Morgan Stanley	15,620
847	Jack Henry & Associates Inc	Barclays Bank	(2,253)
(461)	Jack Henry & Associates Inc	Barclays Bank	1,226
3,268	Jack Henry & Associates Inc	HSBC	(15,392)
(2,934)	Jack Henry & Associates Inc	HSBC	13,819
1,696	Jack in the Box Inc	Barclays Bank	(3,138)
3,433	Jack in the Box Inc	Goldman Sachs	(8,651)
(3,401)	Jacobs Engineering Group Inc	Goldman Sachs	(10,135)
(153)	Jacobs Engineering Group Inc	HSBC	43
(19,601)	Jacobs Engineering Group Inc	Morgan Stanley	(47,630)
(10,766)	James River Group Holdings Ltd	HSBC	861
(24,662)	James River Group Holdings Ltd	Morgan Stanley	(46,118)
(630)	Jamf Holding Corp	Bank of America Merrill Lynch	(3,629)
(16,444)	Jamf Holding Corp	Barclays Bank	(53,772)
(3,875)	Jamf Holding Corp	Goldman Sachs	(22,320)
(1,133)	Jamf Holding Corp	HSBC	(4,305)
(3,408)	Jamf Holding Corp	Morgan Stanley	(8,254)
(1,679)	Jazz Pharmaceuticals Plc	Bank of America Merrill Lynch	(915)
(407)	Jazz Pharmaceuticals Plc	Barclays Bank	338
(634)	Jazz Pharmaceuticals Plc	HSBC	(1,287)

保有高	銘柄	取引相手	未実現純評価 益/(損) (米ドル)
	米国(続き)		
(8,274)	Jazz Pharmaceuticals Plc	Morgan Stanley	6,867
(6,253)	JB Hunt Transport Services Inc	Bank of America Merrill Lynch	10,025
(6,958)	JB Hunt Transport Services Inc	Barclays Bank	(1,272)
(8,433)	JB Hunt Transport Services Inc	Goldman Sachs	27,765
(3,463)	JB Hunt Transport Services Inc	HSBC	30,924
(6,114)	JB Hunt Transport Services Inc	Morgan Stanley	(2,752)
6,248	JBG SMITH Properties (REIT)	Barclays Bank	973
(11,974)	JBG SMITH Properties (REIT)	Barclays Bank	2,634
778	JBG SMITH Properties (REIT)	Morgan Stanley	303
(3,798)	JBG SMITH Properties (REIT)	Morgan Stanley	836
22,857	Jefferies Financial Group Inc	Bank of America Merrill Lynch	(2,743)
97,928	Jefferies Financial Group Inc	Barclays Bank	(12,731)
9,070	Jefferies Financial Group Inc	HSBC	(10,612)
15,056	Jefferies Financial Group Inc	Morgan Stanley	(1,957)
6,836	JELD-WEN Holding Inc	Bank of America Merrill Lynch	(2,460)
16,321	JELD-WEN Holding Inc	Barclays Bank	8,813
22,920	JELD-WEN Holding Inc	Goldman Sachs	(3,719)
11,866	JELD-WEN Holding Inc	HSBC	(15,489)
1,567	JELD-WEN Holding Inc	Morgan Stanley	846
6,918	JetBlue Airways Corp	Bank of America Merrill Lynch	4,670
3,139	JetBlue Airways Corp	Barclays Bank	7
5,114	JetBlue Airways Corp	Goldman Sachs	1,798
1,981	JetBlue Airways Corp	HSBC	(143)
1,163	JetBlue Airways Corp	Morgan Stanley	(134)
1,674	JFrog Ltd	Goldman Sachs	8,537
(3,128)	JOANN Inc	Bank of America Merrill Lynch	(4,348)
(1,927)	JOANN Inc	Barclays Bank	(501)
(1,239)	JOANN Inc	Morgan Stanley	(322)
7,203	John B Sanfilippo & Son Inc	Bank of America Merrill Lynch	17,863
1,381	John B Sanfilippo & Son Inc	Barclays Bank	1,989
6,773	John B Sanfilippo & Son Inc	Goldman Sachs	16,797
211	John B Sanfilippo & Son Inc	HSBC	452
6,749	John B Sanfilippo & Son Inc	Morgan Stanley	9,719
6,400	John Bean Technologies Corp	Bank of America Merrill Lynch	21,888
4,714	John Bean Technologies Corp	Barclays Bank	43,086
2,065	John Bean Technologies Corp	Goldman Sachs	7,062
7,394	John Bean Technologies Corp	HSBC	26,101
7,164	John Bean Technologies Corp	Morgan Stanley	65,479
(2,013)	John Wiley & Sons Inc 'A'	Bank of America Merrill Lynch	(880)
(5,282)	John Wiley & Sons Inc 'A'	Barclays Bank	213
407	John Wiley & Sons Inc 'A'	Goldman Sachs	537
(1,505)	John Wiley & Sons Inc 'A'	Goldman Sachs	(1,521)
(8,925)	John Wiley & Sons Inc 'A'	HSBC	(13,685)
3,917	John Wiley & Sons Inc 'A'	Morgan Stanley	(705)
(6,092)	John Wiley & Sons Inc 'A'	Morgan Stanley	1,097

保有高	銘柄	取引相手	未実現純評価 益/(損) (米ドル)
	米国(続き)		
4,281	Johnson & Johnson	Bank of America Merrill Lynch	(1,435)
7,562	Johnson & Johnson	Barclays Bank	(9,831)
1,106	Johnson & Johnson	Goldman Sachs	(1,261)
2,089	Johnson & Johnson	HSBC	(2,131)
14,546	Johnson & Johnson	Morgan Stanley	(12,604)
(3,999)	Johnson Controls International Plc	Barclays Bank	(2,460)
(1,184)	Johnson Controls International Plc	Goldman Sachs	(520)
(1,297)	Johnson Controls International Plc	HSBC	(58)
(78,728)	Johnson Controls International Plc	Morgan Stanley	(141,710)
1,252	Johnson Outdoors Inc 'A'	Bank of America Merrill Lynch	(23,062)
2,495	Johnson Outdoors Inc 'A'	Barclays Bank	(7,759)
1,116	Johnson Outdoors Inc 'A'	Goldman Sachs	(20,557)
7,797	Johnson Outdoors Inc 'A'	HSBC	(87,872)
962	Johnson Outdoors Inc 'A'	Morgan Stanley	(2,992)
(3,453)	Joint Corp	Barclays Bank	(44,578)
(4,496)	Joint Corp	Morgan Stanley	(53,523)
(1,417)	Jones Lang LaSalle Inc	Goldman Sachs	2,813
(212)	Jones Lang LaSalle Inc	HSBC	1,545
(3,848)	Jones Lang LaSalle Inc	Morgan Stanley	26,166
(12,987)	Jounce Therapeutics Inc	Goldman Sachs	(3,377)
(7,468)	JPMorgan Chase & Co	Bank of America Merrill Lynch	3,211
(2,860)	JPMorgan Chase & Co	Barclays Bank	(2,002)
(752)	JPMorgan Chase & Co	HSBC	(2,271)
(17,417)	JPMorgan Chase & Co	Morgan Stanley	(12,192)
(15,144)	Juniper Networks Inc	Bank of America Merrill Lynch	4,187
(74,804)	Juniper Networks Inc	Barclays Bank	38,150
(42,739)	Juniper Networks Inc	Goldman Sachs	8,120
(15,305)	Juniper Networks Inc	HSBC	(836)
(14,267)	Juniper Networks Inc	Morgan Stanley	6,230
(151)	Kadant Inc	Goldman Sachs	720
(3,463)	Kadant Inc	HSBC	48,378
(12,929)	Kadant Inc	Morgan Stanley	3,103
(8,266)	Kadmon Holdings Inc	Bank of America Merrill Lynch	(1,571)
(10,406)	Kadmon Holdings Inc	Goldman Sachs	(1,977)
(4,360)	Kadmon Holdings Inc	HSBC	(1,003)
(25,532)	Kadmon Holdings Inc	Morgan Stanley	(2,298)
1,510	Kaiser Aluminum Corp	Bank of America Merrill Lynch	(5,844)
371	Kaiser Aluminum Corp	Barclays Bank	1,554
1,066	Kaiser Aluminum Corp	Goldman Sachs	(4,125)
281	Kaiser Aluminum Corp	HSBC	(1,347)
332	Kaiser Aluminum Corp	Morgan Stanley	1,391
20,634	Kala Pharmaceuticals Inc	Bank of America Merrill Lynch	5,778
26,394	Kala Pharmaceuticals Inc	Barclays Bank	14,517
26,102	Kala Pharmaceuticals Inc	Goldman Sachs	7,309
3,958	Kala Pharmaceuticals Inc	HSBC	1,544

保有高	銘柄	取引相手	未実現純評価 益/(損) (米ドル)
	米国(続き)		
(4,454)	Kaleido Biosciences Inc	Barclays Bank	(34)
(3,531)	KalVista Pharmaceuticals Inc	Bank of America Merrill Lynch	(777)
(1,775)	KalVista Pharmaceuticals Inc	Barclays Bank	(4,242)
(9,900)	KalVista Pharmaceuticals Inc	Goldman Sachs	(2,178)
(5,033)	Kaman Corp	Bank of America Merrill Lynch	(151)
(2,086)	Kaman Corp	Barclays Bank	(3,797)
(3,890)	Kaman Corp	Goldman Sachs	(117)
(9,041)	Kaman Corp	HSBC	6,871
(38,053)	Kaman Corp	Morgan Stanley	(69,256)
(946)	Kansas City Southern	Barclays Bank	(4,588)
(2,103)	Kansas City Southern	Goldman Sachs	(1,346)
(3,237)	Kansas City Southern	Morgan Stanley	(15,699)
11,206	KAR Auction Services Inc	Barclays Bank	(13,335)
12,010	KAR Auction Services Inc	Goldman Sachs	(4,083)
14,276	KAR Auction Services Inc	Morgan Stanley	(16,988)
722	Karat Packaging Inc	Bank of America Merrill Lynch	1,177
8,410	Karat Packaging Inc	Barclays Bank	8,141
3,500	Karat Packaging Inc	Goldman Sachs	4,459
569	Karat Packaging Inc	HSBC	385
5,625	Karat Packaging Inc	Morgan Stanley	1,527
(1,412)	Karuna Therapeutics Inc	Barclays Bank	10,527
(1,664)	Karuna Therapeutics Inc	Goldman Sachs	459
(1,477)	Karuna Therapeutics Inc	Morgan Stanley	13,088
21,103	Karyopharm Therapeutics Inc	Bank of America Merrill Lynch	3,799
30,674	Karyopharm Therapeutics Inc	Barclays Bank	307
44,863	Karyopharm Therapeutics Inc	Goldman Sachs	6,194
16,848	Karyopharm Therapeutics Inc	HSBC	18,364
15,581	Karyopharm Therapeutics Inc	Morgan Stanley	156
3,775	KB Home	Bank of America Merrill Lynch	3,435
13,953	KB Home	Barclays Bank	45,068
24,880	KB Home	Goldman Sachs	22,225
2,145	KB Home	HSBC	(8,987)
36,474	KB Home	Morgan Stanley	117,811
(432)	KBR Inc	Bank of America Merrill Lynch	61
(7,507)	KBR Inc	Barclays Bank	2,477
(8,179)	KBR Inc	Goldman Sachs	5,556
5,742	KBR Inc	Goldman Sachs	(9,130)
(3,193)	KBR Inc	HSBC	575
(26,249)	KBR Inc	Morgan Stanley	8,662
(20,026)	Kearny Financial Corp	Bank of America Merrill Lynch	6,969
(148,133)	Kearny Financial Corp	Barclays Bank	(7,407)
(128,208)	Kearny Financial Corp	Goldman Sachs	47,269
(7,614)	Kearny Financial Corp	Morgan Stanley	(209)
28,710	Kellogg Co	Bank of America Merrill Lynch	(23,829)
20,462	Kellogg Co	Barclays Bank	(12,482)

保有高	銘柄	取引相手	未実現純評価 益/(損) (米ドル)
	米国(続き)		
22,946	Kellogg Co	Goldman Sachs	(19,045)
9,792	Kellogg Co	HSBC	(26,634)
41,491	Kellogg Co	Morgan Stanley	(25,309)
3,697	Kelly Services Inc 'A'	Bank of America Merrill Lynch	776
46,296	Kelly Services Inc 'A'	Barclays Bank	17,130
24,298	Kelly Services Inc 'A'	Goldman Sachs	5,103
1,579	Kemper Corp	Bank of America Merrill Lynch	(765)
5,567	Kemper Corp	Barclays Bank	819
1,578	Kemper Corp	Goldman Sachs	(4,024)
487	Kemper Corp	HSBC	(1,578)
3,541	Kemper Corp	Morgan Stanley	(226)
(16,439)	Kennametal Inc	Morgan Stanley	20,384
27,503	Kennedy-Wilson Holdings Inc	Barclays Bank	(3,025)
98,232	Kennedy-Wilson Holdings Inc	Goldman Sachs	13,826
47,199	Kennedy-Wilson Holdings Inc	HSBC	(7,552)
49,020	Kennedy-Wilson Holdings Inc	Morgan Stanley	(5,247)
(2,736)	Keros Therapeutics Inc	Bank of America Merrill Lynch	(9,959)
(1,072)	Keros Therapeutics Inc	Barclays Bank	(4,384)
(5,862)	Keros Therapeutics Inc	Goldman Sachs	(19,690)
(16,659)	Keurig Dr Pepper Inc	Bank of America Merrill Lynch	(16,492)
(36,199)	Keurig Dr Pepper Inc	Barclays Bank	(3,620)
(6,231)	Keurig Dr Pepper Inc	Goldman Sachs	(6,169)
(1,842)	Keurig Dr Pepper Inc	HSBC	(1,068)
(4,994)	Keurig Dr Pepper Inc	Morgan Stanley	(499)
518	Key Energy Services Inc	Bank of America Merrill Lynch	865
14,799	Key Tronic Corp	Bank of America Merrill Lynch	(2,664)
(22,485)	KeyCorp	Bank of America Merrill Lynch	10,793
(63,070)	KeyCorp	Barclays Bank	-
(42,728)	KeyCorp	Goldman Sachs	20,509
(35,894)	KeyCorp	HSBC	(2,872)
(43,064)	KeyCorp	Morgan Stanley	-
(993)	Keysight Technologies Inc	Barclays Bank	(1,536)
(6,967)	Keysight Technologies Inc	Goldman Sachs	(12,106)
(1,162)	Keysight Technologies Inc	Morgan Stanley	(1,836)
9,669	Kezar Life Sciences Inc	Bank of America Merrill Lynch	2,321
18,006	Kezar Life Sciences Inc	Barclays Bank	2,161
4,209	Kezar Life Sciences Inc	Goldman Sachs	1,010
7,981	Kezar Life Sciences Inc	HSBC	3,991
1,814	Kezar Life Sciences Inc	Morgan Stanley	218
10,640	Kforce Inc	Barclays Bank	22,450
8,074	Kforce Inc	Goldman Sachs	18,005
23,612	Kforce Inc	HSBC	83,350
10,455	Kforce Inc	Morgan Stanley	22,060
1,622	Kilroy Realty Corp (REIT)	Bank of America Merrill Lynch	5,855
16,393	Kilroy Realty Corp (REIT)	HSBC	45,736

保有高	銘柄	取引相手	未実現純評価 益/(損) (米ドル)
	米国(続き)		
26,041	Kilroy Realty Corp (REIT)	Morgan Stanley	(20,312)
(16,861)	Kimball Electronics Inc	Bank of America Merrill Lynch	(2,529)
(2,195)	Kimball Electronics Inc	Barclays Bank	(329)
(17,544)	Kimball Electronics Inc	Goldman Sachs	(2,632)
(6,722)	Kimball Electronics Inc	Morgan Stanley	(929)
21,560	Kimball International Inc ' B '	Bank of America Merrill Lynch	4,959
31,085	Kimball International Inc ' B '	Barclays Bank	(10,880)
81,333	Kimball International Inc ' B '	Goldman Sachs	18,707
(248)	Kimberly-Clark Corp	Bank of America Merrill Lynch	744
(5,405)	Kimberly-Clark Corp	Barclays Bank	8,053
(19,043)	Kimberly-Clark Corp	Goldman Sachs	57,129
(10,386)	Kimberly-Clark Corp	HSBC	63,450
(23,848)	Kimberly-Clark Corp	Morgan Stanley	35,758
(6,678)	Kimco Realty Corp (REIT)	Barclays Bank	(4,541)
1,389	Kimco Realty Corp (REIT)	Barclays Bank	9
51,537	Kinder Morgan Inc	Bank of America Merrill Lynch	(23,707)
24,391	Kinder Morgan Inc	Barclays Bank	(11,952)
64,240	Kinder Morgan Inc	Goldman Sachs	(29,550)
(1,576)	Kinder Morgan Inc	Goldman Sachs	(5)
22,829	Kinder Morgan Inc	HSBC	2,055
(46,762)	Kinder Morgan Inc	HSBC	(4,209)
28,137	Kinder Morgan Inc	Morgan Stanley	(13,787)
(10,349)	Kinder Morgan Inc	Morgan Stanley	4,472
(18,075)	Kindred Biosciences Inc	Goldman Sachs	(1,265)
10,050	Kiniksa Pharmaceuticals Ltd ' A '	Barclays Bank	(905)
3,271	Kiniksa Pharmaceuticals Ltd ' A '	Goldman Sachs	(622)
(5,458)	Kinsale Capital Group Inc	Bank of America Merrill Lynch	(39,680)
(1,091)	Kinsale Capital Group Inc	Barclays Bank	(2,782)
10,542	Kinsale Capital Group Inc	Barclays Bank	26,882
(2,309)	Kinsale Capital Group Inc	Goldman Sachs	(15,068)
92	Kinsale Capital Group Inc	Goldman Sachs	669
(291)	Kinsale Capital Group Inc	HSBC	(1,699)
(774)	Kinsale Capital Group Inc	Morgan Stanley	(1,895)
1,739	Kinsale Capital Group Inc	Morgan Stanley	4,434
(796)	Kirby Corp	Barclays Bank	1,146
(9,566)	Kirby Corp	Goldman Sachs	44,291
(3,108)	Kirby Corp	HSBC	5,781
(10,498)	Kirby Corp	Morgan Stanley	15,117
(6,639)	Kirkland ' s Inc	Barclays Bank	11,950
14,619	Kite Realty Group Trust (REIT)	Morgan Stanley	-
(3,512)	KKR & Co Inc	HSBC	4,917
(11,144)	KKR & Co Inc	Morgan Stanley	(4,123)
26,826	KKR Real Estate Finance Trust Inc (REIT)	Bank of America Merrill Lynch	21,729
24,782	KKR Real Estate Finance Trust Inc (REIT)	Barclays Bank	8,922
11,580	KKR Real Estate Finance Trust Inc (REIT)	Goldman Sachs	9,380

保有高	銘柄	取引相手	未実現純評価 益/(損) (米ドル)
	米国(続き)		
15,174	KKR Real Estate Finance Trust Inc (REIT)	HSBC	3,794
32,147	KKR Real Estate Finance Trust Inc (REIT)	Morgan Stanley	11,573
922	KLA Corp	Bank of America Merrill Lynch	17,675
(110)	KLA Corp	Bank of America Merrill Lynch	(10)
319	KLA Corp	Barclays Bank	(211)
(82)	KLA Corp	Barclays Bank	20
742	KLA Corp	Morgan Stanley	(490)
(9,098)	KLX Energy Services Holdings Inc	Bank of America Merrill Lynch	1,729
6,145	Knight-Swift Transportation Holdings Inc	Barclays Bank	(4,424)
12,988	Knight-Swift Transportation Holdings Inc	Goldman Sachs	(15,066)
8,296	Knight-Swift Transportation Holdings Inc	Morgan Stanley	(5,973)
(9,573)	Knoll Inc	HSBC	(9,094)
(19,391)	Knoll Inc	Morgan Stanley	(11,635)
9,697	Knowles Corp	Bank of America Merrill Lynch	5,333
128,086	Knowles Corp	Barclays Bank	32,022
29,074	Knowles Corp	Goldman Sachs	15,991
27,409	Knowles Corp	HSBC	22,749
47,130	Knowles Corp	Morgan Stanley	11,783
(3,171)	Kodiak Sciences Inc	Bank of America Merrill Lynch	3,108
(2,896)	Kodiak Sciences Inc	Barclays Bank	(6,428)
(1,927)	Kodiak Sciences Inc	Goldman Sachs	1,888
(681)	Kodiak Sciences Inc	HSBC	3,262
(3,678)	Kodiak Sciences Inc	Morgan Stanley	(7,731)
2,764	Kohl 's Corp	Bank of America Merrill Lynch	(722)
1,391	Kohl 's Corp	Barclays Bank	(264)
16,555	Kohl 's Corp	HSBC	(50,576)
16,807	Kohl 's Corp	Morgan Stanley	(3,193)
(557)	Kontoor Brands Inc	Bank of America Merrill Lynch	919
(259)	Kontoor Brands Inc	Barclays Bank	(34)
(270)	Kontoor Brands Inc	Goldman Sachs	446
(554)	Kontoor Brands Inc	Morgan Stanley	(72)
(28,747)	Kopin Corp	Bank of America Merrill Lynch	(32,620)
(2,768)	Kopin Corp	Goldman Sachs	(3,764)
(3,084)	Koppers Holdings Inc	Bank of America Merrill Lynch	1,449
(3,704)	Koppers Holdings Inc	Barclays Bank	(3,445)
(7,480)	Koppers Holdings Inc	Goldman Sachs	3,516
(13,730)	Koppers Holdings Inc	Morgan Stanley	(12,769)
(2,366)	Korn Ferry	Bank of America Merrill Lynch	3,860
(2,626)	Korn Ferry	Barclays Bank	236
(565)	Korn Ferry	Goldman Sachs	1,175
(3,440)	Korn Ferry	Morgan Stanley	310
(32,307)	Kosmos Energy Ltd	Bank of America Merrill Lynch	969
(38,910)	Kosmos Energy Ltd	Barclays Bank	3,502
(92,581)	Kosmos Energy Ltd	Goldman Sachs	2,777
(30,574)	Kraft Heinz Co	Barclays Bank	28,187

保有高	銘柄	取引相手	未実現純評価 益/(損) (米ドル)
	米国(続き)		
(31,407)	Kraft Heinz Co	Goldman Sachs	6,595
(32,708)	Kraft Heinz Co	HSBC	983
(34,269)	Kraft Heinz Co	Morgan Stanley	29,597
(6,962)	Kraton Corp	Bank of America Merrill Lynch	11,418
(486)	Kraton Corp	Barclays Bank	185
(1,713)	Kraton Corp	Goldman Sachs	2,809
(1,687)	Kratos Defense & Security Solutions Inc	Bank of America Merrill Lynch	(439)
(7,406)	Kratos Defense & Security Solutions Inc	Barclays Bank	(3,999)
(4,957)	Kratos Defense & Security Solutions Inc	Goldman Sachs	(1,289)
(20,612)	Kratos Defense & Security Solutions Inc	Morgan Stanley	(11,130)
(28,619)	Kroger Co	Bank of America Merrill Lynch	11,734
(27,512)	Kroger Co	Barclays Bank	(10,455)
(54,129)	Kroger Co	Goldman Sachs	22,193
(20,992)	Kroger Co	Morgan Stanley	(7,977)
5,000	Kronos Worldwide Inc	Bank of America Merrill Lynch	(5,550)
31,860	Kronos Worldwide Inc	Barclays Bank	(23,895)
25,755	Kronos Worldwide Inc	Goldman Sachs	(28,588)
54,214	Kronos Worldwide Inc	HSBC	(56,925)
69,454	Kronos Worldwide Inc	Morgan Stanley	(52,091)
(259)	Krystal Biotech Inc	Bank of America Merrill Lynch	427
(2,632)	Krystal Biotech Inc	Barclays Bank	1,237
(4,743)	Krystal Biotech Inc	Goldman Sachs	7,826
(3,959)	Krystal Biotech Inc	Morgan Stanley	1,861
(927)	Kura Oncology Inc	Goldman Sachs	2,494
(11,956)	Kura Oncology Inc	Morgan Stanley	2,272
(3,058)	Kura Sushi USA Inc 'A'	Bank of America Merrill Lynch	(22,874)
(7,287)	Kura Sushi USA Inc 'A'	Barclays Bank	(10,931)
5,357	KVH Industries Inc	Bank of America Merrill Lynch	(214)
30,118	KVH Industries Inc	Barclays Bank	(1,506)
13,245	KVH Industries Inc	Morgan Stanley	(662)
(2,412)	Kymera Therapeutics Inc	Bank of America Merrill Lynch	(21,342)
(873)	Kymera Therapeutics Inc	Goldman Sachs	(3,845)
(2,276)	Kymera Therapeutics Inc	Morgan Stanley	(6,167)
23,258	L B Foster Co 'A'	Bank of America Merrill Lynch	(1,628)
8,413	L B Foster Co 'A'	Barclays Bank	(252)
14,739	L B Foster Co 'A'	Goldman Sachs	(1,032)
6,384	L B Foster Co 'A'	HSBC	7,852
11,886	L B Foster Co 'A'	Morgan Stanley	(357)
704	L Brands Inc	Bank of America Merrill Lynch	(429)
11,324	L Brands Inc	Barclays Bank	41,446
(354)	L Brands Inc	Goldman Sachs	216
(1,405)	L3Harris Technologies Inc	Barclays Bank	(2,487)
269	L3Harris Technologies Inc	Barclays Bank	911
(3,894)	L3Harris Technologies Inc	Goldman Sachs	156
(5,485)	L3Harris Technologies Inc	HSBC	(5,704)

保有高	銘柄	取引相手	未実現純評価 益 / (損) (米ドル)
	米国(続き)		
(2,235)	L3Harris Technologies Inc	Morgan Stanley	(3,956)
12,321	La Jolla Pharmaceutical Co	Bank of America Merrill Lynch	6,777
5,352	La Jolla Pharmaceutical Co	Barclays Bank	2,676
3,764	La Jolla Pharmaceutical Co	HSBC	2,033
9,238	La Jolla Pharmaceutical Co	Morgan Stanley	4,619
(390)	Laboratory Corp of America Holdings	Barclays Bank	(1,252)
(2,731)	Laboratory Corp of America Holdings	Goldman Sachs	(19,527)
(18,426)	Ladder Capital Corp (REIT)	HSBC	(2,395)
(23,084)	Ladder Capital Corp (REIT)	Morgan Stanley	(3,924)
(4,307)	Laird Superfood Inc	Barclays Bank	3,101
4,015	Lakeland Bancorp Inc	Bank of America Merrill Lynch	-
67,962	Lakeland Bancorp Inc	Barclays Bank	13,592
66,810	Lakeland Bancorp Inc	Goldman Sachs	-
47,061	Lakeland Bancorp Inc	HSBC	24,472
109,647	Lakeland Bancorp Inc	Morgan Stanley	21,929
4,861	Lakeland Financial Corp	Bank of America Merrill Lynch	(5,347)
15,113	Lakeland Financial Corp	Barclays Bank	(2,871)
14,381	Lakeland Financial Corp	Morgan Stanley	(2,732)
(5,542)	Lakeland Industries Inc	Barclays Bank	493
3,033	Lam Research Corp	Barclays Bank	46,132
1,048	Lam Research Corp	HSBC	66,443
3,124	Lam Research Corp	Morgan Stanley	47,516
1,056	Lamar Advertising Co 'A' (REIT)	Goldman Sachs	2,270
2,217	Lamar Advertising Co 'A' (REIT)	HSBC	2,062
1,344	Lamar Advertising Co 'A' (REIT)	Morgan Stanley	1,129
(1,436)	Lamb Weston Holdings Inc	Bank of America Merrill Lynch	(3,535)
1,721	Lamb Weston Holdings Inc	Barclays Bank	3,545
657	Lamb Weston Holdings Inc	Goldman Sachs	3,160
3,887	Lamb Weston Holdings Inc	HSBC	13,954
(3,588)	Lamb Weston Holdings Inc	HSBC	(12,881)
(5,421)	Lamb Weston Holdings Inc	Morgan Stanley	(11,137)
(3,960)	Lancaster Colony Corp	Barclays Bank	(1,861)
35,603	Landec Corp	Bank of America Merrill Lynch	(14,953)
12,620	Landec Corp	Barclays Bank	757
60,758	Landec Corp	Goldman Sachs	(25,518)
9,253	Landec Corp	HSBC	(463)
(8,748)	Landmark Bancorp Inc	Bank of America Merrill Lynch	8,398
(2,728)	Landmark Bancorp Inc	Barclays Bank	1,610
(2,210)	Landmark Bancorp Inc	Goldman Sachs	2,122
10,965	Landos Biopharma Inc	Bank of America Merrill Lynch	(7,566)
1,888	Landos Biopharma Inc	Barclays Bank	680
6,753	Landos Biopharma Inc	Goldman Sachs	(4,660)
1,152	Landos Biopharma Inc	HSBC	472
5,231	Landos Biopharma Inc	Morgan Stanley	1,883
2,928	Lands ' End Inc	Bank of America Merrill Lynch	5,622

保有高	銘柄	取引相手	未実現純評価 益 / (損) (米ドル)
	米国(続き)		
4,332	Lands ' End Inc	Barclays Bank	6,108
3,477	Lands ' End Inc	Goldman Sachs	6,676
2,508	Lands ' End Inc	HSBC	8,427
14,923	Lands ' End Inc	Morgan Stanley	21,041
5,301	Landsea Homes Corp	Bank of America Merrill Lynch	(689)
16,490	Landsea Homes Corp	Barclays Bank	165
5,729	Landsea Homes Corp	Goldman Sachs	(745)
16,031	Landsea Homes Corp	HSBC	(6,252)
5,018	Landsea Homes Corp	Morgan Stanley	50
15,103	Landstar System Inc	Bank of America Merrill Lynch	(60,684)
8,017	Landstar System Inc	Goldman Sachs	(25,958)
1,198	Landstar System Inc	Morgan Stanley	2,791
(19,676)	Lannett Co Inc	Barclays Bank	6,887
(11,742)	Lannett Co Inc	Morgan Stanley	4,110
2,137	Lantern Pharma Inc	Bank of America Merrill Lynch	3,120
3,761	Lantern Pharma Inc	Barclays Bank	1,617
2,557	Lantern Pharma Inc	HSBC	2,803
3,869	Lantern Pharma Inc	Morgan Stanley	1,664
(18,059)	Lantheus Holdings Inc	Bank of America Merrill Lynch	(58,511)
(4,090)	Lantheus Holdings Inc	Barclays Bank	(12,270)
(40,175)	Lantheus Holdings Inc	Morgan Stanley	(120,525)
(1,741)	Laredo Petroleum Inc	Bank of America Merrill Lynch	(2,899)
(762)	Laredo Petroleum Inc	Barclays Bank	(2,652)
(3,126)	Laredo Petroleum Inc	Goldman Sachs	(7,766)
(800)	Laredo Petroleum Inc	Morgan Stanley	(795)
5,044	Larimar Therapeutics Inc	Bank of America Merrill Lynch	(26,985)
1,764	Larimar Therapeutics Inc	Barclays Bank	(11,995)
980	Larimar Therapeutics Inc	Goldman Sachs	(5,243)
3,791	Larimar Therapeutics Inc	Morgan Stanley	(25,779)
(6,641)	Las Vegas Sands Corp	Bank of America Merrill Lynch	(6,575)
(554)	Las Vegas Sands Corp	Barclays Bank	(6)
(22,982)	Las Vegas Sands Corp	Goldman Sachs	(22,752)
26,160	Las Vegas Sands Corp	Goldman Sachs	25,898
16,079	Las Vegas Sands Corp	HSBC	13,537
(6,951)	Las Vegas Sands Corp	Morgan Stanley	(70)
7,747	Las Vegas Sands Corp	Morgan Stanley	77
29,728	Lattice Semiconductor Corp	Bank of America Merrill Lynch	169,542
9,255	Lattice Semiconductor Corp	Barclays Bank	11,689
5,038	Lattice Semiconductor Corp	Goldman Sachs	29,220
7,120	Lattice Semiconductor Corp	HSBC	26,210
1,905	Lattice Semiconductor Corp	Morgan Stanley	3,162
(12,400)	Laureate Education Inc ' A '	Bank of America Merrill Lynch	(372)
(9,365)	Laureate Education Inc ' A '	Barclays Bank	(3,278)
(33,616)	Laureate Education Inc ' A '	Goldman Sachs	(1,008)
(17,775)	Laureate Education Inc ' A '	HSBC	(8,355)

保有高	銘柄	取引相手	未実現純評価 益 / (損) (米ドル)
	米国(続き)		
(21,104)	Laureate Education Inc 'A'	Morgan Stanley	(7,386)
563	Lawson Products Inc	Morgan Stanley	(839)
(9,465)	La-Z-Boy Inc	Bank of America Merrill Lynch	19,498
(35,810)	La-Z-Boy Inc	Barclays Bank	20,770
1,457	Lazydays Holdings Inc	Bank of America Merrill Lynch	(510)
5,011	Lazydays Holdings Inc	Barclays Bank	(3,007)
2,343	Lazydays Holdings Inc	Goldman Sachs	(820)
1,708	Lazydays Holdings Inc	HSBC	(1,196)
796	Lazydays Holdings Inc	Morgan Stanley	(478)
1,114	LCI Industries	Bank of America Merrill Lynch	7,341
4,053	LCI Industries	Barclays Bank	27,074
5,763	LCI Industries	HSBC	110,246
13,425	LCI Industries	Morgan Stanley	89,679
(2,204)	LCNB Corp	Barclays Bank	1,168
(5,399)	LCNB Corp	Goldman Sachs	1,890
(23,819)	LCNB Corp	HSBC	(3,096)
(2,101)	Lear Corp	Bank of America Merrill Lynch	(17,564)
(1,192)	Lear Corp	Barclays Bank	(7,545)
(1,677)	Lear Corp	Goldman Sachs	(14,019)
(243)	Lear Corp	HSBC	(663)
(6,716)	Lear Corp	Morgan Stanley	(42,512)
(5,957)	Lee Enterprises Inc	Goldman Sachs	(11,557)
(6,308)	Legacy Housing Corp	Bank of America Merrill Lynch	189
(7,441)	Legacy Housing Corp	Barclays Bank	(1,265)
(4,067)	Legacy Housing Corp	Goldman Sachs	122
(6,737)	Leggett & Platt Inc	Bank of America Merrill Lynch	6,670
(13,038)	Leggett & Platt Inc	Barclays Bank	(6,910)
8,371	Leggett & Platt Inc	Barclays Bank	3,906
(11,197)	Leggett & Platt Inc	Goldman Sachs	11,085
6,448	Leggett & Platt Inc	Goldman Sachs	(2,024)
2,690	Leggett & Platt Inc	HSBC	77
(2,363)	Leidos Holdings Inc	Bank of America Merrill Lynch	460
(6,784)	Leidos Holdings Inc	Barclays Bank	(592)
(2,773)	Leidos Holdings Inc	Goldman Sachs	1,747
(6,711)	Leidos Holdings Inc	HSBC	11,610
(16,426)	Leidos Holdings Inc	Morgan Stanley	3,407
6,257	LeMaitre Vascular Inc	Goldman Sachs	14,078
(3,010)	Lemonade Inc	Bank of America Merrill Lynch	(50,655)
(372)	Lemonade Inc	Barclays Bank	(3,582)
(1,943)	Lemonade Inc	Goldman Sachs	(34,955)
6,817	LendingClub Corp	Barclays Bank	9,407
(1,669)	LendingTree Inc	Bank of America Merrill Lynch	(15,436)
(2,572)	LendingTree Inc	Barclays Bank	(16,915)
(879)	LendingTree Inc	Goldman Sachs	(17,703)
(430)	LendingTree Inc	Morgan Stanley	(1,707)

保有高	銘柄	取引相手	未実現純評価 益/(損) (米ドル)
	米国(続き)		
6,939	Lennar Corp 'A'	Barclays Bank	27,617
13,412	Lennar Corp 'A'	HSBC	(102,045)
1,756	Lennar Corp 'A'	Morgan Stanley	6,989
(2,081)	Lennar Corp 'B'	Bank of America Merrill Lynch	(2,601)
1,282	Lennox International Inc	Barclays Bank	9,205
1,763	Lennox International Inc	Goldman Sachs	2,821
5,179	Lennox International Inc	Morgan Stanley	37,185
(22,250)	LENSAR Inc	Bank of America Merrill Lynch	(5,785)
(586)	LENSAR Inc	Barclays Bank	(152)
(1,462)	LENSAR Inc	Goldman Sachs	(380)
(7,457)	LENSAR Inc	HSBC	(8,203)
(10,755)	LENSAR Inc	Morgan Stanley	(2,796)
14,205	Leslie's Inc	Barclays Bank	11,790
2,922	Leslie's Inc	Goldman Sachs	6,691
11,255	Level One Bancorp Inc	Bank of America Merrill Lynch	3,939
11,581	Level One Bancorp Inc	Barclays Bank	1,158
2,835	Level One Bancorp Inc	Goldman Sachs	992
18,805	Level One Bancorp Inc	HSBC	3,009
15,239	Level One Bancorp Inc	Morgan Stanley	1,524
1,709	Levi Strauss & Co 'A'	Bank of America Merrill Lynch	(936)
6,237	Levi Strauss & Co 'A'	Barclays Bank	(3,707)
8,734	Levi Strauss & Co 'A'	Goldman Sachs	1,341
10,413	Levi Strauss & Co 'A'	Morgan Stanley	(3,661)
(3,374)	Lexicon Pharmaceuticals Inc	Bank of America Merrill Lynch	(540)
(7,355)	Lexicon Pharmaceuticals Inc	Barclays Bank	(1,618)
(6,000)	Lexicon Pharmaceuticals Inc	Morgan Stanley	(1,320)
(163)	Lexington Realty Trust (REIT)	Bank of America Merrill Lynch	(52)
(2,428)	Lexington Realty Trust (REIT)	Barclays Bank	(583)
(57,169)	Lexington Realty Trust (REIT)	HSBC	11,434
(258,347)	Lexington Realty Trust (REIT)	Morgan Stanley	(62,003)
668	LGI Homes Inc	Bank of America Merrill Lynch	5,582
1,073	LGI Homes Inc	Goldman Sachs	5,054
172	LGI Homes Inc	HSBC	2,211
3,154	LGI Homes Inc	Morgan Stanley	42,327
2,006	LHC Group Inc	Bank of America Merrill Lynch	18,315
3,952	LHC Group Inc	Barclays Bank	(2,198)
3,549	LHC Group Inc	Goldman Sachs	27,056
890	LHC Group Inc	HSBC	(3,527)
3,645	LHC Group Inc	Morgan Stanley	(1,216)
(174)	Liberty Broadband Corp	Barclays Bank	118
(8,934)	Liberty Broadband Corp	Morgan Stanley	6,075
(6,874)	Liberty Broadband Corp 'A'	Bank of America Merrill Lynch	(21,859)
(4,344)	Liberty Broadband Corp 'A'	HSBC	(4,822)
(2,786)	Liberty Broadband Corp 'A'	Morgan Stanley	2,256
8,811	Liberty Global Plc 'A'	Bank of America Merrill Lynch	(6,961)

保有高	銘柄	取引相手	未実現純評価 益/(損) (米ドル)
	米国(続き)		
2,101	Liberty Global Plc 'A'	Barclays Bank	21
1,923	Liberty Global Plc 'A'	Goldman Sachs	(1,519)
(19,655)	Liberty Global Plc 'A'	Goldman Sachs	13,922
6,246	Liberty Global Plc 'A'	HSBC	(2,811)
25,647	Liberty Global Plc 'A'	Morgan Stanley	256
(3,052)	Liberty Global Plc 'A'	Morgan Stanley	(31)
(3,272)	Liberty Latin America Ltd 'A'	Barclays Bank	(1,178)
(5,789)	Liberty Latin America Ltd 'A'	Goldman Sachs	(1,100)
(27,392)	Liberty Latin America Ltd 'A'	Morgan Stanley	(9,861)
(739)	Liberty Media Corp-Liberty Braves 'A'	Bank of America Merrill Lynch	(392)
(15,158)	Liberty Media Corp-Liberty Braves 'A'	Goldman Sachs	(8,034)
(8,369)	Liberty Media Corp-Liberty Braves 'A'	HSBC	(8,034)
(20,274)	Liberty Media Corp-Liberty Braves 'A'	Morgan Stanley	2,433
(52,310)	Liberty Media Corp-Liberty Braves 'C'	Morgan Stanley	5,231
13,909	Liberty Media Corp-Liberty Formula One 'A'	Bank of America Merrill Lynch	8,485
5,752	Liberty Media Corp-Liberty Formula One 'A'	Barclays Bank	(1,553)
5,518	Liberty Media Corp-Liberty Formula One 'A'	Goldman Sachs	3,366
3,398	Liberty Media Corp-Liberty Formula One 'A'	HSBC	4,689
8,059	Liberty Media Corp-Liberty Formula One 'A'	Morgan Stanley	(2,176)
2,587	Liberty Media Corp-Liberty Formula One 'C'	Barclays Bank	(880)
(6,934)	Liberty Media Corp-Liberty Formula One 'C'	Morgan Stanley	2,358
5,556	Liberty Media Corp-Liberty Formula One 'C'	Morgan Stanley	(1,889)
674	Liberty Media Corp-Liberty SiriusXM 'C'	Barclays Bank	856
(5,310)	Liberty Media Corp-Liberty SiriusXM 'C'	Morgan Stanley	(6,744)
3,467	Liberty Media Corp-Liberty SiriusXM 'C'	Morgan Stanley	4,403
9,135	Liberty Oilfield Services Inc 'A'	Barclays Bank	4,750
7,031	Liberty Oilfield Services Inc 'A'	Goldman Sachs	2,039
(5,453)	Liberty TripAdvisor Holdings Inc 'A'	HSBC	(327)
(45,733)	Liberty TripAdvisor Holdings Inc 'A'	Morgan Stanley	(10,976)
2,554	Life Storage Inc (REIT)	Bank of America Merrill Lynch	7,202
8,563	Life Storage Inc (REIT)	Goldman Sachs	24,148
11,567	Life Storage Inc (REIT)	Morgan Stanley	21,977
(4,653)	Life Storage Inc (REIT)	Morgan Stanley	(8,841)
(3,446)	LifeMD Inc	Bank of America Merrill Lynch	(17,747)
(2,930)	LifeMD Inc	Barclays Bank	(4,747)
(23,705)	Lifetime Brands Inc	Goldman Sachs	54,047
(4,210)	Lifetime Brands Inc	HSBC	2,105
(2,300)	Lifetime Brands Inc	Morgan Stanley	1,955
21,994	Lifevantage Corp	Bank of America Merrill Lynch	(3,739)
32,756	Lifevantage Corp	Barclays Bank	(5,569)

保有高	銘柄	取引相手	未実現純評価 益 / (損) (米ドル)
	米国(続き)		
19,275	Lifevantage Corp	HSBC	9,252
18,203	Lifevantage Corp	Morgan Stanley	(3,095)
(3,194)	Ligand Pharmaceuticals Inc	Barclays Bank	12,489
83,532	Limelight Networks Inc	Goldman Sachs	6,683
4,624	Limestone Bancorp Inc	Bank of America Merrill Lynch	139
140	Limestone Bancorp Inc	Barclays Bank	(25)
5,667	Limestone Bancorp Inc	Goldman Sachs	170
2,141	Limestone Bancorp Inc	HSBC	343
1,823	Limestone Bancorp Inc	Morgan Stanley	(328)
(19,090)	Limoneira Co	Bank of America Merrill Lynch	1,145
(22,503)	Limoneira Co	Barclays Bank	(900)
(32,348)	Limoneira Co	Goldman Sachs	1,941
(10,711)	Limoneira Co	HSBC	(214)
(16,433)	Limoneira Co	Morgan Stanley	(657)
17,702	Lincoln Educational Services Corp	Bank of America Merrill Lynch	7,258
10,070	Lincoln Educational Services Corp	Goldman Sachs	4,129
33,957	Lincoln Educational Services Corp	HSBC	17,318
13,660	Lincoln Educational Services Corp	Morgan Stanley	1,776
(13,468)	Lincoln Electric Holdings Inc	Bank of America Merrill Lynch	34,478
278	Lincoln Electric Holdings Inc	Bank of America Merrill Lynch	(119)
(1,629)	Lincoln Electric Holdings Inc	HSBC	10,295
(1,114)	Lincoln Electric Holdings Inc	Morgan Stanley	45
2,026	Lincoln National Corp	Bank of America Merrill Lynch	11
(7,225)	Lincoln National Corp	Barclays Bank	(3,685)
3,006	Lincoln National Corp	Barclays Bank	4,335
(7,373)	Lincoln National Corp	Goldman Sachs	2,802
1,803	Lincoln National Corp	Goldman Sachs	25
(15,595)	Lindblad Expeditions Holdings Inc	Bank of America Merrill Lynch	(9,045)
(63,015)	Lindblad Expeditions Holdings Inc	Barclays Bank	(32,138)
(16,242)	Lindblad Expeditions Holdings Inc	Goldman Sachs	(9,420)
2,945	Linde Plc	Bank of America Merrill Lynch	(2,024)
1,016	Linde Plc	Barclays Bank	(199)
12,899	Linde Plc	Goldman Sachs	(1,300)
1,296	Linde Plc	Morgan Stanley	(868)
(592)	Lindsay Corp	HSBC	989
(78,765)	Lineage Cell Therapeutics Inc	Bank of America Merrill Lynch	(3,151)
(1,824)	Lions Gate Entertainment Corp 'A'	Bank of America Merrill Lynch	(201)
(14,353)	Lions Gate Entertainment Corp 'A'	Barclays Bank	(12,565)
7,065	Lions Gate Entertainment Corp 'A'	Goldman Sachs	20,065
(1,171)	Lions Gate Entertainment Corp 'A'	HSBC	(1,052)
9,019	Lions Gate Entertainment Corp 'B'	Barclays Bank	6,584
33,236	Lions Gate Entertainment Corp 'B'	Goldman Sachs	88,740
3,250	Lions Gate Entertainment Corp 'B'	HSBC	12,448
4,961	Lions Gate Entertainment Corp 'B'	Morgan Stanley	3,622
(15,536)	Liquidia Corp	Bank of America Merrill Lynch	(4,195)

保有高	銘柄	取引相手	未実現純評価 益/(損) (米ドル)
	米国(続き)		
(11,499)	Liquidia Corp	Barclays Bank	1,150
(52,159)	Liquidia Corp	Goldman Sachs	(14,083)
(7,523)	Liquidia Corp	Morgan Stanley	752
(4,270)	Liquidity Services Inc	Bank of America Merrill Lynch	18,062
(13,613)	Liquidity Services Inc	HSBC	12,116
1,450	Lithia Motors Inc 'A'	Bank of America Merrill Lynch	(20,445)
2,297	Lithia Motors Inc 'A'	Barclays Bank	10,107
(490)	Lithia Motors Inc 'A'	Barclays Bank	250
1,208	Lithia Motors Inc 'A'	Goldman Sachs	(17,033)
(195)	Lithia Motors Inc 'A'	Goldman Sachs	1,418
1,332	Lithia Motors Inc 'A'	HSBC	(20,289)
4,047	Lithia Motors Inc 'A'	Morgan Stanley	17,807
(229)	Lithia Motors Inc 'A'	Morgan Stanley	(1,008)
(970)	Littelfuse Inc	Barclays Bank	(3,841)
(2,817)	Littelfuse Inc	HSBC	(19,691)
(8,102)	Littelfuse Inc	Morgan Stanley	(32,084)
3,427	LivaNova Plc	Barclays Bank	3,290
10,756	Live Nation Entertainment Inc	Barclays Bank	(17,317)
(1,321)	Live Nation Entertainment Inc	Goldman Sachs	(7,384)
(3,612)	Live Oak Bancshares Inc	Bank of America Merrill Lynch	795
(1,746)	Live Oak Bancshares Inc	Barclays Bank	(821)
(3,694)	Live Oak Bancshares Inc	Morgan Stanley	(1,736)
(15,257)	Livent Corp	Bank of America Merrill Lynch	(35,396)
(5,411)	Livent Corp	Barclays Bank	(5,790)
(1,325)	Livent Corp	Goldman Sachs	(3,074)
8,782	LivePerson Inc	Bank of America Merrill Lynch	29,771
(10,553)	LivePerson Inc	Bank of America Merrill Lynch	(17,919)
4,709	LivePerson Inc	Barclays Bank	4,944
(4,969)	LivePerson Inc	Barclays Bank	(5,217)
3,288	LivePerson Inc	Goldman Sachs	11,146
1,201	LivePerson Inc	HSBC	5,717
290	LivePerson Inc	Morgan Stanley	305
2,596	LiveRamp Holdings Inc	Bank of America Merrill Lynch	9,423
8,011	LiveRamp Holdings Inc	Barclays Bank	22,031
2,001	LiveRamp Holdings Inc	Goldman Sachs	7,264
689	LiveRamp Holdings Inc	HSBC	2,405
6,208	LiveRamp Holdings Inc	Morgan Stanley	17,072
20,858	LiveXLive Media Inc	Goldman Sachs	20,858
4,899	LiveXLive Media Inc	Morgan Stanley	2,156
16,498	LKQ Corp	Barclays Bank	11,714
14,231	LKQ Corp	Morgan Stanley	10,104
(4,907)	Loews Corp	Barclays Bank	(573)
(5,498)	Loews Corp	Goldman Sachs	385
(13,747)	Loews Corp	HSBC	687
(7,522)	Loews Corp	Morgan Stanley	1,504

保有高	銘柄	取引相手	未実現純評価 益/(損) (米ドル)
	米国(続き)		
6,705	LogicBio Therapeutics Inc	Bank of America Merrill Lynch	(2,347)
14,856	LogicBio Therapeutics Inc	Barclays Bank	2,823
15,004	LogicBio Therapeutics Inc	HSBC	(4,351)
4,968	LogicBio Therapeutics Inc	Morgan Stanley	944
(4,532)	Loral Space & Communications Inc	Bank of America Merrill Lynch	4
(2,665)	Loral Space & Communications Inc	Barclays Bank	2,177
(11,917)	Loral Space & Communications Inc	Goldman Sachs	(1,907)
(1,652)	Loral Space & Communications Inc	HSBC	1,635
(8,187)	Loral Space & Communications Inc	Morgan Stanley	8,924
1,020	Lordstown Motors Corp 'A'	Barclays Bank	235
1,199	Lordstown Motors Corp 'A'	Goldman Sachs	1,799
5,284	Lordstown Motors Corp 'A'	Morgan Stanley	1,215
27,079	Louisiana-Pacific Corp	Bank of America Merrill Lynch	70,405
7,848	Louisiana-Pacific Corp	Barclays Bank	14,539
(1,645)	Louisiana-Pacific Corp	Goldman Sachs	214
(1,434)	Lovesac Co	Bank of America Merrill Lynch	(9,034)
(376)	Lovesac Co	Barclays Bank	(2,399)
3,842	Lowe's Cos Inc	Bank of America Merrill Lynch	3,446
9,307	Lowe's Cos Inc	Goldman Sachs	6,095
3,302	Lowe's Cos Inc	HSBC	(12,332)
(464)	LPL Financial Holdings Inc	Bank of America Merrill Lynch	413
(3,371)	LPL Financial Holdings Inc	Barclays Bank	1,504
(8,518)	LPL Financial Holdings Inc	Goldman Sachs	7,581
(751)	LPL Financial Holdings Inc	HSBC	3,289
(9,198)	LPL Financial Holdings Inc	Morgan Stanley	2,859
(9,887)	LSB Industries Inc	Morgan Stanley	2,373
(36,320)	LSI Industries Inc	Bank of America Merrill Lynch	(41,042)
(5,891)	LSI Industries Inc	Barclays Bank	(6,303)
(12,963)	LSI Industries Inc	Goldman Sachs	(14,648)
(1,036)	LTC Properties Inc (REIT)	Bank of America Merrill Lynch	539
(29,724)	LTC Properties Inc (REIT)	Barclays Bank	6,442
(8,629)	LTC Properties Inc (REIT)	Goldman Sachs	4,487
(38,588)	LTC Properties Inc (REIT)	HSBC	65,214
(91,117)	LTC Properties Inc (REIT)	Morgan Stanley	24,602
(667)	Lululemon Athletica Inc	Barclays Bank	3,178
(143)	Lululemon Athletica Inc	Morgan Stanley	818
2,180	Lululemon Athletica Inc	Morgan Stanley	10,769
(5,762)	Lumber Liquidators Holdings Inc	Bank of America Merrill Lynch	3,745
(1,262)	Lumber Liquidators Holdings Inc	Barclays Bank	(1,615)
(14,699)	Lumber Liquidators Holdings Inc	Goldman Sachs	9,554
(56,924)	Lumen Technologies Inc	Bank of America Merrill Lynch	30,872
(14,643)	Lumen Technologies Inc	Barclays Bank	7,013
(4,450)	Lumen Technologies Inc	Goldman Sachs	3,160
(12,579)	Lumen Technologies Inc	Morgan Stanley	6,415
(601)	Lumentum Holdings Inc	Barclays Bank	(316)

保有高	銘柄	取引相手	未実現純評価 益/(損) (米ドル)
	米国(続き)		
307	Lumentum Holdings Inc	Barclays Bank	335
(199)	Lumentum Holdings Inc	Goldman Sachs	21
1,568	Lumentum Holdings Inc	Goldman Sachs	14,410
(201)	Lumentum Holdings Inc	Morgan Stanley	(212)
1,246	Lumentum Holdings Inc	Morgan Stanley	1,358
(8,357)	Luminex Corp	Barclays Bank	(1,588)
(1,800)	Lumos Pharma Inc	Bank of America Merrill Lynch	(522)
(10,324)	Lumos Pharma Inc	Barclays Bank	4,439
(400)	Lumos Pharma Inc	Goldman Sachs	(116)
(36,842)	Luna Innovations Inc	Bank of America Merrill Lynch	51,839
(34,860)	Luna Innovations Inc	Barclays Bank	2,597
(52,708)	Luna Innovations Inc	Goldman Sachs	85,387
(47,066)	Luna Innovations Inc	HSBC	35,770
(10,999)	Luna Innovations Inc	Morgan Stanley	990
48,599	Luther Burbank Corp	Bank of America Merrill Lynch	(6,804)
10,292	Luther Burbank Corp	Barclays Bank	103
21,960	Luther Burbank Corp	Goldman Sachs	(3,074)
6,309	Luther Burbank Corp	HSBC	1,956
20,468	Luther Burbank Corp	Morgan Stanley	205
(2,154)	Luxfer Holdings Plc	Barclays Bank	(431)
(25,638)	Luxfer Holdings Plc	Goldman Sachs	(14,870)
(14,599)	Luxfer Holdings Plc	HSBC	(6,132)
(15,921)	Luxfer Holdings Plc	Morgan Stanley	(3,184)
(2,471)	Lydall Inc	Morgan Stanley	(692)
1,165	Lyft Inc 'A'	Bank of America Merrill Lynch	8,598
2,874	Lyft Inc 'A'	Barclays Bank	10,863
5,604	Lyft Inc 'A'	HSBC	44,440
21,240	Lyft Inc 'A'	Morgan Stanley	82,244
11,466	LyondellBasell Industries NV 'A'	Barclays Bank	11,695
2,108	Lyra Therapeutics Inc	Barclays Bank	84
7,143	Lyra Therapeutics Inc	Goldman Sachs	(3,071)
7,636	Lyra Therapeutics Inc	Morgan Stanley	305
(1,799)	M&T Bank Corp	Barclays Bank	1,601
(1,923)	M&T Bank Corp	Morgan Stanley	1,711
(12,581)	M/I Homes Inc	HSBC	30,194
(6,852)	M/I Homes Inc	Morgan Stanley	(26,654)
111,921	Macatawa Bank Corp	Bank of America Merrill Lynch	(24,623)
44,390	Macatawa Bank Corp	Barclays Bank	(1,776)
77,234	Macatawa Bank Corp	Goldman Sachs	(16,991)
99,029	Macatawa Bank Corp	HSBC	1,981
129,352	Macatawa Bank Corp	Morgan Stanley	(5,174)
8,689	Macerich Co (REIT)	Barclays Bank	8,168
27,846	Macerich Co (REIT)	Goldman Sachs	44,554
3,613	Macerich Co (REIT)	HSBC	6,214
18,522	Macerich Co (REIT)	Morgan Stanley	17,411

保有高	銘柄	取引相手	未実現純評価 益/(損) (米ドル)
	米国(続き)		
(1,186)	Mack-Cali Realty Corp (REIT)	Bank of America Merrill Lynch	(403)
(35,948)	Mack-Cali Realty Corp (REIT)	Morgan Stanley	6,111
(307)	MACOM Technology Solutions Holdings Inc	Bank of America Merrill Lynch	(2,603)
(14,063)	MACOM Technology Solutions Holdings Inc	Barclays Bank	(54,846)
(21,171)	MACOM Technology Solutions Holdings Inc	Goldman Sachs	(179,530)
874	MACOM Technology Solutions Holdings Inc	HSBC	3,261
(15,488)	MACOM Technology Solutions Holdings Inc	HSBC	(94,477)
(22,549)	MACOM Technology Solutions Holdings Inc	Morgan Stanley	(87,941)
(24,244)	Macquarie Infrastructure Corp	Bank of America Merrill Lynch	6,119
(11,235)	Macquarie Infrastructure Corp	Barclays Bank	1,573
(11,875)	Macquarie Infrastructure Corp	Goldman Sachs	3,325
(28,362)	Macquarie Infrastructure Corp	HSBC	(9,620)
(26,590)	Macquarie Infrastructure Corp	Morgan Stanley	3,722
1,876	MacroGenics Inc	Barclays Bank	4,090
2,720	Madison Square Garden Entertainment Corp	Barclays Bank	(8,841)
3,754	Madison Square Garden Entertainment Corp	Goldman Sachs	12,914
(1,265)	Madison Square Garden Sports Corp	Bank of America Merrill Lynch	(2,606)
(3,259)	Madison Square Garden Sports Corp	Barclays Bank	21,998
(8,268)	Madison Square Garden Sports Corp	Morgan Stanley	52,382
(2,915)	Madrigal Pharmaceuticals Inc	Bank of America Merrill Lynch	63,255
(2,831)	Madrigal Pharmaceuticals Inc	Barclays Bank	37,879
(1,644)	Madrigal Pharmaceuticals Inc	Goldman Sachs	35,675
(372)	Madrigal Pharmaceuticals Inc	Morgan Stanley	4,977
11,225	Magenta Therapeutics Inc	Barclays Bank	8,756
1,781	Magnite Inc	Barclays Bank	(1,140)
(2,178)	Magnite Inc	Barclays Bank	1,394
1,812	Magnite Inc	Goldman Sachs	7,484
2,334	Magnite Inc	HSBC	2,661
1,180	Magnite Inc	Morgan Stanley	(755)
14,954	Magnolia Oil & Gas Corp 'A'	Barclays Bank	11,515
48,829	Magnolia Oil & Gas Corp 'A'	Goldman Sachs	3,906
(14,964)	Magnolia Oil & Gas Corp 'A'	Morgan Stanley	(11,522)
(2,575)	MainStreet Bancshares Inc	Bank of America Merrill Lynch	(541)
(2,824)	MainStreet Bancshares Inc	Barclays Bank	(565)
(2,036)	MainStreet Bancshares Inc	Goldman Sachs	(428)
(25,082)	MainStreet Bancshares Inc	Morgan Stanley	(5,016)
758	Malibu Boats Inc 'A'	Barclays Bank	1,327
359	Malibu Boats Inc 'A'	Goldman Sachs	(1,878)
2,089	Malibu Boats Inc 'A'	HSBC	(9,526)
8,756	Malibu Boats Inc 'A'	Morgan Stanley	15,323
(2,387)	Malvern Bancorp Inc	Barclays Bank	406
(1,994)	Malvern Bancorp Inc	Goldman Sachs	(1,356)
(10,216)	Malvern Bancorp Inc	HSBC	(204)
6,199	Mammoth Energy Services Inc	Bank of America Merrill Lynch	4,091
2,872	Mammoth Energy Services Inc	Barclays Bank	115

保有高	銘柄	取引相手	未実現純評価 益/(損) (米ドル)
	米国(続き)		
14,243	Mammoth Energy Services Inc	HSBC	2,136
5,697	Mammoth Energy Services Inc	Morgan Stanley	228
587	Manhattan Associates Inc	Bank of America Merrill Lynch	2,231
889	Manhattan Associates Inc	Barclays Bank	2,080
1,124	Manhattan Associates Inc	Goldman Sachs	4,271
4,372	Manhattan Associates Inc	Morgan Stanley	10,230
19,882	Manitowoc Co Inc	Bank of America Merrill Lynch	9,543
16,543	Manitowoc Co Inc	Barclays Bank	29,116
2,535	Manitowoc Co Inc	Goldman Sachs	1,217
23,714	Manitowoc Co Inc	HSBC	(13,754)
1,078	Manitowoc Co Inc	Morgan Stanley	1,897
24,789	MannKind Corp	Bank of America Merrill Lynch	4,710
37,451	MannKind Corp	Barclays Bank	6,800
4,347	MannKind Corp	Goldman Sachs	826
9,059	ManpowerGroup Inc	Barclays Bank	(14,313)
864	ManpowerGroup Inc	HSBC	(2,030)
2,366	ManTech International Corp 'A'	Goldman Sachs	3,525
890	ManTech International Corp 'A'	HSBC	3,204
6,299	ManTech International Corp 'A'	Morgan Stanley	4,913
(620)	Marathon Digital Holdings Inc	Bank of America Merrill Lynch	(1,494)
(2,305)	Marathon Digital Holdings Inc	Barclays Bank	(3,734)
(34,291)	Marathon Oil Corp	Barclays Bank	(4,801)
(4,856)	Marathon Oil Corp	Goldman Sachs	680
2,757	Marathon Oil Corp	HSBC	353
(4,875)	Marathon Oil Corp	Morgan Stanley	(683)
(16,723)	Marathon Petroleum Corp	Bank of America Merrill Lynch	(4,682)
(17,639)	Marathon Petroleum Corp	Barclays Bank	(18,874)
(18,012)	Marathon Petroleum Corp	Goldman Sachs	(5,043)
(11,793)	Marathon Petroleum Corp	Morgan Stanley	(12,619)
4,904	Maravai LifeSciences Holdings Inc 'A'	Bank of America Merrill Lynch	(4,217)
(4,618)	Maravai LifeSciences Holdings Inc 'A'	Goldman Sachs	3,971
6,163	Maravai LifeSciences Holdings Inc 'A'	HSBC	10,600
28,841	Marchex Inc 'B'	Bank of America Merrill Lynch	865
60,103	Marchex Inc 'B'	Goldman Sachs	1,803
47,945	Marchex Inc 'B'	Morgan Stanley	3,836
1,918	Marcus & Millichap Inc	Bank of America Merrill Lynch	4,411
78,873	Marcus & Millichap Inc	Barclays Bank	69,408
506	Marcus & Millichap Inc	Goldman Sachs	1,164
9,916	Marcus & Millichap Inc	HSBC	16,659
34,634	Marcus & Millichap Inc	Morgan Stanley	30,478
15,644	Marcus Corp	Bank of America Merrill Lynch	20,797
10,556	Marcus Corp	Barclays Bank	12,878
5,739	Marcus Corp	Goldman Sachs	4,220
28,515	Marcus Corp	Morgan Stanley	34,788
(7)	Marine Products Corp	Bank of America Merrill Lynch	4

保有高	銘柄	取引相手	未実現純評価 益/(損) (米ドル)
	米国(続き)		
(15,891)	Marine Products Corp	Barclays Bank	(159)
(10,660)	Marine Products Corp	Goldman Sachs	6,183
(7,932)	Marine Products Corp	HSBC	2,618
(8,372)	Marine Products Corp	Morgan Stanley	(84)
6,860	MarineMax Inc	Barclays Bank	1,166
535	MarineMax Inc	Goldman Sachs	(129)
17,370	MarineMax Inc	Morgan Stanley	2,953
(7,909)	Marinus Pharmaceuticals Inc	Bank of America Merrill Lynch	(14,157)
(4,804)	Marinus Pharmaceuticals Inc	Barclays Bank	2,354
(7,625)	Marinus Pharmaceuticals Inc	Goldman Sachs	(13,649)
1,495	Markel Corp	Barclays Bank	(6,742)
580	Markel Corp	HSBC	5,609
793	Markel Corp	Morgan Stanley	(3,577)
18,550	Marker Therapeutics Inc	HSBC	12,429
16,257	Marker Therapeutics Inc	Morgan Stanley	3,414
(44)	MarketAxess Holdings Inc	Bank of America Merrill Lynch	(504)
(359)	MarketAxess Holdings Inc	Barclays Bank	(3,249)
1,010	MarketAxess Holdings Inc	Barclays Bank	10,241
(386)	MarketAxess Holdings Inc	Goldman Sachs	(752)
1,511	MarketAxess Holdings Inc	Goldman Sachs	17,301
(162)	MarketAxess Holdings Inc	Morgan Stanley	(1,643)
(670)	Marlin Business Services Corp	Bank of America Merrill Lynch	(34)
(21,881)	Marlin Business Services Corp	Morgan Stanley	4,814
(12,231)	Marriott International Inc 'A'	Barclays Bank	(20,160)
(3,389)	Marriott International Inc 'A'	Goldman Sachs	(12,607)
(1,779)	Marriott International Inc 'A'	HSBC	(4,995)
(3,440)	Marriott International Inc 'A'	Morgan Stanley	(5,814)
5,062	Marriott Vacations Worldwide Corp	Bank of America Merrill Lynch	(9,162)
10,644	Marriott Vacations Worldwide Corp	Barclays Bank	(6,067)
(3,827)	Marriott Vacations Worldwide Corp	Barclays Bank	2,181
1,220	Marriott Vacations Worldwide Corp	Goldman Sachs	(2,208)
1,122	Marriott Vacations Worldwide Corp	HSBC	740
1,442	Marriott Vacations Worldwide Corp	Morgan Stanley	(822)
(690)	Marriott Vacations Worldwide Corp	Morgan Stanley	393
40,867	Marrone Bio Innovations Inc	Bank of America Merrill Lynch	(4,087)
40,569	Marrone Bio Innovations Inc	Barclays Bank	(406)
25,611	Marrone Bio Innovations Inc	Goldman Sachs	(2,561)
24,228	Marrone Bio Innovations Inc	HSBC	(3,392)
18,636	Marrone Bio Innovations Inc	Morgan Stanley	(186)
3,488	Marsh & McLennan Cos Inc	Bank of America Merrill Lynch	13,464
4,746	Marsh & McLennan Cos Inc	Barclays Bank	9,112
(8,245)	Marsh & McLennan Cos Inc	Barclays Bank	(15,830)
12,998	Marsh & McLennan Cos Inc	Goldman Sachs	50,172
(87)	Marsh & McLennan Cos Inc	Goldman Sachs	(336)
5,839	Marsh & McLennan Cos Inc	HSBC	3,270

保有高	銘柄	取引相手	未実現純評価 益/(損) (米ドル)
	米国(続き)		
(5,920)	Marsh & McLennan Cos Inc	HSBC	(3,315)
854	Marsh & McLennan Cos Inc	Morgan Stanley	1,640
(776)	Marsh & McLennan Cos Inc	Morgan Stanley	(1,490)
13,429	Marten Transport Ltd	Bank of America Merrill Lynch	(9,132)
40,481	Marten Transport Ltd	Barclays Bank	12,549
7,645	Marten Transport Ltd	Goldman Sachs	(5,199)
8,388	Marten Transport Ltd	HSBC	(6,165)
24,937	Marten Transport Ltd	Morgan Stanley	7,730
2,866	Martin Marietta Materials Inc	Bank of America Merrill Lynch	(35,538)
2,514	Martin Marietta Materials Inc	Barclays Bank	(7,065)
3,058	Martin Marietta Materials Inc	Goldman Sachs	(37,919)
1,780	Martin Marietta Materials Inc	Morgan Stanley	(5,002)
(10,761)	Marvell Technology Inc	Barclays Bank	(7,317)
(7,212)	Marvell Technology Inc	Morgan Stanley	(4,904)
4,308	Masco Corp	Bank of America Merrill Lynch	(15,078)
(1,390)	Masco Corp	Bank of America Merrill Lynch	758
4,912	Masco Corp	Barclays Bank	(1,670)
25,425	Masco Corp	Morgan Stanley	(8,645)
375	Masimo Corp	Bank of America Merrill Lynch	960
2,558	Masimo Corp	Barclays Bank	(6,676)
359	Masimo Corp	HSBC	(460)
231	Masimo Corp	Morgan Stanley	(603)
(7,072)	Masonite International Corp	Morgan Stanley	(495)
649	MasTec Inc	Bank of America Merrill Lynch	(4)
15,638	MasTec Inc	Morgan Stanley	5,317
6,213	Mastech Digital Inc	Bank of America Merrill Lynch	(4,598)
3,208	Mastech Digital Inc	Barclays Bank	(289)
934	Mastech Digital Inc	Goldman Sachs	(691)
3,555	Mastech Digital Inc	HSBC	569
2,427	Mastech Digital Inc	Morgan Stanley	(218)
(1,700)	Mastercard Inc 'A'	Barclays Bank	20,060
2,628	Mastercard Inc 'A'	Barclays Bank	(17,089)
4,274	Mastercard Inc 'A'	Goldman Sachs	(11,625)
4,019	Mastercard Inc 'A'	Morgan Stanley	(47,424)
(6,208)	MasterCraft Boat Holdings Inc	HSBC	6,208
(4,489)	MasterCraft Boat Holdings Inc	Morgan Stanley	5,117
(8,942)	Matador Resources Co	Barclays Bank	(9,836)
(2,604)	Matador Resources Co	Goldman Sachs	(52)
1,837	Match Group Inc	Bank of America Merrill Lynch	2,981
(2,434)	Match Group Inc	Barclays Bank	9,541
(1,465)	Match Group Inc	Goldman Sachs	(4,966)
(590)	Match Group Inc	Morgan Stanley	2,313
3,655	Materion Corp	Bank of America Merrill Lynch	914
6,068	Materion Corp	Barclays Bank	6,189
10,899	Materion Corp	Goldman Sachs	2,725

保有高	銘柄	取引相手	未実現純評価 益/(損) (米ドル)
	米国(続き)		
9,890	Materion Corp	Morgan Stanley	10,088
6,168	Matrix Service Co	Barclays Bank	(2,035)
23,220	Matrix Service Co	Goldman Sachs	(27,632)
3,786	Matrix Service Co	HSBC	(9,238)
22,684	Matrix Service Co	Morgan Stanley	(7,486)
(23,212)	Matson Inc	HSBC	(6,267)
(4,017)	Matson Inc	Morgan Stanley	(402)
(15,876)	Mattel Inc	Bank of America Merrill Lynch	(5,795)
(9,092)	Mattel Inc	Barclays Bank	(10,729)
47,095	Mattel Inc	Goldman Sachs	17,190
(18,258)	Mattel Inc	HSBC	9,129
5,252	Matthews International Corp 'A'	HSBC	(11,554)
22,428	Matthews International Corp 'A'	Morgan Stanley	(1,570)
(55,499)	Maui Land & Pineapple Co Inc	Bank of America Merrill Lynch	7,770
(4,632)	Maxar Technologies Inc	Bank of America Merrill Lynch	(4,678)
(2,961)	Maxar Technologies Inc	Barclays Bank	(1,866)
(3,077)	Maxar Technologies Inc	Goldman Sachs	(3,548)
(601)	Maxar Technologies Inc	Morgan Stanley	(685)
26,176	Maximus Inc	Bank of America Merrill Lynch	53,661
(1,352)	Maximus Inc	Bank of America Merrill Lynch	(2,772)
22,607	Maximus Inc	Barclays Bank	42,501
(803)	Maximus Inc	Barclays Bank	(1,510)
539	Maximus Inc	Goldman Sachs	1,105
(801)	Maximus Inc	Goldman Sachs	(1,642)
5,812	Maximus Inc	HSBC	15,111
(3,133)	Maximus Inc	Morgan Stanley	(5,890)
45,730	Maximus Inc	Morgan Stanley	85,972
(19,168)	MaxLinear Inc	Barclays Bank	(37,186)
(769)	MaxLinear Inc	Goldman Sachs	(3,237)
4,931	Mayville Engineering Co Inc	Bank of America Merrill Lynch	9,911
1,445	Mayville Engineering Co Inc	Goldman Sachs	2,904
14,840	Mayville Engineering Co Inc	HSBC	18,847
12,815	Mayville Engineering Co Inc	Morgan Stanley	8,842
(2,938)	MBIA Inc	Bank of America Merrill Lynch	(2,615)
(4,979)	MBIA Inc	Barclays Bank	(1,095)
(14,483)	MBIA Inc	Goldman Sachs	(12,890)
(101,872)	MBIA Inc	Morgan Stanley	(22,970)
(5,929)	McAfee Corp 'A'	Barclays Bank	783
(1,262)	McAfee Corp 'A'	Goldman Sachs	(1,855)
(3,521)	McAfee Corp 'A'	Morgan Stanley	(6)
2,521	McCormick & Co Inc	Bank of America Merrill Lynch	(202)
8,429	McCormick & Co Inc	Barclays Bank	(9,308)
8,254	McCormick & Co Inc	Goldman Sachs	(660)
8,221	McCormick & Co Inc	HSBC	(13,318)
40,764	McCormick & Co Inc	Morgan Stanley	(40,549)

保有高	銘柄	取引相手	未実現純評価 益/(損) (米ドル)
	米国(続き)		
727	McDonald's Corp	Bank of America Merrill Lynch	1,607
(4,285)	McDonald's Corp	Bank of America Merrill Lynch	(9,470)
7,198	McDonald's Corp	Barclays Bank	14,252
1,713	McDonald's Corp	Goldman Sachs	3,786
(6,029)	McDonald's Corp	Goldman Sachs	(13,324)
(725)	McDonald's Corp	HSBC	842
3,629	McDonald's Corp	Morgan Stanley	7,185
(1,735)	McDonald's Corp	Morgan Stanley	(3,435)
6,427	McGrath RentCorp	Bank of America Merrill Lynch	4,820
2,257	McGrath RentCorp	HSBC	7,313
9,828	McGrath RentCorp	Morgan Stanley	(7,076)
580	McKesson Corp	Bank of America Merrill Lynch	(251)
15,417	McKesson Corp	Barclays Bank	(110,941)
4,369	McKesson Corp	Goldman Sachs	(30,452)
7,134	McKesson Corp	Morgan Stanley	(47,766)
4,537	MDC Holdings Inc	Bank of America Merrill Lynch	(227)
23,796	MDC Holdings Inc	Barclays Bank	43,547
21,034	MDC Holdings Inc	HSBC	(87,291)
42,536	MDC Holdings Inc	Morgan Stanley	77,841
2,809	MDU Resources Group Inc	Bank of America Merrill Lynch	(895)
14,626	MDU Resources Group Inc	Barclays Bank	(6,143)
6,906	MDU Resources Group Inc	HSBC	(304)
(17,565)	MDU Resources Group Inc	Morgan Stanley	7,377
14,739	MDU Resources Group Inc	Morgan Stanley	(6,190)
2,800	Medallia Inc	Barclays Bank	(616)
1,586	Medallia Inc	Goldman Sachs	2,522
(4,063)	Medallia Inc	Goldman Sachs	(2,192)
526	Medallia Inc	HSBC	342
5,754	Medallia Inc	Morgan Stanley	(1,568)
(6,843)	Medallia Inc	Morgan Stanley	1,505
1,716	Media Gen Inc CVR*,	Bank of America Merrill Lynch	-
1,127	Media Gen Inc CVR*,	Morgan Stanley	-
(4,591)	MediaAlpha Inc 'A'	Bank of America Merrill Lynch	(20,393)
(2,083)	MediaAlpha Inc 'A'	Goldman Sachs	(10,852)
(35,122)	Medical Properties Trust Inc (REIT)	Bank of America Merrill Lynch	(5,620)
13,223	Medical Properties Trust Inc (REIT)	Bank of America Merrill Lynch	2,116
(7,777)	Medical Properties Trust Inc (REIT)	Barclays Bank	1,089
18,341	Medical Properties Trust Inc (REIT)	Barclays Bank	(2,568)
(7,367)	Medical Properties Trust Inc (REIT)	Goldman Sachs	(1,179)
(17,711)	Medical Properties Trust Inc (REIT)	HSBC	5,845
17,624	Medical Properties Trust Inc (REIT)	HSBC	(5,816)
(21,586)	Medical Properties Trust Inc (REIT)	Morgan Stanley	3,022
1,234	Medical Properties Trust Inc (REIT)	Morgan Stanley	(7)
13,624	MediciNova Inc	HSBC	3,270
(2,146)	Medifast Inc	HSBC	(80,282)

保有高	銘柄	取引相手	未実現純評価 益/(損) (米ドル)
	米国(続き)		
(750)	MEDNAX Inc	Bank of America Merrill Lynch	(188)
(20,994)	MEDNAX Inc	Barclays Bank	(3,359)
567	Medpace Holdings Inc	Bank of America Merrill Lynch	(202)
461	Medpace Holdings Inc	Barclays Bank	(433)
3,549	Medpace Holdings Inc	Goldman Sachs	16,787
(292)	Medpace Holdings Inc	HSBC	(2,406)
(3,013)	Medpace Holdings Inc	Morgan Stanley	2,833
3,959	Medpace Holdings Inc	Morgan Stanley	(3,721)
(9,143)	Medtronic Plc	Barclays Bank	13,806
(1,356)	Medtronic Plc	Goldman Sachs	(1,311)
(3,611)	Medtronic Plc	Morgan Stanley	5,453
(5,978)	MEI Pharma Inc	Bank of America Merrill Lynch	(1,136)
(7,597)	MEI Pharma Inc	Barclays Bank	(684)
(59,295)	MEI Pharma Inc	Goldman Sachs	(11,266)
2,806	MeiraGTx Holdings Plc	Barclays Bank	(393)
889	MercadoLibre Inc	Bank of America Merrill Lynch	704
860	MercadoLibre Inc	Goldman Sachs	(7,932)
173	MercadoLibre Inc	HSBC	(3,399)
837	MercadoLibre Inc	Morgan Stanley	(7,248)
72,156	Mercantile Bank Corp	Bank of America Merrill Lynch	(10,102)
20,957	Merchants Bancorp	HSBC	16,975
27,769	Merchants Bancorp	Morgan Stanley	16,106
(43,568)	Merck & Co Inc	Bank of America Merrill Lynch	104,992
(10,844)	Merck & Co Inc	Barclays Bank	30,514
(30,717)	Merck & Co Inc	Goldman Sachs	117,270
11,172	Merck & Co Inc	Goldman Sachs	(44,465)
(29,065)	Merck & Co Inc	Morgan Stanley	59,577
(3,113)	Mercury General Corp	Barclays Bank	2,677
(604)	Mercury General Corp	Goldman Sachs	1,921
(3,483)	Mercury General Corp	HSBC	9,509
(11,911)	Mercury General Corp	Morgan Stanley	5,193
5,597	Mercury Systems Inc	Bank of America Merrill Lynch	17,742
4,964	Mercury Systems Inc	Barclays Bank	8,162
11,031	Mercury Systems Inc	HSBC	19,525
1,819	Mercury Systems Inc	Morgan Stanley	3,807
(1,287)	Meredith Corp	Barclays Bank	2,947
(9,903)	Meredith Corp	Morgan Stanley	22,678
(15,196)	Meridian Bancorp Inc	Bank of America Merrill Lynch	(5,440)
(54,468)	Meridian Bancorp Inc	Barclays Bank	(37,583)
(43,676)	Meridian Bancorp Inc	Goldman Sachs	(13,672)
(1,869)	Meridian Bancorp Inc	Morgan Stanley	(1,290)
(2,935)	Meridian Bioscience Inc	Bank of America Merrill Lynch	(4,432)
(10,222)	Meridian Bioscience Inc	Barclays Bank	(8,178)
(4,141)	Meridian Bioscience Inc	Goldman Sachs	(6,253)
6,234	Meridian Corp	Bank of America Merrill Lynch	3,740

保有高	銘柄	取引相手	未実現純評価 益/(損) (米ドル)
	米国(続き)		
15,620	Meridian Corp	Barclays Bank	(156)
800	Meridian Corp	Goldman Sachs	480
13,804	Meridian Corp	HSBC	14,218
8,803	Meridian Corp	Morgan Stanley	(88)
(3,990)	Merit Medical Systems Inc	Bank of America Merrill Lynch	(3,830)
(11,394)	Merit Medical Systems Inc	Barclays Bank	32,587
(1,229)	Merit Medical Systems Inc	Goldman Sachs	(1,180)
(6,732)	Merit Medical Systems Inc	Morgan Stanley	19,254
4,929	Meritage Homes Corp	Bank of America Merrill Lynch	(20,653)
8,030	Meritage Homes Corp	Barclays Bank	13,892
8,200	Meritage Homes Corp	Goldman Sachs	(34,358)
5,649	Meritage Homes Corp	HSBC	(59,201)
(3,816)	Meritage Homes Corp	Morgan Stanley	(6,602)
7,291	Meritage Homes Corp	Morgan Stanley	12,613
36,487	Meritor Inc	Bank of America Merrill Lynch	(9,122)
8,890	Meritor Inc	Barclays Bank	7,023
3,893	Meritor Inc	Goldman Sachs	946
(5,081)	Mersana Therapeutics Inc	Bank of America Merrill Lynch	(1,016)
(4,069)	Mersana Therapeutics Inc	Barclays Bank	(122)
(2,611)	Mersana Therapeutics Inc	Goldman Sachs	(522)
(6,018)	Mersana Therapeutics Inc	HSBC	3,611
(7,359)	Mersana Therapeutics Inc	Morgan Stanley	(55)
(6,149)	Mesa Air Group Inc	Barclays Bank	4,981
(15,002)	Mesa Air Group Inc	Morgan Stanley	12,152
3,918	Mesa Laboratories Inc	Bank of America Merrill Lynch	1,567
1,240	Mesa Laboratories Inc	Goldman Sachs	417
910	Mesa Laboratories Inc	HSBC	(2,054)
(16,681)	Meta Financial Group Inc	Bank of America Merrill Lynch	(47,207)
(12,597)	Meta Financial Group Inc	Barclays Bank	(24,312)
(50,484)	Meta Financial Group Inc	Morgan Stanley	(97,434)
32,456	Metacrine Inc	Bank of America Merrill Lynch	15,254
11,710	Metacrine Inc	Barclays Bank	586
15,698	Metacrine Inc	Goldman Sachs	7,378
4,975	Metacrine Inc	HSBC	2,587
10,351	Metacrine Inc	Morgan Stanley	518
9,131	Methode Electronics Inc	Barclays Bank	9,040
29,765	Methode Electronics Inc	Goldman Sachs	38,397
8,143	Methode Electronics Inc	HSBC	19,380
20,145	Methode Electronics Inc	Morgan Stanley	19,944
14,560	MetLife Inc	Bank of America Merrill Lynch	(1,095)
29,193	MetLife Inc	Barclays Bank	2,419
11,810	MetLife Inc	Goldman Sachs	(4,015)
44,025	MetLife Inc	HSBC	(48,868)
61,068	MetLife Inc	Morgan Stanley	(611)
(30,930)	Metrocity Bankshares Inc	Barclays Bank	(1,856)

保有高	銘柄	取引相手	未実現純評価 益 / (損) (米ドル)
	米国 (続き)		
(23,793)	Metrocity Bankshares Inc	Goldman Sachs	(12,610)
(10,537)	Metrocity Bankshares Inc	HSBC	(7,481)
(1,057)	Metropolitan Bank Holding Corp	Barclays Bank	(465)
(3,742)	Metropolitan Bank Holding Corp	Goldman Sachs	674
(1,943)	Metropolitan Bank Holding Corp	HSBC	(2,740)
(1,544)	Metropolitan Bank Holding Corp	Morgan Stanley	(679)
100	Mettler-Toledo International Inc	Bank of America Merrill Lynch	4,194
290	Mettler-Toledo International Inc	Barclays Bank	1,925
1,411	Mettler-Toledo International Inc	HSBC	66,200
(97,876)	MFA Financial Inc (REIT)	Bank of America Merrill Lynch	(979)
(77,825)	MFA Financial Inc (REIT)	Barclays Bank	3,891
(465,790)	MFA Financial Inc (REIT)	Goldman Sachs	(4,658)
(2,562)	MGE Energy Inc	Bank of America Merrill Lynch	(1,255)
(14,572)	MGE Energy Inc	Barclays Bank	9,763
(25,694)	MGE Energy Inc	HSBC	(13,618)
(41,423)	MGE Energy Inc	Morgan Stanley	27,753
(2,451)	MGIC Investment Corp	Bank of America Merrill Lynch	(907)
9,713	MGM Growth Properties LLC ' A ' (REIT)	Bank of America Merrill Lynch	8,256
11,393	MGM Growth Properties LLC ' A ' (REIT)	Barclays Bank	(1,253)
10,094	MGM Growth Properties LLC ' A ' (REIT)	Goldman Sachs	8,580
17,125	MGM Growth Properties LLC ' A ' (REIT)	HSBC	20,550
4,720	MGM Growth Properties LLC ' A ' (REIT)	Morgan Stanley	(519)
17,225	MGM Resorts International	Bank of America Merrill Lynch	70,475
23,966	MGM Resorts International	Barclays Bank	27,082
3,205	MGM Resorts International	Goldman Sachs	13,205
491	MGM Resorts International	HSBC	1,674
51,551	MGM Resorts International	Morgan Stanley	45,365
(1,565)	MGP Ingredients Inc	Goldman Sachs	(3,271)
(10,456)	MGP Ingredients Inc	HSBC	(62,736)
(589)	MGP Ingredients Inc	Morgan Stanley	(1,213)
(5,093)	Microchip Technology Inc	Bank of America Merrill Lynch	(65,433)
(8,644)	Microchip Technology Inc	Barclays Bank	(24,635)
(1,747)	Microchip Technology Inc	Goldman Sachs	(23,462)
(6,666)	Microchip Technology Inc	HSBC	(90,924)
(22,310)	Microchip Technology Inc	Morgan Stanley	(63,583)
(466)	Micron Technology Inc	Barclays Bank	(578)
1,165	Micron Technology Inc	Barclays Bank	1,445
(6,750)	Micron Technology Inc	HSBC	(22,208)
(13,193)	Micron Technology Inc	Morgan Stanley	(16,359)
(4,993)	Microsoft Corp	Bank of America Merrill Lynch	(22,469)
2,032	Microsoft Corp	Bank of America Merrill Lynch	(3,143)
(1,783)	Microsoft Corp	Barclays Bank	1,961
4,981	Microsoft Corp	Barclays Bank	(2,731)
(11,075)	Microsoft Corp	Goldman Sachs	(49,838)
842	Microsoft Corp	Goldman Sachs	2,364

保有高	銘柄	取引相手	未実現純評価 益/(損) (米ドル)
	米国(続き)		
4,614	Microsoft Corp	Morgan Stanley	(5,075)
(156)	MicroStrategy Inc 'A'	Bank of America Merrill Lynch	3,019
(576)	MicroStrategy Inc 'A'	Barclays Bank	1,412
(37)	MicroStrategy Inc 'A'	Goldman Sachs	716
8,539	Mid Penn Bancorp Inc	Bank of America Merrill Lynch	-
14,154	Mid Penn Bancorp Inc	Barclays Bank	(1,982)
3,743	Mid Penn Bancorp Inc	Goldman Sachs	-
7,785	Mid Penn Bancorp Inc	HSBC	2,111
17,763	Mid Penn Bancorp Inc	Morgan Stanley	(2,487)
(8,772)	Mid-America Apartment Communities Inc (REIT)	Goldman Sachs	(30,489)
(6,660)	Mid-America Apartment Communities Inc (REIT)	HSBC	(8,791)
(18,480)	Mid-America Apartment Communities Inc (REIT)	Morgan Stanley	(24,394)
16	Middleby Corp	Bank of America Merrill Lynch	(118)
3,972	Middleby Corp	Morgan Stanley	5,521
(1,228)	Middlefield Banc Corp	Bank of America Merrill Lynch	(381)
(402)	Middlefield Banc Corp	Barclays Bank	(125)
(2,301)	Middlesex Water Co	Bank of America Merrill Lynch	(12,287)
(24,288)	Middlesex Water Co	Morgan Stanley	(123,869)
22,494	Midland States Bancorp Inc	Bank of America Merrill Lynch	(9,672)
8,713	Midland States Bancorp Inc	Barclays Bank	2,265
13,156	Midland States Bancorp Inc	Goldman Sachs	(5,657)
15,056	Midland States Bancorp Inc	HSBC	(8,431)
7,555	Midland States Bancorp Inc	Morgan Stanley	1,964
400	Midwest Holding Inc	Bank of America Merrill Lynch	(644)
1,084	Midwest Holding Inc	Barclays Bank	(1,062)
974	Midwest Holding Inc	Goldman Sachs	(1,568)
1,012	Midwest Holding Inc	Morgan Stanley	(992)
11,908	MidWestOne Financial Group Inc	Bank of America Merrill Lynch	(1,786)
28,737	MidWestOne Financial Group Inc	Barclays Bank	(10,058)
37,494	MidWestOne Financial Group Inc	Goldman Sachs	(5,624)
14,191	MidWestOne Financial Group Inc	HSBC	5,534
33,239	MidWestOne Financial Group Inc	Morgan Stanley	(11,634)
(67,596)	Milestone Scientific Inc	Barclays Bank	3,380
(20,990)	Milestone Scientific Inc	Goldman Sachs	2,309
(10,406)	Millendo Therapeutics Inc	Bank of America Merrill Lynch	(1,249)
(31,808)	Millendo Therapeutics Inc	Barclays Bank	(1,590)
(39,946)	Millendo Therapeutics Inc	Goldman Sachs	(4,794)
(32,935)	Millendo Therapeutics Inc	HSBC	(3,623)
(28,951)	Millendo Therapeutics Inc	Morgan Stanley	(1,448)
(3,442)	Miller Industries Inc	Bank of America Merrill Lynch	1,318
(25,103)	Miller Industries Inc	Barclays Bank	(11,262)
(21,501)	Miller Industries Inc	Goldman Sachs	9,040
(3,096)	Miller Industries Inc	Morgan Stanley	(334)

保有高	銘柄	取引相手	未実現純評価 益/(損) (米ドル)
	米国(続き)		
15,254	Mimecast Ltd	Goldman Sachs	(2,630)
15,739	Mimecast Ltd	Morgan Stanley	(5,521)
1,993	MiMedx Group Inc	Barclays Bank	1,634
3,401	MiMedx Group Inc	Goldman Sachs	5,136
2,574	MiMedx Group Inc	HSBC	3,166
3,750	MiMedx Group Inc	Morgan Stanley	3,075
(413)	Minerals Technologies Inc	Barclays Bank	(1,166)
(8,422)	Minerals Technologies Inc	HSBC	(43,121)
(34,192)	Minerals Technologies Inc	Morgan Stanley	(76,590)
(34,690)	Minerva Neurosciences Inc	HSBC	(22,895)
(9,178)	Minerva Neurosciences Inc	Morgan Stanley	734
51,209	Miragen Therapeutics Inc*	Goldman Sachs	(51)
1,884	Miragen Therapeutics Inc*	Morgan Stanley	-
(331)	Mirati Therapeutics Inc	Bank of America Merrill Lynch	(1,337)
1,361	Mirati Therapeutics Inc	Barclays Bank	10,031
(1,676)	Mirati Therapeutics Inc	Barclays Bank	(8,751)
(274)	Mirati Therapeutics Inc	Goldman Sachs	(726)
1,041	Mirati Therapeutics Inc	Goldman Sachs	2,281
(2,635)	Mirati Therapeutics Inc	Morgan Stanley	(18,344)
20,836	Mirum Pharmaceuticals Inc	Barclays Bank	(1,250)
2,730	Mirum Pharmaceuticals Inc	HSBC	(3,221)
3,399	Mirum Pharmaceuticals Inc	Morgan Stanley	(204)
(8,510)	Misonix Inc	Bank of America Merrill Lynch	5,617
(7,551)	Misonix Inc	HSBC	755
(41,075)	Misonix Inc	Morgan Stanley	32,449
3,818	Mission Produce Inc	Bank of America Merrill Lynch	2,902
28,782	Mission Produce Inc	Barclays Bank	(9,498)
46,192	Mission Produce Inc	Goldman Sachs	35,106
14,489	Mission Produce Inc	Morgan Stanley	(4,781)
35,814	Mistras Group Inc	Bank of America Merrill Lynch	-
7,157	Mistras Group Inc	Barclays Bank	573
3,615	Mistras Group Inc	HSBC	1,157
37,123	Mistras Group Inc	Morgan Stanley	2,970
17,608	Mitek Systems Inc	Bank of America Merrill Lynch	10,037
2,460	Mitek Systems Inc	Barclays Bank	(295)
1,807	Mitek Systems Inc	Goldman Sachs	1,030
2,813	Mitek Systems Inc	HSBC	4,641
3,194	Mitek Systems Inc	Morgan Stanley	(383)
(4,514)	MKS Instruments Inc	Morgan Stanley	(7,448)
2,670	Model N Inc	Bank of America Merrill Lynch	274
3,563	Model N Inc	Barclays Bank	6,805
867	Model N Inc	Goldman Sachs	818
2,795	Model N Inc	HSBC	(1,202)
8,693	Model N Inc	Morgan Stanley	16,604
331	Moderna Inc	Goldman Sachs	9,092

保有高	銘柄	取引相手	未実現純評価 益/(損) (米ドル)
	米国(続き)		
(786)	Moderna Inc	Goldman Sachs	443
302	Moderna Inc	Morgan Stanley	6,294
4,613	Modine Manufacturing Co	Barclays Bank	2,698
40,060	Modine Manufacturing Co	Goldman Sachs	25,238
(6,010)	ModivCare Inc	Bank of America Merrill Lynch	(17,008)
(775)	ModivCare Inc	Barclays Bank	612
(1,760)	ModivCare Inc	Goldman Sachs	(4,981)
(453)	ModivCare Inc	Morgan Stanley	358
3,987	Moelis & Co 'A'	Barclays Bank	2,113
4,483	Moelis & Co 'A'	HSBC	4,304
(1,204)	Mohawk Industries Inc	HSBC	19,023
(3,259)	Mohawk Industries Inc	Morgan Stanley	(7,822)
(5,994)	Molecular Templates Inc	Barclays Bank	(60)
(6,051)	Molecular Templates Inc	Goldman Sachs	(3,933)
(2,483)	Molecular Templates Inc	HSBC	(1,068)
(6,799)	Molecular Templates Inc	Morgan Stanley	(68)
(1,474)	Molina Healthcare Inc	Morgan Stanley	3,891
2,667	Molson Coors Beverage Co 'B'	Goldman Sachs	(398)
9,586	Molson Coors Beverage Co 'B'	HSBC	(11,887)
25,080	Molson Coors Beverage Co 'B'	Morgan Stanley	11,854
2,595	Monarch Casino & Resort Inc	Barclays Bank	(727)
1,849	Monarch Casino & Resort Inc	Goldman Sachs	(92)
333	Monarch Casino & Resort Inc	HSBC	103
(9,634)	Mondelez International Inc 'A'	Bank of America Merrill Lynch	(10,810)
(36,704)	Mondelez International Inc 'A'	Barclays Bank	5,505
(34,327)	Mondelez International Inc 'A'	Goldman Sachs	(36,387)
(18,801)	Mondelez International Inc 'A'	HSBC	(25,288)
(14,746)	Mondelez International Inc 'A'	Morgan Stanley	2,212
(27,151)	MoneyGram International Inc	Bank of America Merrill Lynch	(61,361)
(8,387)	MoneyGram International Inc	Barclays Bank	(7,968)
90	MongoDB Inc	Barclays Bank	465
(463)	MongoDB Inc	Goldman Sachs	(2,091)
(18,376)	Monmouth Real Estate Investment Corp (REIT)	Bank of America Merrill Lynch	(177)
(31,765)	Monmouth Real Estate Investment Corp (REIT)	Barclays Bank	8,577
(79,746)	Monmouth Real Estate Investment Corp (REIT)	Goldman Sachs	(6,278)
(6,051)	Monmouth Real Estate Investment Corp (REIT)	HSBC	1,694
(56,661)	Monmouth Real Estate Investment Corp (REIT)	Morgan Stanley	15,298
288	Monolithic Power Systems Inc	Bank of America Merrill Lynch	8,876
1,033	Monolithic Power Systems Inc	HSBC	21,962
865	Monolithic Power Systems Inc	Morgan Stanley	11,435
(16,029)	Monro Inc	Barclays Bank	12,022
(5,819)	Monster Beverage Corp	Bank of America Merrill Lynch	(18,467)
2,898	Monster Beverage Corp	Bank of America Merrill Lynch	8,462
(24,784)	Monster Beverage Corp	Barclays Bank	(21,003)
18,074	Monster Beverage Corp	Barclays Bank	18,797

保有高	銘柄	取引相手	未実現純評価 益/(損) (米ドル)
	米国(続き)		
(13,677)	Monster Beverage Corp	Goldman Sachs	(38,484)
17,712	Monster Beverage Corp	Goldman Sachs	51,719
(7,348)	Monster Beverage Corp	HSBC	(19,619)
(33,607)	Monster Beverage Corp	Morgan Stanley	(33,696)
5,966	Monster Beverage Corp	Morgan Stanley	6,205
16,922	Montauk Renewables Inc	Bank of America Merrill Lynch	7,276
25,773	Montauk Renewables Inc	Barclays Bank	(2,577)
19,513	Montauk Renewables Inc	Goldman Sachs	8,391
12,389	Montauk Renewables Inc	HSBC	8,177
6,303	Montauk Renewables Inc	Morgan Stanley	(630)
(803)	Montrose Environmental Group Inc	Bank of America Merrill Lynch	(1,780)
(2,240)	Montrose Environmental Group Inc	Barclays Bank	(1,203)
3,521	Moody's Corp	Barclays Bank	12,218
(1,003)	Moody's Corp	Barclays Bank	(3,480)
(741)	Moody's Corp	Goldman Sachs	(4,194)
2,667	Moody's Corp	Morgan Stanley	9,254
(908)	Moody's Corp	Morgan Stanley	(3,151)
7,958	Moog Inc 'A'	Bank of America Merrill Lynch	10,425
10,835	Moog Inc 'A'	Barclays Bank	41,715
3,279	Moog Inc 'A'	Goldman Sachs	4,295
2,525	Moog Inc 'A'	HSBC	3,485
17,900	Moog Inc 'A'	Morgan Stanley	68,915
(171)	Morgan Group Holding Co	Bank of America Merrill Lynch	74
(47)	Morgan Group Holding Co	Barclays Bank	114
(9)	Morgan Group Holding Co	Goldman Sachs	4
(69)	Morgan Group Holding Co	HSBC	82
(50)	Morgan Group Holding Co	Morgan Stanley	122
2,749	Morgan Stanley	Bank of America Merrill Lynch	7,862
(2,348)	Morgan Stanley	Bank of America Merrill Lynch	(4,600)
40,309	Morgan Stanley	Barclays Bank	50,789
(1,411)	Morgan Stanley	Barclays Bank	(1,778)
10,606	Morgan Stanley	Goldman Sachs	30,333
33,655	Morgan Stanley	HSBC	150,774
(2,325)	Morgan Stanley	HSBC	(8,247)
3,907	Morningstar Inc	Bank of America Merrill Lynch	(27,583)
1,454	Morningstar Inc	Goldman Sachs	(10,265)
(2,675)	Morphic Holding Inc	Bank of America Merrill Lynch	(7,517)
(3,986)	Morphic Holding Inc	Barclays Bank	(16,861)
(3,997)	Morphic Holding Inc	Goldman Sachs	(11,232)
5,648	Mosaic Co	Morgan Stanley	2,485
(10,375)	Mosaic Co	Morgan Stanley	(4,565)
6,586	Motorcar Parts of America Inc	Morgan Stanley	6,784
1,814	Motorola Solutions Inc	Bank of America Merrill Lynch	8,453
3,688	Motorola Solutions Inc	Barclays Bank	9,109
3,067	Motorola Solutions Inc	HSBC	15,029

保有高	銘柄	取引相手	未実現純評価 益/(損) (米ドル)
	米国(続き)		
2,992	Motorola Solutions Inc	Morgan Stanley	7,390
(8,962)	Motorsport Games Inc 'A'	Bank of America Merrill Lynch	19,985
(4,792)	Motorsport Games Inc 'A'	Goldman Sachs	10,686
(5,764)	Movado Group Inc	Morgan Stanley	12,450
(3,626)	MP Materials Corp	Barclays Bank	(1,235)
(2,567)	MP Materials Corp	Morgan Stanley	(5,591)
(4,245)	Mr Cooper Group Inc	Goldman Sachs	(3,014)
21,303	MRC Global Inc	Bank of America Merrill Lynch	(28,120)
4,967	MRC Global Inc	Barclays Bank	(993)
23,765	MRC Global Inc	Goldman Sachs	(31,370)
35,527	MRC Global Inc	HSBC	(28,066)
3,110	MRC Global Inc	Morgan Stanley	(622)
(579)	MSA Safety Inc	Goldman Sachs	(321)
443	MSA Safety Inc	HSBC	718
(198)	MSA Safety Inc	HSBC	(11)
1,595	MSA Safety Inc	Morgan Stanley	5,248
(612)	MSA Safety Inc	Morgan Stanley	(2,013)
(797)	MSC Industrial Direct Co Inc 'A'	Bank of America Merrill Lynch	805
4,601	MSC Industrial Direct Co Inc 'A'	Bank of America Merrill Lynch	1,449
(22,674)	MSC Industrial Direct Co Inc 'A'	Barclays Bank	2,721
(1,031)	MSC Industrial Direct Co Inc 'A'	Goldman Sachs	1,041
2,011	MSC Industrial Direct Co Inc 'A'	Goldman Sachs	(2,031)
1,065	MSC Industrial Direct Co Inc 'A'	HSBC	(168)
(283)	MSC Industrial Direct Co Inc 'A'	Morgan Stanley	34
2,086	MSC Industrial Direct Co Inc 'A'	Morgan Stanley	(250)
(330)	MSCI Inc	Bank of America Merrill Lynch	(3,982)
(1,196)	MSCI Inc	Barclays Bank	(6,315)
(222)	MSCI Inc	Goldman Sachs	(2,742)
(109)	MSCI Inc	HSBC	955
(4,735)	MSCI Inc	Morgan Stanley	(20,268)
(65,183)	MSG Networks Inc 'A'	Bank of America Merrill Lynch	(25,421)
(24,335)	MSG Networks Inc 'A'	Barclays Bank	9,004
(13,058)	MSG Networks Inc 'A'	Goldman Sachs	(5,093)
(6,794)	Mueller Industries Inc	Barclays Bank	(68)
(13,144)	Mueller Industries Inc	Goldman Sachs	7,886
(42,189)	Mueller Industries Inc	HSBC	23,626
(60,772)	Mueller Industries Inc	Morgan Stanley	(608)
(48,544)	Mueller Water Products Inc 'A'	HSBC	14,563
(61,315)	Mueller Water Products Inc 'A'	Morgan Stanley	(4,292)
(3,654)	Multiplan Corp	Bank of America Merrill Lynch	93
(55,466)	Multiplan Corp	Barclays Bank	(6,983)
31,696	Murphy Oil Corp	Goldman Sachs	7,924
6,591	Murphy Oil Corp	HSBC	6,362
504	Murphy USA Inc	Bank of America Merrill Lynch	(4,899)
(5,969)	Murphy USA Inc	Bank of America Merrill Lynch	36,866

保有高	銘柄	取引相手	未実現純評価 益/(損) (米ドル)
	米国(続き)		
(5,466)	Murphy USA Inc	Barclays Bank	3,308
1,808	Murphy USA Inc	Barclays Bank	(1,175)
(2,976)	Murphy USA Inc	Goldman Sachs	16,184
8,859	Murphy USA Inc	Goldman Sachs	(86,109)
9,728	Murphy USA Inc	HSBC	(80,840)
(1,048)	Murphy USA Inc	Morgan Stanley	(230)
36,387	Mustang Bio Inc	Barclays Bank	5,094
23,540	Mustang Bio Inc	Goldman Sachs	11,535
11,480	Mustang Bio Inc	HSBC	5,693
5,910	Mustang Bio Inc	Morgan Stanley	827
(11,408)	MVB Financial Corp	Goldman Sachs	24,071
(5,108)	MVB Financial Corp	Morgan Stanley	(8,020)
(32,667)	Myers Industries Inc	Bank of America Merrill Lynch	(5,880)
(5,278)	Myers Industries Inc	Goldman Sachs	(950)
(6,738)	Myers Industries Inc	HSBC	(2,224)
(17,203)	Myers Industries Inc	Morgan Stanley	(3,957)
4,557	MYR Group Inc	Bank of America Merrill Lynch	21,053
8,857	MYR Group Inc	Goldman Sachs	40,919
4,342	MYR Group Inc	Morgan Stanley	14,242
3,433	Myriad Genetics Inc	Bank of America Merrill Lynch	4,633
2,716	Myriad Genetics Inc	Barclays Bank	(421)
4,336	Myriad Genetics Inc	Goldman Sachs	3,076
738	Myriad Genetics Inc	HSBC	(144)
(7,072)	Myriad Genetics Inc	Morgan Stanley	(1,768)
8,494	Myriad Genetics Inc	Morgan Stanley	2,124
(5,599)	Nabors Industries Ltd	Barclays Bank	32,530
(3,639)	NACCO Industries Inc 'A'	Bank of America Merrill Lynch	1,638
(11,948)	NACCO Industries Inc 'A'	Barclays Bank	-
2,111	NanoString Technologies Inc	Goldman Sachs	13,278
10,092	NanoString Technologies Inc	Morgan Stanley	47,735
(14,413)	NantHealth Inc	Barclays Bank	(1,874)
(7,500)	Napco Security Technologies Inc	Bank of America Merrill Lynch	8,325
(14,349)	Napco Security Technologies Inc	Barclays Bank	19,691
(9,555)	Napco Security Technologies Inc	Goldman Sachs	9,732
(17,755)	Napco Security Technologies Inc	HSBC	16,157
(4,159)	Napco Security Technologies Inc	Morgan Stanley	6,821
(5,981)	Nasdaq Inc	Bank of America Merrill Lynch	(22,190)
(6,742)	Nasdaq Inc	Barclays Bank	(15,119)
(9,201)	Nasdaq Inc	Goldman Sachs	(34,136)
(1,126)	Nasdaq Inc	Morgan Stanley	(2,715)
(3,014)	Natera Inc	Barclays Bank	(23,268)
7,088	Natera Inc	Barclays Bank	54,719
(674)	Natera Inc	Goldman Sachs	(1,570)
8,227	Natera Inc	Goldman Sachs	23,135
525	Natera Inc	HSBC	1,864

保有高	銘柄	取引相手	未実現純評価 益/(損) (米ドル)
	米国(続き)		
(294)	Natera Inc	Morgan Stanley	(2,270)
270	Natera Inc	Morgan Stanley	668
2,168	Nathan's Famous Inc	Morgan Stanley	477
5,079	National Bank Holdings Corp 'A'	Goldman Sachs	(9,142)
10,583	National Bank Holdings Corp 'A'	HSBC	(14,816)
22,005	National Bank Holdings Corp 'A'	Morgan Stanley	(18,484)
(11,221)	National Bankshares Inc	Bank of America Merrill Lynch	17,954
(13,068)	National Bankshares Inc	Barclays Bank	(3,790)
(7,061)	National Bankshares Inc	Goldman Sachs	11,298
(12,807)	National Bankshares Inc	Morgan Stanley	(3,714)
(6,574)	National Beverage Corp	Bank of America Merrill Lynch	(29,057)
(2,697)	National Beverage Corp	Barclays Bank	(10,276)
15,063	National CineMedia Inc	Bank of America Merrill Lynch	5,573
26,676	National CineMedia Inc	Barclays Bank	1,654
30,368	National CineMedia Inc	Goldman Sachs	11,236
15,765	National CineMedia Inc	Morgan Stanley	205
9,089	National Energy Services Reunited Corp	Goldman Sachs	(7,544)
20,866	National Energy Services Reunited Corp	Morgan Stanley	(10,224)
(11,315)	National Fuel Gas Co	Bank of America Merrill Lynch	2,037
(9,511)	National Fuel Gas Co	Barclays Bank	5,421
(6,144)	National Fuel Gas Co	Goldman Sachs	961
(6,167)	National Fuel Gas Co	HSBC	6,105
(26,893)	National Fuel Gas Co	Morgan Stanley	15,329
(22,432)	National Health Investors Inc (REIT)	Bank of America Merrill Lynch	20,638
(11,483)	National Health Investors Inc (REIT)	Barclays Bank	9,769
(8,291)	National Health Investors Inc (REIT)	Goldman Sachs	5,703
(12,129)	National Health Investors Inc (REIT)	HSBC	54,944
(25,152)	National Health Investors Inc (REIT)	Morgan Stanley	21,631
(2,430)	National HealthCare Corp	Barclays Bank	2,114
(11,408)	National HealthCare Corp	Goldman Sachs	7,187
(7,223)	National HealthCare Corp	HSBC	(18,924)
(6,119)	National HealthCare Corp	Morgan Stanley	5,324
44,531	National Instruments Corp	Morgan Stanley	33,398
(2,168)	National Presto Industries Inc	Bank of America Merrill Lynch	12,336
(599)	National Presto Industries Inc	Barclays Bank	1,072
(3,725)	National Presto Industries Inc	Goldman Sachs	21,195
(3,291)	National Presto Industries Inc	Morgan Stanley	5,891
8,881	National Research Corp	Morgan Stanley	(17,496)
(8,340)	National Retail Properties Inc (REIT)	Barclays Bank	(5,588)
(9,823)	National Retail Properties Inc (REIT)	Goldman Sachs	(12,770)
19,398	National Storage Affiliates Trust (REIT)	Barclays Bank	16,100
12,714	National Storage Affiliates Trust (REIT)	Morgan Stanley	10,553
13,805	National Vision Holdings Inc	Bank of America Merrill Lynch	(6,220)
6,516	National Vision Holdings Inc	Barclays Bank	8,536
24,207	National Vision Holdings Inc	Goldman Sachs	(7,129)

保有高	銘柄	取引相手	未実現純評価 益/(損) (米ドル)
	米国(続き)		
10,140	National Vision Holdings Inc	HSBC	(8,142)
3,471	National Vision Holdings Inc	Morgan Stanley	4,547
(572)	National Western Life Group Inc 'A'	Bank of America Merrill Lynch	5,485
(2,895)	National Western Life Group Inc 'A'	Barclays Bank	5,153
(2,628)	National Western Life Group Inc 'A'	Goldman Sachs	6,341
(692)	National Western Life Group Inc 'A'	Morgan Stanley	238
687	Natural Gas Services Group Inc	Goldman Sachs	(199)
39,208	Natural Gas Services Group Inc	Morgan Stanley	(9,018)
(18,536)	Natural Grocers by Vitamin Cottage Inc	Bank of America Merrill Lynch	(1,369)
(11,553)	Natural Grocers by Vitamin Cottage Inc	Barclays Bank	(2,708)
(10,562)	Natural Grocers by Vitamin Cottage Inc	Goldman Sachs	2,723
(8,090)	Natural Grocers by Vitamin Cottage Inc	Morgan Stanley	(2,346)
5,323	Natural Health Trends Corp	Morgan Stanley	(1,065)
19,911	Nature's Sunshine Products Inc	Bank of America Merrill Lynch	24,094
20,720	Nature's Sunshine Products Inc	Barclays Bank	9,738
10,524	Nature's Sunshine Products Inc	Goldman Sachs	10,572
1,012	Nature's Sunshine Products Inc	HSBC	101
19,046	Nature's Sunshine Products Inc	Morgan Stanley	7,552
4,246	Natus Medical Inc	Bank of America Merrill Lynch	(1,189)
38,838	Natus Medical Inc	Goldman Sachs	(10,875)
12,226	Natus Medical Inc	HSBC	(7,336)
3,339	Nautilus Inc	Bank of America Merrill Lynch	1,536
3,967	Nautilus Inc	Morgan Stanley	3,570
(20,609)	Navient Corp	Bank of America Merrill Lynch	(18,239)
(72,682)	Navient Corp	Barclays Bank	(55,965)
(7,505)	Navient Corp	Goldman Sachs	(6,642)
(30,037)	Navient Corp	HSBC	(30,638)
(23,210)	Navient Corp	Morgan Stanley	(17,872)
21,284	Navigator Holdings Ltd	Barclays Bank	(10,429)
7,527	Navigator Holdings Ltd	Goldman Sachs	(4,290)
7,820	Navigator Holdings Ltd	HSBC	(6,256)
(5,907)	Navistar International Corp	Bank of America Merrill Lynch	54
1,556	Navistar International Corp	Bank of America Merrill Lynch	-
(19,312)	Navistar International Corp	Barclays Bank	580
13,859	Navistar International Corp	Barclays Bank	(416)
(23,799)	Navistar International Corp	Goldman Sachs	-
12,857	Navistar International Corp	Goldman Sachs	(120)
3,376	Navistar International Corp	HSBC	-
(6,523)	Navistar International Corp	Morgan Stanley	196
2,940	Navistar International Corp	Morgan Stanley	(88)
(22,827)	NBT Bancorp Inc	HSBC	(2,283)
(17,747)	NBT Bancorp Inc	Morgan Stanley	19,522
1,979	nCino Inc	Bank of America Merrill Lynch	21,057
1,207	nCino Inc	Goldman Sachs	12,842
3,212	NCR Corp	Goldman Sachs	(3,420)

保有高	銘柄	取引相手	未実現純評価 益 / (損) (米ドル)
	米国(続き)		
5,462	NCR Corp	HSBC	(3,769)
5,215	Neenah Inc	Goldman Sachs	(17,679)
9,204	Neenah Inc	Morgan Stanley	(21,629)
(3,186)	Nektar Therapeutics	Bank of America Merrill Lynch	731
4,396	Nektar Therapeutics	Barclays Bank	623
(2,073)	Nektar Therapeutics	Barclays Bank	112
(18,015)	Nektar Therapeutics	Goldman Sachs	2,162
(1,594)	Nektar Therapeutics	HSBC	2,646
(7,404)	Nelnet Inc 'A'	HSBC	(2,073)
(2,715)	Nelnet Inc 'A'	Morgan Stanley	54
3,757	Nemauro Medical Inc	Barclays Bank	2,292
810	NEOGAMES SA	Bank of America Merrill Lynch	13,349
1,617	NEOGAMES SA	Goldman Sachs	26,648
5,507	Neogen Corp	Barclays Bank	(2,038)
2,196	Neogen Corp	Goldman Sachs	2,240
3,505	Neogen Corp	Morgan Stanley	(1,297)
(1,076)	NeoGenomics Inc	Bank of America Merrill Lynch	(3,658)
3,759	NeoGenomics Inc	Bank of America Merrill Lynch	5,998
14,508	NeoGenomics Inc	Barclays Bank	27,914
(1,162)	NeoGenomics Inc	Barclays Bank	(2,370)
8,908	NeoGenomics Inc	Goldman Sachs	28,298
(922)	NeoGenomics Inc	HSBC	(4,095)
24,146	NeoGenomics Inc	Morgan Stanley	34,385
(6,324)	Neoleukin Therapeutics Inc	Bank of America Merrill Lynch	5,375
(7,958)	Neoleukin Therapeutics Inc	Barclays Bank	716
(11,281)	Neoleukin Therapeutics Inc	Goldman Sachs	6,159
(3,007)	Neoleukin Therapeutics Inc	HSBC	2,135
(2,605)	Neoleukin Therapeutics Inc	Morgan Stanley	234
(10,219)	NeoPhotonics Corp	Bank of America Merrill Lynch	(9,095)
(15,091)	NeoPhotonics Corp	Barclays Bank	604
(13,340)	NeoPhotonics Corp	Goldman Sachs	(6,272)
(12,485)	NeoPhotonics Corp	HSBC	(13,359)
(32,318)	NeoPhotonics Corp	Morgan Stanley	1,293
(10,008)	NetApp Inc	Bank of America Merrill Lynch	10,709
(10,789)	NetApp Inc	Barclays Bank	17,478
(12,929)	NetApp Inc	Goldman Sachs	13,834
19,212	NetApp Inc	Morgan Stanley	(31,123)
(4,669)	NetApp Inc	Morgan Stanley	7,564
(149)	Netflix Inc	Bank of America Merrill Lynch	(2,067)
(2,210)	Netflix Inc	Barclays Bank	199
(2,338)	Netflix Inc	Goldman Sachs	(33,830)
(751)	Netflix Inc	HSBC	(12,106)
(1,340)	Netflix Inc	Morgan Stanley	121
5,035	NETGEAR Inc	Goldman Sachs	7,250
7,181	NETGEAR Inc	Morgan Stanley	6,822

保有高	銘柄	取引相手	未実現純評価 益/(損) (米ドル)
	米国(続き)		
(4,138)	NetScout Systems Inc	Bank of America Merrill Lynch	(6,704)
(715)	NetScout Systems Inc	Barclays Bank	(1,051)
(15,683)	NetScout Systems Inc	Goldman Sachs	(25,406)
(25,950)	NetScout Systems Inc	HSBC	(71,103)
(14,832)	NetScout Systems Inc	Morgan Stanley	(21,803)
(3,971)	NETSTREIT Corp (REIT)	Bank of America Merrill Lynch	(3,653)
(25,165)	NETSTREIT Corp (REIT)	Goldman Sachs	(23,152)
(37,849)	NeuBase Therapeutics Inc	Bank of America Merrill Lynch	(8,327)
(14,766)	NeuBase Therapeutics Inc	Barclays Bank	(2,363)
(1,280)	Neurocrine Biosciences Inc	Goldman Sachs	(4,019)
(8,953)	Neurocrine Biosciences Inc	Morgan Stanley	(3,671)
(15,125)	Neuronetics Inc	Bank of America Merrill Lynch	(7,411)
(2,414)	Neuronetics Inc	Barclays Bank	2,245
937	NeuroPace Inc	Bank of America Merrill Lynch	1,134
2,621	NeuroPace Inc	Barclays Bank	2,438
2,807	NeuroPace Inc	Goldman Sachs	3,396
2,074	NeuroPace Inc	Morgan Stanley	1,929
5,799	Nevro Corp	Bank of America Merrill Lynch	37,751
20,448	Nevro Corp	Barclays Bank	23,817
1,649	Nevro Corp	HSBC	(436)
5,118	Nevro Corp	Morgan Stanley	820
(2,260)	New Fortress Energy Inc	Morgan Stanley	5,966
16,064	New Jersey Resources Corp	Bank of America Merrill Lynch	2,088
73,744	New Jersey Resources Corp	Goldman Sachs	9,587
7,059	New Jersey Resources Corp	HSBC	(5,012)
2,050	New Jersey Resources Corp	Morgan Stanley	(1,169)
3,354	New Relic Inc	Bank of America Merrill Lynch	13,684
(4,595)	New Relic Inc	Bank of America Merrill Lynch	(14,335)
3,253	New Relic Inc	Barclays Bank	3,546
(2,278)	New Relic Inc	Barclays Bank	(2,483)
1,578	New Relic Inc	Goldman Sachs	6,438
(5,068)	New Relic Inc	Goldman Sachs	(19,681)
(853)	New Relic Inc	HSBC	(237)
(55,519)	New Residential Investment Corp (REIT)	Goldman Sachs	(7,773)
3,797	New Residential Investment Corp (REIT)	Goldman Sachs	532
(24,940)	New Residential Investment Corp (REIT)	HSBC	(4,988)
16,592	New Residential Investment Corp (REIT)	HSBC	4,335
(54,330)	New Residential Investment Corp (REIT)	Morgan Stanley	(12,496)
(65,602)	New Senior Investment Group Inc (REIT)	Goldman Sachs	10,496
(42,667)	New Senior Investment Group Inc (REIT)	HSBC	3,413
(26,700)	New Senior Investment Group Inc (REIT)	Morgan Stanley	4,539
60,837	New York Community Bancorp Inc	Bank of America Merrill Lynch	11,427
145,606	New York Community Bancorp Inc	Barclays Bank	19,989
67,000	New York Community Bancorp Inc	Goldman Sachs	(8,710)
3,996	New York Community Bancorp Inc	HSBC	839

保有高	銘柄	取引相手	未実現純評価 益/(損) (米ドル)
	米国(続き)		
218,628	New York Community Bancorp Inc	Morgan Stanley	32,299
(122,463)	New York Mortgage Trust Inc (REIT)	Bank of America Merrill Lynch	(7,348)
(101,001)	New York Mortgage Trust Inc (REIT)	Barclays Bank	(1,010)
(131,605)	New York Mortgage Trust Inc (REIT)	Morgan Stanley	(1,316)
(1,249)	New York Times Co 'A'	Bank of America Merrill Lynch	(287)
3,348	New York Times Co 'A'	Barclays Bank	1,540
(3,324)	New York Times Co 'A'	Barclays Bank	887
(3,400)	New York Times Co 'A'	Goldman Sachs	(782)
4,528	New York Times Co 'A'	HSBC	(8,739)
(1,653)	New York Times Co 'A'	HSBC	3,190
14,352	New York Times Co 'A'	Morgan Stanley	6,602
(3,116)	New York Times Co 'A'	Morgan Stanley	(1,433)
8,757	NewAge Inc	Barclays Bank	1,138
13,236	NewAge Inc	Goldman Sachs	3,971
7,732	NewAge Inc	HSBC	3,093
13,125	NewAge Inc	Morgan Stanley	1,706
(4,654)	Newell Brands Inc	HSBC	2,699
(14,944)	Newell Brands Inc	Morgan Stanley	(6,575)
54,532	Newmark Group Inc 'A'	Bank of America Merrill Lynch	(16,905)
21,096	Newmark Group Inc 'A'	Barclays Bank	(1,055)
40,818	Newmark Group Inc 'A'	Goldman Sachs	(12,654)
17,302	Newmark Group Inc 'A'	HSBC	3,114
5,307	Newmark Group Inc 'A'	Morgan Stanley	(265)
270	NewMarket Corp	Barclays Bank	502
62	NewMarket Corp	Goldman Sachs	(707)
1,027	NewMarket Corp	HSBC	(7,939)
458	NewMarket Corp	Morgan Stanley	852
(1,070)	NewMarket Corp	Morgan Stanley	(1,990)
26,790	Newmont Corp	Bank of America Merrill Lynch	(8,645)
12,165	Newmont Corp	Barclays Bank	(4,445)
7,917	Newmont Corp	Goldman Sachs	(2,336)
30,440	Newpark Resources Inc	Bank of America Merrill Lynch	(7,306)
14,792	Newpark Resources Inc	Barclays Bank	-
37,884	Newpark Resources Inc	HSBC	758
(37,732)	News Corp 'A'	Barclays Bank	(2,743)
(3,297)	News Corp 'A'	Goldman Sachs	(793)
(86,428)	News Corp 'A'	Morgan Stanley	(13,119)
(36,718)	News Corp 'B'	Morgan Stanley	(3,672)
1,044	NexImmune Inc	Bank of America Merrill Lynch	626
968	NexImmune Inc	Barclays Bank	(407)
3,020	NexImmune Inc	HSBC	91
1,296	NexImmune Inc	Morgan Stanley	(544)
16,010	NexPoint Residential Trust Inc (REIT)	Morgan Stanley	7,205
(3,989)	Nexstar Media Group Inc 'A'	Bank of America Merrill Lynch	3,033
1,962	Nexstar Media Group Inc 'A'	Goldman Sachs	4,816

保有高	銘柄	取引相手	未実現純評価 益/(損) (米ドル)
	米国(続き)		
(1,029)	Nexstar Media Group Inc 'A'	Goldman Sachs	(29)
494	Nexstar Media Group Inc 'A'	HSBC	1,907
(1,116)	Nexstar Media Group Inc 'A'	HSBC	(903)
6,314	Nexstar Media Group Inc 'A'	Morgan Stanley	(5,556)
8,713	NextCure Inc	Bank of America Merrill Lynch	(1,394)
16,172	NextCure Inc	Barclays Bank	(8,086)
4,804	NextCure Inc	Goldman Sachs	(769)
15,562	NextCure Inc	HSBC	1,712
32,282	NextDecade Corp	Morgan Stanley	646
(4,559)	NextEra Energy Inc	Bank of America Merrill Lynch	(6,018)
(256)	NextEra Energy Inc	Barclays Bank	207
(17,193)	NextEra Energy Inc	Goldman Sachs	(8,872)
(2,496)	NextEra Energy Inc	Morgan Stanley	2,022
1,411	NextGen Healthcare Inc	Barclays Bank	(2,497)
19,532	NextGen Healthcare Inc	Goldman Sachs	(38,087)
19,549	NextGen Healthcare Inc	HSBC	(32,451)
(68,020)	NexTier Oilfield Solutions Inc	Bank of America Merrill Lynch	36,731
(50,644)	NexTier Oilfield Solutions Inc	Goldman Sachs	27,348
(19,021)	NGM Biopharmaceuticals Inc	Barclays Bank	7,779
(1,393)	NGM Biopharmaceuticals Inc	Morgan Stanley	557
8,897	NI Holdings Inc	Bank of America Merrill Lynch	(3,648)
11,120	NI Holdings Inc	Barclays Bank	(3,336)
17,241	NI Holdings Inc	Goldman Sachs	(7,069)
16,681	NI Holdings Inc	HSBC	6,506
6,252	NI Holdings Inc	Morgan Stanley	(1,876)
19,538	Nicholas Financial Inc	Bank of America Merrill Lynch	2,931
(4,589)	Nicolet Bankshares Inc	HSBC	1,010
(1,858)	Nicolet Bankshares Inc	Morgan Stanley	(1,301)
(6,618)	Nielsen Holdings Plc	Bank of America Merrill Lynch	417
(11,120)	Nielsen Holdings Plc	HSBC	9,674
(16,219)	Nielsen Holdings Plc	Morgan Stanley	2,863
618	NIKE Inc 'B'	Bank of America Merrill Lynch	2,237
6,543	NIKE Inc 'B'	Barclays Bank	15,652
642	NIKE Inc 'B'	Goldman Sachs	32
2,167	NIKE Inc 'B'	HSBC	130
5,320	NiSource Inc	Barclays Bank	(319)
(3,686)	NiSource Inc	Morgan Stanley	221
657	Nkarta Inc	Bank of America Merrill Lynch	(2,727)
2,212	Nkarta Inc	Barclays Bank	(3,849)
3,349	Nkarta Inc	Goldman Sachs	(8,737)
681	Nkarta Inc	HSBC	(650)
(39,035)	NL Industries Inc	Bank of America Merrill Lynch	15,614
(2,310)	NL Industries Inc	Barclays Bank	832
(21,055)	NL Industries Inc	Goldman Sachs	8,422
(3,077)	nLight Inc	Bank of America Merrill Lynch	(6,277)

保有高	銘柄	取引相手	未実現純評価 益/(損) (米ドル)
	米国(続き)		
(4,514)	nLight Inc	Barclays Bank	(7,584)
(432)	nLight Inc	Goldman Sachs	(881)
(9,503)	NMI Holdings Inc 'A'	Barclays Bank	(4,942)
(6,817)	NMI Holdings Inc 'A'	Goldman Sachs	(3,886)
(10,194)	NMI Holdings Inc 'A'	Morgan Stanley	(5,301)
(22,692)	NN Inc	Bank of America Merrill Lynch	9,758
(26,938)	NN Inc	Barclays Bank	14,277
(12,015)	NN Inc	Goldman Sachs	5,166
(8,618)	NN Inc	HSBC	(259)
(14,139)	NN Inc	Morgan Stanley	7,494
(30,695)	Noodles & Co	Barclays Bank	(11,357)
(7,050)	Noodles & Co	Goldman Sachs	(7,614)
(18,533)	Noodles & Co	Morgan Stanley	(6,857)
16,980	Nordic American Tankers Ltd	HSBC	2,038
52,796	Nordic American Tankers Ltd	Morgan Stanley	(4,752)
1,724	Nordson Corp	Bank of America Merrill Lynch	30,515
(1,585)	Nordson Corp	HSBC	(20,621)
(4,724)	Nordson Corp	Morgan Stanley	(90,795)
11,381	Nordstrom Inc	Bank of America Merrill Lynch	(28,102)
7,390	Nordstrom Inc	Barclays Bank	(29,634)
10,641	Nordstrom Inc	Goldman Sachs	(101,834)
3,725	Nordstrom Inc	HSBC	(16,568)
3,290	Nordstrom Inc	Morgan Stanley	(13,193)
(1,078)	Norfolk Southern Corp	Morgan Stanley	(453)
(6,002)	Northeast Bank	Bank of America Merrill Lynch	(2,761)
(4,984)	Northeast Bank	HSBC	(9,220)
(1,549)	Northern Oil and Gas Inc	Bank of America Merrill Lynch	(2,246)
(3,344)	Northern Oil and Gas Inc	Barclays Bank	(1,973)
(7,008)	Northern Oil and Gas Inc	Goldman Sachs	(10,162)
364	Northern Technologies International Corp	Bank of America Merrill Lynch	(80)
1,976	Northern Technologies International Corp	Goldman Sachs	(435)
7,337	Northern Technologies International Corp	Morgan Stanley	(3,815)
1,965	Northern Trust Corp	Barclays Bank	1,041
568	Northern Trust Corp	Goldman Sachs	324
(700)	Northern Trust Corp	Morgan Stanley	(371)
(143,894)	Northfield Bancorp Inc	Bank of America Merrill Lynch	28,779
(12,257)	Northfield Bancorp Inc	Goldman Sachs	2,451
(13,691)	Northfield Bancorp Inc	Morgan Stanley	-
25,641	Northrim BanCorp Inc	Barclays Bank	(18,974)
16,932	Northrim BanCorp Inc	Goldman Sachs	(36,573)
8,995	Northrim BanCorp Inc	HSBC	(180)
(18,836)	Northwest Natural Holding Co	Barclays Bank	1,643
2,012	Northwest Natural Holding Co	Morgan Stanley	(1,207)
(6,133)	Northwest Pipe Co	Bank of America Merrill Lynch	1,901
(17,458)	Northwest Pipe Co	Barclays Bank	32,996

保有高	銘柄	取引相手	未実現純評価 益 / (損) (米ドル)
	米国(続き)		
(18,196)	Northwest Pipe Co	Goldman Sachs	5,641
(3,380)	Northwest Pipe Co	HSBC	101
(4,150)	Northwest Pipe Co	Morgan Stanley	7,844
10,314	NorthWestern Corp	Bank of America Merrill Lynch	(4,676)
14,772	NorthWestern Corp	Barclays Bank	(6,073)
7,915	NorthWestern Corp	Goldman Sachs	(5,145)
24,183	NorthWestern Corp	HSBC	(98,744)
70,759	NorthWestern Corp	Morgan Stanley	(23,636)
(4,236)	NortonLifeLock Inc	Bank of America Merrill Lynch	(4,282)
(23,992)	NortonLifeLock Inc	Barclays Bank	(3,839)
(73,592)	NortonLifeLock Inc	Goldman Sachs	(106,500)
(33,937)	NortonLifeLock Inc	HSBC	(30,990)
(11,075)	NortonLifeLock Inc	Morgan Stanley	(1,772)
(23,190)	Norwegian Cruise Line Holdings Ltd	Barclays Bank	(42,902)
(2,497)	Norwood Financial Corp	Bank of America Merrill Lynch	(474)
(2,074)	Norwood Financial Corp	Barclays Bank	-
(2,575)	Norwood Financial Corp	Goldman Sachs	(489)
(1,696)	Norwood Financial Corp	HSBC	339
(2,825)	Norwood Financial Corp	Morgan Stanley	-
(6,588)	NOV Inc	Barclays Bank	1,120
(4,074)	NOV Inc	Goldman Sachs	7,455
(10,028)	NOV Inc	Morgan Stanley	1,705
52,529	Novagold Resources Inc	Barclays Bank	1,576
15,190	Novagold Resources Inc	Goldman Sachs	(304)
27,414	Novagold Resources Inc	HSBC	25,769
31,221	Novagold Resources Inc	Morgan Stanley	937
(1,033)	Novanta Inc	Bank of America Merrill Lynch	(3,399)
(2,473)	Novanta Inc	Barclays Bank	(4,748)
(748)	Novanta Inc	Goldman Sachs	(2,461)
(6,339)	Novanta Inc	Morgan Stanley	(12,171)
599	Novavax Inc	Barclays Bank	1,018
226	Novavax Inc	Goldman Sachs	1,686
100	Novavax Inc	HSBC	(1,288)
114	Novavax Inc	Morgan Stanley	194
(3,416)	Novocure Ltd	Barclays Bank	(64,084)
(757)	Novocure Ltd	Goldman Sachs	(21,953)
(2,817)	Novocure Ltd	HSBC	(61,946)
(1,775)	Novocure Ltd	Morgan Stanley	(33,299)
2,488	Novocure Ltd	Morgan Stanley	46,675
29,490	NOW Inc	Bank of America Merrill Lynch	(31,554)
22,454	NOW Inc	Barclays Bank	(1,572)
4,874	NOW Inc	Goldman Sachs	(5,215)
8,062	NOW Inc	HSBC	(7,014)
9,079	NOW Inc	Morgan Stanley	(636)
(17,467)	NRG Energy Inc	Barclays Bank	28,122

保有高	銘柄	取引相手	未実現純評価 益/(損) (米ドル)
	米国(続き)		
(11,608)	NRG Energy Inc	HSBC	38,423
(44,364)	NRG Energy Inc	Morgan Stanley	71,426
4,253	Nu Skin Enterprises Inc 'A'	Bank of America Merrill Lynch	1,395
5,737	Nu Skin Enterprises Inc 'A'	Barclays Bank	(2,123)
2,311	Nu Skin Enterprises Inc 'A'	Goldman Sachs	1,156
(3,791)	Nu Skin Enterprises Inc 'A'	HSBC	(3,981)
1,093	Nu Skin Enterprises Inc 'A'	HSBC	1,148
(2,604)	Nu Skin Enterprises Inc 'A'	Morgan Stanley	963
8,795	Nu Skin Enterprises Inc 'A'	Morgan Stanley	(3,254)
(4,536)	Nucor Corp	Bank of America Merrill Lynch	(484)
(4,839)	Nucor Corp	Barclays Bank	(5,757)
(7,539)	Nucor Corp	Goldman Sachs	(12,006)
(43,331)	Nucor Corp	Morgan Stanley	35,532
(3,169)	Nurix Therapeutics Inc	Barclays Bank	(11,694)
(5,889)	Nurix Therapeutics Inc	Goldman Sachs	(12,190)
(8,111)	Nutanix Inc 'A'	Bank of America Merrill Lynch	615
(5,322)	Nutanix Inc 'A'	Barclays Bank	2,322
4,578	Nutanix Inc 'A'	Goldman Sachs	8,515
(20,103)	Nutanix Inc 'A'	Goldman Sachs	(16,294)
9,317	Nutanix Inc 'A'	Morgan Stanley	4,938
(2,202)	Nutanix Inc 'A'	Morgan Stanley	(1,167)
(61)	NuVasive Inc	Bank of America Merrill Lynch	133
(2,556)	NuVasive Inc	Barclays Bank	5,240
(5,522)	NuVasive Inc	Morgan Stanley	11,320
(1,064)	NV5 Global Inc	Barclays Bank	(1,181)
(4,057)	NV5 Global Inc	Goldman Sachs	(14,321)
(4,296)	NV5 Global Inc	HSBC	(26,979)
(6,664)	NV5 Global Inc	Morgan Stanley	(7,397)
(1,318)	NVE Corp	Bank of America Merrill Lynch	3,229
(13,725)	NVE Corp	Barclays Bank	5,078
(8,143)	NVE Corp	Goldman Sachs	19,950
(1,851)	NVE Corp	HSBC	11,291
(452)	NVE Corp	Morgan Stanley	167
(22,899)	nVent Electric Plc	Barclays Bank	(15,342)
(12,492)	nVent Electric Plc	Goldman Sachs	(7,245)
(2,221)	nVent Electric Plc	HSBC	(1,288)
(9,688)	nVent Electric Plc	Morgan Stanley	(6,491)
(1,823)	NVIDIA Corp	Bank of America Merrill Lynch	(151,601)
(742)	NVIDIA Corp	Barclays Bank	(18,773)
(738)	NVIDIA Corp	Goldman Sachs	(61,372)
974	NVIDIA Corp	Goldman Sachs	303
(1,073)	NVIDIA Corp	Morgan Stanley	(20,237)
(19)	NVR Inc	Bank of America Merrill Lynch	(533)
(55)	NVR Inc	Goldman Sachs	(2,506)
(17)	NVR Inc	HSBC	(938)

保有高	銘柄	取引相手	未実現純評価 益/(損) (米ドル)
	米国(続き)		
(521)	NVR Inc	Morgan Stanley	(118,756)
(4,384)	NXP Semiconductors NV	Bank of America Merrill Lynch	(41,839)
(14,710)	NXP Semiconductors NV	Barclays Bank	(103,558)
(920)	NXP Semiconductors NV	Morgan Stanley	(2,814)
23,651	Nymox Pharmaceutical Corp	Bank of America Merrill Lynch	(5,440)
21,901	Nymox Pharmaceutical Corp	Goldman Sachs	(5,037)
50,506	Nymox Pharmaceutical Corp	Morgan Stanley	-
1,509	Oak Street Health Inc	Barclays Bank	(3,259)
950	Oak Street Health Inc	Goldman Sachs	2,736
1,060	Oak Street Health Inc	Morgan Stanley	(2,290)
3,294	Oak Valley Bancorp	Bank of America Merrill Lynch	3,854
6,482	Oak Valley Bancorp	Barclays Bank	5,510
10,299	Oak Valley Bancorp	Goldman Sachs	12,050
8,159	Oak Valley Bancorp	HSBC	13,626
7,856	Oak Valley Bancorp	Morgan Stanley	6,678
1,842	Occidental Petroleum Corp	Bank of America Merrill Lynch	(792)
(642)	Occidental Petroleum Corp	Bank of America Merrill Lynch	263
998	Occidental Petroleum Corp	Bank of America Merrill Lynch	(409)
4,386	Occidental Petroleum Corp	Barclays Bank	2,281
2,799	Occidental Petroleum Corp	Goldman Sachs	2,914
(3,362)	Occidental Petroleum Corp	HSBC	1,849
2,916	Occidental Petroleum Corp	HSBC	(1,604)
(1,729)	Occidental Petroleum Corp	Morgan Stanley	(692)
2,769	Occidental Petroleum Corp	Morgan Stanley	1,440
644	Ocean Bio-Chem Inc	Bank of America Merrill Lynch	811
1,466	Ocean Bio-Chem Inc	Barclays Bank	1,393
12,690	Oceaneering International Inc	Goldman Sachs	(12,309)
38,233	Oceaneering International Inc	Morgan Stanley	(3,059)
27,825	OceanFirst Financial Corp	Barclays Bank	835
47,671	OceanFirst Financial Corp	HSBC	(4,767)
68,713	OceanFirst Financial Corp	Morgan Stanley	2,061
(2,874)	Ocular Therapeutix Inc	Bank of America Merrill Lynch	(746)
(669)	Ocular Therapeutix Inc	Goldman Sachs	(328)
(19,987)	Ocular Therapeutix Inc	Morgan Stanley	(10,793)
1,786	Ocwen Financial Corp	Bank of America Merrill Lynch	536
4,508	Ocwen Financial Corp	Barclays Bank	(5,455)
3,363	Ocwen Financial Corp	Goldman Sachs	1,009
832	Ocwen Financial Corp	HSBC	1,681
5,496	Odonate Therapeutics Inc	Bank of America Merrill Lynch	1,704
6,022	Odonate Therapeutics Inc	Barclays Bank	1,927
7,778	Odonate Therapeutics Inc	Goldman Sachs	2,411
(9,043)	ODP Corp	Barclays Bank	(15,554)
(697)	ODP Corp	Morgan Stanley	(293)
(7,784)	Office Properties Income Trust (REIT)	HSBC	(13,544)
(26,121)	Office Properties Income Trust (REIT)	Morgan Stanley	(10,187)

保有高	銘柄	取引相手	未実現純評価 益/(損) (米ドル)
	米国(続き)		
6,477	OGE Energy Corp	Goldman Sachs	4,599
99,621	OGE Energy Corp	Morgan Stanley	58,776
(5,497)	Ohio Valley Banc Corp	Bank of America Merrill Lynch	1,429
(15,152)	Ohio Valley Banc Corp	Morgan Stanley	(7,879)
(3,167)	O-I Glass Inc	HSBC	(602)
(64,768)	O-I Glass Inc	Morgan Stanley	(25,260)
24,150	Oil States International Inc	Goldman Sachs	(9,419)
20,759	Oil States International Inc	HSBC	(623)
37,405	Oil States International Inc	Morgan Stanley	748
(1,289)	Oil-Dri Corp of America	Barclays Bank	219
(8,490)	Oil-Dri Corp of America	Goldman Sachs	(5,603)
(1,475)	Oil-Dri Corp of America	HSBC	(369)
(3,355)	Oil-Dri Corp of America	Morgan Stanley	570
5,662	Okta Inc	Bank of America Merrill Lynch	(64,074)
781	Okta Inc	Barclays Bank	(2,969)
638	Okta Inc	Goldman Sachs	(3,824)
787	Okta Inc	HSBC	(943)
988	Okta Inc	Morgan Stanley	(12,710)
1,009	Old Dominion Freight Line Inc	Bank of America Merrill Lynch	(4,823)
182	Old Dominion Freight Line Inc	Barclays Bank	138
8,511	Old Dominion Freight Line Inc	Morgan Stanley	12,193
(8,699)	Old National Bancorp	Barclays Bank	(603)
(33,482)	Old National Bancorp	Goldman Sachs	18,750
(22,377)	Old National Bancorp	HSBC	4,028
(125,740)	Old National Bancorp	Morgan Stanley	16,346
(13,637)	Old Republic International Corp	Bank of America Merrill Lynch	(64)
(151,986)	Old Republic International Corp	Barclays Bank	22,798
(17,344)	Old Republic International Corp	Goldman Sachs	(1,134)
(11,340)	Old Republic International Corp	HSBC	(2,608)
(79,015)	Old Republic International Corp	Morgan Stanley	7,326
16,733	Old Second Bancorp Inc	Morgan Stanley	557
887	Olema Pharmaceuticals Inc	Bank of America Merrill Lynch	3,575
2,140	Olema Pharmaceuticals Inc	Goldman Sachs	8,624
7,507	Olema Pharmaceuticals Inc	Morgan Stanley	20,494
(1,106)	Olin Corp	Barclays Bank	(1,261)
(13,084)	Olin Corp	HSBC	(44,093)
(964)	Olin Corp	Morgan Stanley	(1,099)
6,824	Ollie's Bargain Outlet Holdings Inc	Bank of America Merrill Lynch	59,883
484	Ollie's Bargain Outlet Holdings Inc	Barclays Bank	3,041
4,423	Ollie's Bargain Outlet Holdings Inc	Goldman Sachs	28,288
(4,907)	Ollie's Bargain Outlet Holdings Inc	Morgan Stanley	(45,292)
707	Ollie's Bargain Outlet Holdings Inc	Morgan Stanley	5,009
4,226	Olympic Steel Inc	Bank of America Merrill Lynch	11,960
5,695	Olympic Steel Inc	Barclays Bank	11,333
9,614	Olympic Steel Inc	Goldman Sachs	27,208

保有高	銘柄	取引相手	未実現純評価 益/(損) (米ドル)
	米国(続き)		
5,620	Olympic Steel Inc	HSBC	4,215
12,071	Olympic Steel Inc	Morgan Stanley	24,021
342	Omega Flex Inc	Morgan Stanley	(1,036)
2,045	Omega Healthcare Investors Inc (REIT)	Bank of America Merrill Lynch	1,288
6,871	Omega Healthcare Investors Inc (REIT)	Barclays Bank	275
1,136	Omega Healthcare Investors Inc (REIT)	Goldman Sachs	956
(13,626)	Omega Healthcare Investors Inc (REIT)	Morgan Stanley	(545)
18,474	Omega Healthcare Investors Inc (REIT)	Morgan Stanley	739
(20,566)	Omeros Corp	Barclays Bank	(737)
16,137	Omnicell Inc	Barclays Bank	31,471
3,297	Omnicell Inc	Morgan Stanley	6,429
(4,062)	Omnicell Inc	Morgan Stanley	(7,921)
6,229	Omnicom Group Inc	Barclays Bank	(5,980)
6,507	Omnicom Group Inc	Goldman Sachs	(5,661)
13,795	Omnicom Group Inc	HSBC	(35,315)
7,013	Omnicom Group Inc	Morgan Stanley	(6,732)
(29,916)	ON Semiconductor Corp	Morgan Stanley	(19,681)
(32,664)	Oncocyte Corp	Morgan Stanley	(2,286)
216	Oncorus Inc	Bank of America Merrill Lynch	488
9,268	Oncorus Inc	Barclays Bank	8,805
11,874	Oncorus Inc	Goldman Sachs	26,835
3,206	Oncorus Inc	Morgan Stanley	3,046
5,848	Oncternal Therapeutics Inc	Bank of America Merrill Lynch	2,281
3,627	Oncternal Therapeutics Inc	Barclays Bank	1,705
3,484	Oncternal Therapeutics Inc	Goldman Sachs	1,359
7,969	Oncternal Therapeutics Inc	HSBC	3,388
(2,174)	Ondas Holdings Inc	Bank of America Merrill Lynch	(3,739)
(31,644)	Ondas Holdings Inc	Barclays Bank	(49,681)
7,592	ONE Gas Inc	Goldman Sachs	911
6,182	ONE Group Hospitality Inc	Bank of America Merrill Lynch	(2,658)
2,843	ONE Group Hospitality Inc	Goldman Sachs	(1,222)
620	ONE Group Hospitality Inc	HSBC	893
11,602	ONE Group Hospitality Inc	Morgan Stanley	3,945
10,545	One Liberty Properties Inc (REIT)	Goldman Sachs	5,589
5,541	OneMain Holdings Inc	Bank of America Merrill Lynch	18,106
566	OneMain Holdings Inc	Barclays Bank	1,517
4,948	OneMain Holdings Inc	Goldman Sachs	15,834
10,759	OneMain Holdings Inc	HSBC	21,410
5,232	OneMain Holdings Inc	Morgan Stanley	3,486
(2,864)	ONEOK Inc	Bank of America Merrill Lynch	6,501
(944)	ONEOK Inc	Barclays Bank	1,322
(7,855)	ONEOK Inc	Goldman Sachs	17,831
(2,354)	ONEOK Inc	HSBC	2,872
(3,731)	ONEOK Inc	Morgan Stanley	5,223
9,455	ONEOK Inc	Morgan Stanley	(13,237)

保有高	銘柄	取引相手	未実現純評価 益/(損) (米ドル)
	米国(続き)		
(19,882)	OneSpan Inc	Goldman Sachs	(25,548)
(4,406)	OneSpan Inc	HSBC	(6,212)
(19,890)	OneSpan Inc	Morgan Stanley	(8,354)
(4,721)	OneSpaWorld Holdings Ltd	Barclays Bank	(1,652)
(14,457)	OneSpaWorld Holdings Ltd	Goldman Sachs	(3,759)
(7,141)	OneSpaWorld Holdings Ltd	HSBC	(5,713)
(3,959)	OneSpaWorld Holdings Ltd	Morgan Stanley	(787)
(1,168)	OneWater Marine Inc 'A'	Bank of America Merrill Lynch	2,044
(7,387)	OneWater Marine Inc 'A'	Barclays Bank	(7,134)
(606)	OneWater Marine Inc 'A'	Morgan Stanley	(600)
(14,264)	Onto Innovation Inc	Morgan Stanley	(76,883)
(7,438)	Ontrak Inc	Barclays Bank	(5,207)
26,528	Ooma Inc	Bank of America Merrill Lynch	86,216
17,763	Ooma Inc	Goldman Sachs	57,730
2,363	Ooma Inc	HSBC	7,892
1,148	Ooma Inc	Morgan Stanley	3,880
10,568	OP Bancorp	Bank of America Merrill Lynch	(4,610)
23,439	OP Bancorp	Goldman Sachs	(11,720)
1,350	OP Bancorp	HSBC	(1,134)
26,830	OP Bancorp	Morgan Stanley	(6,439)
(1,782)	Open Lending Corp 'A'	Morgan Stanley	(3,350)
9,084	Open Lending Corp 'A'	Morgan Stanley	17,078
(45,387)	Opendoor Technologies Inc	Barclays Bank	(24,386)
11,606	OPKO Health Inc	Bank of America Merrill Lynch	(492)
6,120	OPKO Health Inc	Goldman Sachs	1,285
4,646	OPKO Health Inc	HSBC	42
64,147	OPKO Health Inc	Morgan Stanley	3,849
14,702	Oportun Financial Corp	Goldman Sachs	(12,938)
9,770	Oportun Financial Corp	HSBC	(18,758)
876	Oportun Financial Corp	Morgan Stanley	(1,498)
(8,698)	Oppenheimer Holdings Inc 'A'	Morgan Stanley	(6,437)
(3,004)	OptimizeRx Corp	Bank of America Merrill Lynch	(16,252)
(2,089)	OptimizeRx Corp	Barclays Bank	(480)
(1,868)	OptimizeRx Corp	Goldman Sachs	(10,106)
(17,093)	OptimizeRx Corp	Morgan Stanley	(3,931)
34,703	Optinose Inc	Bank of America Merrill Lynch	347
27,036	Optinose Inc	Goldman Sachs	270
21,787	Optinose Inc	HSBC	5,229
12,313	Option Care Health Inc	Morgan Stanley	(6,403)
(6,822)	Oracle Corp	Bank of America Merrill Lynch	1,348
(9,536)	Oracle Corp	Barclays Bank	6,103
6,113	Oracle Corp	Barclays Bank	(3,912)
(4,159)	Oracle Corp	Goldman Sachs	1,414
9,490	Oracle Corp	Goldman Sachs	(3,227)
(11,585)	Oracle Corp	HSBC	16,335

保有高	銘柄	取引相手	未実現純評価 益/(損) (米ドル)
	米国(続き)		
(34,272)	Oracle Corp	Morgan Stanley	21,189
28,015	OraSure Technologies Inc	Bank of America Merrill Lynch	4,763
9,794	OraSure Technologies Inc	Barclays Bank	196
33,563	OraSure Technologies Inc	Goldman Sachs	5,706
4,856	OraSure Technologies Inc	HSBC	(583)
11,072	OraSure Technologies Inc	Morgan Stanley	7
(19,579)	Orbital Energy Group Inc	Barclays Bank	(8,223)
(24,163)	Orchid Island Capital Inc (REIT)	Barclays Bank	3,141
(133,549)	Orchid Island Capital Inc (REIT)	Goldman Sachs	5,342
(7,716)	Orchid Island Capital Inc (REIT)	HSBC	(77)
(41,453)	Orchid Island Capital Inc (REIT)	Morgan Stanley	5,389
211	O'Reilly Automotive Inc	Barclays Bank	(371)
(395)	O'Reilly Automotive Inc	Barclays Bank	574
(965)	O'Reilly Automotive Inc	Goldman Sachs	9,146
(5,114)	O'Reilly Automotive Inc	Morgan Stanley	7,394
1,484	Organogenesis Holdings Inc	Bank of America Merrill Lynch	2,087
7,897	Organogenesis Holdings Inc	Goldman Sachs	6,318
3,603	Organogenesis Holdings Inc	Morgan Stanley	2,198
3,306	Orgenesis Inc	Bank of America Merrill Lynch	(99)
7,279	Orgenesis Inc	Barclays Bank	-
7,034	Orgenesis Inc	Goldman Sachs	(211)
6,913	Orgenesis Inc	Morgan Stanley	-
1,138	ORIC Pharmaceuticals Inc	Barclays Bank	216
1,861	ORIC Pharmaceuticals Inc	Goldman Sachs	(4,001)
(21,634)	Origin Bancorp Inc	Morgan Stanley	(2,812)
(27,530)	Orion Energy Systems Inc	Bank of America Merrill Lynch	(15,692)
(28,014)	Orion Energy Systems Inc	Barclays Bank	(10,645)
(4,857)	Orion Energy Systems Inc	HSBC	(4,080)
(22,172)	Orion Energy Systems Inc	Morgan Stanley	(8,425)
(51,954)	Orion Engineered Carbons SA	Barclays Bank	6,234
(2,061)	Ormat Technologies Inc	Bank of America Merrill Lynch	(7,646)
(537)	Ormat Technologies Inc	Barclays Bank	134
(1,018)	Ormat Technologies Inc	Goldman Sachs	(1,603)
3,236	Ormat Technologies Inc	Goldman Sachs	12,006
2,859	Ormat Technologies Inc	HSBC	8,348
(2,157)	Ormat Technologies Inc	Morgan Stanley	539
4,262	Orrstown Financial Services Inc	Bank of America Merrill Lynch	(1,151)
11,579	Orrstown Financial Services Inc	Barclays Bank	(6,021)
23,587	Orrstown Financial Services Inc	Goldman Sachs	(6,368)
1,767	Orrstown Financial Services Inc	HSBC	1,043
21,494	Orrstown Financial Services Inc	Morgan Stanley	(11,177)
1,417	Ortho Clinical Diagnostics Holdings Plc	Bank of America Merrill Lynch	113
(2,931)	Ortho Clinical Diagnostics Holdings Plc	Bank of America Merrill Lynch	(882)
4,722	Ortho Clinical Diagnostics Holdings Plc	Barclays Bank	2,314
(5,434)	Ortho Clinical Diagnostics Holdings Plc	Barclays Bank	(2,663)

保有高	銘柄	取引相手	未実現純評価 益/(損) (米ドル)
	米国(続き)		
(13,756)	Ortho Clinical Diagnostics Holdings Plc	Goldman Sachs	(2,291)
(7,064)	Ortho Clinical Diagnostics Holdings Plc	HSBC	507
18,001	Ortho Clinical Diagnostics Holdings Plc	Morgan Stanley	8,820
(3,386)	Ortho Clinical Diagnostics Holdings Plc	Morgan Stanley	(1,457)
13,011	Orthofix Medical Inc	Bank of America Merrill Lynch	(5,649)
13,928	Orthofix Medical Inc	Barclays Bank	(15,460)
2,837	Orthofix Medical Inc	Morgan Stanley	(353)
(5,041)	OrthoPediatrics Corp	Bank of America Merrill Lynch	(11,594)
(545)	OrthoPediatrics Corp	Barclays Bank	(638)
(4,169)	OrthoPediatrics Corp	Goldman Sachs	(9,589)
(6,155)	OrthoPediatrics Corp	Morgan Stanley	(7,201)
1,188	Oscar Health Inc 'A'	Bank of America Merrill Lynch	1,333
25,568	Oscar Health Inc 'A'	Barclays Bank	32,982
3,561	Oscar Health Inc 'A'	Goldman Sachs	5,769
2,031	Oscar Health Inc 'A'	HSBC	2,018
695	Oscar Health Inc 'A'	Morgan Stanley	897
(7,532)	Oshkosh Corp	Bank of America Merrill Lynch	23,491
730	Oshkosh Corp	Barclays Bank	(185)
(1,194)	Oshkosh Corp	Barclays Bank	239
4,158	Oshkosh Corp	Goldman Sachs	(22,786)
(3,953)	Oshkosh Corp	Goldman Sachs	20,901
(1,967)	Oshkosh Corp	HSBC	7,761
12,660	Oshkosh Corp	Morgan Stanley	(2,532)
(6,043)	Oshkosh Corp	Morgan Stanley	1,209
1,056	OSI Systems Inc	Bank of America Merrill Lynch	834
6,794	OSI Systems Inc	Barclays Bank	6,794
6,255	OSI Systems Inc	Goldman Sachs	4,941
473	OSI Systems Inc	HSBC	270
34,551	OSI Systems Inc	Morgan Stanley	33,186
16,828	Osmotica Pharmaceuticals Plc	Morgan Stanley	(505)
7,816	Otis Worldwide Corp	Barclays Bank	(630)
37,418	Otis Worldwide Corp	Goldman Sachs	89
5,412	Otis Worldwide Corp	HSBC	897
9,399	Otis Worldwide Corp	Morgan Stanley	(2,332)
(72,684)	Otonomy Inc	Bank of America Merrill Lynch	2,907
(14,831)	Otonomy Inc	Goldman Sachs	593
7,486	Otter Tail Corp	Barclays Bank	1,198
4,735	Outfront Media Inc (REIT)	Bank of America Merrill Lynch	4,025
10,604	Outfront Media Inc (REIT)	Barclays Bank	4,454
32,129	Outfront Media Inc (REIT)	HSBC	9,960
12,561	Outfront Media Inc (REIT)	Morgan Stanley	5,276
(4,393)	Outset Medical Inc	Bank of America Merrill Lynch	(21,701)
(638)	Outset Medical Inc	Barclays Bank	(1,480)
(138,038)	Overseas Shipholding Group Inc 'A'	Bank of America Merrill Lynch	(13,804)
(25,219)	Overseas Shipholding Group Inc 'A'	Barclays Bank	252

保有高	銘柄	取引相手	未実現純評価 益/(損) (米ドル)
	米国(続き)		
(11,707)	Overseas Shipholding Group Inc 'A'	Goldman Sachs	(1,171)
(9,870)	Overseas Shipholding Group Inc 'A'	HSBC	395
(4,708)	Overstock.com Inc	Bank of America Merrill Lynch	(36,135)
2,618	Overstock.com Inc	Bank of America Merrill Lynch	30,657
3,797	Overstock.com Inc	Goldman Sachs	44,463
526	Overstock.com Inc	HSBC	5,476
3,216	Overstock.com Inc	Morgan Stanley	14,472
(11,490)	Ovid therapeutics Inc	Barclays Bank	(3,217)
(43,277)	Ovid therapeutics Inc	Goldman Sachs	(20,773)
(4,076)	Ovid therapeutics Inc	HSBC	(3,179)
1,209	Ovintiv Inc	Bank of America Merrill Lynch	(19)
20,581	Ovintiv Inc	Barclays Bank	12,321
9,790	Ovintiv Inc	Goldman Sachs	(455)
10,305	Ovintiv Inc	HSBC	11,898
18,625	Ovintiv Inc	Morgan Stanley	12,706
(1,176)	Owens & Minor Inc	Barclays Bank	(15,206)
(2,325)	Owens & Minor Inc	HSBC	(26,273)
261	Owens Corning	Bank of America Merrill Lynch	241
10,687	Owens Corning	Goldman Sachs	3,986
4,279	Owens Corning	Morgan Stanley	2,289
1,978	Oxford Industries Inc	Bank of America Merrill Lynch	218
4,250	Oxford Industries Inc	Barclays Bank	12,028
1,892	Oxford Industries Inc	Morgan Stanley	5,354
3,159	Oyster Point Pharma Inc	Barclays Bank	569
8,389	Oyster Point Pharma Inc	Goldman Sachs	7,886
5,751	Oyster Point Pharma Inc	HSBC	6,269
11,793	Oyster Point Pharma Inc	Morgan Stanley	2,123
7,122	PACCAR Inc	Morgan Stanley	(1,994)
(6,852)	Pacific Biosciences of California Inc	Bank of America Merrill Lynch	(25,079)
(4,746)	Pacific Biosciences of California Inc	Goldman Sachs	(14,509)
(9,974)	Pacific Mercantile Bancorp	Barclays Bank	1,297
(11,588)	Pacific Mercantile Bancorp	Goldman Sachs	695
(13,526)	Pacific Premier Bancorp Inc	Bank of America Merrill Lynch	(2,000)
(32,579)	Pacific Premier Bancorp Inc	Barclays Bank	(23,131)
(60,661)	Pacific Premier Bancorp Inc	Goldman Sachs	-
(6,848)	Pacific Premier Bancorp Inc	HSBC	(3,629)
(8,059)	Pacific Premier Bancorp Inc	Morgan Stanley	(5,722)
(4,829)	Pacira BioSciences Inc	Bank of America Merrill Lynch	4,845
(4,527)	Pacira BioSciences Inc	Barclays Bank	26,302
(1,053)	Pacira BioSciences Inc	Goldman Sachs	979
(8,863)	Pacira BioSciences Inc	HSBC	1,950
(3,124)	Packaging Corp of America	Bank of America Merrill Lynch	9,909
(1,165)	Packaging Corp of America	Barclays Bank	3,320
(741)	Packaging Corp of America	Goldman Sachs	2,512
3,320	Packaging Corp of America	Goldman Sachs	(21,514)

保有高	銘柄	取引相手	未実現純評価 益/(損) (米ドル)
	米国(続き)		
(5,046)	Packaging Corp of America	Morgan Stanley	14,381
(2,455)	Pactiv Evergreen Inc	Bank of America Merrill Lynch	(134)
(25,755)	Pactiv Evergreen Inc	Barclays Bank	28,048
(6,435)	Pactiv Evergreen Inc	Goldman Sachs	3,750
3,327	PacWest Bancorp	Bank of America Merrill Lynch	(4,059)
1,891	PacWest Bancorp	Barclays Bank	700
4,480	PacWest Bancorp	HSBC	4,301
5,249	PacWest Bancorp	Morgan Stanley	1,943
36,233	PAE Inc	Bank of America Merrill Lynch	(17,392)
78,524	PAE Inc	Barclays Bank	(31,410)
27,187	PAE Inc	Goldman Sachs	(7,163)
22,978	PAE Inc	HSBC	(12,035)
13,513	PAE Inc	Morgan Stanley	(5,405)
3,621	PagerDuty Inc	Bank of America Merrill Lynch	22,849
3,177	PagerDuty Inc	Barclays Bank	11,469
10,047	PagerDuty Inc	Goldman Sachs	48,463
3,079	PagerDuty Inc	Morgan Stanley	11,115
(1,321)	Palantir Technologies Inc 'A'	Bank of America Merrill Lynch	(3,289)
(11,905)	Palantir Technologies Inc 'A'	Goldman Sachs	(29,643)
(3,196)	Palo Alto Networks Inc	HSBC	(70,024)
(1,857)	Palo Alto Networks Inc	Morgan Stanley	2,358
(4,280)	Palomar Holdings Inc	Bank of America Merrill Lynch	(32,614)
(1,403)	Palomar Holdings Inc	Barclays Bank	(5,037)
(791)	Palomar Holdings Inc	HSBC	(5,418)
(4,690)	Palomar Holdings Inc	Morgan Stanley	(16,837)
(798)	PAM Transportation Services Inc	Barclays Bank	383
(2,802)	PAM Transportation Services Inc	Morgan Stanley	1,345
10,265	Pan American Silver Corp	Bank of America Merrill Lynch	51
46,959	Pan American Silver Corp	Goldman Sachs	235
21,553	Pan American Silver Corp	Morgan Stanley	-
(102,658)	Pangaea Logistics Solutions Ltd	Barclays Bank	11,341
(5,732)	Pangaea Logistics Solutions Ltd	Goldman Sachs	(1,548)
(8,167)	Papa John's International Inc	Barclays Bank	3,348
(169)	Papa John's International Inc	Goldman Sachs	380
8,815	Par Pacific Holdings Inc	Barclays Bank	(2,204)
14,196	Par Pacific Holdings Inc	Goldman Sachs	8,660
14,168	Par Pacific Holdings Inc	Morgan Stanley	(3,542)
669	PAR Technology Corp	Bank of America Merrill Lynch	5,780
1,962	PAR Technology Corp	Goldman Sachs	16,952
1,348	Paramount Group Inc (REIT)	Bank of America Merrill Lynch	620
19,288	Paramount Group Inc (REIT)	Barclays Bank	1,350
16,892	Paramount Group Inc (REIT)	Goldman Sachs	7,770
(13,821)	Paramount Group Inc (REIT)	Goldman Sachs	(6,358)
61,268	Paramount Group Inc (REIT)	HSBC	23,282
112,955	Paramount Group Inc (REIT)	Morgan Stanley	7,907

保有高	銘柄	取引相手	未実現純評価 益/(損) (米ドル)
	米国(続き)		
(29,496)	Paratek Pharmaceuticals Inc	Goldman Sachs	(23,007)
(15,672)	Paratek Pharmaceuticals Inc	Morgan Stanley	(3,761)
(12,531)	Park Aerospace Corp	Bank of America Merrill Lynch	(12,155)
(27,056)	Park Aerospace Corp	Barclays Bank	(11,289)
(36,926)	Park Aerospace Corp	Goldman Sachs	(35,818)
(14,459)	Park Aerospace Corp	HSBC	(27,906)
(19,328)	Park Aerospace Corp	Morgan Stanley	(9,277)
(21,646)	Park City Group Inc	Bank of America Merrill Lynch	(19,048)
(117,868)	Park City Group Inc	Barclays Bank	70,721
(10,895)	Park City Group Inc	Goldman Sachs	(9,588)
33,600	Park Hotels & Resorts Inc (REIT)	Bank of America Merrill Lynch	(25,872)
6,932	Park Hotels & Resorts Inc (REIT)	Barclays Bank	694
1,334	Park Hotels & Resorts Inc (REIT)	Goldman Sachs	(1,027)
22,834	Park Hotels & Resorts Inc (REIT)	HSBC	(29,228)
10,528	Park Hotels & Resorts Inc (REIT)	Morgan Stanley	1,053
(27,763)	Park National Corp	Morgan Stanley	(36,925)
(11,201)	Parke Bancorp Inc	Bank of America Merrill Lynch	(1,363)
(4,779)	Parke Bancorp Inc	Barclays Bank	(621)
(2,929)	Parke Bancorp Inc	Goldman Sachs	(1,453)
(9,235)	Parke Bancorp Inc	Morgan Stanley	(1,201)
4,891	Parker Drilling Co	HSBC	367
2,560	Parker Drilling Co	Morgan Stanley	448
5,559	Parker-Hannifin Corp	Barclays Bank	12,674
9,245	Parker-Hannifin Corp	Morgan Stanley	21,078
3,824	Park-Ohio Holdings Corp	Goldman Sachs	4,551
(9,347)	Parsons Corp	HSBC	29,817
(14,290)	Parsons Corp	Morgan Stanley	5,430
1,497	Partners Bancorp	Bank of America Merrill Lynch	(180)
9,254	Partners Bancorp	Barclays Bank	1,851
6,937	Partners Bancorp	Goldman Sachs	(832)
1,400	Partners Bancorp	HSBC	350
16,432	Partners Bancorp	Morgan Stanley	3,286
4,386	PARTS iD Inc	Bank of America Merrill Lynch	965
1,606	PARTS iD Inc	Barclays Bank	658
1,300	PARTS iD Inc	Goldman Sachs	592
400	PARTS iD Inc	HSBC	124
5,471	PARTS iD Inc	Morgan Stanley	2,243
(32,222)	Party City Holdco Inc	Barclays Bank	(20,300)
10,741	Passage Bio Inc	Barclays Bank	(6,876)
4,174	Passage Bio Inc	Goldman Sachs	(4,606)
1,172	Passage Bio Inc	HSBC	(3,046)
2,292	Passage Bio Inc	Morgan Stanley	(1,742)
(1,620)	Patrick Industries Inc	Morgan Stanley	(616)
10,506	Patterson Cos Inc	Bank of America Merrill Lynch	(32,043)
6,528	Patterson Cos Inc	Barclays Bank	(9,466)

保有高	銘柄	取引相手	未実現純評価 益/(損) (米ドル)
	米国(続き)		
7,362	Patterson Cos Inc	Goldman Sachs	(119)
4,069	Patterson Cos Inc	HSBC	(12,471)
28,794	Patterson Cos Inc	Morgan Stanley	(41,751)
42,221	Patterson-UTI Energy Inc	Barclays Bank	(1,689)
52,268	Patterson-UTI Energy Inc	Goldman Sachs	(31,883)
21,634	Patterson-UTI Energy Inc	HSBC	1,082
35,256	Patterson-UTI Energy Inc	Morgan Stanley	(1,410)
(86,878)	PAVmed Inc	Barclays Bank	(46,045)
33,770	Paya Holdings Inc 'A'	Bank of America Merrill Lynch	16,885
12,510	Paya Holdings Inc 'A'	Barclays Bank	(3,503)
26,358	Paychex Inc	Bank of America Merrill Lynch	34,002
14,016	Paychex Inc	Barclays Bank	(9,612)
24,601	Paychex Inc	Goldman Sachs	31,735
(62)	Paycom Software Inc	Bank of America Merrill Lynch	(459)
(2,665)	Paycom Software Inc	Barclays Bank	18,229
7,608	Paylocity Holding Corp	Bank of America Merrill Lynch	47,812
1,230	Paylocity Holding Corp	Barclays Bank	(689)
3,877	Paylocity Holding Corp	Goldman Sachs	24,614
3,736	Paylocity Holding Corp	HSBC	12,856
5,514	Paylocity Holding Corp	Morgan Stanley	(3,088)
(1,973)	PayPal Holdings Inc	Bank of America Merrill Lynch	(30,897)
(1,516)	PayPal Holdings Inc	Barclays Bank	(4,321)
1,198	PayPal Holdings Inc	Goldman Sachs	18,761
(4,112)	PayPal Holdings Inc	Goldman Sachs	(64,394)
4,443	PayPal Holdings Inc	HSBC	72,821
(208)	PayPal Holdings Inc	HSBC	(3,409)
1,211	PayPal Holdings Inc	Morgan Stanley	3,451
(4,826)	PayPal Holdings Inc	Morgan Stanley	(13,754)
(41,190)	Paysign Inc	Bank of America Merrill Lynch	(5,767)
(17,193)	Paysign Inc	Barclays Bank	688
(10,910)	Paysign Inc	Goldman Sachs	(1,527)
(11,281)	Paysign Inc	HSBC	1,354
(15,724)	Paysign Inc	Morgan Stanley	629
4,601	PBF Energy Inc 'A'	Bank of America Merrill Lynch	1,426
11,436	PBF Energy Inc 'A'	Barclays Bank	4,346
8,782	PBF Energy Inc 'A'	Goldman Sachs	2,722
25,420	PBF Energy Inc 'A'	HSBC	(2,542)
1,690	PC Connection Inc	Barclays Bank	(135)
1,493	PC Connection Inc	HSBC	3,479
31,657	PC Connection Inc	Morgan Stanley	(2,533)
25,001	PCB Bancorp	Barclays Bank	-
8,960	PCB Bancorp	Goldman Sachs	(5,286)
27,064	PCB Bancorp	Morgan Stanley	-
20,863	PCSB Financial Corp	Bank of America Merrill Lynch	(626)
16,879	PCSB Financial Corp	Barclays Bank	(506)

保有高	銘柄	取引相手	未実現純評価 益/(損) (米ドル)
	米国(続き)		
42,748	PCSB Financial Corp	Goldman Sachs	(1,282)
34,188	PCSB Financial Corp	HSBC	20,855
43,565	PCSB Financial Corp	Morgan Stanley	(1,307)
(5,656)	PCTEL Inc	Bank of America Merrill Lynch	(47)
(16,173)	PCTEL Inc	Goldman Sachs	147
(7,745)	PDC Energy Inc	Goldman Sachs	2,478
(7,162)	PDC Energy Inc	HSBC	(9,955)
(6,029)	PDC Energy Inc	Morgan Stanley	(11,093)
(11,490)	PDF Solutions Inc	Morgan Stanley	7,239
(337,585)	PDL BioPharma Inc*	Bank of America Merrill Lynch	41,692
(46,279)	PDL BioPharma Inc*	Barclays Bank	5,715
(74,293)	PDL BioPharma Inc*	Goldman Sachs	9,175
(98,282)	PDL BioPharma Inc*	HSBC	12,138
(141,740)	PDL BioPharma Inc*	Morgan Stanley	17,505
(9,482)	Peapack-Gladstone Financial Corp	Morgan Stanley	(2,560)
(15,853)	Pebblebrook Hotel Trust (REIT)	Bank of America Merrill Lynch	5,379
(25,678)	Pebblebrook Hotel Trust (REIT)	Barclays Bank	(12,582)
(14,206)	Pebblebrook Hotel Trust (REIT)	Goldman Sachs	2,324
(2,875)	Pebblebrook Hotel Trust (REIT)	Morgan Stanley	(1,409)
418	Pegasystems Inc	Bank of America Merrill Lynch	573
11,300	Pegasystems Inc	Barclays Bank	(43,844)
5,649	Pegasystems Inc	Goldman Sachs	7,739
1,015	Pegasystems Inc	HSBC	(264)
2,072	Pegasystems Inc	Morgan Stanley	(8,039)
(795)	Peloton Interactive Inc 'A'	Barclays Bank	(7,274)
(983)	Peloton Interactive Inc 'A'	HSBC	(22,432)
(8,597)	Peloton Interactive Inc 'A'	Morgan Stanley	(78,663)
(6,610)	Penn National Gaming Inc	Bank of America Merrill Lynch	(7,403)
1,942	Penn National Gaming Inc	Barclays Bank	3,476
(1,679)	Penn National Gaming Inc	Goldman Sachs	(1,880)
4,440	Penn National Gaming Inc	Morgan Stanley	7,947
(829)	Penn National Gaming Inc	Morgan Stanley	(1,484)
(1,486)	Penn Virginia Corp	Bank of America Merrill Lynch	89
(1,740)	Penn Virginia Corp	Barclays Bank	(922)
(2,722)	Penn Virginia Corp	Goldman Sachs	163
(1,613)	Pennant Group Inc	Bank of America Merrill Lynch	(2,678)
(1,357)	Pennant Group Inc	Barclays Bank	(2,443)
(1,440)	Pennant Group Inc	Goldman Sachs	(2,390)
(2,256)	Pennant Group Inc	HSBC	5,189
(6,645)	Pennant Group Inc	Morgan Stanley	(11,961)
2,680	Penns Woods Bancorp Inc	Bank of America Merrill Lynch	1,179
9,623	Penns Woods Bancorp Inc	Barclays Bank	3,945
4,640	Penns Woods Bancorp Inc	Goldman Sachs	2,042
12,466	Penns Woods Bancorp Inc	Morgan Stanley	5,111
(3,754)	PennyMac Financial Services Inc	Bank of America Merrill Lynch	(5,555)

保有高	銘柄	取引相手	未実現純評価 益/(損) (米ドル)
	米国(続き)		
(5,562)	PennyMac Financial Services Inc	Barclays Bank	2,002
(1,601)	PennyMac Financial Services Inc	Goldman Sachs	(2,369)
6,803	PennyMac Financial Services Inc	Goldman Sachs	10,068
(13,752)	PennyMac Financial Services Inc	Morgan Stanley	4,951
(20,072)	PennyMac Mortgage Investment Trust (REIT)	Bank of America Merrill Lynch	(9,233)
(8,497)	PennyMac Mortgage Investment Trust (REIT)	Barclays Bank	(2,379)
(25,683)	PennyMac Mortgage Investment Trust (REIT)	Goldman Sachs	(11,814)
15,387	Penske Automotive Group Inc	Barclays Bank	2,616
1,329	Penske Automotive Group Inc	Goldman Sachs	(6,208)
1,586	Penske Automotive Group Inc	HSBC	(9,913)
(15,475)	Pentair Plc	Goldman Sachs	(15,011)
(8,184)	Pentair Plc	HSBC	655
(12,261)	Pentair Plc	Morgan Stanley	(11,158)
(468)	Penumbra Inc	Barclays Bank	(1,067)
289	Penumbra Inc	HSBC	(2)
(4,238)	Peoples Bancorp Inc	Bank of America Merrill Lynch	3,857
(7,763)	Peoples Bancorp Inc	Barclays Bank	1,320
(34,955)	Peoples Bancorp Inc	Goldman Sachs	31,809
(27,409)	Peoples Bancorp Inc	HSBC	20,831
(32,320)	Peoples Bancorp Inc	Morgan Stanley	5,494
912	Peoples Bancorp of North Carolina Inc	Bank of America Merrill Lynch	36
177	Peoples Bancorp of North Carolina Inc	Barclays Bank	39
8,166	Peoples Bancorp of North Carolina Inc	Goldman Sachs	327
7,524	Peoples Bancorp of North Carolina Inc	HSBC	11,211
13,115	Peoples Bancorp of North Carolina Inc	Morgan Stanley	2,885
3,102	Peoples Financial Services Corp	Bank of America Merrill Lynch	527
2,999	Peoples Financial Services Corp	Goldman Sachs	510
8,283	PepsiCo Inc	Bank of America Merrill Lynch	14,661
16,299	PepsiCo Inc	Barclays Bank	1,467
12,134	PepsiCo Inc	Goldman Sachs	22,621
4,033	PepsiCo Inc	HSBC	4,920
29,255	PepsiCo Inc	Morgan Stanley	2,633
3,939	Perdoceo Education Corp	Bank of America Merrill Lynch	118
28,897	Perdoceo Education Corp	Barclays Bank	6,068
35,062	Perdoceo Education Corp	Goldman Sachs	1,052
4,648	Perdoceo Education Corp	HSBC	930
22,259	Perdoceo Education Corp	Morgan Stanley	4,674
(4,968)	Perficient Inc	Morgan Stanley	10,979
18,544	Performance Food Group Co	Bank of America Merrill Lynch	(27,132)
5,562	Performance Food Group Co	Barclays Bank	2,836
19,963	Performance Food Group Co	Goldman Sachs	(32,141)
1,435	Performance Food Group Co	HSBC	(1,847)
6,190	Performance Food Group Co	Morgan Stanley	3,157
(212)	PerkinElmer Inc	Barclays Bank	(98)
(144)	PerkinElmer Inc	Goldman Sachs	(265)

保有高	銘柄	取引相手	未実現純評価 益/(損) (米ドル)
	米国(続き)		
(5,119)	PerkinElmer Inc	Morgan Stanley	(2,355)
12,616	Perrigo Co Plc	Bank of America Merrill Lynch	8,616
19,795	Perrigo Co Plc	Barclays Bank	18,409
10,645	Perrigo Co Plc	Goldman Sachs	7,239
5,053	Perrigo Co Plc	HSBC	15,260
30,938	Perrigo Co Plc	Morgan Stanley	25,163
2,858	Personalis Inc	Bank of America Merrill Lynch	7,374
11,173	Personalis Inc	Barclays Bank	10,056
2,012	Personalis Inc	Goldman Sachs	5,191
6,460	Personalis Inc	HSBC	19,315
16,473	PET Acquisition LLC 'A'	Morgan Stanley	(31,793)
2,318	PetIQ Inc	Bank of America Merrill Lynch	511
736	PetIQ Inc	Barclays Bank	74
3,434	PetIQ Inc	Goldman Sachs	3,915
6,753	PetIQ Inc	Morgan Stanley	675
(3,146)	PetMed Express Inc	Bank of America Merrill Lynch	1,793
(5,805)	PetMed Express Inc	Barclays Bank	(1,683)
(22,167)	PetMed Express Inc	Goldman Sachs	12,635
(31,569)	Pfizer Inc	Bank of America Merrill Lynch	43,565
(14,531)	Pfizer Inc	Barclays Bank	15,693
(12,251)	Pfizer Inc	Goldman Sachs	16,906
3,321	Pfizer Inc	Goldman Sachs	(4,583)
6,543	Pfizer Inc	HSBC	(7,394)
7,510	Pfizer Inc	Morgan Stanley	(8,111)
(32,523)	PFSweb Inc	Bank of America Merrill Lynch	19,839
(7,885)	PFSweb Inc	Goldman Sachs	4,810
(78,611)	PG&E Corp	Bank of America Merrill Lynch	54,440
(39,271)	PG&E Corp	Goldman Sachs	18,457
(25,588)	PG&E Corp	HSBC	(2,019)
(22,473)	PG&E Corp	Morgan Stanley	9,888
(11,317)	PGT Innovations Inc	Barclays Bank	(1,245)
(16,933)	PGT Innovations Inc	Goldman Sachs	21,505
(27,891)	PGT Innovations Inc	HSBC	88,693
(66,474)	PGT Innovations Inc	Morgan Stanley	(7,312)
6,985	PhaseBio Pharmaceuticals Inc	Bank of America Merrill Lynch	2,235
29,714	PhaseBio Pharmaceuticals Inc	Barclays Bank	3,269
27,918	PhaseBio Pharmaceuticals Inc	Morgan Stanley	3,071
3,047	Phathom Pharmaceuticals Inc	Bank of America Merrill Lynch	5,698
889	Phathom Pharmaceuticals Inc	Barclays Bank	(498)
2,466	Phathom Pharmaceuticals Inc	Goldman Sachs	3,130
590	Phathom Pharmaceuticals Inc	HSBC	1,404
1,443	Phathom Pharmaceuticals Inc	Morgan Stanley	(808)
(16,028)	Phibro Animal Health Corp 'A'	Morgan Stanley	801
(8,674)	Philip Morris International Inc	Bank of America Merrill Lynch	9,715
(22,977)	Philip Morris International Inc	Barclays Bank	39,751

保有高	銘柄	取引相手	未実現純評価 益/(損) (米ドル)
	米国(続き)		
(1,444)	Philip Morris International Inc	Goldman Sachs	1,174
(6,249)	Philip Morris International Inc	HSBC	1,502
(28,416)	Philip Morris International Inc	Morgan Stanley	47,332
7,607	Phillips 66	Bank of America Merrill Lynch	(34,079)
8,723	Phillips 66	Barclays Bank	(11,253)
(6,819)	Phillips 66	Barclays Bank	8,797
1,594	Phillips 66	Goldman Sachs	(7,141)
3,666	Phillips 66	HSBC	(5,022)
(5,128)	Phillips 66	HSBC	7,025
12,839	Phillips 66	Morgan Stanley	(16,562)
(497)	Phillips 66	Morgan Stanley	641
(12,658)	Photronics Inc	Bank of America Merrill Lynch	(6,530)
(6,289)	Photronics Inc	Barclays Bank	189
(40,092)	Photronics Inc	Goldman Sachs	(22,140)
8,522	Phreesia Inc	Morgan Stanley	32,128
(31,171)	PHX Minerals Inc	Bank of America Merrill Lynch	1,870
(17,887)	PHX Minerals Inc	Barclays Bank	(715)
(11,531)	PHX Minerals Inc	Goldman Sachs	692
(2,276)	PHX Minerals Inc	HSBC	(455)
(98,944)	Physicians Realty Trust (REIT)	Bank of America Merrill Lynch	(9,894)
5,627	Physicians Realty Trust (REIT)	Bank of America Merrill Lynch	563
(11,503)	Physicians Realty Trust (REIT)	Barclays Bank	3,106
(24,736)	Physicians Realty Trust (REIT)	Goldman Sachs	(2,474)
(17,830)	Physicians Realty Trust (REIT)	HSBC	7,489
(23,953)	Physicians Realty Trust (REIT)	Morgan Stanley	6,467
65,576	Physicians Realty Trust (REIT)	Morgan Stanley	(17,706)
(53,423)	Piedmont Office Realty Trust Inc 'A' (REIT)	Morgan Stanley	9,616
(39,338)	Pieris Pharmaceuticals Inc	Bank of America Merrill Lynch	(59,794)
(1,921)	Pieris Pharmaceuticals Inc	Barclays Bank	(3,054)
(19,870)	Pieris Pharmaceuticals Inc	Goldman Sachs	(30,202)
(10,283)	Pieris Pharmaceuticals Inc	Morgan Stanley	(16,350)
(44,255)	Pilgrim's Pride Corp	Bank of America Merrill Lynch	62,842
(15,498)	Pilgrim's Pride Corp	Barclays Bank	10,897
(61,373)	Pilgrim's Pride Corp	Goldman Sachs	81,685
(6,724)	Pilgrim's Pride Corp	HSBC	1,927
(7,239)	Ping Identity Holding Corp	Bank of America Merrill Lynch	(7,601)
(3,620)	Ping Identity Holding Corp	Goldman Sachs	(3,801)
14,983	Pinnacle Financial Partners Inc	Bank of America Merrill Lynch	(30,266)
(1,553)	Pinnacle Financial Partners Inc	Bank of America Merrill Lynch	3,137
(3,032)	Pinnacle Financial Partners Inc	Barclays Bank	(334)
9,320	Pinnacle Financial Partners Inc	Goldman Sachs	(18,826)
6,426	Pinnacle Financial Partners Inc	Morgan Stanley	707
(1,069)	Pinnacle Financial Partners Inc	Morgan Stanley	(118)
12,869	Pinnacle West Capital Corp	Bank of America Merrill Lynch	(11,067)
11,999	Pinnacle West Capital Corp	Barclays Bank	(22,918)

保有高	銘柄	取引相手	未実現純評価 益/(損) (米ドル)
	米国(続き)		
5,716	Pinnacle West Capital Corp	Goldman Sachs	(4,916)
16,300	Pinnacle West Capital Corp	Morgan Stanley	(31,133)
(828)	Pinterest Inc 'A'	Bank of America Merrill Lynch	(5,962)
(8,294)	Pinterest Inc 'A'	Barclays Bank	(19,823)
(2,583)	Pinterest Inc 'A'	HSBC	(18,016)
(2,361)	Pinterest Inc 'A'	Morgan Stanley	(5,643)
(3,310)	Pioneer Bancorp Inc	Bank of America Merrill Lynch	(66)
(4,887)	Pioneer Bancorp Inc	Goldman Sachs	(98)
(110,439)	Pioneer Bancorp Inc	Morgan Stanley	(23,192)
6,941	Pioneer Natural Resources Co	Morgan Stanley	25,946
(4,069)	Piper Sandler Cos	Morgan Stanley	(2,808)
(7,775)	Pitney Bowes Inc	Bank of America Merrill Lynch	(3,343)
(2,259)	Pitney Bowes Inc	Goldman Sachs	(971)
(13,476)	Pitney Bowes Inc	Morgan Stanley	(4,717)
(12,372)	Pixelworks Inc	Bank of America Merrill Lynch	(1,684)
(40,175)	Pixelworks Inc	Barclays Bank	(9,642)
(52,229)	Pixelworks Inc	Goldman Sachs	(22,981)
(13,855)	Pixelworks Inc	HSBC	(6,650)
(23,426)	Pixelworks Inc	Morgan Stanley	(5,622)
(4,694)	PJT Partners Inc 'A'	Barclays Bank	2,347
(5,480)	PJT Partners Inc 'A'	Morgan Stanley	2,740
21,530	Plains GP Holdings LP 'A'	HSBC	18,301
182	Planet Fitness Inc 'A'	Bank of America Merrill Lynch	(31)
18,609	Planet Fitness Inc 'A'	Goldman Sachs	(3,164)
1,741	Planet Fitness Inc 'A'	Morgan Stanley	540
(2,680)	Plantronics Inc	Bank of America Merrill Lynch	(9,249)
(7,513)	Plantronics Inc	Barclays Bank	(11,582)
(3,609)	Plantronics Inc	Goldman Sachs	(4,130)
(905)	Plantronics Inc	Morgan Stanley	(1,484)
16,353	Playa Hotels & Resorts NV	Barclays Bank	5,396
6,707	PlayAGS Inc	Goldman Sachs	9,256
32,355	PlayAGS Inc	HSBC	31,384
26,454	Playtika Holding Corp	Bank of America Merrill Lynch	56,347
(957)	Playtika Holding Corp	Bank of America Merrill Lynch	(714)
7,494	Playtika Holding Corp	Barclays Bank	899
(1,864)	Playtika Holding Corp	Goldman Sachs	(267)
(520)	Plexus Corp	Bank of America Merrill Lynch	(208)
(222)	Plexus Corp	Barclays Bank	102
(3,619)	Plexus Corp	Goldman Sachs	(3,234)
(13,534)	Plexus Corp	Morgan Stanley	6,120
(13,632)	Pliant Therapeutics Inc	Barclays Bank	(21,130)
697	Plug Power Inc	Bank of America Merrill Lynch	4,015
2,284	Plug Power Inc	Barclays Bank	7,994
10,291	Plug Power Inc	Goldman Sachs	59,276
(5,195)	Plug Power Inc	HSBC	(55,223)

保有高	銘柄	取引相手	未実現純評価 益/(損) (米ドル)
	米国(続き)		
(937)	Plug Power Inc	Morgan Stanley	(3,280)
852	Plug Power Inc	Morgan Stanley	2,982
(6,183)	Plumas Bancorp	Bank of America Merrill Lynch	(9,398)
(449)	Plumas Bancorp	Barclays Bank	(314)
(2,103)	Plumas Bancorp	Morgan Stanley	(1,472)
(6,389)	PLx Pharma Inc	Barclays Bank	(11,820)
1,492	Plymouth Industrial Inc (REIT)	Goldman Sachs	(209)
31,080	Plymouth Industrial Inc (REIT)	HSBC	(11,189)
40,699	Plymouth Industrial Inc (REIT)	Morgan Stanley	(21,977)
(2,305)	PMV Pharmaceuticals Inc	Barclays Bank	3,711
(1,499)	Polaris Inc	Bank of America Merrill Lynch	2,069
(895)	Polaris Inc	Barclays Bank	302
(743)	Polaris Inc	Goldman Sachs	83
(1,147)	Polaris Inc	Morgan Stanley	540
(45,801)	PolarityTE Inc	Morgan Stanley	(5,038)
(25,197)	Ponce de Leon Federal Bank	Morgan Stanley	(64,252)
(429)	Pool Corp	Barclays Bank	(2,492)
4,489	Pool Corp	Morgan Stanley	26,081
(422)	Pool Corp	Morgan Stanley	(2,452)
1,668	Popular Inc	Bank of America Merrill Lynch	(367)
16,291	Popular Inc	Barclays Bank	8,146
3,393	Popular Inc	Goldman Sachs	(746)
33,334	Portland General Electric Co	Bank of America Merrill Lynch	(44,726)
(6,228)	Portland General Electric Co	Bank of America Merrill Lynch	6,747
46,356	Portland General ElectricCo	Barclays Bank	(51,394)
(5,080)	Portland General Electric Co	Barclays Bank	6,350
30,934	Portland General Electric Co	Goldman Sachs	(40,944)
(1,635)	Portland General Electric Co	HSBC	2,122
461	Portland General Electric Co	HSBC	(7)
77,105	Portland General Electric Co	Morgan Stanley	(73,277)
15,574	Poseida Therapeutics Inc	Barclays Bank	1,557
8,035	Poseida Therapeutics Inc	Goldman Sachs	(3,134)
(323)	Poshmark Inc 'A'	Barclays Bank	(1,686)
(11,580)	Post Holdings Inc	Bank of America Merrill Lynch	3,691
(16,042)	Post Holdings Inc	Barclays Bank	885
(22,115)	Post Holdings Inc	Goldman Sachs	30,500
(13,184)	Post Holdings Inc	HSBC	7,383
(36,913)	Post Holdings Inc	Morgan Stanley	(346)
(50,439)	Potbelly Corp	Bank of America Merrill Lynch	(2,522)
(1,626)	Potbelly Corp	HSBC	520
(18,477)	Potbelly Corp	Morgan Stanley	3,880
(11,185)	PotlatchDeltic Corp (REIT)	Morgan Stanley	(11,409)
(4,203)	Powell Industries Inc	Bank of America Merrill Lynch	9,583
(2,550)	Powell Industries Inc	Barclays Bank	1,556
(5,443)	Powell Industries Inc	Goldman Sachs	12,410

保有高	銘柄	取引相手	未実現純評価 益/(損) (米ドル)
	米国(続き)		
(13,305)	Powell Industries Inc	Morgan Stanley	8,116
3,549	Power Integrations Inc	Bank of America Merrill Lynch	6,544
13,167	Power Integrations Inc	Barclays Bank	27,233
3,124	Power Integrations Inc	Goldman Sachs	18,900
5,785	Power Integrations Inc	HSBC	26,505
50,309	Power Integrations Inc	Morgan Stanley	110,680
14,470	Powerfleet Inc	Goldman Sachs	(2,749)
16,699	Powerfleet Inc	HSBC	6,680
5,228	PPD Inc	Bank of America Merrill Lynch	209
9,434	PPD Inc	Barclays Bank	(48)
958	PPD Inc	Goldman Sachs	38
2,821	PPD Inc	HSBC	-
(2,930)	PPD Inc	HSBC	-
5,879	PPD Inc	Morgan Stanley	-
386	PPG Industries Inc	Bank of America Merrill Lynch	(350)
25,103	PPG Industries Inc	Morgan Stanley	4,843
(33,041)	PPL Corp	HSBC	12,225
(61,083)	PPL Corp	Morgan Stanley	15,318
(18,262)	PQ Group Holdings Inc	Barclays Bank	(7,853)
7,817	PRA Group Inc	Bank of America Merrill Lynch	5,403
13,861	PRA Group Inc	Barclays Bank	4,222
13,048	PRA Group Inc	Goldman Sachs	7,692
10,162	PRA Group Inc	HSBC	2,032
14,246	PRA Group Inc	Morgan Stanley	7,693
(2,262)	PRA Health Sciences Inc	Bank of America Merrill Lynch	2,217
(766)	PRA Health Sciences Inc	Barclays Bank	2,758
(834)	PRA Health Sciences Inc	Morgan Stanley	3,002
(9,494)	Praxis Precision Medicines Inc	Barclays Bank	(2,089)
(22,687)	Precigen Inc	Barclays Bank	(822)
10,888	Precision BioSciences Inc	Morgan Stanley	1,415
(560)	Preferred Bank	Bank of America Merrill Lynch	118
(241)	Preferred Bank	Barclays Bank	(294)
(2,175)	Preferred Bank	Goldman Sachs	457
(2,123)	Preferred Bank	Morgan Stanley	(2,590)
759	Preformed Line Products Co	Goldman Sachs	1,016
400	Preformed Line Products Co	HSBC	955
4,415	Preformed Line Products Co	Morgan Stanley	5,787
(2,898)	Prelude Therapeutics Inc	Barclays Bank	3,680
(2,215)	Prelude Therapeutics Inc	Goldman Sachs	15,549
(13,896)	Premier Financial Bancorp Inc	Bank of America Merrill Lynch	5,975
(8,104)	Premier Financial Bancorp Inc	Barclays Bank	810
(9,651)	Premier Financial Bancorp Inc	Goldman Sachs	4,150
27,224	Premier Financial Corp	Bank of America Merrill Lynch	(31,852)
2,399	Premier Financial Corp	Barclays Bank	(312)
618	Premier Financial Corp	Morgan Stanley	(80)

保有高	銘柄	取引相手	未実現純評価 益/(損) (米ドル)
	米国(続き)		
(3,667)	Premier Inc 'A'	Bank of America Merrill Lynch	3,667
(1,354)	Premier Inc 'A'	Barclays Bank	2,275
(8,038)	Premier Inc 'A'	Goldman Sachs	7,292
(21,296)	Premier Inc 'A'	Morgan Stanley	35,777
(1,649)	Prestige Consumer Healthcare Inc	Goldman Sachs	241
(273)	PriceSmart Inc	Bank of America Merrill Lynch	104
1,609	PriceSmart Inc	Bank of America Merrill Lynch	(611)
4,958	PriceSmart Inc	Barclays Bank	9,222
2,045	PriceSmart Inc	Goldman Sachs	(777)
18,200	PriceSmart Inc	HSBC	34,034
189	PriceSmart Inc	Morgan Stanley	352
(252)	PrimeEnergy Resources Corp	Bank of America Merrill Lynch	318
(589)	PrimeEnergy Resources Corp	Barclays Bank	165
(176)	PrimeEnergy Resources Corp	Goldman Sachs	222
(238)	PrimeEnergy Resources Corp	HSBC	21
(543)	PrimeEnergy Resources Corp	Morgan Stanley	152
(2,957)	Primerica Inc	Bank of America Merrill Lynch	(5,470)
1,999	Primerica Inc	Bank of America Merrill Lynch	2,080
(2,863)	Primerica Inc	Barclays Bank	(8,245)
1,010	Primerica Inc	Barclays Bank	2,453
(2,164)	Primerica Inc	Goldman Sachs	(4,003)
(355)	Primerica Inc	HSBC	(131)
1,121	Primerica Inc	HSBC	991
(9,229)	Primerica Inc	Morgan Stanley	(26,580)
26,496	Primis Financial Corp	Barclays Bank	(5,034)
4,511	Primis Financial Corp	Goldman Sachs	(1,263)
25,132	Primo Water Corp	Bank of America Merrill Lynch	(4,272)
408	Primo Water Corp	Barclays Bank	(98)
3,666	Primo Water Corp	Goldman Sachs	(623)
71,962	Primo Water Corp	Morgan Stanley	(17,271)
23,776	Primoris Services Corp	Goldman Sachs	(26,154)
4,775	Primoris Services Corp	HSBC	(2,053)
33,685	Primoris Services Corp	Morgan Stanley	12,463
4,684	Principal Financial Group Inc	Barclays Bank	(560)
1,050	Principal Financial Group Inc	Goldman Sachs	251
(3,449)	Principal Financial Group Inc	HSBC	4,898
(2,469)	Principal Financial Group Inc	Morgan Stanley	914
(4,456)	Priority Technology Holdings Inc	Barclays Bank	(936)
(17,643)	ProAssurance Corp	Bank of America Merrill Lynch	15,879
(671)	ProAssurance Corp	Barclays Bank	289
(7,958)	ProAssurance Corp	Goldman Sachs	5,829
(17,386)	ProAssurance Corp	Morgan Stanley	7,476
(776)	Procter & Gamble Co	Bank of America Merrill Lynch	2,235
(11,120)	Procter & Gamble Co	Barclays Bank	34,583
(3,509)	Procter & Gamble Co	Goldman Sachs	10,106

保有高	銘柄	取引相手	未実現純評価 益/(損) (米ドル)
	米国(続き)		
(9,897)	Procter & Gamble Co	Morgan Stanley	30,780
3,148	Professional Holding Corp 'A'	Bank of America Merrill Lynch	(157)
4,259	Professional Holding Corp 'A'	Barclays Bank	(852)
4,495	Professional Holding Corp 'A'	Goldman Sachs	(225)
7,294	Professional Holding Corp 'A'	HSBC	4,012
4,612	Professional Holding Corp 'A'	Morgan Stanley	(922)
18,250	PROG Holdings Inc	Bank of America Merrill Lynch	(39,820)
17,932	PROG Holdings Inc	Barclays Bank	(3,587)
9,326	PROG Holdings Inc	Goldman Sachs	(20,430)
680	PROG Holdings Inc	HSBC	(24)
331	PROG Holdings Inc	Morgan Stanley	(66)
6,872	Progress Software Corp	Bank of America Merrill Lynch	(462)
4,797	Progress Software Corp	Barclays Bank	432
6,123	Progress Software Corp	Goldman Sachs	1,531
32,952	Progress Software Corp	HSBC	34,929
15,309	Progress Software Corp	Morgan Stanley	1,378
231	Progressive Corp	Bank of America Merrill Lynch	(1,728)
3,161	Progressive Corp	Barclays Bank	5,121
25,732	Progressive Corp	Goldman Sachs	(192,475)
(2,602)	Progyny Inc	Bank of America Merrill Lynch	(30,027)
(12,142)	Progyny Inc	Barclays Bank	(61,803)
(3,834)	Progyny Inc	Goldman Sachs	(44,245)
678	Progyny Inc	Goldman Sachs	4,931
3,178	Prologis Inc (REIT)	Bank of America Merrill Lynch	11,600
32,574	Prologis Inc (REIT)	Barclays Bank	(9,974)
524	Prologis Inc (REIT)	Goldman Sachs	1,913
110	Prologis Inc (REIT)	HSBC	180
32,223	Prologis Inc (REIT)	Morgan Stanley	(9,989)
1,035	Prometheus Biosciences Inc	Barclays Bank	4,689
4,056	Prometheus Biosciences Inc	Goldman Sachs	12,082
1,550	Prometheus Biosciences Inc	HSBC	7,098
2,365	Prometheus Biosciences Inc	Morgan Stanley	10,713
11,137	ProPetro Holding Corp	Bank of America Merrill Lynch	(11,694)
9,438	ProPetro Holding Corp	Barclays Bank	849
5,427	ProPetro Holding Corp	Goldman Sachs	(5,698)
15,898	ProPetro Holding Corp	HSBC	(12,241)
17,931	ProPetro Holding Corp	Morgan Stanley	1,614
1,546	PROS Holdings Inc	Bank of America Merrill Lynch	10,822
3,377	PROS Holdings Inc	Barclays Bank	19,587
7,765	PROS Holdings Inc	Goldman Sachs	54,355
13,041	PROS Holdings Inc	Morgan Stanley	75,638
(14,426)	ProSight Global Inc	Barclays Bank	(144)
(4,587)	ProSight Global Inc	Morgan Stanley	(4)
(4,464)	Prosperity Bancshares Inc	Bank of America Merrill Lynch	-
(9,152)	Prosperity Bancshares Inc	Barclays Bank	(3,569)

保有高	銘柄	取引相手	未実現純評価 益/(損) (米ドル)
	米国(続き)		
(5,550)	Prosperity Bancshares Inc	Goldman Sachs	-
(1,095)	Prosperity Bancshares Inc	HSBC	(580)
(11,883)	Prosperity Bancshares Inc	Morgan Stanley	(4,634)
(849)	Protagonist Therapeutics Inc	Bank of America Merrill Lynch	(4,279)
(7,082)	Protagonist Therapeutics Inc	Barclays Bank	1,416
(3,075)	Protagonist Therapeutics Inc	Goldman Sachs	(7,506)
(10,556)	Protagonist Therapeutics Inc	HSBC	(71,992)
(3,066)	Protagonist Therapeutics Inc	Morgan Stanley	613
2,510	Protara Therapeutics Inc	Barclays Bank	653
3,884	Protara Therapeutics Inc	HSBC	1,787
1,446	Protective Insurance Corp 'B'	Bank of America Merrill Lynch	304
(51,193)	Proteostasis Therapeutics Inc*	Barclays Bank	(5,529)
(62,121)	Proteostasis Therapeutics Inc*	Morgan Stanley	(6,709)
(9,102)	Prothena Corp Plc	Morgan Stanley	(37,500)
1,000	Proto Labs Inc	Bank of America Merrill Lynch	(5,378)
1,156	Proto Labs Inc	Barclays Bank	1,121
954	Proto Labs Inc	Goldman Sachs	(4,512)
(732)	Proto Labs Inc	HSBC	3,331
(462)	Proto Labs Inc	Morgan Stanley	(448)
(4,319)	Provention Bio Inc	Barclays Bank	1,598
56,615	Provident Bancorp Inc	Barclays Bank	12,455
35,672	Provident Bancorp Inc	Goldman Sachs	6,778
6,408	Provident Bancorp Inc	Morgan Stanley	1,410
(6,771)	Provident Financial Holdings Inc	Bank of America Merrill Lynch	(2,979)
(17,179)	Provident Financial Holdings Inc	Barclays Bank	(12,171)
(18,189)	Provident Financial Holdings Inc	Goldman Sachs	(8,113)
(40,156)	Provident Financial Services Inc	Bank of America Merrill Lynch	14,055
(22,078)	Provident Financial Services Inc	Barclays Bank	(442)
(16,069)	Provident Financial Services Inc	Goldman Sachs	5,624
(17,137)	Provident Financial Services Inc	Morgan Stanley	(343)
(3,016)	Prudential Bancorp Inc	Bank of America Merrill Lynch	494
(10,167)	Prudential Bancorp Inc	Barclays Bank	1,220
(14,662)	Prudential Bancorp Inc	Goldman Sachs	2,486
(1,071)	Prudential Bancorp Inc	Morgan Stanley	(135)
17,527	Prudential Financial Inc	Morgan Stanley	11,217
(8,018)	PS Business Parks Inc (REIT)	Bank of America Merrill Lynch	(8,980)
(8,064)	PS Business Parks Inc (REIT)	Barclays Bank	19,981
(6,241)	PS Business Parks Inc (REIT)	Goldman Sachs	(6,990)
(21,387)	PS Business Parks Inc (REIT)	HSBC	23,740
(13,883)	PS Business Parks Inc (REIT)	Morgan Stanley	36,790
3,170	PTC Inc	Bank of America Merrill Lynch	19,167
9,831	PTC Inc	Barclays Bank	12,977
1,838	PTC Inc	Goldman Sachs	11,910
4,724	PTC Inc	HSBC	23,620
3,810	PTC Inc	Morgan Stanley	5,029

保有高	銘柄	取引相手	未実現純評価 益/(損) (米ドル)
	米国(続き)		
(138)	PTC Therapeutics Inc	Bank of America Merrill Lynch	(175)
2,163	PTC Therapeutics Inc	Bank of America Merrill Lynch	2,747
(479)	PTC Therapeutics Inc	Barclays Bank	(53)
4,008	PTC Therapeutics Inc	Barclays Bank	441
2,261	PTC Therapeutics Inc	Goldman Sachs	2,871
(6,115)	PTC Therapeutics Inc	HSBC	(2,263)
11,020	PTC Therapeutics Inc	HSBC	4,077
(5,782)	PTC Therapeutics Inc	Morgan Stanley	(637)
(8,039)	Public Service Enterprise Group Inc	Bank of America Merrill Lynch	1,367
(10,927)	Public Service Enterprise Group Inc	Barclays Bank	14,642
(11,558)	Public Service Enterprise Group Inc	Goldman Sachs	1,965
(8,973)	Public Service Enterprise Group Inc	HSBC	10,409
(31,351)	Public Service Enterprise Group Inc	Morgan Stanley	42,011
(2,441)	Public Storage (REIT)	Goldman Sachs	(14,402)
(5,459)	Public Storage (REIT)	HSBC	(29,042)
244	Public Storage (REIT)	HSBC	627
(1,429)	Public Storage (REIT)	Morgan Stanley	(5,759)
(4,948)	Pulmonx Corp	Barclays Bank	(8,758)
(8,670)	Pulmonx Corp	Goldman Sachs	(40,662)
(1,275)	Pulse Biosciences Inc	Barclays Bank	(26)
(4,227)	Pulse Biosciences Inc	HSBC	(7,313)
(8,732)	Pulse Biosciences Inc	Morgan Stanley	(175)
3,421	Pulse Evolution Group Inc	Bank of America Merrill Lynch	11,426
4,464	Pulse Evolution Group Inc	HSBC	32,989
1,564	PulteGroup Inc	Barclays Bank	2,768
(3,841)	PulteGroup Inc	Morgan Stanley	(4,816)
8,946	Puma Biotechnology Inc	Bank of America Merrill Lynch	1,539
24,491	Puma Biotechnology Inc	Barclays Bank	6,123
26,263	Puma Biotechnology Inc	Goldman Sachs	7,616
(36,487)	Pure Cycle Corp	Goldman Sachs	(16,784)
(33,631)	Pure Cycle Corp	HSBC	(3,699)
14,566	Pure Storage Inc 'A'	Bank of America Merrill Lynch	14,712
13,366	Pure Storage Inc 'A'	Barclays Bank	1,337
4,954	Pure Storage Inc 'A'	Goldman Sachs	5,004
3,354	Pure Storage Inc 'A'	HSBC	3,958
18,960	Pure Storage Inc 'A'	Morgan Stanley	1,896
(12,831)	Pure Storage Inc 'A'	Morgan Stanley	(1,283)
(1,690)	Purple Innovation Inc	Bank of America Merrill Lynch	5,915
(8,218)	Purple Innovation Inc	Morgan Stanley	3,123
1,499	PVH Corp	Bank of America Merrill Lynch	6,633
3,028	PVH Corp	Goldman Sachs	(729)
1,172	PVH Corp	HSBC	(648)
(1,097)	PVH Corp	Morgan Stanley	(191)
2,055	PVH Corp	Morgan Stanley	8,439
11,281	Pzena Investment Management Inc 'A'	Goldman Sachs	4,287

保有高	銘柄	取引相手	未実現純評価 益/(損) (米ドル)
	米国(続き)		
1,162	Pzena Investment Management Inc 'A'	HSBC	511
41,741	Pzena Investment Management Inc 'A'	Morgan Stanley	13,357
(9,874)	Q2 Holdings Inc	Bank of America Merrill Lynch	(17,378)
(18,566)	Q2 Holdings Inc	Barclays Bank	6,126
(10,644)	Q2 Holdings Inc	Goldman Sachs	(17,015)
(5,296)	Q2 Holdings Inc	HSBC	(5,790)
(23,830)	Q2 Holdings Inc	Morgan Stanley	7,864
(4,095)	QAD Inc 'A'	Bank of America Merrill Lynch	(28,785)
(3,603)	QAD Inc 'A'	Barclays Bank	(12,574)
(3,917)	QAD Inc 'A'	Goldman Sachs	(29,769)
(2,070)	QAD Inc 'A'	Morgan Stanley	(5,695)
(2,028)	QCR Holdings Inc	Bank of America Merrill Lynch	(1,501)
(9,935)	QCR Holdings Inc	Barclays Bank	397
(15,531)	QCR Holdings Inc	Goldman Sachs	(11,493)
(4,856)	QCR Holdings Inc	HSBC	(2,234)
(3,735)	QCR Holdings Inc	Morgan Stanley	149
2,602	QIAGEN NV	Bank of America Merrill Lynch	6,921
3,029	QIAGEN NV	Morgan Stanley	3,726
(2,566)	Qorvo Inc	Bank of America Merrill Lynch	(29,868)
(9,932)	Qorvo Inc	Barclays Bank	(37,766)
(4,729)	Qorvo Inc	Goldman Sachs	(55,046)
(4,066)	Qorvo Inc	HSBC	(45,677)
(10,223)	Qorvo Inc	Morgan Stanley	(41,812)
1,443	QTS Realty Trust Inc 'A' (REIT)	Bank of America Merrill Lynch	759
12,170	QTS Realty Trust Inc 'A' (REIT)	Barclays Bank	2,482
2,346	QTS Realty Trust Inc 'A' (REIT)	Goldman Sachs	2,722
7,540	QTS Realty Trust Inc 'A' (REIT)	HSBC	2,365
31,933	QTS Realty Trust Inc 'A' (REIT)	Morgan Stanley	5,062
19,725	Quad/Graphics Inc	Bank of America Merrill Lynch	(4,436)
30,329	Quad/Graphics Inc	Barclays Bank	(3,639)
25,934	Quad/Graphics Inc	Goldman Sachs	(11,152)
8,654	Quad/Graphics Inc	HSBC	(235)
5,446	Quad/Graphics Inc	Morgan Stanley	(654)
(3,619)	Quaker Chemical Corp	Goldman Sachs	(34,634)
(598)	Quaker Chemical Corp	HSBC	(6,704)
835	Quaker Chemical Corp	Morgan Stanley	6,396
(4,226)	Quaker Chemical Corp	Morgan Stanley	(32,371)
912	QUALCOMM Inc	Bank of America Merrill Lynch	4,323
18,021	QUALCOMM Inc	Barclays Bank	26,356
13,001	QUALCOMM Inc	Goldman Sachs	48,330
4,330	QUALCOMM Inc	HSBC	7,859
16,250	QUALCOMM Inc	Morgan Stanley	26,488
(1,416)	Qualtrics International Inc 'A'	Bank of America Merrill Lynch	180
(3,257)	Qualtrics International Inc 'A'	Barclays Bank	(1,997)
(3,224)	Qualtrics International Inc 'A'	Morgan Stanley	(2,410)

保有高	銘柄	取引相手	未実現純評価 益/(損) (米ドル)
	米国(続き)		
(6,339)	Qualys Inc	Barclays Bank	18,890
1,440	Qualys Inc	Barclays Bank	(4,291)
(7,488)	Qualys Inc	Goldman Sachs	8,836
(1,841)	Qualys Inc	HSBC	7,511
(380)	Qualys Inc	Morgan Stanley	1,132
412	Qualys Inc	Morgan Stanley	(1,228)
836	Quanex Building Products Corp	Bank of America Merrill Lynch	(192)
49,597	Quanex Building Products Corp	Barclays Bank	22,319
10,245	Quanex Building Products Corp	Goldman Sachs	(2,356)
9,958	Quanex Building Products Corp	HSBC	(18,721)
25,251	Quanex Building Products Corp	Morgan Stanley	11,363
4,471	Quanta Services Inc	Bank of America Merrill Lynch	(6,394)
(9,550)	Quanta Services Inc	Bank of America Merrill Lynch	(6,537)
7,027	Quanta Services Inc	Barclays Bank	20,167
(2,002)	Quanta Services Inc	Barclays Bank	(5,746)
(6,473)	Quanta Services Inc	Goldman Sachs	669
(3,008)	Quanterix Corp	Bank of America Merrill Lynch	(17,827)
(3,456)	Quanterix Corp	Barclays Bank	(8,222)
(1,598)	Quanterix Corp	Goldman Sachs	635
(21,407)	Quantum Corp	Bank of America Merrill Lynch	30,826
(13,119)	Quantum Corp	Barclays Bank	19,810
(18,472)	Quantum Corp	Goldman Sachs	26,600
1,274	QuantumScape Corp	Barclays Bank	(697)
2,248	QuantumScape Corp	Goldman Sachs	(756)
1,152	QuantumScape Corp	Morgan Stanley	(241)
(101)	Quest Diagnostics Inc	Goldman Sachs	34
(1,433)	Quidel Corp	Bank of America Merrill Lynch	1,342
996	QuinStreet Inc	Bank of America Merrill Lynch	259
1,481	QuinStreet Inc	Barclays Bank	(252)
19,388	QuinStreet Inc	HSBC	5,623
5,795	QuinStreet Inc	Morgan Stanley	(985)
(54,763)	Quotient Ltd	Barclays Bank	2,191
(67,240)	Quotient Ltd	Goldman Sachs	(33,620)
(1,447)	Quotient Technology Inc	Bank of America Merrill Lynch	(521)
(29,745)	Quotient Technology Inc	Barclays Bank	(13,088)
(2,461)	Quotient Technology Inc	Goldman Sachs	(726)
(5,901)	Quotient Technology Inc	Morgan Stanley	(1,607)
1,097	Qurate Retail Inc	Goldman Sachs	(735)
599	Qurate Retail Inc	HSBC	54
330	Qurate Retail Inc	Morgan Stanley	(507)
(24,292)	Qurate Retail Inc 'A'	Bank of America Merrill Lynch	(19,919)
3,651	Qurate Retail Inc 'A'	Morgan Stanley	37
(17,221)	R1 RCM Inc	Barclays Bank	36,853
(10,179)	R1 RCM Inc	Morgan Stanley	21,783
(12,601)	Rackspace Technology Inc	Bank of America Merrill Lynch	(4,221)

保有高	銘柄	取引相手	未実現純評価 益/(損) (米ドル)
	米国(続き)		
(3,515)	Rackspace Technology Inc	Barclays Bank	2,285
3,836	Rackspace Technology Inc	Morgan Stanley	(2,493)
(4,216)	Rackspace Technology Inc	Morgan Stanley	2,740
2,134	Radian Group Inc	Bank of America Merrill Lynch	768
43,347	Radian Group Inc	Barclays Bank	23,407
9,156	Radian Group Inc	Goldman Sachs	3,297
13,369	Radian Group Inc	Morgan Stanley	7,219
109,412	Radiant Logistics Inc	Bank of America Merrill Lynch	(52,518)
26,454	Radiant Logistics Inc	Barclays Bank	(2,116)
20,165	Radiant Logistics Inc	Goldman Sachs	(9,679)
46,536	Radiant Logistics Inc	HSBC	27,456
47,942	Radiant Logistics Inc	Morgan Stanley	(3,835)
78,650	Radius Global Infrastructure Inc	Morgan Stanley	7,865
(6,987)	Radius Health Inc	Morgan Stanley	907
3,890	RadNet Inc	Barclays Bank	1,634
2,392	RadNet Inc	Goldman Sachs	7,367
14,033	RadNet Inc	HSBC	51,501
(5,068)	Rafael Holdings Inc 'B'	Morgan Stanley	(27,671)
1,181	Ralph Lauren Corp	Barclays Bank	5,279
2,258	Ralph Lauren Corp	Goldman Sachs	(31,702)
(133)	Ralph Lauren Corp	HSBC	(535)
6,031	Ralph Lauren Corp	Morgan Stanley	26,959
(9,582)	Ralph Lauren Corp	Morgan Stanley	(42,832)
(3,671)	Ramaco Resources Inc	Bank of America Merrill Lynch	(1,836)
(17,432)	Ramaco Resources Inc	Barclays Bank	(10,285)
(14,906)	Ramaco Resources Inc	Goldman Sachs	(7,453)
(10,266)	Rambus Inc	Barclays Bank	(4,321)
(10,996)	Rambus Inc	Goldman Sachs	(8,261)
(11,328)	Rambus Inc	Morgan Stanley	(4,305)
(8,304)	Range Resources Corp	Bank of America Merrill Lynch	6,228
(16,459)	Range Resources Corp	Barclays Bank	7,242
(29,997)	Range Resources Corp	Goldman Sachs	22,498
(8,796)	Range Resources Corp	Morgan Stanley	3,870
14,906	Ranger Energy Services Inc	Bank of America Merrill Lynch	22,657
4,130	Ranger Energy Services Inc	Goldman Sachs	6,278
10,017	Ranger Energy Services Inc	Morgan Stanley	801
7,218	Ranpak Holdings Corp	Barclays Bank	(17,540)
5,429	Ranpak Holdings Corp	Morgan Stanley	(13,192)
6,602	Rapid7 Inc	Bank of America Merrill Lynch	22,245
(1,164)	Rapid7 Inc	Bank of America Merrill Lynch	(5,653)
2,390	Rapid7 Inc	Barclays Bank	4,971
(8,231)	Rapid7 Inc	Barclays Bank	(17,120)
4,838	Rapid7 Inc	Goldman Sachs	20,559
(2,653)	Rapid7 Inc	Goldman Sachs	(12,841)
1,162	Rapid7 Inc	HSBC	8,413

保有高	銘柄	取引相手	未実現純評価 益 / (損) (米ドル)
	米国(続き)		
(421)	Rapid7 Inc	HSBC	(3,048)
17,794	Rapid7 Inc	Morgan Stanley	37,011
(1,971)	RAPT Therapeutics Inc	Bank of America Merrill Lynch	2,582
(3,479)	RAPT Therapeutics Inc	Barclays Bank	(4,244)
(4,383)	RAPT Therapeutics Inc	Goldman Sachs	5,742
(30)	RAPT Therapeutics Inc	Morgan Stanley	(37)
(58,574)	Rattler Midstream LP	Barclays Bank	(586)
(3,765)	Raven Industries Inc	Bank of America Merrill Lynch	(7,078)
(1,350)	Raven Industries Inc	Barclays Bank	(1,283)
(805)	Raven Industries Inc	Goldman Sachs	(1,513)
(6,258)	Raven Industries Inc	HSBC	(15,332)
(16,515)	Raven Industries Inc	Morgan Stanley	(15,689)
146	Raymond James Financial Inc	Bank of America Merrill Lynch	(194)
4,011	Raymond James Financial Inc	Barclays Bank	(7,781)
(1,196)	Raymond James Financial Inc	Barclays Bank	2,320
1,233	Raymond James Financial Inc	Goldman Sachs	(1,640)
(416)	Raymond James Financial Inc	Goldman Sachs	(122)
(392)	Raymond James Financial Inc	Morgan Stanley	760
(15,205)	Rayonier Advanced Materials Inc	Morgan Stanley	(2,889)
(2,763)	Rayonier Inc (REIT)	Bank of America Merrill Lynch	(631)
(8,709)	Rayonier Inc (REIT)	Barclays Bank	(4,964)
(24,124)	Rayonier Inc (REIT)	HSBC	880
(30,525)	Rayonier Inc (REIT)	Morgan Stanley	(17,399)
18,695	RBB Bancorp	Bank of America Merrill Lynch	23,743
4,501	RBB Bancorp	Barclays Bank	3,781
13,756	RBB Bancorp	Goldman Sachs	17,470
9,215	RBB Bancorp	HSBC	27,737
25,455	RBB Bancorp	Morgan Stanley	21,382
(3,073)	RBC Bearings Inc	Bank of America Merrill Lynch	(791)
(13,498)	RBC Bearings Inc	Barclays Bank	(101,450)
(13,705)	RBC Bearings Inc	Goldman Sachs	(7,864)
(1,746)	RBC Bearings Inc	Morgan Stanley	(13,392)
(1,640)	RCI Hospitality Holdings Inc	Morgan Stanley	1,050
843	RE/MAX Holdings Inc 'A'	Bank of America Merrill Lynch	73
787	RE/MAX Holdings Inc 'A'	Barclays Bank	(39)
4,804	RE/MAX Holdings Inc 'A'	Goldman Sachs	(4,131)
32,587	RE/MAX Holdings Inc 'A'	Morgan Stanley	(1,629)
(22,029)	Reading International Inc 'A'	Bank of America Merrill Lynch	(12,116)
(33,144)	Reading International Inc 'A'	HSBC	(25,852)
(37,211)	Ready Capital Corp (REIT)	Bank of America Merrill Lynch	(25,303)
(49,106)	Ready Capital Corp (REIT)	Barclays Bank	(25,535)
3,250	RealNetworks Inc	Bank of America Merrill Lynch	-
23,728	RealNetworks Inc	Barclays Bank	1,424
13,078	RealNetworks Inc	HSBC	(523)
21,510	Realty Holdings Corp	Bank of America Merrill Lynch	(21,080)

保有高	銘柄	取引相手	未実現純評価 益/(損) (米ドル)
	米国(続き)		
12,392	Realogy Holdings Corp	Barclays Bank	(13,755)
5,659	Realogy Holdings Corp	Goldman Sachs	(5,546)
14,370	Realogy Holdings Corp	HSBC	4,024
4,386	Realogy Holdings Corp	Morgan Stanley	(4,868)
5,853	RealReal Inc	Barclays Bank	9,014
4,892	RealReal Inc	Goldman Sachs	14,285
(44,985)	Realty Income Corp (REIT)	Bank of America Merrill Lynch	(134,955)
(9,991)	Realty Income Corp (REIT)	Barclays Bank	(2,598)
(1,529)	Reata Pharmaceuticals Inc 'A'	Barclays Bank	(28,164)
(780)	Reata Pharmaceuticals Inc 'A'	Goldman Sachs	(44,983)
(1,164)	Reata Pharmaceuticals Inc 'A'	HSBC	(67,721)
(1,529)	Reata Pharmaceuticals Inc 'A'	Morgan Stanley	(28,164)
(31,919)	Recro Pharma Inc	Bank of America Merrill Lynch	7,661
(41,295)	Recro Pharma Inc	Barclays Bank	413
(45,995)	Recro Pharma Inc	Goldman Sachs	11,039
(3,123)	Recro Pharma Inc	HSBC	1,093
(7,345)	Recro Pharma Inc	Morgan Stanley	73
(9,321)	Red River Bancshares Inc	Barclays Bank	4,567
(8,129)	Red River Bancshares Inc	Goldman Sachs	6,991
(3,874)	Red River Bancshares Inc	HSBC	(2,363)
(6,299)	Red River Bancshares Inc	Morgan Stanley	3,087
3,343	Red Robin Gourmet Burgers Inc	Barclays Bank	(1,137)
11,309	Red Rock Resorts Inc 'A'	Bank of America Merrill Lynch	36,528
(2,526)	Red Rock Resorts Inc 'A'	Bank of America Merrill Lynch	(8,159)
(12,457)	Red Rock Resorts Inc 'A'	Barclays Bank	(27,405)
(795)	Red Rock Resorts Inc 'A'	Goldman Sachs	(2,568)
(3,853)	Red Rock Resorts Inc 'A'	HSBC	(20,652)
(17,606)	Red Rock Resorts Inc 'A'	Morgan Stanley	(38,734)
(18,712)	Red Violet Inc	Barclays Bank	12,911
(821)	Red Violet Inc	Goldman Sachs	(1,617)
(2,028)	Red Violet Inc	HSBC	(7,037)
(3,195)	Redfin Corp	Bank of America Merrill Lynch	(23,706)
(9,133)	Redfin Corp	Barclays Bank	(53,063)
(16,858)	Redfin Corp	Goldman Sachs	(115,530)
(2,297)	Redfin Corp	HSBC	(13,153)
(30,202)	Redwood Trust Inc (REIT)	Morgan Stanley	(6,342)
(8,668)	Regal Beloit Corp	Morgan Stanley	(27,564)
(2,318)	Regency Centers Corp (REIT)	Barclays Bank	(2,040)
14,917	Regency Centers Corp (REIT)	Morgan Stanley	13,127
(1,913)	Regeneron Pharmaceuticals Inc	Bank of America Merrill Lynch	40,747
(409)	Regeneron Pharmaceuticals Inc	HSBC	4,759
1,761	REGENXBIO Inc	Bank of America Merrill Lynch	933
2,936	REGENXBIO Inc	Barclays Bank	2,789
14,292	REGENXBIO Inc	Goldman Sachs	7,575
7,476	REGENXBIO Inc	HSBC	(5,457)

保有高	銘柄	取引相手	未実現純評価 益/(損) (米ドル)
	米国(続き)		
577	REGENXBIO Inc	Morgan Stanley	548
7,860	Regional Management Corp	Goldman Sachs	17,606
12,814	Regional Management Corp	Morgan Stanley	(384)
26,877	Regions Financial Corp	Bank of America Merrill Lynch	269
26,430	Regions Financial Corp	Barclays Bank	14,272
(16,210)	Regions Financial Corp	Barclays Bank	(8,753)
40,297	Regions Financial Corp	Goldman Sachs	403
75,252	Regions Financial Corp	Morgan Stanley	40,636
(6,308)	Regions Financial Corp	Morgan Stanley	(3,406)
(14,031)	Regis Corp	Bank of America Merrill Lynch	(1,122)
(8,027)	Regis Corp	Barclays Bank	(2,809)
(5,604)	Regis Corp	Goldman Sachs	(448)
(16,599)	Regis Corp	HSBC	1,660
(7,687)	Regis Corp	Morgan Stanley	(2,690)
2,239	Reinsurance Group of America Inc	Bank of America Merrill Lynch	(2,597)
13,793	Reinsurance Group of America Inc	Barclays Bank	31,172
10,069	Reinsurance Group of America Inc	Goldman Sachs	(11,680)
9,327	Reinsurance Group of America Inc	Morgan Stanley	21,079
(26,292)	Rekor Systems Inc	Bank of America Merrill Lynch	(19,456)
(8,218)	Rekor Systems Inc	Barclays Bank	1,561
(754)	Rekor Systems Inc	Goldman Sachs	(558)
(5,949)	Rekor Systems Inc	Morgan Stanley	1,130
6,832	Relay Therapeutics Inc	Bank of America Merrill Lynch	8,942
6,516	Relay Therapeutics Inc	Barclays Bank	2,988
13,113	Reliance Steel & Aluminum Co	Bank of America Merrill Lynch	(32,613)
2,196	Reliance Steel & Aluminum Co	Barclays Bank	4,106
6,315	Reliance Steel & Aluminum Co	Goldman Sachs	(15,682)
448	Reliance Steel & Aluminum Co	HSBC	(3,409)
7,666	Reliance Steel & Aluminum Co	Morgan Stanley	(631)
(2,780)	Reliant Bancorp Inc	Bank of America Merrill Lynch	973
(32,623)	Reliant Bancorp Inc	Goldman Sachs	11,418
(3,720)	Relmada Therapeutics Inc	Bank of America Merrill Lynch	1,339
(5,345)	Relmada Therapeutics Inc	Barclays Bank	18,921
6,296	RenaissanceRe Holdings Ltd	Barclays Bank	(315)
(3,560)	RenaissanceRe Holdings Ltd	Goldman Sachs	4,877
(4,217)	RenaissanceRe Holdings Ltd	HSBC	35,591
306	RenaissanceRe Holdings Ltd	HSBC	109
(6,674)	RenaissanceRe Holdings Ltd	Morgan Stanley	334
1,034	RenaissanceRe Holdings Ltd	Morgan Stanley	(52)
(2,390)	Renasant Corp	Barclays Bank	167
(6,023)	Renasant Corp	HSBC	(964)
(112,176)	Renasant Corp	Morgan Stanley	7,852
1,801	Reneo Pharmaceuticals Inc	Bank of America Merrill Lynch	(87)
2,149	Reneo Pharmaceuticals Inc	Barclays Bank	1,805
1,471	Reneo Pharmaceuticals Inc	Morgan Stanley	1,236

保有高	銘柄	取引相手	未実現純評価 益/(損) (米ドル)
	米国(続き)		
(4,323)	Renewable Energy Group Inc	Bank of America Merrill Lynch	8,646
(3,166)	Renewable Energy Group Inc	Barclays Bank	(1,614)
(2,025)	Renewable Energy Group Inc	Goldman Sachs	4,050
1,301	Rent-A-Center Inc	Bank of America Merrill Lynch	(845)
5,180	Rent-A-Center Inc	Barclays Bank	17,198
7,459	Rent-A-Center Inc	Goldman Sachs	19,238
2,260	Rent-A-Center Inc	Morgan Stanley	6,057
(18,799)	Rentech Inc*	Morgan Stanley	56
(11,258)	Repay Holdings Corp	Bank of America Merrill Lynch	(1,464)
(2,440)	Repay Holdings Corp	Barclays Bank	2,708
(4,543)	Repay Holdings Corp	Goldman Sachs	(591)
(45,669)	Repay Holdings Corp	Morgan Stanley	50,693
914	Repligen Corp	Bank of America Merrill Lynch	15,300
353	Repligen Corp	Barclays Bank	2,090
2,128	Repligen Corp	Goldman Sachs	35,623
659	Repligen Corp	HSBC	4,929
(568)	Repligen Corp	HSBC	(4,249)
(2,000)	Replimune Group Inc	Barclays Bank	(5,740)
(4,601)	Replimune Group Inc	Goldman Sachs	(16,242)
(1,677)	Replimune Group Inc	Morgan Stanley	(3,141)
(52,745)	Repro-Med Systems Inc	Bank of America Merrill Lynch	1,055
(10,383)	Repro-Med Systems Inc	Barclays Bank	(1,661)
(4,741)	Repro-Med Systems Inc	Goldman Sachs	95
(14,462)	Repro-Med Systems Inc	HSBC	(9,256)
(3,548)	Repro-Med Systems Inc	Morgan Stanley	(568)
63,193	Republic Bancorp Inc 'A'	Bank of America Merrill Lynch	56,874
1,610	Republic Bancorp Inc 'A'	Barclays Bank	1,803
3,276	Republic Bancorp Inc 'A'	Goldman Sachs	2,948
805	Republic Bancorp Inc 'A'	Morgan Stanley	902
90,036	Republic First Bancorp Inc	Bank of America Merrill Lynch	(8,103)
77,434	Republic First Bancorp Inc	Barclays Bank	7,743
148,695	Republic First Bancorp Inc	Goldman Sachs	(13,383)
50,307	Republic First Bancorp Inc	HSBC	(9,558)
247,629	Republic First Bancorp Inc	Morgan Stanley	23,826
1,564	Republic Services Inc	Bank of America Merrill Lynch	(1,329)
(14,427)	Republic Services Inc	Barclays Bank	3,030
12,016	Republic Services Inc	Barclays Bank	1,098
3,522	Republic Services Inc	Goldman Sachs	(2,994)
1,905	Republic Services Inc	HSBC	(5,467)
7,857	Republic Services Inc	Morgan Stanley	2,836
(14,831)	Research Frontiers Inc	Barclays Bank	(1,038)
(14,789)	Research Frontiers Inc	HSBC	4,585
(66,270)	Research Frontiers Inc	Morgan Stanley	(4,639)
3,302	Resideo Technologies Inc	Bank of America Merrill Lynch	3,203
15,459	Resideo Technologies Inc	Barclays Bank	10,358

保有高	銘柄	取引相手	未実現純評価 益/(損) (米ドル)
	米国(続き)		
5,919	Resideo Technologies Inc	Goldman Sachs	5,741
4,351	Resideo Technologies Inc	HSBC	5,787
(1,057)	ResMed Inc	Bank of America Merrill Lynch	(11,468)
(83)	ResMed Inc	Barclays Bank	40
2,567	ResMed Inc	Morgan Stanley	(1,232)
(6,381)	Resonant Inc	Barclays Bank	(319)
(14,699)	Resources Connection Inc	Morgan Stanley	1,323
(1,855)	resTORbio Inc*	Bank of America Merrill Lynch	(182)
(2,339)	resTORbio Inc*	Barclays Bank	(2,569)
(10,959)	Retail Opportunity Investments Corp (REIT)	Bank of America Merrill Lynch	(4,164)
(11,317)	Retail Opportunity Investments Corp (REIT)	Goldman Sachs	(4,300)
(62,522)	Retail Opportunity Investments Corp (REIT)	HSBC	(8,128)
(41,196)	Retail Opportunity Investments Corp (REIT)	Morgan Stanley	(824)
28,905	Retail Properties of America Inc 'A' (REIT)	Bank of America Merrill Lynch	10,406
13,927	Retail Properties of America Inc 'A' (REIT)	Barclays Bank	4,317
10,411	Retail Properties of America Inc 'A' (REIT)	Goldman Sachs	3,748
(5,444)	Retail Properties of America Inc 'A' (REIT)	Morgan Stanley	(1,688)
2,088	Retail Properties of America Inc 'A' (REIT)	Morgan Stanley	383
(14,370)	Retractable Technologies Inc	Barclays Bank	(431)
1,326	REV Group Inc	Bank of America Merrill Lynch	(27)
16,478	REV Group Inc	Barclays Bank	15,489
10,326	REV Group Inc	HSBC	4,543
2,852	Revance Therapeutics Inc	Bank of America Merrill Lynch	1,312
19,098	Revance Therapeutics Inc	Goldman Sachs	8,785
4,738	Revance Therapeutics Inc	HSBC	7,426
(2,122)	REVOLUTION Medicines Inc	Bank of America Merrill Lynch	3,332
(12,638)	REVOLUTION Medicines Inc	Barclays Bank	11,501
(360)	REX American Resources Corp	Bank of America Merrill Lynch	(6,167)
(150)	REX American Resources Corp	Goldman Sachs	(2,570)
(514)	REX American Resources Corp	Morgan Stanley	(8,234)
2,320	Rexford Industrial Realty Inc (REIT)	HSBC	1,740
42,126	Rexford Industrial Realty Inc (REIT)	Morgan Stanley	(62,347)
(5,940)	Rexford Industrial Realty Inc (REIT)	Morgan Stanley	8,791
(1,423)	Rexnord Corp	Barclays Bank	185
4,311	Rexnord Corp	Barclays Bank	(560)
(37,472)	Rexnord Corp	Goldman Sachs	23,982
6,616	Rexnord Corp	Goldman Sachs	(3,056)
(13,023)	Rexnord Corp	Morgan Stanley	1,693
6,794	Reynolds Consumer Products Inc	Bank of America Merrill Lynch	(10,123)
12,542	Reynolds Consumer Products Inc	Barclays Bank	(6,020)
789	Reynolds Consumer Products Inc	HSBC	(1,041)
26,406	Reynolds Consumer Products Inc	Morgan Stanley	(12,674)

保有高	銘柄	取引相手	未実現純評価 益/(損) (米ドル)
	米国(続き)		
(5,830)	RGC Resources Inc	Bank of America Merrill Lynch	(6,122)
(6,892)	RGC Resources Inc	Barclays Bank	(3,722)
(7,553)	RGC Resources Inc	Goldman Sachs	(7,152)
(7,122)	RGC Resources Inc	HSBC	(9,615)
(3,307)	RH	Bank of America Merrill Lynch	(25,596)
203	RH	Bank of America Merrill Lynch	5,536
(2,182)	RH	Barclays Bank	(56,601)
(109)	RH	Morgan Stanley	(2,827)
(2,764)	Rhythm Pharmaceuticals Inc	Goldman Sachs	7,698
(8,996)	Rhythm Pharmaceuticals Inc	HSBC	8,096
(4,190)	Rhythm Pharmaceuticals Inc	Morgan Stanley	5,112
(16,139)	Ribbon Communications Inc	Bank of America Merrill Lynch	(8,070)
(20,092)	Ribbon Communications Inc	Goldman Sachs	(10,046)
8,903	Richmond Mutual BanCorp Inc	Bank of America Merrill Lynch	6,143
15,914	Richmond Mutual BanCorp Inc	Barclays Bank	(318)
27,625	Richmond Mutual BanCorp Inc	Goldman Sachs	19,061
11,338	Richmond Mutual BanCorp Inc	HSBC	11,451
17,366	Richmond Mutual BanCorp Inc	Morgan Stanley	(347)
23,179	Rigel Pharmaceuticals Inc	Goldman Sachs	927
26,729	Rigel Pharmaceuticals Inc	HSBC	14,701
18,325	Rimini Street Inc	Morgan Stanley	1,283
3,597	RingCentral Inc 'A'	Bank of America Merrill Lynch	96,903
448	RingCentral Inc 'A'	Barclays Bank	7,087
157	RingCentral Inc 'A'	HSBC	327
(1,209)	RingCentral Inc 'A'	HSBC	(2,515)
222	RingCentral Inc 'A'	Morgan Stanley	2,590
(2,602)	Riot Blockchain Inc	Barclays Bank	(3,070)
(1,177)	Riot Blockchain Inc	Goldman Sachs	(3,319)
4,090	Rite Aid Corp	Bank of America Merrill Lynch	(5,685)
8,821	Rite Aid Corp	Barclays Bank	(8,292)
2,399	Rite Aid Corp	Goldman Sachs	(3,335)
146,554	Riverview Bancorp Inc	Bank of America Merrill Lynch	(35,173)
29,024	Riverview Bancorp Inc	Goldman Sachs	(6,966)
79,247	Riverview Bancorp Inc	Morgan Stanley	(21,397)
15,836	RLI Corp	Morgan Stanley	(10,135)
(19,534)	RLJ Lodging Trust (REIT)	HSBC	195
(49,157)	RLJ Lodging Trust (REIT)	Morgan Stanley	(17,697)
3,298	RMR Group Inc 'A'	Bank of America Merrill Lynch	(66)
1,925	RMR Group Inc 'A'	Barclays Bank	173
4,302	RMR Group Inc 'A'	Goldman Sachs	(86)
6,829	RMR Group Inc 'A'	HSBC	(683)
31,757	RMR Group Inc 'A'	Morgan Stanley	2,858
(11,680)	Roadrunner Transportation Systems Inc	Bank of America Merrill Lynch	(1,168)
(16,747)	Roadrunner Transportation Systems Inc	Goldman Sachs	(1,675)
(3,298)	Roadrunner Transportation Systems Inc	HSBC	(726)

保有高	銘柄	取引相手	未実現純評価 益/(損) (米ドル)
	米国(続き)		
(9,988)	Roadrunner Transportation Systems Inc	Morgan Stanley	(2,497)
1,182	Robert Half International Inc	HSBC	(2,376)
16,453	Robert Half International Inc	Morgan Stanley	12,669
(3,501)	Robert Half International Inc	Morgan Stanley	(2,696)
(4,936)	ROBLOX Corp 'A'	Bank of America Merrill Lynch	(83,122)
(5,761)	Rocket Cos Inc 'A'	Barclays Bank	(4,666)
(1,727)	Rocket Pharmaceuticals Inc	Bank of America Merrill Lynch	(3,627)
(1,693)	Rocket Pharmaceuticals Inc	Goldman Sachs	(3,555)
(2,312)	Rocket Pharmaceuticals Inc	HSBC	1,965
(3,986)	Rocket Pharmaceuticals Inc	Morgan Stanley	(6,617)
3,112	Rockwell Automation Inc	Barclays Bank	4,139
1,430	Rockwell Automation Inc	Goldman Sachs	(1,745)
3,176	Rockwell Automation Inc	HSBC	(22,518)
(19,921)	Rockwell Medical Inc	Bank of America Merrill Lynch	1,269
(7,977)	Rockwell Medical Inc	Barclays Bank	(160)
(87,368)	Rockwell Medical Inc	Morgan Stanley	(1,756)
3,344	Rocky Brands Inc	Bank of America Merrill Lynch	4,815
10,019	Rocky Brands Inc	Morgan Stanley	51,598
(618)	Rogers Corp	Barclays Bank	(2,589)
(4,820)	Rogers Corp	Goldman Sachs	(22,859)
(1,434)	Rogers Corp	HSBC	(9,565)
(5,316)	Rogers Corp	Morgan Stanley	(22,274)
765	Roku Inc	Bank of America Merrill Lynch	26,224
1,426	Roku Inc	Barclays Bank	(727)
181	Roku Inc	Morgan Stanley	(92)
6,869	Rollins Inc	Bank of America Merrill Lynch	(13,807)
9,214	Rollins Inc	Barclays Bank	(2,856)
29,530	Rollins Inc	Goldman Sachs	(59,355)
6,584	Rollins Inc	HSBC	(20,608)
2,733	Rollins Inc	Morgan Stanley	(847)
(3,461)	Root Inc 'A'	Bank of America Merrill Lynch	-
(1,494)	Root Inc 'A'	Barclays Bank	(284)
5,514	Root Inc 'A'	Goldman Sachs	-
879	Roper Technologies Inc	Bank of America Merrill Lynch	13,447
1,961	Roper Technologies Inc	Barclays Bank	10,378
130	Roper Technologies Inc	Goldman Sachs	2,206
1,088	Roper Technologies Inc	HSBC	7,432
5,140	Roper Technologies Inc	Morgan Stanley	23,591
(391)	Ross Stores Inc	Bank of America Merrill Lynch	794
(9,212)	Ross Stores Inc	Goldman Sachs	13,774
(536)	Ross Stores Inc	HSBC	2,450
(23,029)	Ross Stores Inc	Morgan Stanley	(66,324)
(15,243)	Royal Caribbean Cruises Ltd	Bank of America Merrill Lynch	(139,056)
(19,334)	Royal Caribbean Cruises Ltd	Barclays Bank	(143,072)
(2,997)	Royal Caribbean Cruises Ltd	Goldman Sachs	(27,759)

保有高	銘柄	取引相手	未実現純評価 益/(損) (米ドル)
	米国(続き)		
(6,121)	Royal Caribbean Cruises Ltd	Morgan Stanley	(45,296)
3,500	Royal Gold Inc	Bank of America Merrill Lynch	(15,085)
(2,098)	Royal Gold Inc	Bank of America Merrill Lynch	9,042
6,085	Royal Gold Inc	Barclays Bank	(10,101)
(1,762)	Royal Gold Inc	Barclays Bank	2,925
2,898	Royal Gold Inc	Goldman Sachs	(12,490)
3,658	Royal Gold Inc	HSBC	17,595
(2,401)	Royal Gold Inc	HSBC	(11,549)
2,005	Royal Gold Inc	Morgan Stanley	(3,328)
(509)	Royal Gold Inc	Morgan Stanley	845
(2,468)	Royalty Pharma Plc 'A'	Barclays Bank	1,481
(11,072)	Royalty Pharma Plc 'A'	Goldman Sachs	15,279
1,022	Royalty Pharma Plc 'A'	HSBC	(1,400)
(3,065)	Royalty Pharma Plc 'A'	HSBC	4,199
(4,639)	Royalty Pharma Plc 'A'	Morgan Stanley	2,783
(50,215)	RPC Inc	Bank of America Merrill Lynch	53,730
(81,224)	RPC Inc	Barclays Bank	10,246
(4,187)	RPC Inc	Morgan Stanley	275
(7,036)	RPM International Inc	HSBC	30,888
(14,226)	RPM International Inc	Morgan Stanley	9,816
8,971	RPT Realty (REIT)	Barclays Bank	2,691
14,418	RPT Realty (REIT)	Goldman Sachs	5,911
34,001	RPT Realty (REIT)	HSBC	(1,020)
92,757	RPT Realty (REIT)	Morgan Stanley	27,827
68,267	RR Donnelley & Sons Co	Bank of America Merrill Lynch	111,958
11,185	RR Donnelley & Sons Co	Goldman Sachs	18,343
(15,110)	Rubicon Technology Inc	Morgan Stanley	(4,231)
(9,223)	Rubius Therapeutics Inc	Barclays Bank	2,490
7,614	Rush Enterprises Inc 'A'	Bank of America Merrill Lynch	(30,456)
23,453	Rush Enterprises Inc 'A'	Barclays Bank	(8,443)
7,954	Rush Enterprises Inc 'A'	Goldman Sachs	(31,816)
616	Rush Enterprises Inc 'A'	Morgan Stanley	(12)
5,156	Rush Enterprises Inc 'B'	Bank of America Merrill Lynch	(17,118)
12,287	Rush Enterprises Inc 'B'	Barclays Bank	6,635
8,302	Rush Enterprises Inc 'B'	Goldman Sachs	(27,563)
4,585	Rush Enterprises Inc 'B'	HSBC	(8,115)
8,509	Rush Enterprises Inc 'B'	Morgan Stanley	4,595
8,643	Rush Street Interactive Inc	Barclays Bank	(2,420)
3,951	Rush Street Interactive Inc	Goldman Sachs	1,541
24,000	Rush Street Interactive Inc	HSBC	240
3,466	Rush Street Interactive Inc	Morgan Stanley	(970)
9,868	Ruth's Hospitality Group Inc	Morgan Stanley	808
11,314	Ryder System Inc	Bank of America Merrill Lynch	(39,893)
2,906	Ryder System Inc	Barclays Bank	523
13,844	Ryder System Inc	Goldman Sachs	(58,709)

保有高	銘柄	取引相手	未実現純評価 益/(損) (米ドル)
	米国(続き)		
3,990	Ryder System Inc	HSBC	(15,209)
14,256	Ryder System Inc	Morgan Stanley	11,321
47,156	Ryerson Holding Corp	Goldman Sachs	(18,862)
10,077	Ryerson Holding Corp	Morgan Stanley	(1,915)
(2,978)	Ryman Hospitality Properties Inc (REIT)	Bank of America Merrill Lynch	(5,822)
854	Ryman Hospitality Properties Inc (REIT)	Bank of America Merrill Lynch	(228)
(1,359)	Ryman Hospitality Properties Inc (REIT)	Barclays Bank	(3,226)
4,116	Ryman Hospitality Properties Inc (REIT)	Barclays Bank	10,743
(2,571)	Ryman Hospitality Properties Inc (REIT)	Goldman Sachs	(427)
2,495	Ryman Hospitality Properties Inc (REIT)	Goldman Sachs	948
(3,428)	Ryman Hospitality Properties Inc (REIT)	Morgan Stanley	(3,906)
362	Ryman Hospitality Properties Inc (REIT)	Morgan Stanley	945
(421)	S&P Global Inc	Bank of America Merrill Lynch	(1,903)
(5,100)	S&P Global Inc	Barclays Bank	(2,142)
(6,209)	S&P Global Inc	Goldman Sachs	(20,524)
(900)	S&P Global Inc	Morgan Stanley	(315)
(31,691)	S&T Bancorp Inc	Barclays Bank	6,972
(32,783)	S&T Bancorp Inc	Goldman Sachs	6,557
(21,581)	S&T Bancorp Inc	HSBC	(15,754)
(33,929)	S&T Bancorp Inc	Morgan Stanley	7,464
(36,764)	Sabra Health Care Inc (REIT)	Bank of America Merrill Lynch	(11,397)
6,193	Sabra Health Care Inc (REIT)	Bank of America Merrill Lynch	1,920
(81,269)	Sabra Health Care Inc (REIT)	Barclays Bank	3,251
(20,357)	Sabra Health Care Inc (REIT)	Goldman Sachs	(6,311)
15,738	Sabra Health Care Inc (REIT)	HSBC	(4,879)
(23,334)	Sabra Health Care Inc (REIT)	Morgan Stanley	933
37,747	Sabra Health Care Inc (REIT)	Morgan Stanley	(1,510)
(12,761)	Sabre Corp	Morgan Stanley	(6,891)
(96,079)	Safe Bulkers Inc	Barclays Bank	69,177
(77,943)	Safe Bulkers Inc	Goldman Sachs	13,250
(219,081)	Safeguard Scientifics Inc	Bank of America Merrill Lynch	(8,763)
(9,877)	Safeguard Scientifics Inc	Barclays Bank	(790)
(6,938)	Safeguard Scientifics Inc	Goldman Sachs	(278)
(2,436)	Safety Insurance Group Inc	Goldman Sachs	1,598
(4,838)	Safety Insurance Group Inc	Morgan Stanley	1,790
(16,612)	Saga Communications Inc 'A'	Morgan Stanley	(16,114)
(771)	Sage Therapeutics Inc	Bank of America Merrill Lynch	(223)
(1,052)	Sage Therapeutics Inc	Barclays Bank	1,904
(388)	Sage Therapeutics Inc	Goldman Sachs	1,222
(2,330)	Sage Therapeutics Inc	Morgan Stanley	4,217
(848)	Saia Inc	Bank of America Merrill Lynch	8,845
1,887	Saia Inc	Bank of America Merrill Lynch	(8,832)
(2,435)	Saia Inc	Barclays Bank	(6,697)
1,210	Saia Inc	Barclays Bank	619
(798)	Saia Inc	Goldman Sachs	8,323

保有高	銘柄	取引相手	未実現純評価 益/(損) (米ドル)
	米国(続き)		
4,066	Saia Inc	HSBC	24,214
(3,981)	Saia Inc	HSBC	34,436
(3,768)	Saia Inc	Morgan Stanley	(10,362)
5,930	Sailpoint Technologies Holdings Inc	Bank of America Merrill Lynch	9,758
19,872	Sailpoint Technologies Holdings Inc	Barclays Bank	24,244
30,521	Sailpoint Technologies Holdings Inc	Goldman Sachs	67,988
17,277	Sailpoint Technologies Holdings Inc	HSBC	31,781
5,863	Sailpoint Technologies Holdings Inc	Morgan Stanley	7,153
(6,771)	salesforce.com Inc	Bank of America Merrill Lynch	(156,004)
3,032	Salisbury Bancorp Inc	Bank of America Merrill Lynch	(667)
6,252	Salisbury Bancorp Inc	Barclays Bank	1,876
7,461	Salisbury Bancorp Inc	Goldman Sachs	(1,641)
6,465	Salisbury Bancorp Inc	HSBC	2,327
(7,084)	Sally Beauty Holdings Inc	Bank of America Merrill Lynch	10,626
(13,997)	Sally Beauty Holdings Inc	Barclays Bank	(5,879)
(13,089)	Sally Beauty Holdings Inc	Goldman Sachs	19,634
1,827	Sanderson Farms Inc	Bank of America Merrill Lynch	(22,417)
3,329	Sanderson Farms Inc	Barclays Bank	(21,772)
8,091	Sanderson Farms Inc	Goldman Sachs	(99,277)
448	Sanderson Farms Inc	HSBC	(104)
27,970	Sandy Spring Bancorp Inc	Bank of America Merrill Lynch	(27,131)
38,376	Sandy Spring Bancorp Inc	Barclays Bank	2,686
24,986	Sandy Spring Bancorp Inc	Goldman Sachs	(24,236)
9,584	Sandy Spring Bancorp Inc	Morgan Stanley	671
11,224	Sangamo Therapeutics Inc	Barclays Bank	1,122
1,524	Sangamo Therapeutics Inc	HSBC	930
3,965	Sangamo Therapeutics Inc	Morgan Stanley	397
(30,134)	Sanmina Corp	Bank of America Merrill Lynch	4,520
(2,968)	Sanmina Corp	Barclays Bank	1,395
(971)	Sanmina Corp	Goldman Sachs	146
38,064	Santander Consumer USA Holdings Inc	Bank of America Merrill Lynch	46,438
4,177	Santander Consumer USA Holdings Inc	Goldman Sachs	5,096
18,074	Santander Consumer USA Holdings Inc	Morgan Stanley	1,265
(52,923)	Sapiens International Corp NV	Barclays Bank	(10,293)
(6,860)	Sapiens International Corp NV	Morgan Stanley	(1,371)
(2,625)	Sarepta Therapeutics Inc	Barclays Bank	4,095
(1,021)	Sarepta Therapeutics Inc	Morgan Stanley	1,593
9,076	Satsuma Pharmaceuticals Inc	Morgan Stanley	(1,906)
6,906	Saul Centers Inc (REIT)	Bank of America Merrill Lynch	9,461
7,822	Saul Centers Inc (REIT)	Barclays Bank	16,113
10,277	Saul Centers Inc (REIT)	Goldman Sachs	14,079
18,567	Saul Centers Inc (REIT)	Morgan Stanley	38,248
(58,571)	Savara Inc	Barclays Bank	(7,029)
(3,639)	SB Financial Group Inc	Bank of America Merrill Lynch	(4,258)
(5,100)	SB Financial Group Inc	Barclays Bank	(612)

保有高	銘柄	取引相手	未実現純評価 益/(損) (米ドル)
	米国(続き)		
174	SBA Communications Corp (REIT)	Bank of America Merrill Lynch	1,674
1,900	SBA Communications Corp (REIT)	Goldman Sachs	18,278
1,254	SBA Communications Corp (REIT)	Morgan Stanley	1,981
21,538	ScanSource Inc	Bank of America Merrill Lynch	(7,969)
16,685	ScanSource Inc	Barclays Bank	(3,003)
4,296	ScanSource Inc	HSBC	(3,265)
5,551	ScanSource Inc	Morgan Stanley	(910)
11,604	Schlumberger NV	Bank of America Merrill Lynch	(31,563)
39,915	Schlumberger NV	Barclays Bank	(14,769)
29,964	Schlumberger NV	Goldman Sachs	(81,502)
40,466	Schneider National Inc 'B'	Bank of America Merrill Lynch	(35,279)
22,526	Schneider National Inc 'B'	Barclays Bank	(5,676)
23,626	Schneider National Inc 'B'	Goldman Sachs	(17,986)
25,703	Schneider National Inc 'B'	HSBC	(49,864)
81,395	Schneider National Inc 'B'	Morgan Stanley	(30,116)
21,814	Schnitzer Steel Industries Inc 'A'	Barclays Bank	4,145
8,952	Schnitzer Steel Industries Inc 'A'	Goldman Sachs	(15,487)
13,536	Schnitzer Steel Industries Inc 'A'	Morgan Stanley	2,572
(2,369)	Scholar Rock Holding Corp	Bank of America Merrill Lynch	3,648
(4,441)	Scholar Rock Holding Corp	Barclays Bank	(489)
(8,322)	Scholar Rock Holding Corp	Morgan Stanley	(243)
(7,356)	Scholastic Corp	Morgan Stanley	(5,738)
(2,274)	Schrodinger Inc	Bank of America Merrill Lynch	(19,852)
(4,135)	Schrodinger Inc	Barclays Bank	(19,931)
(7,800)	Schrodinger Inc	Goldman Sachs	(61,901)
(1,623)	Schrodinger Inc	HSBC	(10,013)
(294)	Schrodinger Inc	Morgan Stanley	(1,417)
(13,923)	Schweitzer-Mauduit International Inc	Barclays Bank	41,560
(13,040)	Schweitzer-Mauduit International Inc	Goldman Sachs	72,939
(15,131)	Schweitzer-Mauduit International Inc	HSBC	102,437
(15,235)	Schweitzer-Mauduit International Inc	Morgan Stanley	55,817
1,587	Science Applications International Corp	Bank of America Merrill Lynch	1,895
(7,852)	Science Applications International Corp	Barclays Bank	(629)
2,757	Science Applications International Corp	Barclays Bank	221
(7,209)	Science Applications International Corp	Goldman Sachs	(8,795)
1,365	Science Applications International Corp	Goldman Sachs	250
(11,822)	Science Applications International Corp	HSBC	5,320
1,205	Science Applications International Corp	HSBC	1,470
(14,118)	Science Applications International Corp	Morgan Stanley	(1,130)
(2,541)	Scientific Games Corp 'A'	Bank of America Merrill Lynch	(31,766)
(7,870)	Scientific Games Corp 'A'	Barclays Bank	(33,019)
(4,783)	Scientific Games Corp 'A'	HSBC	(89,481)
5,189	Scopus Biopharma Inc	Goldman Sachs	6,901
19,789	Scorpio Tankers Inc	Morgan Stanley	(5,145)
683	Scotts Miracle-Gro Co	Barclays Bank	(1,168)

保有高	銘柄	取引相手	未実現純評価 益/(損) (米ドル)
	米国(続き)		
669	Scotts Miracle-Gro Co	Morgan Stanley	(1,144)
(592)	Scotts Miracle-Gro Co	Morgan Stanley	1,012
(13,909)	scPharmaceuticals Inc	Bank of America Merrill Lynch	3,060
(15,143)	scPharmaceuticals Inc	Barclays Bank	909
(8,135)	scPharmaceuticals Inc	Goldman Sachs	1,790
4,414	Sculptor Capital Management Inc	Bank of America Merrill Lynch	4,282
20,160	Sculptor Capital Management Inc	Barclays Bank	15,498
4,619	Sculptor Capital Management Inc	HSBC	1,909
(72)	Seaboard Corp	Bank of America Merrill Lynch	3,506
(88)	Seaboard Corp	Barclays Bank	800
(122)	Seaboard Corp	Goldman Sachs	11,346
(149)	Seaboard Corp	HSBC	18,215
(511)	Seaboard Corp	Morgan Stanley	1,930
(143,258)	SeaChange International Inc	Bank of America Merrill Lynch	(7,163)
(37,439)	Seacoast Banking Corp of Florida	Goldman Sachs	37,439
(8,369)	Seacoast Banking Corp of Florida	HSBC	4,603
(18,345)	Seacoast Banking Corp of Florida	Morgan Stanley	9,173
(1,157)	Seagate Technology Holdings Plc	Barclays Bank	2,777
(682)	Seagate Technology Holdings Plc	Goldman Sachs	5,783
(31,839)	Seagate Technology Holdings Plc	Morgan Stanley	64,358
(1,042)	Seagen Inc	Bank of America Merrill Lynch	(7,679)
(3,332)	Seagen Inc	Barclays Bank	(5,598)
15,352	Sealed Air Corp	Barclays Bank	3,743
4,577	Sealed Air Corp	Goldman Sachs	1,465
7,298	Sealed Air Corp	HSBC	12,506
17,491	Sealed Air Corp	Morgan Stanley	6,012
6,906	SeaSpine Holdings Corp	Goldman Sachs	2,555
20,400	SeaSpine Holdings Corp	Morgan Stanley	(18,972)
5,260	SeaWorld Entertainment Inc	Bank of America Merrill Lynch	7,968
12,548	SeaWorld Entertainment Inc	Barclays Bank	14,015
21,716	SeaWorld Entertainment Inc	Goldman Sachs	45,821
(3,416)	SecureWorks Corp 'A'	Bank of America Merrill Lynch	(1,571)
(866)	SecureWorks Corp 'A'	Barclays Bank	312
(5,216)	SecureWorks Corp 'A'	HSBC	(5,060)
(37,301)	SecureWorks Corp 'A'	Morgan Stanley	13,428
16,341	Security National Financial Corp 'A'	Bank of America Merrill Lynch	(3,922)
26,337	Security National Financial Corp 'A'	Barclays Bank	(3,424)
25,243	Security National Financial Corp 'A'	Goldman Sachs	(6,058)
5,632	Security National Financial Corp 'A'	HSBC	2,196
14,559	Security National Financial Corp 'A'	Morgan Stanley	(1,893)
(2,073)	Seelos Therapeutics Inc	Bank of America Merrill Lynch	753
(3,343)	Seer Inc	Barclays Bank	1,337
(1,364)	SEI Investments Co	Bank of America Merrill Lynch	(669)
(5,583)	SEI Investments Co	Barclays Bank	(3,049)
(3,167)	SEI Investments Co	Goldman Sachs	(778)

保有高	銘柄	取引相手	未実現純評価 益/(損) (米ドル)
	米国(続き)		
(3,160)	SEI Investments Co	Morgan Stanley	(1,212)
13,779	Select Bancorp Inc	Bank of America Merrill Lynch	3,858
48,236	Select Bancorp Inc	Barclays Bank	(6,753)
13,403	Select Bancorp Inc	Goldman Sachs	3,753
28,109	Select Bancorp Inc	Morgan Stanley	(3,935)
(2,103)	Select Energy Services Inc 'A'	Barclays Bank	(210)
(20,648)	Select Energy Services Inc 'A'	Goldman Sachs	15,692
(28,160)	Select Energy Services Inc 'A'	HSBC	18,867
(54,852)	Select Energy Services Inc 'A'	Morgan Stanley	(5,485)
6,894	Select Interior Concepts Inc 'A'	HSBC	3,723
9,007	Select Interior Concepts Inc 'A'	Morgan Stanley	(3,783)
7,505	Select Medical Holdings Corp	Bank of America Merrill Lynch	15,685
14,072	Select Medical Holdings Corp	Barclays Bank	4,222
10,483	Select Medical Holdings Corp	Morgan Stanley	3,145
17,233	Selecta Biosciences Inc	Bank of America Merrill Lynch	24,126
10,124	Selecta Biosciences Inc	Barclays Bank	9,112
23,950	Selecta Biosciences Inc	Goldman Sachs	33,530
1,019	Selecta Biosciences Inc	HSBC	1,549
7,256	Selecta Biosciences Inc	Morgan Stanley	6,530
(10,927)	Selective Insurance Group Inc	HSBC	16,172
(16,293)	Selective Insurance Group Inc	Morgan Stanley	32,423
(26,870)	Selectquote Inc	Bank of America Merrill Lynch	23,298
(17,274)	Selectquote Inc	Barclays Bank	5,517
(6,821)	Selectquote Inc	Goldman Sachs	2,270
(8,007)	Selectquote Inc	HSBC	54,744
(5,588)	Selectquote Inc	Morgan Stanley	2,179
(10,455)	Sempra Energy	Bank of America Merrill Lynch	21,433
(8,995)	Sempra Energy	Barclays Bank	20,418
(12,612)	Sempra Energy	Goldman Sachs	25,195
(9,334)	Sempra Energy	HSBC	24,196
(2,430)	Sempra Energy	Morgan Stanley	5,516
10,877	Semtech Corp	Barclays Bank	7,723
(943)	Semtech Corp	Goldman Sachs	(1,848)
370	Semtech Corp	Goldman Sachs	725
(6,501)	Semtech Corp	HSBC	(9,947)
(12,453)	Semtech Corp	Morgan Stanley	(8,842)
544	Seneca Foods Corp 'A'	Bank of America Merrill Lynch	(555)
3,911	Seneca Foods Corp 'A'	Barclays Bank	(156)
1,953	Seneca Foods Corp 'A'	Goldman Sachs	(1,992)
2,210	Seneca Foods Corp 'A'	HSBC	(3,334)
9,305	Seneca Foods Corp 'A'	Morgan Stanley	(372)
(6,937)	Sensata Technologies Holding Plc	Bank of America Merrill Lynch	(19,289)
(9,900)	Sensata Technologies Holding Plc	Barclays Bank	(11,979)
(12,810)	Sensata Technologies Holding Plc	Goldman Sachs	(20,913)
(25,829)	Sensata Technologies Holding Plc	Morgan Stanley	(31,253)

保有高	銘柄	取引相手	未実現純評価 益/(損) (米ドル)
	米国(続き)		
2,418	Sensei Biotherapeutics Inc	Bank of America Merrill Lynch	8,052
1,776	Sensei Biotherapeutics Inc	Barclays Bank	(2,220)
4,805	Sensei Biotherapeutics Inc	Goldman Sachs	16,001
5,206	Sensei Biotherapeutics Inc	Morgan Stanley	(6,508)
(16,531)	Sensient Technologies Corp	Bank of America Merrill Lynch	(20,168)
(6,621)	Sensient Technologies Corp	Barclays Bank	1,091
(507)	Sensient Technologies Corp	Goldman Sachs	(619)
(40,697)	Sensient Technologies Corp	Morgan Stanley	6,251
(1,816)	Seres Therapeutics Inc	Bank of America Merrill Lynch	(100)
(7,789)	Seres Therapeutics Inc	Barclays Bank	(712)
(1,120)	Seres Therapeutics Inc	Goldman Sachs	436
(1,102)	Seres Therapeutics Inc	Morgan Stanley	248
14,863	Seritage Growth Properties (REIT)	Bank of America Merrill Lynch	12,634
(3,599)	Service Corp International	Bank of America Merrill Lynch	2,519
2,244	Service Corp International	Bank of America Merrill Lynch	68
(11,222)	Service Corp International	Barclays Bank	(2,581)
8,637	Service Corp International	Barclays Bank	1,987
(3,185)	Service Corp International	Goldman Sachs	2,230
652	Service Corp International	Goldman Sachs	218
(10,449)	Service Corp International	Morgan Stanley	(2,403)
6,488	Service Corp International	Morgan Stanley	1,492
(12,608)	Service Properties Trust (REIT)	Bank of America Merrill Lynch	(18,408)
(47,656)	Service Properties Trust (REIT)	Barclays Bank	(77,718)
(28,979)	Service Properties Trust (REIT)	Goldman Sachs	(32,762)
(22,683)	Service Properties Trust (REIT)	HSBC	(29,261)
(51,369)	Service Properties Trust (REIT)	Morgan Stanley	(84,759)
2,051	ServiceNow Inc	Bank of America Merrill Lynch	18,471
87	ServiceNow Inc	Barclays Bank	(216)
115	ServiceNow Inc	HSBC	1,725
2,615	ServiceNow Inc	Morgan Stanley	(9,823)
(140,523)	ServiceSource International Inc	Bank of America Merrill Lynch	8,431
(60,057)	ServiceSource International Inc	Barclays Bank	601
(24,738)	ServiceSource International Inc	Goldman Sachs	1,484
8,754	ServisFirst Bancshares Inc	Morgan Stanley	9,192
(43,860)	SFL Corp Ltd	Bank of America Merrill Lynch	7,456
(54,086)	SFL Corp Ltd	Barclays Bank	15,144
(40,208)	SFL Corp Ltd	Goldman Sachs	6,835
8,397	Shake Shack Inc 'A'	Bank of America Merrill Lynch	74,652
5,512	Shake Shack Inc 'A'	Barclays Bank	40,350
13,329	Shake Shack Inc 'A'	Goldman Sachs	100,521
2,036	Shake Shack Inc 'A'	HSBC	21,679
7,877	Shake Shack Inc 'A'	Morgan Stanley	2,515
(6,506)	Sharps Compliance Corp	Barclays Bank	10,865
(5,933)	SharpSpring Inc	Bank of America Merrill Lynch	7,416
(13,464)	SharpSpring Inc	Barclays Bank	18,715

保有高	銘柄	取引相手	未実現純評価 益/(損) (米ドル)
	米国(続き)		
(4,790)	Shattuck Labs Inc	Bank of America Merrill Lynch	(1,581)
(1,159)	Shattuck Labs Inc	Barclays Bank	(1,901)
(74)	Shenandoah Telecommunications Co	Barclays Bank	67
(5,734)	Shenandoah Telecommunications Co	HSBC	(3,842)
(24,650)	Shenandoah Telecommunications Co	Morgan Stanley	22,432
6,505	Sherwin-Williams Co	Barclays Bank	(12,415)
102	Sherwin-Williams Co	Goldman Sachs	(71)
4,665	Sherwin-Williams Co	HSBC	(23,885)
6,907	Sherwin-Williams Co	Morgan Stanley	(13,884)
(1,254)	Shift4 Payments Inc 'A'	Bank of America Merrill Lynch	(9,581)
(1,442)	Shift4 Payments Inc 'A'	Barclays Bank	(952)
(626)	Shift4 Payments Inc 'A'	Goldman Sachs	(4,783)
(1,370)	Shift4 Payments Inc 'A'	HSBC	(13,289)
(13,086)	Shift4 Payments Inc 'A'	Morgan Stanley	(8,637)
(2,920)	Shoals Technologies Group Inc 'A'	Bank of America Merrill Lynch	(17,286)
(5,468)	Shoals Technologies Group Inc 'A'	Barclays Bank	(10,061)
2,631	Shockwave Medical Inc	Barclays Bank	14,734
1,477	Shockwave Medical Inc	Goldman Sachs	33,115
237	Shockwave Medical Inc	HSBC	3,044
(461)	Shockwave Medical Inc	Morgan Stanley	(2,582)
1,710	Shoe Carnival Inc	Barclays Bank	1,488
3,795	Shore Bancshares Inc	Bank of America Merrill Lynch	911
13,613	Shore Bancshares Inc	Barclays Bank	3,267
17,323	Shore Bancshares Inc	Goldman Sachs	4,158
22,250	Shore Bancshares Inc	Morgan Stanley	5,340
(9,082)	ShotSpotter Inc	Barclays Bank	11,353
(8,775)	ShotSpotter Inc	HSBC	(81,520)
(1,948)	ShotSpotter Inc	Morgan Stanley	2,435
1,866	Shutterstock Inc	Barclays Bank	4,684
4,106	Shutterstock Inc	Goldman Sachs	22,624
930	Shutterstock Inc	HSBC	8,826
3,072	Shutterstock Inc	Morgan Stanley	7,711
(7,468)	Shyft Group Inc	Goldman Sachs	(3,883)
(11,868)	Shyft Group Inc	HSBC	(29,670)
(35,496)	Shyft Group Inc	Morgan Stanley	(9,939)
8,544	SI-BONE Inc	Goldman Sachs	(11,705)
5,115	SI-BONE Inc	Morgan Stanley	(12,071)
(67,758)	Siebert Financial Corp	Barclays Bank	(22,360)
(760)	Siebert Financial Corp	Goldman Sachs	61
(1,050)	Siebert Financial Corp	HSBC	(452)
(659)	Siebert Financial Corp	Morgan Stanley	(217)
777	Sienna Biopharmaceuticals Inc	Goldman Sachs	(11)
(9,983)	Sientra Inc	Barclays Bank	1,997
(18,951)	Sientra Inc	HSBC	(6,064)
28,046	Sierra Bancorp	Bank of America Merrill Lynch	(3,646)

保有高	銘柄	取引相手	未実現純評価 益/(損) (米ドル)
	米国(続き)		
20,395	Sierra Bancorp	Goldman Sachs	(2,651)
67,340	Sierra Bancorp	Morgan Stanley	42,424
(18,449)	SIGA Technologies Inc	Goldman Sachs	(3,136)
(26,087)	SIGA Technologies Inc	HSBC	(2,609)
(74,641)	SIGA Technologies Inc	Morgan Stanley	(6,718)
998	Sigilon Therapeutics Inc	Barclays Bank	(40)
10,549	Sigilon Therapeutics Inc	Goldman Sachs	(20,887)
2,149	Sigilon Therapeutics Inc	Morgan Stanley	(86)
572	Signature Bank	Bank of America Merrill Lynch	1,888
4,706	Signature Bank	Barclays Bank	48,096
115	Signature Bank	Goldman Sachs	380
1,647	Signature Bank	HSBC	(5,172)
8,057	Signet Jewelers Ltd	Bank of America Merrill Lynch	(39,882)
2,187	Signet Jewelers Ltd	Morgan Stanley	6,474
9,344	Signify Health Inc 'A'	Morgan Stanley	5,326
(796)	Silgan Holdings Inc	Barclays Bank	836
(9,326)	Silgan Holdings Inc	HSBC	8,487
(25,369)	Silgan Holdings Inc	Morgan Stanley	26,637
6,305	Silicon Laboratories Inc	Bank of America Merrill Lynch	76,543
20,382	Silicon Laboratories Inc	Barclays Bank	91,107
10,024	Silicon Laboratories Inc	Goldman Sachs	114,132
10,401	Silicon Laboratories Inc	HSBC	103,600
30,013	Silicon Laboratories Inc	Morgan Stanley	134,159
9,700	Silk Road Medical Inc	Bank of America Merrill Lynch	19,788
2,158	Silk Road Medical Inc	Goldman Sachs	4,402
11,465	Silvercrest Asset Management Group Inc 'A'	Bank of America Merrill Lynch	21,784
11,782	Silvercrest Asset Management Group Inc 'A'	Barclays Bank	8,130
11,133	Silvercrest Asset Management Group Inc 'A'	Goldman Sachs	21,153
11,604	Silvercrest Asset Management Group Inc 'A'	HSBC	22,164
21,829	Silvercrest Asset Management Group Inc 'A'	Morgan Stanley	15,062
(365)	Silvergate Capital Corp 'A'	Bank of America Merrill Lynch	(7,358)
(1,926)	Silvergate Capital Corp 'A'	Barclays Bank	(10,285)
(659)	Silvergate Capital Corp 'A'	Goldman Sachs	(13,285)
(10,133)	Simmons First National Corp 'A'	HSBC	(8,005)
(19,893)	Simmons First National Corp 'A'	Morgan Stanley	(2,586)
(8,295)	Simon Property Group Inc (REIT)	Barclays Bank	(33,373)
1,892	Simon Property Group Inc (REIT)	Morgan Stanley	7,284
(4,247)	Simply Good Foods Co	Barclays Bank	595
(5,379)	Simply Good Foods Co	Goldman Sachs	(15,276)
(5,995)	Simply Good Foods Co	Morgan Stanley	839
(1,988)	Simpson Manufacturing Co Inc	Bank of America Merrill Lynch	2,326
(6,711)	Simpson Manufacturing Co Inc	Barclays Bank	3,758

保有高	銘柄	取引相手	未実現純評価 益/(損) (米ドル)
	米国(続き)		
(28,637)	Simpson Manufacturing Co Inc	HSBC	120,848
1,792	Simpson Manufacturing Co Inc	HSBC	(7,562)
(23,027)	Simpson Manufacturing Co Inc	Morgan Stanley	12,895
(1,814)	Simulations Plus Inc	Bank of America Merrill Lynch	(2,884)
(2,374)	Simulations Plus Inc	Barclays Bank	(2,944)
(4,473)	Simulations Plus Inc	Goldman Sachs	(7,112)
(6,349)	Simulations Plus Inc	Morgan Stanley	(7,873)
10,252	Sinclair Broadcast Group Inc 'A'	Bank of America Merrill Lynch	9,432
1,168	Sinclair Broadcast Group Inc 'A'	Barclays Bank	1,156
8,663	Sinclair Broadcast Group Inc 'A'	HSBC	3,292
36,609	Sinclair Broadcast Group Inc 'A'	Morgan Stanley	36,243
104,816	Sirius XM Holdings Inc	Bank of America Merrill Lynch	39,118
446,599	Sirius XM Holdings Inc	Barclays Bank	49,126
212,453	Sirius XM Holdings Inc	Goldman Sachs	47,739
64,678	Sirius XM Holdings Inc	Morgan Stanley	6,840
(229,460)	SiriusPoint Ltd	Barclays Bank	16,062
(49,585)	SiriusPoint Ltd	HSBC	(10,909)
(105,346)	SiriusPoint Ltd	Morgan Stanley	7,374
13,405	SITE Centers Corp (REIT)	Bank of America Merrill Lynch	3,485
25,624	SITE Centers Corp (REIT)	Barclays Bank	9,481
74,764	SITE Centers Corp (REIT)	Goldman Sachs	19,439
20,389	SITE Centers Corp (REIT)	Morgan Stanley	7,544
4,626	SiteOne Landscape Supply Inc	Bank of America Merrill Lynch	5,491
17,011	SiteOne Landscape Supply Inc	Barclays Bank	(43,037)
9,343	SiteOne Landscape Supply Inc	Goldman Sachs	38,540
9,371	SiteOne Landscape Supply Inc	HSBC	(275,039)
8,547	SiteOne Landscape Supply Inc	Morgan Stanley	(30,442)
(1,377)	SiTime Corp	Bank of America Merrill Lynch	(20,999)
(2,035)	SiTime Corp	Barclays Bank	(5,014)
(7,112)	SiTime Corp	Goldman Sachs	(71,877)
(285)	SiTime Corp	Morgan Stanley	(878)
(14,402)	SITO Mobile Ltd	Bank of America Merrill Lynch	1
(66,470)	SITO Mobile Ltd	Goldman Sachs	7
5,866	Six Flags Entertainment Corp	Bank of America Merrill Lynch	2,663
1,053	Six Flags Entertainment Corp	Barclays Bank	1,793
7,399	Six Flags Entertainment Corp	Goldman Sachs	21,309
470	Six Flags Entertainment Corp	HSBC	1,072
37,779	Six Flags Entertainment Corp	Morgan Stanley	54,919
1,153	SJW Group	Bank of America Merrill Lynch	1,487
2,393	SJW Group	Barclays Bank	168
9,698	SJW Group	Goldman Sachs	12,510
3,506	SJW Group	Morgan Stanley	245
5,616	Skechers USA Inc 'A'	Barclays Bank	4,121
24,354	Skechers USA Inc 'A'	Goldman Sachs	(40,915)
509	Skechers USA Inc 'A'	HSBC	(79)

保有高	銘柄	取引相手	未実現純評価 益/(損) (米ドル)
	米国(続き)		
1,579	Skechers USA Inc 'A'	Morgan Stanley	(76)
835	Skillz Inc	Barclays Bank	(167)
888	Skillz Inc	Morgan Stanley	568
(1,379)	Skyline Champion Corp	Bank of America Merrill Lynch	(12,728)
(1,209)	Skyline Champion Corp	Barclays Bank	(9,914)
(1,816)	Skyline Champion Corp	Goldman Sachs	(93)
(17,734)	Skyline Champion Corp	Morgan Stanley	(145,419)
1,154	SkyWater Technology Inc	Barclays Bank	(3,762)
(6,127)	SkyWest Inc	Goldman Sachs	4,350
(31,012)	SkyWest Inc	HSBC	(10,544)
(9,914)	SkyWest Inc	Morgan Stanley	(7,832)
(2,117)	Skyworks Solutions Inc	Bank of America Merrill Lynch	(8,743)
(4,887)	Skyworks Solutions Inc	Barclays Bank	(5,473)
(1,258)	Skyworks Solutions Inc	Goldman Sachs	(6,227)
5,541	Skyworks Solutions Inc	HSBC	40,494
(1,580)	Skyworks Solutions Inc	Morgan Stanley	(1,968)
947	Skyworks Solutions Inc	Morgan Stanley	1,061
3,702	SL Green Realty Corp (REIT)	Barclays Bank	2,406
4,279	SL Green Realty Corp (REIT)	Goldman Sachs	25,246
1,683	SL Green Realty Corp (REIT)	HSBC	11,360
2,044	SL Green Realty Corp (REIT)	Morgan Stanley	1,329
2,406	Slack Technologies Inc 'A'	Bank of America Merrill Lynch	6,929
4,601	Sleep Number Corp	Barclays Bank	35,658
1,730	Sleep Number Corp	Goldman Sachs	4,100
(41,109)	SLM Corp	Bank of America Merrill Lynch	(16,033)
(52,781)	SLM Corp	Morgan Stanley	(28,502)
3,766	SM Energy Co	HSBC	11,712
7,358	SMART Global Holdings Inc	Goldman Sachs	14,305
6,373	SMART Global Holdings Inc	Morgan Stanley	1,006
3,890	SmartFinancial Inc	Bank of America Merrill Lynch	2,918
27,246	SmartFinancial Inc	Barclays Bank	4,087
36,172	SmartFinancial Inc	Goldman Sachs	27,129
8,372	SmartFinancial Inc	HSBC	7,284
26,213	SmartFinancial Inc	Morgan Stanley	3,932
4,096	Smartsheet Inc 'A'	Bank of America Merrill Lynch	20,029
(6,114)	Smartsheet Inc 'A'	Bank of America Merrill Lynch	(21,572)
(2,594)	Smartsheet Inc 'A'	Barclays Bank	(2,361)
2,341	Smartsheet Inc 'A'	Goldman Sachs	11,447
(6,428)	Smartsheet Inc 'A'	Goldman Sachs	(31,787)
411	Smartsheet Inc 'A'	HSBC	2,100
(2,485)	Smartsheet Inc 'A'	HSBC	(13,172)
1,571	Smartsheet Inc 'A'	Morgan Stanley	1,430
(2,621)	Smartsheet Inc 'A'	Morgan Stanley	(2,385)
(10,548)	SmileDirectClub Inc	Barclays Bank	(2,848)
(38,714)	Smith Micro Software Inc	Bank of America Merrill Lynch	(15,486)

保有高	銘柄	取引相手	未実現純評価 益/(損) (米ドル)
	米国(続き)		
(66,584)	Smith Micro Software Inc	Barclays Bank	(27,965)
(7,842)	Smith Micro Software Inc	Goldman Sachs	(1,318)
(12,679)	Smith Micro Software Inc	Morgan Stanley	(5,325)
928	Snap Inc 'A'	Bank of America Merrill Lynch	7,619
(923)	Snap Inc 'A'	Bank of America Merrill Lynch	(7,578)
(8,357)	Snap Inc 'A'	Barclays Bank	(16,714)
(19,445)	Snap Inc 'A'	Goldman Sachs	(159,643)
2,655	Snap Inc 'A'	Morgan Stanley	5,310
2,840	Snap-on Inc	Bank of America Merrill Lynch	4,345
4,210	Snap-on Inc	Goldman Sachs	6,441
2,207	Snap-on Inc	Morgan Stanley	2,737
(2,750)	Snowflake Inc 'A'	Bank of America Merrill Lynch	(69,795)
(849)	Snowflake Inc 'A'	Barclays Bank	(3,513)
(517)	Snowflake Inc 'A'	Goldman Sachs	(10,248)
(4,698)	Snowflake Inc 'A'	Morgan Stanley	(19,308)
29,936	SOC Telemec Inc	Bank of America Merrill Lynch	(47,000)
27,377	SOC Telemec Inc	Barclays Bank	(41,066)
7,712	SOC Telemec Inc	Goldman Sachs	(12,108)
3,092	SOC Telemec Inc	HSBC	(4,638)
14,608	SOC Telemec Inc	Morgan Stanley	(21,912)
335	SolarEdge Technologies Inc	Bank of America Merrill Lynch	1,865
(4,889)	SolarEdge Technologies Inc	Barclays Bank	(16,193)
683	SolarEdge Technologies Inc	Barclays Bank	2,213
(1,435)	SolarEdge Technologies Inc	Goldman Sachs	(57,400)
(15,747)	Solaris Oilfield Infrastructure Inc 'A'	Barclays Bank	(1,102)
(6,074)	Solaris Oilfield Infrastructure Inc 'A'	Goldman Sachs	3,037
(25,675)	Solaris Oilfield Infrastructure Inc 'A'	HSBC	8,473
(32,464)	Solaris Oilfield Infrastructure Inc 'A'	Morgan Stanley	(2,272)
(1,532)	SolarWinds Corp	Bank of America Merrill Lynch	(112)
1,955	SolarWinds Corp	Bank of America Merrill Lynch	743
14,736	SolarWinds Corp	Barclays Bank	(6,484)
(1,343)	SolarWinds Corp	Goldman Sachs	526
666	SolarWinds Corp	HSBC	13
(28,931)	SolarWinds Corp	Morgan Stanley	12,730
4,659	SolarWinds Corp	Morgan Stanley	(2,050)
(31,398)	Soleno Therapeutics Inc	Bank of America Merrill Lynch	(628)
(113,435)	Soleno Therapeutics Inc	Barclays Bank	(1,134)
7,659	Solid Biosciences Inc	Bank of America Merrill Lynch	1,915
7,494	Solid Biosciences Inc	Goldman Sachs	1,874
21,982	Solid Biosciences Inc	Morgan Stanley	(2,198)
(13,819)	Soliton Inc	Barclays Bank	138
(1,198)	Soliton Inc	Goldman Sachs	12
349	Sonic Automotive Inc 'A'	Bank of America Merrill Lynch	(304)
12,589	Sonic Automotive Inc 'A'	Barclays Bank	(629)
2,805	Sonic Automotive Inc 'A'	Morgan Stanley	54

保有高	銘柄	取引相手	未実現純評価 益/(損) (米ドル)
	米国(続き)		
5,689	Sonoco Products Co	Bank of America Merrill Lynch	(9,102)
4,000	Sonoco Products Co	Barclays Bank	(1,520)
(7,562)	Sonoco Products Co	Goldman Sachs	12,099
1,556	Sonoco Products Co	Goldman Sachs	(2,490)
(6,105)	Sonoco Products Co	HSBC	5,983
1,015	Sonoco Products Co	HSBC	694
(10,054)	Sonoco Products Co	Morgan Stanley	3,821
16,014	Sonoco Products Co	Morgan Stanley	(6,085)
13,335	Sonos Inc	Bank of America Merrill Lynch	42,243
6,510	Sonos Inc	Barclays Bank	6,380
12,877	Sonos Inc	Goldman Sachs	40,305
1,735	Sonos Inc	HSBC	3,730
7,708	Sonos Inc	Morgan Stanley	7,554
(3,777)	Sorrento Therapeutics Inc	Bank of America Merrill Lynch	(3,286)
(3,043)	Sorrento Therapeutics Inc	Barclays Bank	(1,035)
6,481	Sorrento Therapeutics Inc	Barclays Bank	2,204
2,240	Sorrento Therapeutics Inc	Goldman Sachs	1,949
(1,309)	Sorrento Therapeutics Inc	Morgan Stanley	(445)
7,740	Sotera Health Co	Bank of America Merrill Lynch	16,254
17,504	Sotera Health Co	Barclays Bank	4,026
20,236	Sotera Health Co	Goldman Sachs	42,496
2,339	Sotera Health Co	HSBC	164
22,390	Sotera Health Co	Morgan Stanley	5,149
(56,768)	South Jersey Industries Inc	Morgan Stanley	(10,786)
51,353	South Plains Financial Inc	Barclays Bank	17,974
3,099	South Plains Financial Inc	Goldman Sachs	403
4,138	South Plains Financial Inc	HSBC	1,448
21,297	South Plains Financial Inc	Morgan Stanley	7,454
10,416	South State Corp	Bank of America Merrill Lynch	(8,854)
5,557	South State Corp	Barclays Bank	(6,280)
1,549	South State Corp	Goldman Sachs	(1,317)
2,452	South State Corp	HSBC	(932)
8,000	South State Corp	Morgan Stanley	(9,040)
(7,575)	Southern Co	Morgan Stanley	3,788
(4,800)	Southern Copper Corp	HSBC	51,408
(24,447)	Southern Copper Corp	Morgan Stanley	(41,315)
4,328	Southern First Bancshares Inc	Bank of America Merrill Lynch	(1,558)
11,302	Southern First Bancshares Inc	Barclays Bank	10,963
10,581	Southern First Bancshares Inc	Goldman Sachs	(3,809)
4,028	Southern First Bancshares Inc	Morgan Stanley	3,907
(460)	Southern Missouri Bancorp Inc	Goldman Sachs	308
2,129	Southern Missouri Bancorp Inc	Morgan Stanley	(16)
(20,775)	Southside Bancshares Inc	Bank of America Merrill Lynch	9,349
(9,643)	Southside Bancshares Inc	Barclays Bank	(2,025)
(35,282)	Southside Bancshares Inc	Goldman Sachs	15,877

保有高	銘柄	取引相手	未実現純評価 益/(損) (米ドル)
	米国(続き)		
(8,154)	Southside Bancshares Inc	HSBC	(4,322)
(50,223)	Southside Bancshares Inc	Morgan Stanley	(10,547)
1,878	Southwest Airlines Co	Bank of America Merrill Lynch	(1,202)
6,883	Southwest Airlines Co	Barclays Bank	5,369
(40,721)	Southwest Airlines Co	Goldman Sachs	26,061
25,989	Southwest Airlines Co	Goldman Sachs	(16,633)
16,231	Southwest Airlines Co	Morgan Stanley	12,660
18,424	Southwest Gas Holdings Inc	Bank of America Merrill Lynch	(45,006)
26,460	Southwest Gas Holdings Inc	Barclays Bank	(12,001)
35,100	Southwest Gas Holdings Inc	Goldman Sachs	(97,295)
20,147	Southwest Gas Holdings Inc	HSBC	(114,183)
32,348	Southwest Gas Holdings Inc	Morgan Stanley	(17,791)
(16,333)	Southwestern Energy Co	Goldman Sachs	3,920
(21,339)	Southwestern Energy Co	HSBC	(11,096)
(71,785)	Southwestern Energy Co	Morgan Stanley	18,664
604	SP Plus Corp	Barclays Bank	(338)
1,775	SP Plus Corp	Goldman Sachs	(1,438)
9,458	SP Plus Corp	Morgan Stanley	(5,296)
(19,921)	Spark Energy Inc 'A'	Bank of America Merrill Lynch	6,375
(24,472)	Spark Energy Inc 'A'	Barclays Bank	14,438
(6,725)	Spark Energy Inc 'A'	Goldman Sachs	2,152
(38,114)	Spark Energy Inc 'A'	HSBC	(8,766)
(14,774)	Spark Energy Inc 'A'	Morgan Stanley	8,717
1,407	SpartanNash Co	Bank of America Merrill Lynch	746
16,216	SpartanNash Co	Barclays Bank	11,351
7,369	SpartanNash Co	Goldman Sachs	3,906
8,197	SpartanNash Co	HSBC	6,558
3,217	SpartanNash Co	Morgan Stanley	2,252
3,790	Spectrum Brands Holdings Inc	Morgan Stanley	(5,344)
92,694	Spectrum Pharmaceuticals Inc	Bank of America Merrill Lynch	927
82,779	Spectrum Pharmaceuticals Inc	Barclays Bank	19,039
86,318	Spectrum Pharmaceuticals Inc	Goldman Sachs	863
10,841	Spectrum Pharmaceuticals Inc	Morgan Stanley	2,493
10,447	Spero Therapeutics Inc	Goldman Sachs	11,492
6,500	Spero Therapeutics Inc	Morgan Stanley	3,900
(20,013)	Spire Inc	Bank of America Merrill Lynch	56,437
(6,452)	Spire Inc	Barclays Bank	4,409
(5,303)	Spire Inc	Goldman Sachs	12,043
(27,915)	Spire Inc	HSBC	157,161
(40,916)	Spire Inc	Morgan Stanley	60,147
(4,414)	Spirit AeroSystems Holdings Inc 'A'	Morgan Stanley	(11,388)
13,112	Spirit Airlines Inc	Bank of America Merrill Lynch	524
6,446	Spirit Airlines Inc	Barclays Bank	2,191
8,059	Spirit Airlines Inc	Goldman Sachs	1,296
5,586	Spirit Airlines Inc	HSBC	7,150

保有高	銘柄	取引相手	未実現純評価 益/(損) (米ドル)
	米国(続き)		
49,770	Spirit Airlines Inc	Morgan Stanley	14,576
(5,312)	Spirit of Texas Bancshares Inc	HSBC	(425)
(26,339)	Spirit of Texas Bancshares Inc	Morgan Stanley	(527)
(4,962)	Spirit Realty Capital Inc (REIT)	HSBC	(2,580)
(41,692)	Spirit Realty Capital Inc (REIT)	Morgan Stanley	(14,175)
2,712	Splunk Inc	Bank of America Merrill Lynch	18,523
9,384	Splunk Inc	Barclays Bank	14,170
(1,576)	Splunk Inc	Barclays Bank	619
1,498	Splunk Inc	Goldman Sachs	10,231
3,514	Splunk Inc	Morgan Stanley	5,306
39,243	Spok Holdings Inc	Bank of America Merrill Lynch	45,914
32,009	Spok Holdings Inc	Barclays Bank	10,883
28,248	Spok Holdings Inc	Goldman Sachs	33,050
20,727	Spok Holdings Inc	Morgan Stanley	7,047
(5,016)	Sportsman's Warehouse Holdings Inc	Morgan Stanley	(502)
2,171	Spotify Technology SA	Bank of America Merrill Lynch	39,599
956	Spotify Technology SA	Barclays Bank	7,180
699	Spotify Technology SA	Goldman Sachs	12,750
663	Spotify Technology SA	HSBC	8,858
1,339	Spotify Technology SA	Morgan Stanley	10,056
(2,131)	SpringWorks Therapeutics Inc	Goldman Sachs	(18,540)
(2,313)	SpringWorks Therapeutics Inc	HSBC	(29,838)
(2,581)	SpringWorks Therapeutics Inc	Morgan Stanley	(10,247)
6,620	Sprout Social Inc 'A'	Barclays Bank	29,790
6,920	Sprout Social Inc 'A'	Morgan Stanley	31,140
(38,275)	Sprouts Farmers Market Inc	Barclays Bank	(34,358)
(2,751)	Sprouts Farmers Market Inc	Morgan Stanley	(2,834)
2,753	Spruce Biosciences Inc	Bank of America Merrill Lynch	(3,772)
2,411	Spruce Biosciences Inc	Barclays Bank	277
5,218	Spruce Biosciences Inc	Goldman Sachs	(4,199)
2,344	Spruce Biosciences Inc	Morgan Stanley	(164)
(4,834)	SPS Commerce Inc	Bank of America Merrill Lynch	1,354
(1,967)	SPS Commerce Inc	Barclays Bank	3,364
(6,502)	SPS Commerce Inc	Goldman Sachs	1,821
(1,621)	SPX Corp	Bank of America Merrill Lynch	(535)
(1,845)	SPX Corp	Barclays Bank	(1,790)
(446)	SPX Corp	Goldman Sachs	(147)
(1,952)	SPX Corp	HSBC	1,874
(25,208)	SPX Corp	Morgan Stanley	(24,452)
7,969	SPX FLOW Inc	Barclays Bank	661
8,253	SPX FLOW Inc	Morgan Stanley	(2,167)
(1,415)	Square Inc 'A'	Bank of America Merrill Lynch	(27,734)
(935)	Square Inc 'A'	Barclays Bank	(10,818)
(341)	Square Inc 'A'	Morgan Stanley	(3,945)
1,794	SQZ Biotechnologies Co	Barclays Bank	305

保有高	銘柄	取引相手	未実現純評価 益/(損) (米ドル)
	米国(続き)		
14,396	SQZ Biotechnologies Co	Goldman Sachs	15,836
(18,257)	SS&C Technologies Holdings Inc	Barclays Bank	10,144
(3,743)	SS&C Technologies Holdings Inc	Goldman Sachs	898
(8,326)	SS&C Technologies Holdings Inc	HSBC	(3,783)
(33,319)	SS&C Technologies Holdings Inc	Morgan Stanley	20,991
11,218	St Joe Co	Barclays Bank	13,782
5,636	St Joe Co	Goldman Sachs	104
(797)	STAAR Surgical Co	Bank of America Merrill Lynch	(25,592)
3,581	STAAR Surgical Co	Barclays Bank	57,081
(301)	STAAR Surgical Co	Goldman Sachs	(9,665)
234	STAAR Surgical Co	HSBC	8,264
(10,115)	STAG Industrial Inc (REIT)	Bank of America Merrill Lynch	(962)
(6,625)	STAG Industrial Inc (REIT)	Barclays Bank	795
16,616	STAG Industrial Inc (REIT)	Goldman Sachs	3,323
(1,854)	STAG Industrial Inc (REIT)	Goldman Sachs	(371)
(44,067)	STAG Industrial Inc (REIT)	HSBC	35,694
(3,770)	STAG Industrial Inc (REIT)	Morgan Stanley	452
923	Stamps.com Inc	Bank of America Merrill Lynch	9,285
1,041	Stamps.com Inc	Barclays Bank	1,717
1,858	Stamps.com Inc	Goldman Sachs	18,691
581	Stamps.com Inc	HSBC	8,418
4,507	Stamps.com Inc	Morgan Stanley	7,436
6,286	Standard Motor Products Inc	Bank of America Merrill Lynch	(10,686)
2,492	Standard Motor Products Inc	Barclays Bank	374
6,723	Standard Motor Products Inc	Goldman Sachs	(11,429)
3,493	Standard Motor Products Inc	HSBC	(6,776)
5,854	Standard Motor Products Inc	Morgan Stanley	878
(9,138)	Standex International Corp	Bank of America Merrill Lynch	17,937
(11,753)	Standex International Corp	Barclays Bank	(14,809)
(3,529)	Standex International Corp	Goldman Sachs	9,846
(360)	Standex International Corp	Morgan Stanley	(454)
1,447	Stanley Black & Decker Inc	Bank of America Merrill Lynch	2,851
152	Stanley Black & Decker Inc	Barclays Bank	792
(3,145)	Stanley Black & Decker Inc	Goldman Sachs	(6,196)
553	Stanley Black & Decker Inc	Goldman Sachs	1,089
(2,837)	Stanley Black & Decker Inc	HSBC	11,036
(2,708)	Stanley Black & Decker Inc	Morgan Stanley	(14,109)
2,110	Stanley Black & Decker Inc	Morgan Stanley	10,993
(125)	Starbucks Corp	Bank of America Merrill Lynch	(363)
(24,027)	Starbucks Corp	Barclays Bank	(32,677)
(22,039)	Starbucks Corp	Morgan Stanley	(29,180)
14,771	StarTek Inc	Bank of America Merrill Lynch	4,284
13,568	StarTek Inc	Barclays Bank	1,357
10,982	StarTek Inc	Goldman Sachs	3,185
2,281	StarTek Inc	HSBC	(2,121)

保有高	銘柄	取引相手	未実現純評価 益/(損) (米ドル)
	米国(続き)		
4,338	StarTek Inc	Morgan Stanley	434
(21,763)	Starwood Property Trust Inc (REIT)	Bank of America Merrill Lynch	(10,882)
(18,177)	Starwood Property Trust Inc (REIT)	Barclays Bank	(5,635)
(16,761)	Starwood Property Trust Inc (REIT)	Goldman Sachs	(8,381)
2,861	Starwood Property Trust Inc (REIT)	Goldman Sachs	155
1,591	Starwood Property Trust Inc (REIT)	HSBC	827
(49,828)	Starwood Property Trust Inc (REIT)	Morgan Stanley	(15,447)
(18,274)	State Auto Financial Corp	Bank of America Merrill Lynch	4,203
(5,615)	State Auto Financial Corp	Barclays Bank	562
(6,462)	State Auto Financial Corp	HSBC	(6,914)
(6,240)	State Auto Financial Corp	Morgan Stanley	624
20,712	State Street Corp	Goldman Sachs	12,427
8,000	Steel Dynamics Inc	Bank of America Merrill Lynch	(16,880)
3,829	Steel Dynamics Inc	Goldman Sachs	(8,079)
5,542	Steel Dynamics Inc	HSBC	(8,590)
45,440	Steel Dynamics Inc	Morgan Stanley	16,813
5,676	Steelcase Inc 'A'	Bank of America Merrill Lynch	341
35,338	Steelcase Inc 'A'	Barclays Bank	(4,947)
36,118	Steelcase Inc 'A'	Goldman Sachs	2,167
2,840	Steelcase Inc 'A'	HSBC	(483)
33,617	Steelcase Inc 'A'	Morgan Stanley	(4,706)
1,555	Stepan Co	Bank of America Merrill Lynch	(3,810)
2,437	Stepan Co	Barclays Bank	975
1,318	Stepan Co	Goldman Sachs	(3,229)
11,712	Stepan Co	HSBC	(14,874)
3,947	Stepan Co	Morgan Stanley	1,579
(8,014)	StepStone Group Inc 'A'	Bank of America Merrill Lynch	3,968
(10,554)	StepStone Group Inc 'A'	Barclays Bank	12,348
(3,629)	StepStone Group Inc 'A'	Goldman Sachs	930
(1,231)	StepStone Group Inc 'A'	Morgan Stanley	1,440
(16,820)	Stereotaxis Inc	Bank of America Merrill Lynch	(22,034)
(17,792)	Stereotaxis Inc	Goldman Sachs	(23,308)
(6,942)	Stereotaxis Inc	HSBC	(6,109)
(6,625)	Stericycle Inc	Bank of America Merrill Lynch	2,948
(21,566)	Stericycle Inc	Barclays Bank	5,392
189	Stericycle Inc	Barclays Bank	(47)
(14,287)	Stericycle Inc	Goldman Sachs	6,358
(21,263)	Stericycle Inc	HSBC	(31,257)
(4,359)	Stericycle Inc	Morgan Stanley	1,090
1,294	Stericycle Inc	Morgan Stanley	(324)
(2,042)	STERIS Plc	Morgan Stanley	(1,756)
(61,423)	Sterling Bancorp	Bank of America Merrill Lynch	-
(22,633)	Sterling Bancorp	Barclays Bank	(15,362)
(7,787)	Sterling Bancorp	Goldman Sachs	-
(14,176)	Sterling Bancorp	HSBC	(9,781)

保有高	銘柄	取引相手	未実現純評価 益/(損) (米ドル)
	米国(続き)		
(6,852)	Sterling Bancorp	Morgan Stanley	(2,609)
(18,459)	Sterling Bancorp Inc	Bank of America Merrill Lynch	(5,722)
(23,473)	Sterling Bancorp Inc	Barclays Bank	(1,643)
(35,461)	Sterling Bancorp Inc	Goldman Sachs	(10,993)
(10,178)	Sterling Bancorp Inc	HSBC	(1,628)
(38,554)	Sterling Bancorp Inc	Morgan Stanley	(2,699)
(4,461)	Sterling Construction Co Inc	HSBC	892
570	Steven Madden Ltd	Bank of America Merrill Lynch	456
25,736	Steven Madden Ltd	Barclays Bank	5,791
2,445	Steven Madden Ltd	Goldman Sachs	547
38,646	Steven Madden Ltd	Morgan Stanley	17,777
37,227	Stifel Financial Corp	Bank of America Merrill Lynch	(24,779)
43,946	Stifel Financial Corp	Barclays Bank	11,426
12,842	Stifel Financial Corp	Goldman Sachs	(8,875)
55,789	Stifel Financial Corp	HSBC	45,189
27,693	Stifel Financial Corp	Morgan Stanley	7,201
(7,627)	Stifel Financial Corp	Morgan Stanley	(1,983)
2,724	Stitch Fix Inc 'A'	Barclays Bank	14,328
(395)	Stitch Fix Inc 'A'	Goldman Sachs	(2,588)
(11,892)	Stock Yards Bancorp Inc	HSBC	(22,833)
(14,356)	Stock Yards Bancorp Inc	Morgan Stanley	(34,885)
4,723	Stoke Therapeutics Inc	Bank of America Merrill Lynch	21,112
834	Stoke Therapeutics Inc	Barclays Bank	2,560
1,602	Stoke Therapeutics Inc	Goldman Sachs	7,161
1,179	Stoke Therapeutics Inc	Morgan Stanley	3,620
(274)	StoneCo Ltd 'A'	Bank of America Merrill Lynch	(1,797)
(3,442)	StoneCo Ltd 'A'	Barclays Bank	(10,257)
1,744	StoneCo Ltd 'A'	Goldman Sachs	(15)
(1,718)	StoneCo Ltd 'A'	Goldman Sachs	(9,715)
(490)	StoneCo Ltd 'A'	Morgan Stanley	(1,460)
(1,728)	Stoneridge Inc	Bank of America Merrill Lynch	297
(4,196)	Stoneridge Inc	Barclays Bank	1,430
(965)	Stoneridge Inc	Goldman Sachs	(605)
(4,441)	Stoneridge Inc	Morgan Stanley	4,752
(11,764)	StoneX Group Inc	Morgan Stanley	14,352
(14,851)	STORE Capital Corp (REIT)	Bank of America Merrill Lynch	(14,405)
16,850	STORE Capital Corp (REIT)	Bank of America Merrill Lynch	16,345
(11,965)	STORE Capital Corp (REIT)	Barclays Bank	(3,623)
(13,185)	STORE Capital Corp (REIT)	Goldman Sachs	(12,789)
6,076	STORE Capital Corp (REIT)	Goldman Sachs	5,894
(5,098)	STORE Capital Corp (REIT)	HSBC	48
1,280	STORE Capital Corp (REIT)	HSBC	294
(5,796)	STORE Capital Corp (REIT)	Morgan Stanley	(106)
6,277	STORE Capital Corp (REIT)	Morgan Stanley	2,009
5,687	Strategic Education Inc	Barclays Bank	(14,900)

保有高	銘柄	取引相手	未実現純評価 益/(損) (米ドル)
	米国(続き)		
474	Strategic Education Inc	Goldman Sachs	(2,896)
201	Strategic Education Inc	HSBC	(1,678)
1,864	Strategic Education Inc	Morgan Stanley	(4,884)
841	Strattec Security Corp	Bank of America Merrill Lynch	3,499
1,531	Strattec Security Corp	Barclays Bank	1,577
2,386	Strattec Security Corp	HSBC	14,793
(22,193)	Stratus Properties Inc	Bank of America Merrill Lynch	(19,974)
(6,172)	Stratus Properties Inc	Goldman Sachs	(5,555)
(7,225)	Stratus Properties Inc	Morgan Stanley	578
(5,460)	Stride Inc	Morgan Stanley	4,150
2,080	Stryker Corp	Morgan Stanley	(3,910)
(3,544)	Stryker Corp	Morgan Stanley	6,663
1,260	Summit Financial Group Inc	Bank of America Merrill Lynch	(1,512)
10,729	Summit Financial Group Inc	Barclays Bank	(4,613)
9,407	Summit Financial Group Inc	Goldman Sachs	(11,288)
3,185	Summit Financial Group Inc	HSBC	(1,529)
3,183	Summit Financial Group Inc	Morgan Stanley	(1,369)
(42,982)	Summit Hotel Properties Inc (REIT)	Bank of America Merrill Lynch	9,886
(17,356)	Summit Hotel Properties Inc (REIT)	Barclays Bank	(2,430)
(144,495)	Summit Hotel Properties Inc (REIT)	Goldman Sachs	33,234
6,878	Summit Materials Inc 'A'	Bank of America Merrill Lynch	1,466
7,689	Summit Materials Inc 'A'	Barclays Bank	11,918
6,688	Summit Materials Inc 'A'	Goldman Sachs	4,615
22,878	Summit Materials Inc 'A'	HSBC	97,231
9,239	Summit Materials Inc 'A'	Morgan Stanley	14,320
11,219	Summit Therapeutics Inc	Barclays Bank	1,907
3,225	Summit Therapeutics Inc	Goldman Sachs	3,128
1,681	Sumo Logic Inc	Goldman Sachs	3,244
(1,780)	Sun Communities Inc (REIT)	Bank of America Merrill Lynch	(5,474)
(2,056)	Sun Communities Inc (REIT)	Goldman Sachs	(4,780)
(3,771)	Sun Communities Inc (REIT)	HSBC	(5,430)
(3,067)	Sun Communities Inc (REIT)	Morgan Stanley	(153)
6,107	Sun Country Airlines Holdings Inc	HSBC	(5,496)
(13,542)	SunCoke Energy Inc	Bank of America Merrill Lynch	948
(10,449)	SunCoke Energy Inc	Barclays Bank	(2,717)
8,339	Sunnova Energy International Inc	Bank of America Merrill Lynch	21,681
38,163	Sunnova Energy International Inc	Barclays Bank	30,149
11,061	Sunnova Energy International Inc	Goldman Sachs	28,759
2,160	Sunnova Energy International Inc	HSBC	3,262
8,469	Sunnova Energy International Inc	Morgan Stanley	6,691
(2,652)	SunPower Corp	Bank of America Merrill Lynch	(3,819)
5,666	SunPower Corp	Bank of America Merrill Lynch	5,776
(4,280)	SunPower Corp	Barclays Bank	214
11,055	SunPower Corp	Barclays Bank	3,033
(720)	SunPower Corp	Goldman Sachs	(1,037)

保有高	銘柄	取引相手	未実現純評価 益/(損) (米ドル)
	米国(続き)		
2,044	SunPower Corp	HSBC	2,069
1,669	SunPower Corp	Morgan Stanley	(83)
11,377	Sunrun Inc	Bank of America Merrill Lynch	53,699
5,140	Sunrun Inc	Barclays Bank	(668)
6,244	Sunrun Inc	Goldman Sachs	27,061
9,020	Sunrun Inc	HSBC	35,358
375	Sunrun Inc	Morgan Stanley	(49)
(4,322)	Sunstone Hotel Investors Inc (REIT)	Bank of America Merrill Lynch	475
(5,966)	Sunstone Hotel Investors Inc (REIT)	Barclays Bank	(418)
(79,588)	Sunstone Hotel Investors Inc (REIT)	HSBC	(25,468)
(57,321)	Sunstone Hotel Investors Inc (REIT)	Morgan Stanley	(4,012)
(26,025)	Sunworks Inc	Barclays Bank	(5,465)
4,707	Super League Gaming Inc	Barclays Bank	847
3,688	Super League Gaming Inc	Goldman Sachs	1,512
13,008	Super League Gaming Inc	HSBC	4,293
5,855	Super Micro Computer Inc	Bank of America Merrill Lynch	(8,138)
10,738	Super Micro Computer Inc	Barclays Bank	(12,778)
10,105	Super Micro Computer Inc	Goldman Sachs	(14,046)
2,860	Super Micro Computer Inc	HSBC	(1,230)
4,366	Super Micro Computer Inc	Morgan Stanley	(5,196)
(2,631)	Superior Group of Cos Inc	Bank of America Merrill Lynch	2,078
(8,100)	Superior Group of Cos Inc	Barclays Bank	243
(5,689)	Superior Group of Cos Inc	Goldman Sachs	4,494
(4,058)	Superior Group of Cos Inc	HSBC	(1,136)
(7,745)	Superior Group of Cos Inc	Morgan Stanley	232
3,445	Supernus Pharmaceuticals Inc	Bank of America Merrill Lynch	(3,755)
5,333	Supernus Pharmaceuticals Inc	Barclays Bank	(2,400)
22,345	Supernus Pharmaceuticals Inc	Goldman Sachs	(24,356)
(12,483)	Surface Oncology Inc	Bank of America Merrill Lynch	(7,240)
(10,870)	Surface Oncology Inc	Barclays Bank	(3,152)
(13,967)	Surface Oncology Inc	Goldman Sachs	(8,101)
33,911	Surgalign Holdings Inc	Morgan Stanley	11,530
(1,588)	Surgery Partners Inc	Barclays Bank	(9,433)
(5,629)	Surgery Partners Inc	HSBC	(45,539)
(8,046)	Surgery Partners Inc	Morgan Stanley	(47,793)
(8,869)	Surmodics Inc	Bank of America Merrill Lynch	12,860
(5,105)	Surmodics Inc	Barclays Bank	6,075
(8,411)	Surmodics Inc	Goldman Sachs	12,196
(1,357)	Surmodics Inc	Morgan Stanley	1,615
9,745	Sutro Biopharma Inc	Morgan Stanley	3,801
(302)	SVB Financial Group	Goldman Sachs	(2,667)
(48)	SVB Financial Group	HSBC	(223)
523	SVB Financial Group	Morgan Stanley	3,990
(609)	SVB Financial Group	Morgan Stanley	(4,647)
16,181	SVMK Inc	Bank of America Merrill Lynch	20,388

保有高	銘柄	取引相手	未実現純評価 益 / (損) (米ドル)
	米国(続き)		
26,615	SVMK Inc	Barclays Bank	8,783
10,320	SVMK Inc	Morgan Stanley	3,406
(43,535)	Switch Inc 'A'	Bank of America Merrill Lynch	(11,319)
(29,214)	Switch Inc 'A'	Barclays Bank	3,506
(39,789)	Switch Inc 'A'	HSBC	(30,240)
(22,242)	Switch Inc 'A'	Morgan Stanley	2,669
(3,748)	SWK Holdings Corp	Bank of America Merrill Lynch	(600)
(5,829)	SWK Holdings Corp	Goldman Sachs	(933)
(5,948)	Sykes Enterprises Inc	Morgan Stanley	119
1,643	Synaptics Inc	Bank of America Merrill Lynch	7,656
3,477	Synaptics Inc	Barclays Bank	1,356
6,511	Synaptics Inc	Goldman Sachs	25,172
5,931	Synaptics Inc	HSBC	20,225
260	Synaptics Inc	Morgan Stanley	101
10,531	Synchronoss Technologies Inc	Bank of America Merrill Lynch	(527)
23,494	Synchronoss Technologies Inc	Barclays Bank	2,114
10,578	Synchronoss Technologies Inc	Goldman Sachs	(529)
(16,574)	Synchrony Financial	Bank of America Merrill Lynch	(18,904)
(35,878)	Synchrony Financial	Goldman Sachs	(17,939)
(8,197)	Syndax Pharmaceuticals Inc	Bank of America Merrill Lynch	-
(12,132)	Syndax Pharmaceuticals Inc	Barclays Bank	(8,250)
(941)	Syndax Pharmaceuticals Inc	Goldman Sachs	75
(942)	Syndax Pharmaceuticals Inc	Morgan Stanley	(641)
11,136	Syneos Health Inc	Bank of America Merrill Lynch	27,840
728	Syneos Health Inc	Barclays Bank	(590)
1,146	Syneos Health Inc	Goldman Sachs	2,865
347	Syneos Health Inc	Morgan Stanley	(281)
(1,404)	Syneos Health Inc	Morgan Stanley	1,137
(10,234)	Synlogic Inc	Goldman Sachs	(1,535)
(31,575)	Synlogic Inc	HSBC	(23,366)
(3,507)	SYNNEX Corp	Bank of America Merrill Lynch	(5,430)
(2,632)	SYNNEX Corp	Barclays Bank	(520)
(1,092)	SYNNEX Corp	Morgan Stanley	1,331
2,367	Synopsys Inc	Bank of America Merrill Lynch	43,411
(267)	Synopsys Inc	Bank of America Merrill Lynch	84
1,814	Synopsys Inc	HSBC	39,817
2,063	Synopsys Inc	Morgan Stanley	11,883
(328)	Synopsys Inc	Morgan Stanley	(125)
(12,001)	Synovus Financial Corp	Bank of America Merrill Lynch	1,440
15,464	Synovus Financial Corp	Bank of America Merrill Lynch	(1,856)
(7,719)	Synovus Financial Corp	Barclays Bank	(7,565)
(9,939)	Synovus Financial Corp	Goldman Sachs	1,193
2,958	Synovus Financial Corp	Goldman Sachs	(355)
6,822	Synovus Financial Corp	Morgan Stanley	6,686
(4,486)	Syros Pharmaceuticals Inc	Bank of America Merrill Lynch	(5,159)

保有高	銘柄	取引相手	未実現純評価 益 / (損) (米ドル)
	米国(続き)		
(8,413)	Syros Pharmaceuticals Inc	Barclays Bank	(10,769)
(4,362)	Syros Pharmaceuticals Inc	HSBC	(6,281)
(6,104)	Syros Pharmaceuticals Inc	Morgan Stanley	(7,813)
(1,532)	Sysco Corp	Bank of America Merrill Lynch	4,795
1,539	Sysco Corp	Bank of America Merrill Lynch	703
6,073	Sysco Corp	Barclays Bank	(866)
(998)	Sysco Corp	HSBC	4,631
564	Sysco Corp	HSBC	94
(5,043)	Sysco Corp	Morgan Stanley	(3,177)
(26,066)	Systemax Inc	Bank of America Merrill Lynch	(4,607)
(8,272)	Systemax Inc	Barclays Bank	(8,851)
(1,601)	Systemax Inc	Morgan Stanley	(489)
235	T Rowe Price Group Inc	Morgan Stanley	815
6,181	Tabula Rasa HealthCare Inc	Goldman Sachs	16,441
2,170	Tactile Systems Technology Inc	Barclays Bank	(152)
1,765	Tactile Systems Technology Inc	HSBC	(2,083)
3,532	Tactile Systems Technology Inc	Morgan Stanley	(247)
1,037	Take-Two Interactive Software Inc	Bank of America Merrill Lynch	17,982
5,911	Take-Two Interactive Software Inc	Barclays Bank	3,192
665	Take-Two Interactive Software Inc	Goldman Sachs	11,531
2,275	Take-Two Interactive Software Inc	HSBC	37,629
6,251	Talis Biomedical Corp	Barclays Bank	(3,251)
6,634	Talis Biomedical Corp	Goldman Sachs	(2,985)
14,967	Talos Energy Inc	Goldman Sachs	15,566
35,467	Talos Energy Inc	Morgan Stanley	6,739
4,311	Tandem Diabetes Care Inc	Bank of America Merrill Lynch	21,251
1,072	Tandem Diabetes Care Inc	Barclays Bank	386
12,423	Tandem Diabetes Care Inc	Goldman Sachs	81,102
724	Tandem Diabetes Care Inc	HSBC	3,540
3,242	Tandem Diabetes Care Inc	Morgan Stanley	1,167
(46,172)	Tanger Factory Outlet Centers Inc (REIT)	Barclays Bank	(40,631)
31,384	Tapestry Inc	Goldman Sachs	(65,361)
573	Tapestry Inc	HSBC	(1,189)
16,481	Tapestry Inc	Morgan Stanley	24,557
1,971	Targa Resources Corp	Bank of America Merrill Lynch	(374)
21,724	Targa Resources Corp	Barclays Bank	4,562
2,236	Targa Resources Corp	Goldman Sachs	183
1,726	Targa Resources Corp	HSBC	262
8,834	Targa Resources Corp	Morgan Stanley	1,855
723	Target Corp	Bank of America Merrill Lynch	12,219
3,870	Target Corp	Barclays Bank	5,844
1,942	Target Corp	Goldman Sachs	32,820
1,586	Target Corp	HSBC	20,444
4,068	Target Corp	Morgan Stanley	6,143
27	Target Hospitality Corp	HSBC	31

保有高	銘柄	取引相手	未実現純評価 益/(損) (米ドル)
	米国(続き)		
81,538	Target Hospitality Corp	Morgan Stanley	74,200
(2,999)	Tarsus Pharmaceuticals Inc	Barclays Bank	(6,658)
(11,031)	Taylor Morrison Home Corp	Bank of America Merrill Lynch	(4,170)
(43,562)	Taylor Morrison Home Corp	Barclays Bank	(40,577)
(14,666)	Taylor Morrison Home Corp	Goldman Sachs	1,254
10,318	Taylor Morrison Home Corp	Goldman Sachs	(1,341)
(9,071)	Taylor Morrison Home Corp	HSBC	21,680
(39,366)	Taylor Morrison Home Corp	Morgan Stanley	(40,154)
14,680	Taysha Gene Therapies Inc	Barclays Bank	-
(504)	TCF Financial Corp	Bank of America Merrill Lynch	-
(3,295)	TCF Financial Corp	Barclays Bank	(2,900)
(18,030)	TCF Financial Corp	Goldman Sachs	-
(9,561)	TCF Financial Corp	HSBC	(4,494)
(5,419)	TCF Financial Corp	Morgan Stanley	(4,769)
(2,813)	TCR2 Therapeutics Inc	Goldman Sachs	338
(4,619)	TCR2 Therapeutics Inc	Morgan Stanley	(1,755)
(1,142)	TE Connectivity Ltd	HSBC	936
(12,700)	TE Connectivity Ltd	Morgan Stanley	(14,478)
(7,467)	Team Inc	Goldman Sachs	1,120
(14,611)	Team Inc	HSBC	146
(14,264)	Team Inc	Morgan Stanley	143
1	Technip Energies NV ADR	Morgan Stanley	-
32,879	TechnipFMC Plc	Goldman Sachs	7,233
42,634	TechnipFMC Plc	Morgan Stanley	20,464
(2,480)	TechTarget Inc	Bank of America Merrill Lynch	(4,042)
(3,426)	TechTarget Inc	Barclays Bank	5,105
(11,235)	TechTarget Inc	Goldman Sachs	(18,313)
12,412	Teekay Corp	Bank of America Merrill Lynch	621
33,529	Teekay Corp	Morgan Stanley	671
3,451	TEGNA Inc	Bank of America Merrill Lynch	35
(6,251)	TEGNA Inc	Barclays Bank	(1,004)
66,088	TEGNA Inc	Goldman Sachs	661
(22,569)	TEGNA Inc	HSBC	5,335
(12,583)	TEGNA Inc	Morgan Stanley	(450)
(66,653)	Tejon Ranch Co	Goldman Sachs	26,661
(13,005)	Tejon Ranch Co	HSBC	5,072
(72,026)	Tejon Ranch Co	Morgan Stanley	7,923
(13,890)	Tela Bio Inc	Bank of America Merrill Lynch	(8,612)
(6,207)	Tela Bio Inc	Barclays Bank	(2,607)
2,867	Teladoc Health Inc	Goldman Sachs	37,902
607	Teladoc Health Inc	HSBC	6,817
2,033	Teladoc Health Inc	Morgan Stanley	16,772
(1,575)	Teledyne Technologies Inc	Bank of America Merrill Lynch	(5,009)
537	Teledyne Technologies Inc	Bank of America Merrill Lynch	1,708
(902)	Teledyne Technologies Inc	Barclays Bank	(7,938)

保有高	銘柄	取引相手	未実現純評価 益 / (損) (米ドル)
	米国(続き)		
943	Teledyne Technologies Inc	Barclays Bank	8,298
(942)	Teledyne Technologies Inc	Morgan Stanley	(8,290)
422	Teledyne Technologies Inc	Morgan Stanley	3,714
(1,243)	Teleflex Inc	Bank of America Merrill Lynch	(10,950)
(3,646)	Teleflex Inc	Barclays Bank	4,667
(3,036)	Teleflex Inc	Goldman Sachs	(27,173)
(2,026)	Teleflex Inc	HSBC	11,042
(6,389)	Teleflex Inc	Morgan Stanley	7,122
(41,545)	Telephone and Data Systems Inc	Bank of America Merrill Lynch	(14,125)
(29,766)	Telephone and Data Systems Inc	Barclays Bank	(4,167)
2,836	Telephone and Data Systems Inc	HSBC	624
(1,639)	Telephone and Data Systems Inc	HSBC	(361)
30,457	Telephone and Data Systems Inc	Morgan Stanley	4,264
(20,135)	Telephone and Data Systems Inc	Morgan Stanley	(2,819)
12,137	Tellurian Inc	Barclays Bank	19,419
11,933	Tellurian Inc	Goldman Sachs	22,673
(8,799)	Telos Corp	Bank of America Merrill Lynch	15,486
(6,945)	Telos Corp	Barclays Bank	(8,523)
5,561	Tempur Sealy International Inc	Bank of America Merrill Lynch	5,339
(25,072)	Tempur Sealy International Inc	Bank of America Merrill Lynch	(24,069)
16,198	Tempur Sealy International Inc	Barclays Bank	28,994
(4,412)	Tempur Sealy International Inc	Barclays Bank	(7,897)
(3,957)	Tempur Sealy International Inc	Goldman Sachs	(5,572)
1,669	Tempur Sealy International Inc	Morgan Stanley	2,988
(8,325)	Tempur Sealy International Inc	Morgan Stanley	(14,902)
12,312	Tenable Holdings Inc	Bank of America Merrill Lynch	31,395
(7,401)	Tenable Holdings Inc	Bank of America Merrill Lynch	(9,705)
(14,050)	Tenable Holdings Inc	Barclays Bank	(4,496)
7,615	Tenable Holdings Inc	Barclays Bank	2,437
(7,863)	Tenable Holdings Inc	Goldman Sachs	(19,689)
(5,343)	Tenable Holdings Inc	HSBC	(3,840)
(15,014)	Tenable Holdings Inc	Morgan Stanley	(4,804)
21,359	Tenable Holdings Inc	Morgan Stanley	6,835
1,699	Tenet Healthcare Corp	Bank of America Merrill Lynch	5,275
10,146	Tenet Healthcare Corp	Barclays Bank	24,952
5,160	Tenet Healthcare Corp	Morgan Stanley	15,726
(3,359)	Tennant Co	Bank of America Merrill Lynch	5,878
(15,322)	Tennant Co	Barclays Bank	22,064
(12,179)	Tennant Co	Goldman Sachs	21,313
(7,644)	Tennant Co	HSBC	10,778
(13,638)	Tennant Co	Morgan Stanley	19,639
10,681	Tenneco Inc 'A'	Barclays Bank	2,777
5,713	Teradata Corp	Goldman Sachs	33,135
(2,925)	Teradata Corp	Goldman Sachs	(16,965)
(8,127)	Teradata Corp	Morgan Stanley	(11,703)

保有高	銘柄	取引相手	未実現純評価 益/(損) (米ドル)
	米国(続き)		
(6,256)	Teradyne Inc	Bank of America Merrill Lynch	(78,137)
(3,557)	Teradyne Inc	Goldman Sachs	(44,427)
(9,389)	Teradyne Inc	Morgan Stanley	(43,753)
(2,637)	Terex Corp	Bank of America Merrill Lynch	8,148
(3,091)	Terex Corp	Barclays Bank	(3,895)
(17,383)	Terex Corp	Morgan Stanley	(21,903)
9,614	Terminix Global Holdings Inc	Bank of America Merrill Lynch	4,889
12,403	Terminix Global Holdings Inc	Barclays Bank	6,822
16,627	Terminix Global Holdings Inc	Goldman Sachs	8,480
1,987	Terminix Global Holdings Inc	HSBC	64
18,141	Terminix Global Holdings Inc	Morgan Stanley	9,978
2,709	Terns Pharmaceuticals Inc	Bank of America Merrill Lynch	2,005
13,125	Terns Pharmaceuticals Inc	Barclays Bank	17,063
1,346	Terns Pharmaceuticals Inc	Morgan Stanley	1,750
(8,638)	Terreno Realty Corp (REIT)	Bank of America Merrill Lynch	(6,738)
(15,339)	Terreno Realty Corp (REIT)	Goldman Sachs	(11,964)
(3,871)	Terreno Realty Corp (REIT)	HSBC	697
(5,451)	Terreno Realty Corp (REIT)	Morgan Stanley	4,797
51,300	Terreno Realty Corp (REIT)	Morgan Stanley	(45,144)
12,587	Territorial Bancorp Inc	Barclays Bank	5,916
5,840	Territorial Bancorp Inc	HSBC	2,453
13,546	Territorial Bancorp Inc	Morgan Stanley	6,367
(139)	Tesla Inc	Bank of America Merrill Lynch	(6,726)
(71)	Tesla Inc	Barclays Bank	(1,333)
(162)	Tesla Inc	Morgan Stanley	(1,379)
24,818	TESSCO Technologies Inc	Morgan Stanley	3,475
2,801	Tetra Tech Inc	Goldman Sachs	(5,658)
8,034	Tetra Tech Inc	HSBC	(8,436)
9,653	Tetra Tech Inc	Morgan Stanley	1,545
10,635	Texas Capital Bancshares Inc	Bank of America Merrill Lynch	(10,103)
11,778	Texas Capital Bancshares Inc	Barclays Bank	(943)
3,578	Texas Capital Bancshares Inc	Goldman Sachs	(3,399)
1,175	Texas Capital Bancshares Inc	HSBC	(306)
(928)	Texas Instruments Inc	Bank of America Merrill Lynch	(938)
(4,589)	Texas Instruments Inc	Barclays Bank	(5,186)
(3,222)	Texas Instruments Inc	Goldman Sachs	(3,244)
8,940	Texas Instruments Inc	Morgan Stanley	10,102
(489)	Texas Instruments Inc	Morgan Stanley	(553)
(71)	Texas Pacific Land Corp	Bank of America Merrill Lynch	13,978
(45)	Texas Pacific Land Corp	Barclays Bank	2,399
(256)	Texas Pacific Land Corp	Goldman Sachs	50,401
(206)	Texas Pacific Land Corp	Morgan Stanley	10,983
(8,152)	Texas Roadhouse Inc	Bank of America Merrill Lynch	(6,634)
(15,503)	Texas Roadhouse Inc	Barclays Bank	(25,580)
(8,032)	Texas Roadhouse Inc	Goldman Sachs	(8,354)

保有高	銘柄	取引相手	未実現純評価 益/(損) (米ドル)
	米国(続き)		
1,278	Texas Roadhouse Inc	Goldman Sachs	1,923
(223)	Texas Roadhouse Inc	Morgan Stanley	(368)
(4,073)	Textainer Group Holdings Ltd	Bank of America Merrill Lynch	(21,505)
(6,041)	Textainer Group Holdings Ltd	Barclays Bank	(23,700)
(7,979)	Textainer Group Holdings Ltd	Goldman Sachs	(42,129)
(10,736)	Textainer Group Holdings Ltd	Morgan Stanley	(52,177)
(1,488)	TFF Pharmaceuticals Inc	Bank of America Merrill Lynch	(1,830)
(14,472)	TFF Pharmaceuticals Inc	Barclays Bank	(4,776)
40,131	TFS Financial Corp	Bank of America Merrill Lynch	1,204
2,833	TFS Financial Corp	Barclays Bank	255
22,326	TFS Financial Corp	HSBC	50,456
56,763	TFS Financial Corp	Morgan Stanley	5,109
(4,015)	TG Therapeutics Inc	Barclays Bank	(4,617)
(8,947)	TG Therapeutics Inc	Goldman Sachs	(9,126)
(658)	TG Therapeutics Inc	HSBC	(806)
(6,806)	TG Therapeutics Inc	Morgan Stanley	(7,827)
145,140	TherapeuticsMD Inc	Morgan Stanley	(1,451)
2,555	Theravance Biopharma Inc	Bank of America Merrill Lynch	(2,913)
7,703	Theravance Biopharma Inc	Barclays Bank	1,772
3,614	Theravance Biopharma Inc	Goldman Sachs	(4,120)
8,393	Theravance Biopharma Inc	HSBC	(16,031)
18,866	Theravance Biopharma Inc	Morgan Stanley	4,339
822	Thermo Fisher Scientific Inc	Barclays Bank	5,787
483	Thermo Fisher Scientific Inc	Morgan Stanley	3,400
(1,135)	Thermon Group Holdings Inc	Bank of America Merrill Lynch	2,576
(2,209)	Thermon Group Holdings Inc	Goldman Sachs	5,014
(8,756)	Thermon Group Holdings Inc	HSBC	13,572
(16,289)	Thermon Group Holdings Inc	Morgan Stanley	36,162
(306)	Thor Industries Inc	Bank of America Merrill Lynch	2,252
(3,202)	Thor Industries Inc	Barclays Bank	(17,067)
(1,651)	Thor Industries Inc	Goldman Sachs	12,151
5,128	Thor Industries Inc	Goldman Sachs	(37,742)
5,984	Thor Industries Inc	Morgan Stanley	31,895
8,412	Thryv Holdings Inc	Barclays Bank	29,274
1,478	Thryv Holdings Inc	Goldman Sachs	2,956
(32,721)	Tidewater Inc	Morgan Stanley	(1,963)
(11,317)	Tilly's Inc	Barclays Bank	(8,727)
(8,563)	Tilly's Inc	Morgan Stanley	(1,536)
10,529	Timberland Bancorp Inc	Bank of America Merrill Lynch	(5,896)
563	Timberland Bancorp Inc	Barclays Bank	(23)
24,108	Timberland Bancorp Inc	Goldman Sachs	(13,500)
6,743	Timberland Bancorp Inc	Morgan Stanley	(270)
4,138	Timken Co	Bank of America Merrill Lynch	(6,083)
4,605	Timken Co	Barclays Bank	10,638
6,627	Timken Co	Goldman Sachs	(9,742)

保有高	銘柄	取引相手	未実現純評価 益/(損) (米ドル)
	米国(続き)		
8,986	Timken Co	HSBC	(11,412)
5,184	Timken Co	Morgan Stanley	11,975
(6,697)	TimkenSteel Corp	Bank of America Merrill Lynch	4,889
(3,366)	TimkenSteel Corp	Barclays Bank	(1,851)
11,681	Tiptree Inc	Goldman Sachs	(6,658)
(2,432)	Titan International Inc	Goldman Sachs	1,386
(26,640)	Titan International Inc	HSBC	41,558
1,018	Titan Machinery Inc	Bank of America Merrill Lynch	4,591
2,287	Titan Machinery Inc	Barclays Bank	13,470
13,274	Titan Machinery Inc	Goldman Sachs	59,866
(3,210)	Tivity Health Inc	Goldman Sachs	(5,698)
(1,738)	Tivity Health Inc	HSBC	(3,702)
(1,609)	Tivity Health Inc	Morgan Stanley	(611)
45,850	TJX Cos Inc	Morgan Stanley	54,103
(3,386)	TJX Cos Inc	Morgan Stanley	(3,995)
(13,027)	T-Mobile US Inc	Barclays Bank	(48,460)
(158)	T-Mobile US Inc	Goldman Sachs	(25)
(2,061)	T-Mobile US Inc	HSBC	(11,624)
(18,687)	T-Mobile US Inc	Morgan Stanley	(69,515)
(6,423)	Toll Brothers Inc	Barclays Bank	(19,334)
(1,232)	Toll Brothers Inc	Goldman Sachs	(80)
(1,566)	Toll Brothers Inc	HSBC	(7,196)
(18,252)	Toll Brothers Inc	Morgan Stanley	(58,503)
(9,303)	Tompkins Financial Corp	HSBC	(21,676)
(10,702)	Tompkins Financial Corp	Morgan Stanley	3,960
(5,926)	Tootsie Roll Industries Inc	Bank of America Merrill Lynch	5,215
(62,247)	Tootsie Roll Industries Inc	Barclays Bank	22,965
(1,335)	TopBuild Corp	Bank of America Merrill Lynch	10,587
(5,056)	TopBuild Corp	Barclays Bank	(6,219)
3,671	TopBuild Corp	Barclays Bank	1,715
(736)	TopBuild Corp	Goldman Sachs	5,836
1,102	TopBuild Corp	Goldman Sachs	(3,909)
(1,773)	TopBuild Corp	Morgan Stanley	(2,181)
824	TopBuild Corp	Morgan Stanley	1,014
(3,144)	Toro Co	Bank of America Merrill Lynch	3,616
(21,046)	Toro Co	Barclays Bank	(22,940)
(10,219)	Toro Co	Goldman Sachs	11,752
(1,553)	Toro Co	HSBC	7,610
(27,032)	Toro Co	Morgan Stanley	(29,465)
(16,027)	Towne Bank	Bank of America Merrill Lynch	(3,609)
(28,063)	Towne Bank	Barclays Bank	4,771
(19,235)	Towne Bank	Goldman Sachs	(4,255)
(54,442)	Towne Bank	Morgan Stanley	7,146
21,283	Townsquare Media Inc 'A'	Bank of America Merrill Lynch	20,645
30,850	Townsquare Media Inc 'A'	Goldman Sachs	29,925

保有高	銘柄	取引相手	未実現純評価 益/(損) (米ドル)
	米国(続き)		
(8,214)	TPG RE Finance Trust Inc (REIT)	Bank of America Merrill Lynch	(1,725)
(17,136)	TPG RE Finance Trust Inc (REIT)	Barclays Bank	(819)
(16,484)	TPG RE Finance Trust Inc (REIT)	Goldman Sachs	(3,462)
(9,702)	TPG RE Finance Trust Inc (REIT)	Morgan Stanley	(185)
7,656	TPI Composites Inc	Bank of America Merrill Lynch	36,289
1,338	TPI Composites Inc	Barclays Bank	1,084
3,813	TPI Composites Inc	HSBC	10,638
1,557	TPI Composites Inc	Morgan Stanley	1,261
1,621	Tractor Supply Co	Bank of America Merrill Lynch	(7,602)
(70)	Trade Desk Inc 'A'	Bank of America Merrill Lynch	(5,635)
1,857	Trade Desk Inc 'A'	Bank of America Merrill Lynch	145,673
(203)	Trade Desk Inc 'A'	Barclays Bank	(6,612)
1,937	Trade Desk Inc 'A'	Barclays Bank	63,088
(75)	Trade Desk Inc 'A'	Goldman Sachs	(6,038)
716	Trade Desk Inc 'A'	Goldman Sachs	32,242
(2,011)	Trade Desk Inc 'A'	Morgan Stanley	(65,499)
(12,076)	Tradeweb Markets Inc 'A'	Bank of America Merrill Lynch	(121)
(822)	Tradeweb Markets Inc 'A'	Goldman Sachs	(3,475)
(6,541)	Tradeweb Markets Inc 'A'	HSBC	(4,775)
(1,543)	Tradeweb Markets Inc 'A'	Morgan Stanley	(4,027)
6,695	Trane Technologies Plc	Bank of America Merrill Lynch	19,148
8,005	Trane Technologies Plc	Barclays Bank	34,422
6,941	Trane Technologies Plc	HSBC	(1,805)
5,318	Trane Technologies Plc	Morgan Stanley	22,867
(4,861)	Transcat Inc	Bank of America Merrill Lynch	(21,875)
(4,442)	Transcat Inc	Barclays Bank	13,681
(2,460)	Transcat Inc	Goldman Sachs	(9,415)
(3,274)	Translate Bio Inc	Bank of America Merrill Lynch	(3,307)
(13,118)	Translate Bio Inc	Barclays Bank	(4,067)
(3,326)	Translate Bio Inc	Goldman Sachs	(3,359)
(10,005)	Translate Bio Inc	Morgan Stanley	(3,102)
(3,719)	TransMedics Group Inc	Bank of America Merrill Lynch	(10,785)
(5,481)	TransMedics Group Inc	Barclays Bank	(3,946)
(1,123)	TransMedics Group Inc	Goldman Sachs	(3,257)
(81,633)	Transocean Ltd	Barclays Bank	5,714
(161,114)	Transocean Ltd	Goldman Sachs	58,096
(14,121)	Transocean Ltd	HSBC	282
(4,976)	TransUnion	Barclays Bank	11,395
(1,261)	TransUnion	Goldman Sachs	1,311
(609)	TransUnion	Morgan Stanley	1,395
34,374	Travel + Leisure Co	Bank of America Merrill Lynch	(11,343)
(1,417)	Travel + Leisure Co	Bank of America Merrill Lynch	468
(8,828)	Travel + Leisure Co	Barclays Bank	1,766
480	Travel + Leisure Co	Goldman Sachs	(158)
(2,932)	Travel + Leisure Co	Goldman Sachs	968

保有高	銘柄	取引相手	未実現純評価 益/(損) (米ドル)
	米国(続き)		
(3,937)	Travel + Leisure Co	HSBC	(2,309)
6,542	Travel + Leisure Co	Morgan Stanley	(1,308)
(34,972)	Travel + Leisure Co	Morgan Stanley	6,994
(4,409)	TravelCenters of America Inc	Bank of America Merrill Lynch	(8,553)
(4,854)	TravelCenters of America Inc	Barclays Bank	(5,436)
(1,211)	TravelCenters of America Inc	Goldman Sachs	(2,349)
(1,435)	TravelCenters of America Inc	HSBC	(2,913)
(3,034)	TravelCenters of America Inc	Morgan Stanley	(3,398)
5,812	Travelers Cos Inc	Bank of America Merrill Lynch	(3,197)
5,418	Travelers Cos Inc	Barclays Bank	5,255
13,386	Travelers Cos Inc	Goldman Sachs	(7,362)
1,832	Travelers Cos Inc	HSBC	(3,609)
4,782	Travelers Cos Inc	Morgan Stanley	4,639
(512)	Travelers Cos Inc	Morgan Stanley	(497)
5,241	Travere Therapeutics Inc	Barclays Bank	(14,622)
1,873	Travere Therapeutics Inc	Goldman Sachs	(6,331)
6,835	Travere Therapeutics Inc	Morgan Stanley	(19,070)
25,517	Trean Insurance Group Inc	Goldman Sachs	13,524
17,165	Trean Insurance Group Inc	Morgan Stanley	(8,583)
(39,476)	Trecora Resources	Bank of America Merrill Lynch	(5,477)
(23,597)	Trecora Resources	Barclays Bank	(2,975)
(13,357)	Trecora Resources	Goldman Sachs	(1,826)
(5,670)	Trecora Resources	HSBC	(1,418)
(29,425)	Trecora Resources	Morgan Stanley	(3,376)
(29,832)	Tredegar Corp	Goldman Sachs	25,059
(13,140)	Tredegar Corp	HSBC	(5,782)
(24,094)	Tredegar Corp	Morgan Stanley	6,264
(10,268)	TreeHouse Foods Inc	Barclays Bank	21,768
(573)	TreeHouse Foods Inc	HSBC	768
(10,194)	TreeHouse Foods Inc	Morgan Stanley	21,611
(2,030)	Trex Co Inc	Bank of America Merrill Lynch	8,871
16,389	Trex Co Inc	Goldman Sachs	(71,619)
(3,602)	Trex Co Inc	Goldman Sachs	15,741
1,661	Trex Co Inc	HSBC	(17,324)
(1,645)	Trex Co Inc	Morgan Stanley	(625)
5,888	Trex Co Inc	Morgan Stanley	2,237
(22,577)	Tri Pointe Homes Inc	Bank of America Merrill Lynch	7,676
(7,041)	Tri Pointe Homes Inc	Barclays Bank	(5,844)
(32,208)	Tri Pointe Homes Inc	Goldman Sachs	10,951
1,875	Tricida Inc	Bank of America Merrill Lynch	(488)
9,116	Tricida Inc	Goldman Sachs	(2,370)
1,786	TriCo Bancshares	Bank of America Merrill Lynch	1,340
14,118	TriCo Bancshares	Barclays Bank	8,692
12,770	TriCo Bancshares	Goldman Sachs	9,578
22,635	TriCo Bancshares	HSBC	33,273

保有高	銘柄	取引相手	未実現純評価 益/(損) (米ドル)
	米国(続き)		
29,076	TriCo Bancshares	Morgan Stanley	24,424
(25,024)	TriMas Corp	HSBC	16,516
(44,164)	TriMas Corp	Morgan Stanley	5,300
(559)	Trimble Inc	Bank of America Merrill Lynch	(872)
(2,114)	Trimble Inc	Barclays Bank	317
(2,233)	Trimble Inc	Goldman Sachs	(3,483)
(257)	Trimble Inc	Morgan Stanley	39
1,947	TriNet Group Inc	Bank of America Merrill Lynch	(8,606)
17,443	TriNet Group Inc	Barclays Bank	(56,690)
7,263	TriNet Group Inc	Goldman Sachs	(32,102)
12,340	TriNet Group Inc	HSBC	(49,446)
(72)	TriNet Group Inc	HSBC	296
2,367	TriNet Group Inc	Morgan Stanley	(7,693)
(4,307)	TriNet Group Inc	Morgan Stanley	13,998
4,882	Trinity Industries Inc	Bank of America Merrill Lynch	(2,246)
6,550	Trinity Industries Inc	Barclays Bank	(870)
12,986	Trinity Industries Inc	Goldman Sachs	(1,221)
2,968	Trinity Industries Inc	HSBC	(1,473)
6,949	Trinity Industries Inc	Morgan Stanley	(1,356)
(50,634)	Trinity Place Holdings Inc	Bank of America Merrill Lynch	(4,557)
(2,631)	Trinity Place Holdings Inc	Barclays Bank	-
(16,263)	Trinity Place Holdings Inc	Goldman Sachs	(1,464)
7,897	Trinseo SA	Goldman Sachs	(35,142)
2,131	Trinseo SA	HSBC	(1,683)
3,443	Trinseo SA	Morgan Stanley	(5,922)
3,020	TripAdvisor Inc	Bank of America Merrill Lynch	6,338
(1,671)	TripAdvisor Inc	Bank of America Merrill Lynch	(2)
2,169	TripAdvisor Inc	Barclays Bank	5,531
(12,109)	TripAdvisor Inc	Barclays Bank	(30,878)
2,589	TripAdvisor Inc	Goldman Sachs	6,343
3,116	TripAdvisor Inc	Morgan Stanley	4,626
(2,763)	TripAdvisor Inc	Morgan Stanley	(7,168)
(6,980)	Triple-S Management Corp	Morgan Stanley	1,675
43,124	TriState Capital Holdings Inc	Bank of America Merrill Lynch	9,056
8,802	TriState Capital Holdings Inc	Barclays Bank	3,521
4,121	Triton International Ltd	Bank of America Merrill Lynch	1,071
3,435	Triton International Ltd	Barclays Bank	6,114
702	Triton International Ltd	Goldman Sachs	183
18,656	Triton International Ltd	Morgan Stanley	29,404
(2,328)	Triumph Bancorp Inc	Bank of America Merrill Lynch	382
(2,920)	Triumph Bancorp Inc	Barclays Bank	(4,468)
(8,214)	Triumph Bancorp Inc	Morgan Stanley	(12,567)
(4,402)	Triumph Group Inc	Bank of America Merrill Lynch	(302)
(21,727)	Triumph Group Inc	Barclays Bank	(58,965)
(10,603)	Triumph Group Inc	Morgan Stanley	(28,946)

保有高	銘柄	取引相手	未実現純評価 益/(損) (米ドル)
	米国(続き)		
(780)	Tronox Holdings Plc 'A'	Barclays Bank	70
(50,153)	Tronox Holdings Plc 'A'	Morgan Stanley	4,514
8,434	TrueBlue Inc	Barclays Bank	3,205
3,944	TrueBlue Inc	Goldman Sachs	(592)
53,353	TrueCar Inc	Bank of America Merrill Lynch	66,158
6,666	TrueCar Inc	Barclays Bank	6,066
36,716	TrueCar Inc	Goldman Sachs	45,528
25,172	TrueCar Inc	Morgan Stanley	22,907
43,197	Truist Financial Corp	Bank of America Merrill Lynch	(10,367)
813	Truist Financial Corp	Barclays Bank	463
23,800	Truist Financial Corp	Goldman Sachs	(5,712)
2,355	Truist Financial Corp	Morgan Stanley	1,342
3,903	Trupanion Inc	Bank of America Merrill Lynch	50,232
9,500	Trupanion Inc	Barclays Bank	81,795
7,753	Trupanion Inc	Goldman Sachs	99,782
4,308	Trupanion Inc	HSBC	61,983
8,154	Trupanion Inc	Morgan Stanley	70,206
(10,930)	TrustCo Bank Corp NY	HSBC	(15,061)
14,186	Trustmark Corp	Goldman Sachs	(13,335)
38,412	Trustmark Corp	Morgan Stanley	(18,054)
4,615	TTEC Holdings Inc	Barclays Bank	27,229
1,466	TTEC Holdings Inc	Morgan Stanley	8,649
(62,019)	TTM Technologies Inc	Bank of America Merrill Lynch	(11,163)
(45,629)	TTM Technologies Inc	Barclays Bank	(1,825)
(45,399)	TTM Technologies Inc	Goldman Sachs	(8,172)
(12,588)	TTM Technologies Inc	HSBC	(2,895)
(72,146)	TTM Technologies Inc	Morgan Stanley	(2,886)
(1,681)	Tucows Inc 'A'	Bank of America Merrill Lynch	701
(31,104)	Tucows Inc 'A'	Barclays Bank	41,498
(6,083)	Tupperware Brands Corp	Morgan Stanley	1,764
(2,217)	Turning Point Brands Inc	Morgan Stanley	2,261
300	Turning Point Therapeutics Inc	Bank of America Merrill Lynch	(1,281)
(3,008)	Turning Point Therapeutics Inc	Barclays Bank	13,295
1,861	Turning Point Therapeutics Inc	Barclays Bank	(8,226)
266	Turning Point Therapeutics Inc	Goldman Sachs	(1,136)
(669)	Turning Point Therapeutics Inc	Morgan Stanley	2,957
4,892	Turtle Beach Corp	Barclays Bank	15,263
6,197	Turtle Beach Corp	Goldman Sachs	28,134
4,264	Turtle Beach Corp	HSBC	26,650
19,102	Tutor Perini Corp	Goldman Sachs	(5,922)
257	Twilio Inc 'A'	Bank of America Merrill Lynch	9,972
(5,921)	Twin Disc Inc	Goldman Sachs	2,428
(19,107)	Twin Disc Inc	HSBC	(23,502)
(9,208)	Twin Disc Inc	Morgan Stanley	(184)
(1,663)	Twist Bioscience Corp	Bank of America Merrill Lynch	(22,617)

保有高	銘柄	取引相手	未実現純評価 益/(損) (米ドル)
	米国(続き)		
(1,784)	Twist Bioscience Corp	Barclays Bank	(14,254)
(3,617)	Twist Bioscience Corp	Goldman Sachs	(49,191)
(1,536)	Twist Bioscience Corp	Morgan Stanley	(12,273)
697	Twitter Inc	Bank of America Merrill Lynch	3,764
2,898	Twitter Inc	Goldman Sachs	(464)
12,121	Twitter Inc	Morgan Stanley	10,396
(7,613)	Two Harbors Investment Corp (REIT)	Barclays Bank	(305)
(20,120)	Two Harbors Investment Corp (REIT)	Goldman Sachs	604
(125,254)	Two Harbors Investment Corp (REIT)	HSBC	(17,536)
(47,401)	Two Harbors Investment Corp (REIT)	Morgan Stanley	(1,896)
(3,320)	Tyler Technologies Inc	Bank of America Merrill Lynch	(37,914)
(2,088)	Tyler Technologies Inc	Barclays Bank	1,399
1,457	Tyler Technologies Inc	Barclays Bank	(976)
(1,047)	Tyler Technologies Inc	Goldman Sachs	(7,713)
568	Tyler Technologies Inc	Goldman Sachs	6,487
1,187	Tyler Technologies Inc	HSBC	12,986
(2,723)	Tyler Technologies Inc	Morgan Stanley	4,762
301	Tyler Technologies Inc	Morgan Stanley	(202)
57,461	Tyme Technologies Inc	Barclays Bank	13,791
12,020	Tyme Technologies Inc	HSBC	4,267
16,663	Tyme Technologies Inc	Morgan Stanley	3,999
(8,188)	Tyson Foods Inc 'A'	Morgan Stanley	8,679
(2,561)	Uber Technologies Inc	Barclays Bank	(2,049)
6,888	Uber Technologies Inc	Morgan Stanley	5,510
253	Ubiquiti Inc	Bank of America Merrill Lynch	5,556
(140)	Ubiquiti Inc	Barclays Bank	20
112	Ubiquiti Inc	Goldman Sachs	2,460
(355)	Ubiquiti Inc	Goldman Sachs	(3,732)
91	Ubiquiti Inc	HSBC	2,351
(151)	Ubiquiti Inc	HSBC	(222)
1,068	Ubiquiti Inc	Morgan Stanley	10,157
(4,538)	UDR Inc (REIT)	Bank of America Merrill Lynch	(5,582)
(2,946)	UDR Inc (REIT)	HSBC	(2,858)
43,856	UDR Inc (REIT)	Morgan Stanley	28,945
(1,793)	UDR Inc (REIT)	Morgan Stanley	(1,183)
17,367	UFP Industries Inc	Bank of America Merrill Lynch	(46,196)
15,932	UFP Industries Inc	Barclays Bank	15,773
(10,120)	UFP Industries Inc	Goldman Sachs	26,919
4,166	UFP Industries Inc	Goldman Sachs	(11,082)
5,579	UFP Industries Inc	Morgan Stanley	5,523
4,024	UFP Technologies Inc	Bank of America Merrill Lynch	(15,412)
1,412	UFP Technologies Inc	Barclays Bank	(1,779)
1,208	UFP Technologies Inc	HSBC	(1,063)
1,303	UFP Technologies Inc	Morgan Stanley	(1,642)
26,134	UGI Corp	Bank of America Merrill Lynch	22,618

保有高	銘柄	取引相手	未実現純評価 益/(損) (米ドル)
	米国(続き)		
11,255	UGI Corp	Barclays Bank	13,324
15,093	UGI Corp	Goldman Sachs	3,217
90,309	UGI Corp	Morgan Stanley	93,162
3,944	Ulta Salon Cosmetics & Fragrance Inc	Barclays Bank	116,506
5,492	Ulta Salon Cosmetics & Fragrance Inc	Goldman Sachs	90,554
(3,164)	Ulta Salon Cosmetics & Fragrance Inc	Morgan Stanley	(93,465)
1,922	Ulta Salon Cosmetics & Fragrance Inc	Morgan Stanley	56,776
13,317	Ultra Clean Holdings Inc	Bank of America Merrill Lynch	104,538
18,105	Ultra Clean Holdings Inc	Barclays Bank	57,212
1,984	Ultra Clean Holdings Inc	Morgan Stanley	3,853
6,932	Ultragenyx Pharmaceutical Inc	Bank of America Merrill Lynch	(59,477)
1,419	Ultragenyx Pharmaceutical Inc	Goldman Sachs	(12,175)
(1,088)	Ultragenyx Pharmaceutical Inc	Goldman Sachs	9,335
171	Ultragenyx Pharmaceutical Inc	HSBC	(1,289)
(702)	Ultragenyx Pharmaceutical Inc	Morgan Stanley	2,724
(2,875)	Ultralife Corp	HSBC	(3,680)
(40,983)	Ultralife Corp	Morgan Stanley	6,147
(4,088)	UMB Financial Corp	Goldman Sachs	9,689
(11,580)	UMB Financial Corp	HSBC	11,001
(11,031)	UMB Financial Corp	Morgan Stanley	10,259
(71,164)	UMH Properties Inc (REIT)	Goldman Sachs	(712)
(19,304)	UMH Properties Inc (REIT)	HSBC	17,181
(93,623)	UMH Properties Inc (REIT)	Morgan Stanley	24,342
30,454	Umpqua Holdings Corp	Bank of America Merrill Lynch	(3,959)
40,577	Umpqua Holdings Corp	Barclays Bank	16,637
58,392	Umpqua Holdings Corp	Goldman Sachs	(7,591)
35,786	Umpqua Holdings Corp	HSBC	(537)
50,295	Umpqua Holdings Corp	Morgan Stanley	20,621
24,208	Under Armour Inc 'A'	Bank of America Merrill Lynch	2,879
1,498	Under Armour Inc 'A'	Goldman Sachs	(432)
8,651	Under Armour Inc 'A'	HSBC	8,351
84,889	Under Armour Inc 'A'	Morgan Stanley	109,507
(1,750)	Unifi Inc	Morgan Stanley	(595)
(95)	UniFirst Corp	Barclays Bank	(530)
(921)	UniFirst Corp	Goldman Sachs	2,155
605	UniFirst Corp	HSBC	(188)
(1,072)	UniFirst Corp	HSBC	332
1,757	UniFirst Corp	Morgan Stanley	9,804
(5,137)	UniFirst Corp	Morgan Stanley	(27,890)
(2,465)	Union Bankshares Inc/Morrisville VT	Bank of America Merrill Lynch	(1,750)
3,055	Union Pacific Corp	Bank of America Merrill Lynch	363
1,200	Union Pacific Corp	Barclays Bank	1,404
(11,472)	Union Pacific Corp	Morgan Stanley	(13,422)
(8,504)	Unisys Corp	Morgan Stanley	(6,888)
3,826	United Airlines Holdings Inc	Bank of America Merrill Lynch	6,810

保有高	銘柄	取引相手	未実現純評価 益/(損) (米ドル)
	米国(続き)		
(14,473)	United Airlines Holdings Inc	Barclays Bank	(31,985)
(377)	United Airlines Holdings Inc	Goldman Sachs	203
(464)	United Airlines Holdings Inc	HSBC	(2,004)
1,285	United Airlines Holdings Inc	Morgan Stanley	2,840
(2,808)	United Airlines Holdings Inc	Morgan Stanley	(6,206)
(12,609)	United Bankshares Inc	Bank of America Merrill Lynch	14,122
(19,347)	United Bankshares Inc	Barclays Bank	(3,676)
(64,791)	United Bankshares Inc	Goldman Sachs	72,566
(26,449)	United Bankshares Inc	HSBC	(15,605)
(42,624)	United Bankshares Inc	Morgan Stanley	(8,098)
49,167	United Community Banks Inc	Bank of America Merrill Lynch	(32,450)
17,581	United Community Banks Inc	Goldman Sachs	(11,603)
2,456	United Fire Group Inc	HSBC	(2,702)
39,304	United Fire Group Inc	Morgan Stanley	(46,772)
46,359	United Insurance Holdings Corp	Barclays Bank	927
33,228	United Insurance Holdings Corp	HSBC	(13,291)
19,567	United Insurance Holdings Corp	Morgan Stanley	391
(8,724)	United Natural Foods Inc	Bank of America Merrill Lynch	(14,607)
(3,392)	United Natural Foods Inc	Barclays Bank	(4,918)
(3,794)	United Natural Foods Inc	Goldman Sachs	(9,068)
(1,017)	United Natural Foods Inc	Morgan Stanley	(563)
(3,930)	United Parcel Service Inc 'B'	Goldman Sachs	962
(3,103)	United Parcel Service Inc 'B'	HSBC	4,748
(7,874)	United Parcel Service Inc 'B'	Morgan Stanley	(9,213)
(433)	United Rentals Inc	Bank of America Merrill Lynch	(22)
(81)	United Rentals Inc	Barclays Bank	(651)
(1,157)	United Rentals Inc	Goldman Sachs	8,192
(3,001)	United Rentals Inc	HSBC	42,554
(1,063)	United Rentals Inc	Morgan Stanley	(8,547)
26,904	United Security Bancshares/Fresno CA	Barclays Bank	4,036
15,447	United Security Bancshares/Fresno CA	Goldman Sachs	5,406
21,793	United Security Bancshares/Fresno CA	HSBC	12,640
34,348	United Security Bancshares/Fresno CA	Morgan Stanley	5,152
5,713	United States Cellular Corp	Bank of America Merrill Lynch	(440)
1,776	United States Cellular Corp	Barclays Bank	(22)
25,679	United States Cellular Corp	Goldman Sachs	(519)
7,024	United States Cellular Corp	HSBC	101
26,520	United States Cellular Corp	Morgan Stanley	(2,122)
(5,003)	United States Lime & Minerals Inc	Bank of America Merrill Lynch	4,253
(305)	United States Lime & Minerals Inc	Goldman Sachs	259
(791)	United States Lime & Minerals Inc	Morgan Stanley	(1,052)
9,288	United States Steel Corp	Bank of America Merrill Lynch	(2,802)
26,960	United States Steel Corp	Barclays Bank	35,082
507	United States Steel Corp	HSBC	(771)
8,676	United States Steel Corp	Morgan Stanley	13,968

保有高	銘柄	取引相手	未実現純評価 益 / (損) (米ドル)
	米国(続き)		
(594)	United Therapeutics Corp	Bank of America Merrill Lynch	7,360
(2,943)	United Therapeutics Corp	Barclays Bank	7,976
(3,176)	UnitedHealth Group Inc	Bank of America Merrill Lynch	(5,181)
(1,353)	UnitedHealth Group Inc	Goldman Sachs	1,399
(2,631)	UnitedHealth Group Inc	HSBC	23,600
(2,454)	UnitedHealth Group Inc	Morgan Stanley	(2,380)
16,121	Uniti Group Inc (REIT)	Bank of America Merrill Lynch	3,547
56,723	Uniti Group Inc (REIT)	Goldman Sachs	12,479
19,367	Uniti Group Inc (REIT)	Morgan Stanley	(194)
(12,890)	Unitil Corp	Goldman Sachs	5,543
(15,636)	Unitil Corp	HSBC	28,770
(18,880)	Unitil Corp	Morgan Stanley	6,419
6,399	Unity Bancorp Inc	Bank of America Merrill Lynch	1,472
3,928	Unity Bancorp Inc	Barclays Bank	1,532
12,010	Unity Bancorp Inc	Goldman Sachs	2,762
9,580	Unity Bancorp Inc	Morgan Stanley	3,736
38,391	UNITY Biotechnology Inc	Bank of America Merrill Lynch	3,455
(1,188)	Unity Software Inc	Bank of America Merrill Lynch	(9,373)
3,267	Univar Solutions Inc	Bank of America Merrill Lynch	(22)
(5,323)	Univar Solutions Inc	Goldman Sachs	(586)
1,953	Univar Solutions Inc	Goldman Sachs	17
(21,315)	Univar Solutions Inc	HSBC	(49,664)
(39,701)	Univar Solutions Inc	Morgan Stanley	7,543
(4,711)	Universal Corp	HSBC	15,217
(53,036)	Universal Corp	Morgan Stanley	221,160
1,912	Universal Display Corp	Barclays Bank	5,870
1,017	Universal Display Corp	Goldman Sachs	20,411
1,982	Universal Electronics Inc	Bank of America Merrill Lynch	3,766
12,355	Universal Electronics Inc	Barclays Bank	(4,454)
1,098	Universal Electronics Inc	Goldman Sachs	2,086
6,636	Universal Electronics Inc	HSBC	15,462
1,378	Universal Electronics Inc	Morgan Stanley	(510)
(3,680)	Universal Health Realty Income Trust (REIT)	Bank of America Merrill Lynch	(8,022)
(2,373)	Universal Health Realty Income Trust (REIT)	Barclays Bank	(4,153)
(2,177)	Universal Health Realty Income Trust (REIT)	Goldman Sachs	(4,746)
(9,800)	Universal Health Realty Income Trust (REIT)	HSBC	(36,358)
(4,714)	Universal Health Realty Income Trust (REIT)	Morgan Stanley	(8,250)
(5,926)	Universal Health Services Inc 'B'	Bank of America Merrill Lynch	4,017
(10,016)	Universal Health Services Inc 'B'	Barclays Bank	(4,814)
(12,568)	Universal Health Services Inc 'B'	Goldman Sachs	7,001
(16,097)	Universal Health Services Inc 'B'	Morgan Stanley	(9,935)
7,214	Universal Insurance Holdings Inc	Bank of America Merrill Lynch	(2,453)
15,342	Universal Insurance Holdings Inc	Barclays Bank	3,222
7,965	Universal Insurance Holdings Inc	Goldman Sachs	(2,708)
13,064	Universal Insurance Holdings Inc	HSBC	(6,401)

保有高	銘柄	取引相手	未実現純評価 益/(損) (米ドル)
	米国(続き)		
13,109	Universal Insurance Holdings Inc	Morgan Stanley	2,753
29,339	Universal Logistics Holdings Inc	Bank of America Merrill Lynch	(42,835)
4,077	Universal Logistics Holdings Inc	Barclays Bank	(1,386)
20,914	Universal Technical Institute Inc	Bank of America Merrill Lynch	1,255
12,201	Universal Technical Institute Inc	Barclays Bank	(1,464)
32,544	Universal Technical Institute Inc	Goldman Sachs	1,953
7,929	Universal Technical Institute Inc	HSBC	(634)
28,218	Universal Technical Institute Inc	Morgan Stanley	(2,489)
67,134	Univest Financial Corp	Bank of America Merrill Lynch	(4,699)
24,030	Univest Financial Corp	Barclays Bank	14,178
67,782	Univest Financial Corp	Goldman Sachs	(4,745)
4,410	Univest Financial Corp	HSBC	176
(4,849)	Unum Group	Bank of America Merrill Lynch	(436)
9,441	Unum Group	Bank of America Merrill Lynch	1,765
(37,234)	Unum Group	Barclays Bank	(26,064)
1,870	Unum Group	Barclays Bank	1,309
(595)	Unum Group	Goldman Sachs	(54)
3,385	Unum Group	Morgan Stanley	2,370
(3,451)	Upland Software Inc	Bank of America Merrill Lynch	(5,004)
(14,223)	Upland Software Inc	Goldman Sachs	(20,623)
(10,619)	Upland Software Inc	Morgan Stanley	(1,274)
(1,306)	Upwork Inc	Barclays Bank	(4,898)
1,439	Upwork Inc	Barclays Bank	5,396
3,291	Upwork Inc	Goldman Sachs	22,774
(2,822)	Upwork Inc	HSBC	(19,869)
(19,370)	Uranium Energy Corp	Bank of America Merrill Lynch	2,131
(44,932)	Uranium Energy Corp	Barclays Bank	(5,392)
(32,585)	Urban Edge Properties (REIT)	Bank of America Merrill Lynch	(11,055)
(48,314)	Urban Edge Properties (REIT)	Barclays Bank	(15,072)
(21,710)	Urban Edge Properties (REIT)	Goldman Sachs	(7,381)
(36,613)	Urban Edge Properties (REIT)	HSBC	(11,716)
(66,556)	Urban Edge Properties (REIT)	Morgan Stanley	(25,957)
11,160	Urban Outfitters Inc	Bank of America Merrill Lynch	1,562
2,565	Urban Outfitters Inc	Barclays Bank	11,389
1,280	Urban Outfitters Inc	Goldman Sachs	179
1,738	Urban Outfitters Inc	HSBC	2,485
9,909	Urban Outfitters Inc	Morgan Stanley	36,289
3,782	UroGen Pharma Ltd	Barclays Bank	1,513
11,300	UroGen Pharma Ltd	Goldman Sachs	18,758
12,971	UroGen Pharma Ltd	Morgan Stanley	5,188
(6,549)	Urstadt Biddle Properties Inc 'A' (REIT)	Barclays Bank	(184)
(60,250)	Urstadt Biddle Properties Inc 'A' (REIT)	Goldman Sachs	4,218
(31,714)	Urstadt Biddle Properties Inc 'A' (REIT)	HSBC	11,734
(60,195)	Urstadt Biddle Properties Inc 'A' (REIT)	Morgan Stanley	(4,214)
(8,579)	US Bancorp	Bank of America Merrill Lynch	12,268

保有高	銘柄	取引相手	未実現純評価 益/(損) (米ドル)
	米国(続き)		
(4,059)	US Bancorp	Barclays Bank	(43)
(9,718)	US Bancorp	Goldman Sachs	2,851
(6,875)	US Bancorp	HSBC	2,681
(37,639)	US Bancorp	Morgan Stanley	(15,959)
2,027	US Concrete Inc	Bank of America Merrill Lynch	(1,338)
4,969	US Concrete Inc	Barclays Bank	6,062
12,798	US Concrete Inc	HSBC	4,479
(967)	US Ecology Inc	Barclays Bank	590
(24,926)	US Ecology Inc	Goldman Sachs	63,811
(22,311)	US Ecology Inc	HSBC	54,885
(39,968)	US Ecology Inc	Morgan Stanley	24,380
(597)	US Foods Holding Corp	HSBC	322
3,579	US Foods Holding Corp	HSBC	2,506
(6,941)	US Foods Holding Corp	Morgan Stanley	(5,180)
59,520	US Oncology Inc	Bank of America Merrill Lynch	(59)
7,474	US Oncology Inc	Barclays Bank	-
41,718	US Oncology Inc	Goldman Sachs	(42)
8,296	US Oncology Inc	Morgan Stanley	-
(203)	US Physical Therapy Inc	Bank of America Merrill Lynch	37
(4,983)	US Physical Therapy Inc	Barclays Bank	5,132
(432)	US Physical Therapy Inc	Goldman Sachs	78
11,486	US Silica Holdings Inc	Goldman Sachs	(17,918)
3,406	US Silica Holdings Inc	HSBC	(2,657)
(26,344)	US Xpress Enterprises Inc 'A'	Bank of America Merrill Lynch	(5,796)
(13,457)	US Xpress Enterprises Inc 'A'	Barclays Bank	(1,749)
4,317	USANA Health Sciences Inc	Barclays Bank	3,972
2,196	USANA Health Sciences Inc	Goldman Sachs	12,803
(1,967)	Utah Medical Products Inc	Bank of America Merrill Lynch	4,091
(3,491)	Utah Medical Products Inc	Barclays Bank	3,002
(3,591)	Utah Medical Products Inc	Goldman Sachs	7,469
(3,262)	Utah Medical Products Inc	HSBC	11,287
(3,750)	Utah Medical Products Inc	Morgan Stanley	3,225
267	Vail Resorts Inc	Bank of America Merrill Lynch	2,291
444	Vail Resorts Inc	Barclays Bank	2,762
1,157	Vail Resorts Inc	Goldman Sachs	9,927
(417)	Vail Resorts Inc	Goldman Sachs	(3,578)
1,474	Vail Resorts Inc	Morgan Stanley	9,168
(590)	Vail Resorts Inc	Morgan Stanley	(3,670)
520	Valero Energy Corp	Barclays Bank	1,087
1,254	Valero Energy Corp	Goldman Sachs	(1,530)
11,120	Valero Energy Corp	Morgan Stanley	23,241
(4,085)	Valhi Inc	Bank of America Merrill Lynch	5,188
(200)	Valhi Inc	Barclays Bank	(24)
(2,339)	Valhi Inc	Goldman Sachs	2,971
(579)	Valhi Inc	HSBC	1,639

保有高	銘柄	取引相手	未実現純評価 益/(損) (米ドル)
	米国(続き)		
(786)	Valhi Inc	Morgan Stanley	(94)
(95,308)	Valley National Bancorp	Bank of America Merrill Lynch	29,545
(52,907)	Valley National Bancorp	HSBC	2,645
(370,002)	Valley National Bancorp	Morgan Stanley	(14,799)
(707)	Valmont Industries Inc	Bank of America Merrill Lynch	8,046
(345)	Valmont Industries Inc	Barclays Bank	(642)
(1,702)	Valmont Industries Inc	Goldman Sachs	19,369
(2,629)	Valmont Industries Inc	Morgan Stanley	(4,890)
23	Value Line Inc	Bank of America Merrill Lynch	(55)
512	Value Line Inc	Barclays Bank	(773)
25	Value Line Inc	Goldman Sachs	(60)
11,375	Valvoline Inc	Bank of America Merrill Lynch	14,674
9,574	Valvoline Inc	Barclays Bank	3,542
3,684	Valvoline Inc	Goldman Sachs	4,752
16,677	Valvoline Inc	HSBC	12,714
28,174	Valvoline Inc	Morgan Stanley	10,424
(14,492)	Vanda Pharmaceuticals Inc	Bank of America Merrill Lynch	12,898
(56,254)	Vanda Pharmaceuticals Inc	Goldman Sachs	50,066
10,019	Vapotherm Inc	Bank of America Merrill Lynch	8,445
6,924	Vapotherm Inc	Barclays Bank	6,786
2,911	Vapotherm Inc	HSBC	1,666
5,037	Varex Imaging Corp	HSBC	7,253
24,625	Varex Imaging Corp	Morgan Stanley	(16,253)
10,296	Varonis Systems Inc	Bank of America Merrill Lynch	38,095
33,177	Varonis Systems Inc	Barclays Bank	29,196
9,067	Varonis Systems Inc	Goldman Sachs	33,548
2,490	Varonis Systems Inc	HSBC	7,221
24,025	Varonis Systems Inc	Morgan Stanley	21,142
(25,337)	Vaxart Inc	Barclays Bank	(6,841)
(5,716)	Vaxart Inc	Goldman Sachs	(1,086)
(18,643)	Vaxcyte Inc	Barclays Bank	(6,525)
(1,778)	Vaxcyte Inc	Morgan Stanley	465
(53,375)	VBI Vaccines Inc	Bank of America Merrill Lynch	(9,896)
(41,469)	VBI Vaccines Inc	Barclays Bank	(6,220)
(11,810)	VBI Vaccines Inc	Goldman Sachs	(1,226)
(3,867)	VBI Vaccines Inc	HSBC	(2,282)
21,722	Vector Group Ltd	Bank of America Merrill Lynch	(16,074)
16,501	Vector Group Ltd	Barclays Bank	(16,996)
5,192	Vector Group Ltd	Goldman Sachs	(3,842)
7,102	Vector Group Ltd	HSBC	(2,344)
358	Vector Group Ltd	Morgan Stanley	(369)
5,700	Vectrus Inc	Bank of America Merrill Lynch	(8,023)
14,354	Vectrus Inc	Goldman Sachs	(26,698)
16,018	Vectrus Inc	Morgan Stanley	(9,290)
(8,327)	Veeco Instruments Inc	Bank of America Merrill Lynch	(12,824)

保有高	銘柄	取引相手	未実現純評価 益/(損) (米ドル)
	米国(続き)		
(19,221)	Veeco Instruments Inc	Barclays Bank	(15,569)
(22,358)	Veeco Instruments Inc	HSBC	(43,598)
(19,241)	Veeco Instruments Inc	Morgan Stanley	(15,585)
(3,879)	Veeva Systems Inc 'A'	Bank of America Merrill Lynch	(168,426)
(2,962)	Veeva Systems Inc 'A'	Barclays Bank	(84,506)
(146)	Veeva Systems Inc 'A'	Goldman Sachs	193
573	Velocity Financial Inc	Bank of America Merrill Lynch	(252)
14,135	Velocity Financial Inc	HSBC	(2,968)
15,185	Velocity Financial Inc	Morgan Stanley	2,126
(5,883)	Ventas Inc (REIT)	Barclays Bank	(1,647)
(10,640)	Ventas Inc (REIT)	Goldman Sachs	(12,715)
(67,959)	Venus Concept Inc	Barclays Bank	4,757
(19,015)	Venus Concept Inc	Goldman Sachs	(3,042)
(23,277)	Vera Bradley Inc	Barclays Bank	(21,880)
(1,163)	Veracyte Inc	Barclays Bank	(2,047)
6,774	Veracyte Inc	Barclays Bank	11,922
(3,550)	Veracyte Inc	Goldman Sachs	(12,176)
6,026	Veracyte Inc	Goldman Sachs	14,307
(1,214)	Veracyte Inc	HSBC	3,958
(68,053)	Verastem Inc	Bank of America Merrill Lynch	(63,289)
(25,545)	Verastem Inc	Morgan Stanley	2,810
(2,187)	Vericel Corp	HSBC	(14,806)
(4,766)	Vericel Corp	Morgan Stanley	(17,444)
18,209	Verint Systems Inc	Bank of America Merrill Lynch	19,848
22,496	Verint Systems Inc	Barclays Bank	(225)
27,051	Verint Systems Inc	Goldman Sachs	29,485
5,547	Verint Systems Inc	HSBC	(1,831)
38,595	Verint Systems Inc	Morgan Stanley	(386)
(7,081)	VeriSign Inc	Bank of America Merrill Lynch	(1,841)
8,544	VeriSign Inc	Bank of America Merrill Lynch	2,221
(2,868)	VeriSign Inc	Goldman Sachs	(746)
3,655	Verisk Analytics Inc	Bank of America Merrill Lynch	(42)
3,621	Verisk Analytics Inc	Barclays Bank	(4,852)
4,725	Verisk Analytics Inc	Goldman Sachs	(520)
7,075	Verisk Analytics Inc	HSBC	(38,612)
14,257	Verisk Analytics Inc	Morgan Stanley	(19,104)
(5,136)	Veritex Holdings Inc	Bank of America Merrill Lynch	1,541
(7,000)	Veritex Holdings Inc	Barclays Bank	3,640
(24,239)	Veritex Holdings Inc	Goldman Sachs	7,272
(20,845)	Veritex Holdings Inc	HSBC	(4,586)
(41,872)	Veritex Holdings Inc	Morgan Stanley	21,773
1,673	Veritiv Corp	HSBC	24,008
(4,400)	Veritone Inc	Bank of America Merrill Lynch	(9,152)
(2,220)	Veritone Inc	Barclays Bank	(1,487)
(841)	Verizon Communications Inc	Barclays Bank	412

保有高	銘柄	取引相手	未実現純評価 益/(損) (米ドル)
	米国(続き)		
(65,269)	Verizon Communications Inc	Goldman Sachs	94,640
13,774	Verra Mobility Corp	Barclays Bank	(14,738)
13,327	Verra Mobility Corp	Goldman Sachs	(2,532)
28,235	Verra Mobility Corp	Morgan Stanley	(30,211)
(4,709)	Verrica Pharmaceuticals Inc	Bank of America Merrill Lynch	2,072
(3,298)	Verrica Pharmaceuticals Inc	Barclays Bank	726
(10,174)	Verrica Pharmaceuticals Inc	Goldman Sachs	4,477
(2,085)	Verrica Pharmaceuticals Inc	HSBC	250
(2,050)	Verrica Pharmaceuticals Inc	Morgan Stanley	451
(7,739)	Verso Corp 'A'	Goldman Sachs	3,947
(5,390)	Verso Corp 'A'	HSBC	(10,672)
(14,584)	Verso Corp 'A'	Morgan Stanley	1,167
563	Vertex Pharmaceuticals Inc	Bank of America Merrill Lynch	(2,989)
4,014	Vertex Pharmaceuticals Inc	Barclays Bank	3,466
666	Vertex Pharmaceuticals Inc	HSBC	(3,081)
11,248	Vertex Pharmaceuticals Inc	Morgan Stanley	(16,002)
(5,313)	Vertiv Holdings Co	Barclays Bank	(2,603)
(2,007)	Veru Inc	Barclays Bank	(1,244)
(10,275)	Veru Inc	HSBC	(14,796)
(4,956)	VF Corp	Bank of America Merrill Lynch	34,345
5,376	VF Corp	Bank of America Merrill Lynch	14,379
(16,519)	VF Corp	Barclays Bank	(51,374)
(9,349)	VF Corp	Goldman Sachs	64,789
2,857	VF Corp	Goldman Sachs	(13,681)
6,322	VF Corp	Morgan Stanley	(265)
919	ViacomCBS Inc 'A'	Bank of America Merrill Lynch	2,794
550	ViacomCBS Inc 'A'	Barclays Bank	578
606	ViacomCBS Inc 'A'	Goldman Sachs	1,842
3,394	ViacomCBS Inc 'A'	Morgan Stanley	3,564
3,822	ViacomCBS Inc 'B'	Barclays Bank	3,639
6,583	ViacomCBS Inc 'B'	HSBC	18,859
6,342	ViacomCBS Inc 'B'	Morgan Stanley	5,581
811	Viad Corp	HSBC	1,679
6,496	Viad Corp	Morgan Stanley	12,018
(7,232)	Viant Technology Inc 'A'	Bank of America Merrill Lynch	(26,494)
(2,236)	Viant Technology Inc 'A'	Barclays Bank	21
(6,597)	Viasat Inc	Bank of America Merrill Lynch	(34,832)
(3,924)	Viasat Inc	Goldman Sachs	(20,719)
(1,317)	Viasat Inc	Morgan Stanley	(7,586)
1,672	Viasat Inc	Morgan Stanley	9,631
(8,386)	Viatrix Inc	Bank of America Merrill Lynch	7,631
(8,914)	Viatrix Inc	Barclays Bank	1,070
(65,352)	Viatrix Inc	Goldman Sachs	59,470
(7,715)	Viatrix Inc	HSBC	3,790
26,006	Viavi Solutions Inc	Bank of America Merrill Lynch	28,867

保有高	銘柄	取引相手	未実現純評価 益/(損) (米ドル)
	米国(続き)		
100,203	Viavi Solutions Inc	Barclays Bank	27,055
10,591	Viavi Solutions Inc	Goldman Sachs	11,756
(23,089)	Viavi Solutions Inc	HSBC	(31,170)
93,021	Viavi Solutions Inc	Morgan Stanley	25,115
10,541	VICI Properties Inc (REIT)	Bank of America Merrill Lynch	(632)
20,955	VICI Properties Inc (REIT)	Barclays Bank	(5,449)
4,835	VICI Properties Inc (REIT)	Goldman Sachs	(290)
21,096	VICI Properties Inc (REIT)	HSBC	(3,165)
(3,481)	Vicor Corp	Bank of America Merrill Lynch	(39,683)
(6,292)	Vicor Corp	Barclays Bank	(18,247)
(23,599)	Vicor Corp	Goldman Sachs	(269,029)
(1,481)	Vicor Corp	Morgan Stanley	(4,295)
(20,762)	Vidler Water Resouces Inc	Bank of America Merrill Lynch	(9,551)
(60,213)	Vidler Water Resouces Inc	Goldman Sachs	(27,698)
(7,837)	Vidler Water Resouces Inc	HSBC	(8,699)
(48,887)	Viemed Healthcare Inc	Barclays Bank	52,804
14,834	ViewRay Inc	Barclays Bank	(1,928)
5,848	ViewRay Inc	Goldman Sachs	2,602
7,510	ViewRay Inc	HSBC	5,182
(39,118)	Viking Therapeutics Inc	Barclays Bank	24,644
(31,394)	Village Super Market Inc 'A'	Bank of America Merrill Lynch	40,812
(28,740)	Village Super Market Inc 'A'	Barclays Bank	5,689
(19,625)	Village Super Market Inc 'A'	Goldman Sachs	25,513
(5,390)	Village Super Market Inc 'A'	HSBC	6,899
(8,139)	Village Super Market Inc 'A'	Morgan Stanley	1,709
(1,095)	Vimeo Inc	Bank of America Merrill Lynch	(45,990)
(7,336)	Vimeo Inc	Barclays Bank	(308,112)
(560)	Vimeo Inc	Goldman Sachs	(23,520)
411	Vimeo Inc	Goldman Sachs	17,262
(15,257)	Vimeo Inc	Morgan Stanley	(640,794)
(11,185)	Vince Holding Corp	Barclays Bank	(6,264)
(13,891)	Vince Holding Corp	Morgan Stanley	(7,779)
3,678	Vincerx Pharma Inc	Bank of America Merrill Lynch	(9,342)
7,347	Vincerx Pharma Inc	Barclays Bank	(2,236)
1,398	Vincerx Pharma Inc	HSBC	(1,177)
12,191	Vincerx Pharma Inc	Morgan Stanley	(3,535)
(32,051)	Vine Energy Inc 'A'	Bank of America Merrill Lynch	(15,949)
(4,434)	Vine Energy Inc 'A'	Goldman Sachs	(7)
(771)	Vir Biotechnology Inc	Goldman Sachs	2,143
(2,746)	Vir Biotechnology Inc	Morgan Stanley	4,064
2,668	Viracta Therapeutics Inc	Barclays Bank	694
300	Viracta Therapeutics Inc	Goldman Sachs	651
(2,552)	Virgin Galactic Holdings Inc	Bank of America Merrill Lynch	(37,234)
(1,451)	Virgin Galactic Holdings Inc	Barclays Bank	(6,297)
(381)	Virgin Galactic Holdings Inc	Goldman Sachs	(5,559)

保有高	銘柄	取引相手	未実現純評価 益 / (損) (米ドル)
	米国(続き)		
(145,558)	VirnetX Holding Corp	Goldman Sachs	(11,645)
13,083	Virtu Financial Inc 'A'	Barclays Bank	20,409
7,207	Virtu Financial Inc 'A'	Goldman Sachs	10,306
(1,136)	Virtu Financial Inc 'A'	HSBC	(2,454)
4,899	Virtu Financial Inc 'A'	HSBC	7,500
(8,964)	Virtu Financial Inc 'A'	Morgan Stanley	(13,984)
9,712	Virtu Financial Inc 'A'	Morgan Stanley	15,151
275	Virtus Investment Partners Inc	Bank of America Merrill Lynch	2,112
1,007	Virtus Investment Partners Inc	Barclays Bank	2,383
296	Virtus Investment Partners Inc	Goldman Sachs	2,273
2,435	Virtus Investment Partners Inc	Morgan Stanley	6,550
7,332	Visa Inc 'A'	Morgan Stanley	(9,066)
(109,988)	Vishay Intertechnology Inc	Morgan Stanley	19,798
(7,389)	Vishay Precision Group Inc	Morgan Stanley	9,015
(1,649)	Visteon Corp	Bank of America Merrill Lynch	(13,802)
(2,882)	Visteon Corp	Barclays Bank	(28,474)
(618)	Visteon Corp	Goldman Sachs	(5,173)
(8,738)	Vistra Corp	Bank of America Merrill Lynch	(2,185)
(5,354)	Vistra Corp	Barclays Bank	2,623
(2,453)	Vistra Corp	Goldman Sachs	(613)
(34,970)	Vistra Corp	Morgan Stanley	17,135
22,357	Vital Farms Inc	Barclays Bank	24,816
1,016	Vital Farms Inc	Goldman Sachs	1,030
1,389	Vital Farms Inc	HSBC	1,583
(18,542)	Vivint Smart Home Inc	Barclays Bank	(11,867)
(7,198)	Vivint Smart Home Inc	Goldman Sachs	(6,190)
(3,857)	Vivint Smart Home Inc	Morgan Stanley	(190)
2,380	VMware Inc 'A'	Bank of America Merrill Lynch	(6,772)
626	VMware Inc 'A'	Goldman Sachs	(1,863)
2,192	VMware Inc 'A'	HSBC	(12,648)
7,496	VMware Inc 'A'	Morgan Stanley	(32,233)
17,349	Vocera Communications Inc	Morgan Stanley	(1,561)
9,696	VolitionRX Ltd	Bank of America Merrill Lynch	-
5,227	VolitionRX Ltd	Barclays Bank	(209)
12,853	VolitionRX Ltd	Morgan Stanley	(514)
(5,435)	Vonage Holdings Corp	Bank of America Merrill Lynch	(1,794)
(6,702)	Vonage Holdings Corp	Barclays Bank	(469)
(8,633)	Vonage Holdings Corp	Goldman Sachs	(2,849)
(13,124)	Vonage Holdings Corp	HSBC	(14,699)
(45,659)	Vonage Holdings Corp	Morgan Stanley	(3,196)
14,894	Vontier Corp	Bank of America Merrill Lynch	14,149
(3,180)	Vontier Corp	Barclays Bank	(1,399)
(3,018)	Vontier Corp	HSBC	(1,811)
(32,957)	Vontier Corp	Morgan Stanley	(14,501)
2,427	Vor BioPharma Inc	Bank of America Merrill Lynch	4,733

保有高	銘柄	取引相手	未実現純評価 益/(損) (米ドル)
	米国(続き)		
1,177	Vor BioPharma Inc	Barclays Bank	1,142
1,134	Vor BioPharma Inc	Goldman Sachs	2,211
2,328	Vor BioPharma Inc	HSBC	(2,538)
454	Vor BioPharma Inc	Morgan Stanley	440
1,399	Vornado Realty Trust (REIT)	Barclays Bank	532
(2,498)	Vornado Realty Trust (REIT)	Goldman Sachs	(2,898)
(2,939)	Vornado Realty Trust (REIT)	HSBC	(2,263)
(4,365)	Vornado Realty Trust (REIT)	Morgan Stanley	(1,659)
7,758	VOXX International Corp	Bank of America Merrill Lynch	4,500
7,589	Voya Financial Inc	Bank of America Merrill Lynch	(22,995)
17,048	Voya Financial Inc	Barclays Bank	(13,809)
8,600	Voya Financial Inc	Goldman Sachs	(26,058)
20,271	Voya Financial Inc	HSBC	(61,016)
23,437	Voya Financial Inc	Morgan Stanley	(18,984)
(17,367)	Voyager Therapeutics Inc	Bank of America Merrill Lynch	4,863
(16,684)	Voyager Therapeutics Inc	Barclays Bank	(2,503)
(15,333)	Voyager Therapeutics Inc	Goldman Sachs	4,293
(12,864)	Voyager Therapeutics Inc	HSBC	(1,930)
(5,325)	Voyager Therapeutics Inc	Morgan Stanley	(799)
(6,477)	Vroom Inc	Bank of America Merrill Lynch	(26,297)
(1,816)	Vroom Inc	Barclays Bank	(200)
(9,122)	Vroom Inc	HSBC	(53,774)
6,769	VSE Corp	Bank of America Merrill Lynch	27,888
1,883	VSE Corp	Goldman Sachs	7,758
5,256	Vulcan Materials Co	Bank of America Merrill Lynch	(34,788)
4,816	Vulcan Materials Co	HSBC	(35,831)
7,626	Vulcan Materials Co	Morgan Stanley	(10,295)
(6,630)	Vuzix Corp	Barclays Bank	(6,962)
(8,953)	VYNE Therapeutics Inc	Barclays Bank	(3,581)
(14,105)	VYNE Therapeutics Inc	Goldman Sachs	(4,514)
3,066	W R Berkley Corp	Barclays Bank	(767)
415	W R Berkley Corp	Goldman Sachs	(589)
10,359	W R Berkley Corp	HSBC	(27,899)
21,120	W R Berkley Corp	Morgan Stanley	(3,249)
20,327	W&T Offshore Inc	Bank of America Merrill Lynch	(1,423)
19,014	W&T Offshore Inc	Barclays Bank	951
198,070	W&T Offshore Inc	Goldman Sachs	(13,865)
5,623	W&T Offshore Inc	HSBC	1,406
126,442	W&T Offshore Inc	Morgan Stanley	6,322
19,763	Wabash National Corp	Bank of America Merrill Lynch	(23,320)
42,242	Wabash National Corp	Goldman Sachs	(49,846)
30,610	Wabash National Corp	HSBC	(56,935)
(21,780)	Waitr Holdings Inc	Bank of America Merrill Lynch	653
(63,654)	Waitr Holdings Inc	Goldman Sachs	1,910
4,369	Walgreens Boots Alliance Inc	Bank of America Merrill Lynch	(11,534)

保有高	銘柄	取引相手	未実現純評価 益/(損) (米ドル)
	米国(続き)		
9,562	Walgreens Boots Alliance Inc	Goldman Sachs	(25,244)
8,767	Walgreens Boots Alliance Inc	HSBC	(3,085)
9,498	Walgreens Boots Alliance Inc	Morgan Stanley	(20,611)
569	Walker & Dunlop Inc	Bank of America Merrill Lynch	660
7,453	Walker & Dunlop Inc	Goldman Sachs	8,645
(2,623)	Walmart Inc	Barclays Bank	(708)
(1,729)	Walmart Inc	HSBC	(2,092)
(3,401)	Warner Music Group Corp 'A'	Bank of America Merrill Lynch	(510)
(14,099)	Warner Music Group Corp 'A'	Barclays Bank	(13,958)
(17,552)	Warner Music Group Corp 'A'	Goldman Sachs	(2,633)
(8,586)	Warner Music Group Corp 'A'	Morgan Stanley	(8,500)
(6,547)	Warrior Met Coal Inc	Bank of America Merrill Lynch	(5,830)
(27,022)	Warrior Met Coal Inc	Barclays Bank	(12,034)
(8,627)	Warrior Met Coal Inc	Goldman Sachs	(8,646)
(13,968)	Warrior Met Coal Inc	HSBC	(35,060)
(14,277)	Warrior Met Coal Inc	Morgan Stanley	(5,996)
13,216	Washington Federal Inc	Bank of America Merrill Lynch	(5,947)
24,926	Washington Federal Inc	Barclays Bank	(2,493)
42,472	Washington Federal Inc	Goldman Sachs	(19,112)
46,200	Washington Federal Inc	Morgan Stanley	(4,620)
19,790	Washington Real Estate Investment Trust (REIT)	Bank of America Merrill Lynch	17,217
74,238	Washington Real Estate Investment Trust (REIT)	Barclays Bank	25,241
19,934	Washington Real Estate Investment Trust (REIT)	Goldman Sachs	9,250
9,817	Washington Real Estate Investment Trust (REIT)	HSBC	8,136
14,111	Washington Trust Bancorp Inc	Barclays Bank	25,823
9,575	Washington Trust Bancorp Inc	Goldman Sachs	10,820
791	Washington Trust Bancorp Inc	HSBC	2,041
45,117	Washington Trust Bancorp Inc	Morgan Stanley	82,564
572	Waste Connections Inc	Bank of America Merrill Lynch	(309)
2,276	Waste Connections Inc	Barclays Bank	1,320
375	Waste Connections Inc	HSBC	(818)
14,627	Waste Connections Inc	Morgan Stanley	8,483
2,514	Waste Management Inc	Bank of America Merrill Lynch	2,350
(19,525)	Waste Management Inc	Goldman Sachs	16,206
2,767	Waste Management Inc	Goldman Sachs	735
(7,363)	Waste Management Inc	HSBC	18,997
(8,882)	Waste Management Inc	Morgan Stanley	3,819
219	Waters Corp	Bank of America Merrill Lynch	1,720
1,147	Waters Corp	Barclays Bank	5,792
399	Waters Corp	Goldman Sachs	5,311
(1,226)	Waters Corp	Goldman Sachs	(16,318)
(1,133)	Waters Corp	Morgan Stanley	(5,722)
(32,703)	Waterstone Financial Inc	Morgan Stanley	327

保有高	銘柄	取引相手	未実現純評価 益/(損) (米ドル)
	米国(続き)		
1,552	Watsco Inc	Bank of America Merrill Lynch	(6,474)
530	Watsco Inc	Barclays Bank	2,947
3,334	Watsco Inc	Goldman Sachs	(18,970)
314	Watsco Inc	HSBC	972
5,524	Watts Water Technologies Inc 'A'	Bank of America Merrill Lynch	497
6,738	Watts Water Technologies Inc 'A'	Barclays Bank	22,909
(788)	Watts Water Technologies Inc 'A'	Goldman Sachs	(71)
406	Watts Water Technologies Inc 'A'	HSBC	(1,255)
17,221	Watts Water Technologies Inc 'A'	Morgan Stanley	58,552
(423)	Watts Water Technologies Inc 'A'	Morgan Stanley	(1,438)
(12,530)	WaVe Life Sciences Ltd	Barclays Bank	(4,761)
(1,513)	Wayfair Inc 'A'	Barclays Bank	10,773
(1,100)	Wayfair Inc 'A'	Morgan Stanley	7,832
(4,223)	WD-40 Co	Bank of America Merrill Lynch	(7,348)
316	WD-40 Co	Bank of America Merrill Lynch	938
(2,794)	WD-40 Co	Barclays Bank	(10,170)
(2,045)	WD-40 Co	Goldman Sachs	(3,559)
240	WD-40 Co	Goldman Sachs	337
(2,903)	WD-40 Co	HSBC	(11,873)
(4,859)	WD-40 Co	Morgan Stanley	(16,680)
15,016	Webster Financial Corp	Barclays Bank	1,952
18,247	Webster Financial Corp	Goldman Sachs	(12,407)
12,265	Webster Financial Corp	Morgan Stanley	1,542
(5,220)	WEC Energy Group Inc	Bank of America Merrill Lynch	9,657
1,731	WEC Energy Group Inc	Barclays Bank	(110)
(1,631)	WEC Energy Group Inc	Goldman Sachs	3,017
1,575	WEC Energy Group Inc	Goldman Sachs	(113)
(8,952)	WEC Energy Group Inc	HSBC	47,893
2,940	WEC Energy Group Inc	HSBC	1,140
(36,028)	WEC Energy Group Inc	Morgan Stanley	52,241
(16,068)	Weingarten Realty Investors (REIT)	Bank of America Merrill Lynch	(9,858)
(90,720)	Weingarten Realty Investors (REIT)	Barclays Bank	(87,091)
(12,485)	Weingarten Realty Investors (REIT)	Goldman Sachs	(8,192)
(20,252)	Weingarten Realty Investors (REIT)	Morgan Stanley	(18,070)
17,305	Weis Markets Inc	Morgan Stanley	(14,017)
8,252	Welbilt Inc	Bank of America Merrill Lynch	32,018
21,905	Welbilt Inc	Barclays Bank	112,154
11,434	Wells Fargo & Co	Barclays Bank	5,488
(7,787)	Wells Fargo & Co	Barclays Bank	(3,738)
(788)	Wells Fargo & Co	Goldman Sachs	930
7,805	Welltower Inc (REIT)	Morgan Stanley	859
1,734	Wendy's Co	Bank of America Merrill Lynch	(35)
2,210	Wendy's Co	Barclays Bank	(66)
54,718	Wendy's Co	Goldman Sachs	(1,094)
44,276	Wendy's Co	Morgan Stanley	(1,328)

保有高	銘柄	取引相手	未実現純評価 益/(損) (米ドル)
	米国(続き)		
5,526	Werner Enterprises Inc	Bank of America Merrill Lynch	(3,260)
33,007	Werner Enterprises Inc	Barclays Bank	(15,787)
13,990	Werner Enterprises Inc	Goldman Sachs	(8,254)
7,152	Werner Enterprises Inc	HSBC	(6,580)
83,034	Werner Enterprises Inc	Morgan Stanley	(44,008)
4,571	WesBanco Inc	Bank of America Merrill Lynch	(3,565)
21,818	WesBanco Inc	Barclays Bank	(2,836)
53,220	WesBanco Inc	Goldman Sachs	(41,512)
28,319	WesBanco Inc	HSBC	13,876
18,747	WesBanco Inc	Morgan Stanley	(2,437)
(680)	WESCO International Inc	Barclays Bank	(932)
4,580	WESCO International Inc	Goldman Sachs	(10,351)
(4,451)	WESCO International Inc	Goldman Sachs	10,059
(136)	WESCO International Inc	Morgan Stanley	(65)
8,520	West BanCorp Inc	Bank of America Merrill Lynch	2,556
9,616	West BanCorp Inc	Goldman Sachs	2,885
1,920	West Pharmaceutical Services Inc	Barclays Bank	15,341
2,497	West Pharmaceutical Services Inc	Goldman Sachs	51,962
185	West Pharmaceutical Services Inc	HSBC	54
1,206	West Pharmaceutical Services Inc	Morgan Stanley	9,636
(1,664)	Westamerica BanCorp	Barclays Bank	383
(5,300)	Westamerica BanCorp	Goldman Sachs	5,724
(8,640)	Westamerica BanCorp	HSBC	6,221
(9,332)	Westamerica BanCorp	Morgan Stanley	2,146
4,893	Western Alliance Bancorp	Barclays Bank	7,193
(1,987)	Western Alliance Bancorp	HSBC	9,875
(6,289)	Western Alliance Bancorp	Morgan Stanley	(9,245)
2,735	Western Alliance Bancorp	Morgan Stanley	4,020
(65,967)	Western Asset Mortgage Capital Corp (REIT)	Bank of America Merrill Lynch	(7,916)
(24,823)	Western Asset Mortgage Capital Corp (REIT)	Goldman Sachs	(2,979)
(12,814)	Western Digital Corp	Bank of America Merrill Lynch	15,070
(9,900)	Western Digital Corp	Barclays Bank	(13,068)
(23,796)	Western Digital Corp	Goldman Sachs	(19,668)
(4,843)	Western Digital Corp	Morgan Stanley	(6,393)
(36,338)	Western New England Bancorp Inc	Bank of America Merrill Lynch	1,454
(5,658)	Western New England Bancorp Inc	Barclays Bank	(566)
(10,087)	Western New England Bancorp Inc	Goldman Sachs	403
(7,453)	Western Union Co	Barclays Bank	1,714
(10,929)	Western Union Co	HSBC	14,536
(4,095)	Westinghouse Air Brake Technologies Corp	Bank of America Merrill Lynch	(9,584)
(2,406)	Westinghouse Air Brake Technologies Corp	Barclays Bank	(4,086)
2,742	Westinghouse Air Brake Technologies Corp	Barclays Bank	5,100
(4,545)	Westinghouse Air Brake Technologies Corp	Goldman Sachs	(10,726)
(5,642)	Westinghouse Air Brake Technologies Corp	HSBC	(10,720)
(20,102)	Westinghouse Air Brake Technologies Corp	Morgan Stanley	(31,649)

保有高	銘柄	取引相手	未実現純評価 益 / (損) (米ドル)
	米国(続き)		
6,564	Westlake Chemical Corp	Bank of America Merrill Lynch	(27,109)
691	Westlake Chemical Corp	Barclays Bank	(87)
3,228	Westlake Chemical Corp	Goldman Sachs	(13,332)
2,866	Westlake Chemical Corp	HSBC	(4,418)
2,475	Westlake Chemical Corp	Morgan Stanley	-
(20,356)	Westrock Co	Bank of America Merrill Lynch	71,042
(11,612)	Westrock Co	Barclays Bank	(697)
(3,968)	Westrock Co	Goldman Sachs	13,848
9,782	Westwater Resources Inc	HSBC	4,304
18,357	Westwood Holdings Group Inc	Goldman Sachs	(11,198)
11,267	Westwood Holdings Group Inc	Morgan Stanley	(1,915)
3,277	WEX Inc	Bank of America Merrill Lynch	25,721
434	WEX Inc	Barclays Bank	872
330	WEX Inc	Goldman Sachs	2,653
(2,102)	WEX Inc	HSBC	862
350	WEX Inc	HSBC	(144)
(2,106)	WEX Inc	Morgan Stanley	(5,328)
1,191	WEX Inc	Morgan Stanley	3,013
(3,097)	Weyco Group Inc	Bank of America Merrill Lynch	3,716
(5,501)	Weyco Group Inc	Barclays Bank	6,436
(9,164)	Weyco Group Inc	Goldman Sachs	10,997
(2,718)	Weyerhaeuser Co (REIT)	Bank of America Merrill Lynch	299
(2,175)	Weyerhaeuser Co (REIT)	Barclays Bank	(1,762)
928	Weyerhaeuser Co (REIT)	HSBC	(2,626)
(39,487)	Weyerhaeuser Co (REIT)	Morgan Stanley	(31,984)
467	Whirlpool Corp	Bank of America Merrill Lynch	(3,937)
(1,149)	Whirlpool Corp	Bank of America Merrill Lynch	5,269
4,714	Whirlpool Corp	Barclays Bank	9,852
(4,337)	Whirlpool Corp	Barclays Bank	(9,064)
(1,359)	Whirlpool Corp	Goldman Sachs	11,456
(33)	White Mountains Insurance Group Ltd	Barclays Bank	115
(524)	White Mountains Insurance Group Ltd	Goldman Sachs	(1,747)
(180)	White Mountains Insurance Group Ltd	HSBC	3,761
(134)	White Mountains Insurance Group Ltd	Morgan Stanley	2,227
31,473	Whitestone REIT (REIT)	Bank of America Merrill Lynch	(16,681)
72,683	Whitestone REIT (REIT)	Barclays Bank	(10,176)
52,414	Whitestone REIT (REIT)	Goldman Sachs	(27,779)
64,165	Whitestone REIT (REIT)	HSBC	(57,749)
55,959	Whitestone REIT (REIT)	Morgan Stanley	(7,834)
(544)	Whiting Petroleum Corp	Bank of America Merrill Lynch	(3,862)
(11,278)	Whiting Petroleum Corp	Goldman Sachs	(80,074)
9,930	Whole Earth Brands Inc	Bank of America Merrill Lynch	3,972
16,999	Whole Earth Brands Inc	HSBC	(9,179)
38,299	Whole Earth Brands Inc	Morgan Stanley	1,915
7,098	WideOpenWest Inc	Bank of America Merrill Lynch	7,311

保有高	銘柄	取引相手	未実現純評価 益/(損) (米ドル)
	米国(続き)		
(7,926)	Willdan Group Inc	Barclays Bank	6,579
(2,890)	Willdan Group Inc	Goldman Sachs	7,283
(10,770)	Willdan Group Inc	HSBC	6,354
(14,989)	Willdan Group Inc	Morgan Stanley	12,441
(4,547)	Williams Cos Inc	Barclays Bank	773
(1,210)	Williams-Sonoma Inc	Bank of America Merrill Lynch	2,118
3,005	Williams-Sonoma Inc	Barclays Bank	13,823
3,142	Williams-Sonoma Inc	Morgan Stanley	14,453
(806)	Willis Lease Finance Corp	Goldman Sachs	(282)
(2,474)	Willis Lease Finance Corp	HSBC	3,934
(1,303)	Willis Lease Finance Corp	Morgan Stanley	1,955
(25)	Willis Towers Watson Plc	Barclays Bank	39
(109)	Willis Towers Watson Plc	Goldman Sachs	506
(710)	Willis Towers Watson Plc	Morgan Stanley	1,108
14,182	WillScot Mobile Mini Holdings Corp	Bank of America Merrill Lynch	17,018
8,064	WillScot Mobile Mini Holdings Corp	Barclays Bank	403
18,287	WillScot Mobile Mini Holdings Corp	Goldman Sachs	14,706
8,617	WillScot Mobile Mini Holdings Corp	HSBC	8,919
79,223	WillScot Mobile Mini Holdings Corp	Morgan Stanley	4,128
2,831	Wingstop Inc	Bank of America Merrill Lynch	26,810
1,661	Wingstop Inc	Barclays Bank	731
1,114	Wingstop Inc	Goldman Sachs	10,550
222	Wingstop Inc	HSBC	2,302
1,549	Wingstop Inc	Morgan Stanley	682
(2,401)	Winmark Corp	Bank of America Merrill Lynch	2,113
(4,226)	Winmark Corp	Barclays Bank	19,693
(1,863)	Winmark Corp	Goldman Sachs	1,639
(1,285)	Winmark Corp	HSBC	(386)
(195)	Winmark Corp	Morgan Stanley	909
(4,215)	Winnebago Industries Inc	Barclays Bank	(19,937)
6,147	Wintrust Financial Corp	Bank of America Merrill Lynch	(2,582)
11,817	Wintrust Financial Corp	Goldman Sachs	(4,963)
10,713	Wintrust Financial Corp	HSBC	22,390
91,885	WisdomTree Investments Inc	HSBC	4,594
22,081	WisdomTree Investments Inc	Morgan Stanley	(1,987)
(2,245)	Wix.com Ltd	Barclays Bank	(28,399)
711	Wix.com Ltd	Goldman Sachs	24,942
(568)	Wix.com Ltd	HSBC	12,343
(2,785)	Wolverine World Wide Inc	Bank of America Merrill Lynch	612
(26,605)	Wolverine World Wide Inc	Barclays Bank	4,789
(6,354)	Wolverine World Wide Inc	Goldman Sachs	10,276
(8,200)	Wolverine World Wide Inc	Morgan Stanley	1,476
2,770	Woodward Inc	Goldman Sachs	14,875
13,950	Woodward Inc	Morgan Stanley	65,007
92	Workday Inc 'A'	Bank of America Merrill Lynch	(499)

保有高	銘柄	取引相手	未実現純評価 益/(損) (米ドル)
	米国(続き)		
338	Workday Inc 'A'	Barclays Bank	(1,785)
(1,600)	Workday Inc 'A'	Barclays Bank	8,448
1,864	Workday Inc 'A'	Goldman Sachs	(1,469)
(3,260)	Workday Inc 'A'	Goldman Sachs	2,380
449	Workday Inc 'A'	HSBC	140
4,076	Workday Inc 'A'	Morgan Stanley	(21,521)
(557)	Workday Inc 'A'	Morgan Stanley	2,941
(11,093)	Workhorse Group Inc	Bank of America Merrill Lynch	(12,424)
(17,328)	Workhorse Group Inc	Barclays Bank	(18,368)
(1,398)	Workiva Inc	Bank of America Merrill Lynch	(6,990)
(4,830)	Workiva Inc	Barclays Bank	1,932
(10,045)	Workiva Inc	Goldman Sachs	(50,225)
(1,157)	Workiva Inc	HSBC	(6,942)
(12,520)	Workiva Inc	Morgan Stanley	5,008
(6,020)	World Acceptance Corp	Barclays Bank	(20,950)
(425)	World Acceptance Corp	Goldman Sachs	(2,852)
(197)	World Acceptance Corp	Morgan Stanley	(686)
11,735	World Fuel Services Corp	Bank of America Merrill Lynch	(10,877)
19,135	World Fuel Services Corp	Barclays Bank	(37,313)
9,284	World Fuel Services Corp	Goldman Sachs	(34,613)
1,661	World Fuel Services Corp	Morgan Stanley	(1,247)
(2,949)	World Wrestling Entertainment Inc 'A'	Bank of America Merrill Lynch	(5,721)
(4,194)	World Wrestling Entertainment Inc 'A'	Barclays Bank	5,393
(11,011)	World Wrestling Entertainment Inc 'A'	HSBC	964
(698)	World Wrestling Entertainment Inc 'A'	Morgan Stanley	1,452
3,068	Worthington Industries Inc	Bank of America Merrill Lynch	(10,493)
18,581	Worthington Industries Inc	Goldman Sachs	(63,547)
35,914	Worthington Industries Inc	Morgan Stanley	8,979
(13,813)	WP Carey Inc (REIT)	Bank of America Merrill Lynch	(22,239)
(3,125)	WP Carey Inc (REIT)	HSBC	(1,313)
(13,392)	WP Carey Inc (REIT)	Morgan Stanley	2,009
4,322	WP Carey Inc (REIT)	Morgan Stanley	(648)
(17,998)	WSFS Financial Corp	Goldman Sachs	8,639
548	WW Grainger Inc	Bank of America Merrill Lynch	(2,691)
423	WW Grainger Inc	Barclays Bank	909
4,347	WW Grainger Inc	Goldman Sachs	(21,344)
3,335	WW Grainger Inc	HSBC	(40,220)
298	WW Grainger Inc	Morgan Stanley	641
(8,850)	WW International Inc	Bank of America Merrill Lynch	(19,072)
(2,292)	WW International Inc	Barclays Bank	(3,644)
(8,175)	WW International Inc	Goldman Sachs	(17,617)
9,646	Wyndham Hotels & Resorts Inc	Bank of America Merrill Lynch	(675)
5,218	Wyndham Hotels & Resorts Inc	Barclays Bank	1,826
21,306	Wyndham Hotels & Resorts Inc	Goldman Sachs	(1,491)
117	Wyndham Hotels & Resorts Inc	HSBC	216

保有高	銘柄	取引相手	未実現純評価 益/(損) (米ドル)
	米国(続き)		
14,632	Wyndham Hotels & Resorts Inc	Morgan Stanley	5,121
1,117	Wynn Resorts Ltd	Bank of America Merrill Lynch	7,975
12,435	Wynn Resorts Ltd	Barclays Bank	29,968
3,563	Wynn Resorts Ltd	Goldman Sachs	25,440
1,820	Wynn Resorts Ltd	HSBC	11,175
1,800	Wynn Resorts Ltd	Morgan Stanley	4,338
9,744	X4 Pharmaceuticals Inc	Bank of America Merrill Lynch	19,585
7,804	X4 Pharmaceuticals Inc	Barclays Bank	8,584
7,084	X4 Pharmaceuticals Inc	Goldman Sachs	14,239
3,686	X4 Pharmaceuticals Inc	HSBC	5,529
6,224	X4 Pharmaceuticals Inc	Morgan Stanley	6,846
(21,459)	XBiotech Inc	Barclays Bank	(2,146)
(1,759)	XBiotech Inc	HSBC	(457)
21,628	Xcel Energy Inc	Bank of America Merrill Lynch	1,730
10,050	Xcel Energy Inc	Barclays Bank	(7,940)
10,568	Xcel Energy Inc	HSBC	(18,071)
23,944	Xcel Energy Inc	Morgan Stanley	(18,916)
(6,760)	Xencor Inc	Bank of America Merrill Lynch	1,829
(7,314)	Xenia Hotels & Resorts Inc (REIT)	Morgan Stanley	(6,656)
4,938	Xeris Pharmaceuticals Inc	Goldman Sachs	(1,778)
6,588	Xeris Pharmaceuticals Inc	HSBC	(922)
7,373	Xeris Pharmaceuticals Inc	Morgan Stanley	(1,106)
5,361	Xerox Holdings Corp	Bank of America Merrill Lynch	(4,610)
13,817	Xerox Holdings Corp	Barclays Bank	(6,080)
4,933	Xerox Holdings Corp	Goldman Sachs	(3,149)
948	Xerox Holdings Corp	HSBC	20
39,929	Xerox Holdings Corp	Morgan Stanley	(17,743)
(20,536)	XOMA Corp	Barclays Bank	616
(2,931)	XOMA Corp	Morgan Stanley	88
(4,927)	XPEL Inc	Bank of America Merrill Lynch	(25,620)
(1,441)	XPEL Inc	Barclays Bank	(7,320)
(2,579)	XPEL Inc	Goldman Sachs	(13,411)
(2,340)	Xperi Holding Corp	Bank of America Merrill Lynch	(1,287)
(10,735)	Xperi Holding Corp	Barclays Bank	(6,130)
(2,391)	Xperi Holding Corp	Goldman Sachs	(1,315)
(14,231)	Xperi Holding Corp	HSBC	(15,369)
(17,997)	Xperi Holding Corp	Morgan Stanley	(14,578)
2,232	XPO Logistics Inc	Bank of America Merrill Lynch	4,053
3,223	XPO Logistics Inc	Barclays Bank	5,398
2,178	XPO Logistics Inc	HSBC	4,291
(1,557)	XPO Logistics Inc	Morgan Stanley	(4,951)
1,907	Xylem Inc	Bank of America Merrill Lynch	1,106
3,680	Xylem Inc	Barclays Bank	8,170
14,975	Xylem Inc	HSBC	(25,158)
22,612	Xylem Inc	Morgan Stanley	50,199

保有高	銘柄	取引相手	未実現純評価 益/(損) (米ドル)
	米国(続き)		
(2,885)	Yandex NV 'A'	Morgan Stanley	(2,539)
(39,936)	Yellow Corp	Barclays Bank	(5,192)
(5,294)	Yellow Corp	Morgan Stanley	12
3,676	Yelp Inc	Bank of America Merrill Lynch	2,262
8,394	Yelp Inc	Barclays Bank	9,905
1,969	Yelp Inc	Goldman Sachs	2,476
10,281	Yelp Inc	Morgan Stanley	12,132
(2,243)	YETI Holdings Inc	Bank of America Merrill Lynch	(3,566)
(3,694)	YETI Holdings Inc	Barclays Bank	(443)
(3,844)	YETI Holdings Inc	Goldman Sachs	(6,112)
872	YETI Holdings Inc	Goldman Sachs	191
52,919	Yext Inc	Barclays Bank	69,213
2,981	Yext Inc	Goldman Sachs	5,604
9,983	Yext Inc	HSBC	18,932
45,438	Yext Inc	Morgan Stanley	84,969
5,725	Y-mAbs Therapeutics Inc	Bank of America Merrill Lynch	13,912
2,565	Y-mAbs Therapeutics Inc	Barclays Bank	359
1,759	Y-mAbs Therapeutics Inc	Goldman Sachs	4,274
5,748	Y-mAbs Therapeutics Inc	Morgan Stanley	805
(9,274)	York Water Co	Bank of America Merrill Lynch	(20,959)
(25,763)	York Water Co	Barclays Bank	(20,610)
(13,109)	York Water Co	Goldman Sachs	(29,626)
(3,117)	York Water Co	Morgan Stanley	(711)
(7,228)	Yum China Holdings Inc	Goldman Sachs	(30,213)
(851)	Yum China Holdings Inc	HSBC	(5,863)
(13,218)	Yum China Holdings Inc	Morgan Stanley	(33,045)
(33,002)	Yum! Brands Inc	Bank of America Merrill Lynch	(43,563)
(21,115)	Yum! Brands Inc	Barclays Bank	11,014
(26,003)	Yum! Brands Inc	Goldman Sachs	(34,324)
(212)	Yum! Brands Inc	HSBC	413
(1,517)	Yum! Brands Inc	Morgan Stanley	834
(3,554)	Yumanity Therapeutics Inc	Barclays Bank	(4,869)
(3,106)	Yumanity Therapeutics Inc	Morgan Stanley	(4,255)
(25,209)	ZAGG Inc*	Bank of America Merrill Lynch	(2,244)
(18,879)	ZAGG Inc*	Goldman Sachs	-
(10,414)	ZAGG Inc*	HSBC	(937)
136	Zebra Technologies Corp 'A'	Bank of America Merrill Lynch	2,045
1,248	Zebra Technologies Corp 'A'	Barclays Bank	(5,704)
1,013	Zebra Technologies Corp 'A'	Goldman Sachs	15,236
150	Zebra Technologies Corp 'A'	HSBC	1,697
1,459	Zebra Technologies Corp 'A'	Morgan Stanley	(6,668)
(9,640)	Zedge Inc 'B'	Barclays Bank	(11,375)
2,877	Zendesk Inc	Bank of America Merrill Lynch	12,688
1,348	Zendesk Inc	Barclays Bank	(350)
12,586	Zendesk Inc	Morgan Stanley	(3,272)

保有高	銘柄	取引相手	未実現純評価 益/(損) (米ドル)
	米国(続き)		
1,258	Zentalis Pharmaceuticals LLC	Morgan Stanley	(1,635)
1,891	Zillow Group Inc 'C'	Morgan Stanley	8,301
(8,026)	Zimmer Biomet Holdings Inc	Bank of America Merrill Lynch	(20,226)
(289)	Zimmer Biomet Holdings Inc	Barclays Bank	(136)
(626)	Zimmer Biomet Holdings Inc	HSBC	2,266
(891)	Zimmer Biomet Holdings Inc	Morgan Stanley	(419)
8,421	Zions Bancorp NA	Barclays Bank	2,947
(3,546)	Zions Bancorp NA	Goldman Sachs	8,475
(1,328)	Zions Bancorp NA	HSBC	1,381
29,814	Zions Bancorp NA	Morgan Stanley	10,435
(3,895)	Zions Bancorp NA	Morgan Stanley	(1,363)
(116,251)	ZIOPHARM Oncology Inc	Barclays Bank	1,163
(23,706)	Zix Corp	Barclays Bank	2,371
(12,963)	Zix Corp	Goldman Sachs	(389)
(17,091)	Zix Corp	HSBC	(5,555)
(40,433)	Zix Corp	Morgan Stanley	4,043
1,678	Zoetis Inc	Bank of America Merrill Lynch	10,756
1,102	Zoetis Inc	Barclays Bank	309
12,692	Zoetis Inc	Morgan Stanley	3,554
9,861	Zogenix Inc	Bank of America Merrill Lynch	(14,397)
16,590	Zogenix Inc	Barclays Bank	(2,323)
38,248	Zogenix Inc	Goldman Sachs	(49,481)
15,174	Zogenix Inc	HSBC	(17,905)
(1,359)	Zoom Video Communications Inc 'A'	Bank of America Merrill Lynch	(29,128)
(604)	Zoom Video Communications Inc 'A'	Barclays Bank	(6,022)
(542)	Zoom Video Communications Inc 'A'	Goldman Sachs	(8,653)
(2,182)	Zoom Video Communications Inc 'A'	HSBC	(89,587)
(609)	Zoom Video Communications Inc 'A'	Morgan Stanley	(6,072)
572	ZoomInfo Technologies Inc 'A'	Bank of America Merrill Lynch	1,449
(1,504)	ZoomInfo Technologies Inc 'A'	Barclays Bank	(1,459)
567	ZoomInfo Technologies Inc 'A'	Goldman Sachs	2,177
1,255	ZoomInfo Technologies Inc 'A'	HSBC	1,856
2,765	ZoomInfo Technologies Inc 'A'	Morgan Stanley	2,682
(17,339)	Zovio Inc	Barclays Bank	(2,254)
(26,573)	Zovio Inc	Morgan Stanley	(3,454)
115	Zscaler Inc	Bank of America Merrill Lynch	3,556
5,530	Zscaler Inc	Barclays Bank	109,494
796	Zscaler Inc	Goldman Sachs	21,414
9,510	Zscaler Inc	Morgan Stanley	198,741
3,607	Zumiez Inc	Barclays Bank	6,312
66,147	Zuora Inc 'A'	Bank of America Merrill Lynch	58,209
17,878	Zuora Inc 'A'	Barclays Bank	8,045
(10,617)	Zynerba Pharmaceuticals Inc	Barclays Bank	(10,617)
(2,515)	Zynerba Pharmaceuticals Inc	Goldman Sachs	(2,993)
(11,987)	Zynerba Pharmaceuticals Inc	HSBC	(18,100)

保有高	銘柄	取引相手	未実現純評価 益/(損) (米ドル)
	米国(続き)		
2,491	Zynex Inc	Barclays Bank	1,320
4,133	Zynex Inc	Goldman Sachs	5,786
7,124	Zynga Inc 'A'	Bank of America Merrill Lynch	4,987
16,899	Zynga Inc 'A'	Barclays Bank	7,605
(29,941)	Zynga Inc 'A'	Barclays Bank	(13,473)
8,234	Zynga Inc 'A'	Goldman Sachs	5,764
(52,267)	Zynga Inc 'A'	Goldman Sachs	(36,587)
80,398	Zynga Inc 'A'	HSBC	41,003
2,450	Zynga Inc 'A'	Morgan Stanley	1,103
(19,156)	Zynga Inc 'A'	Morgan Stanley	(8,620)
			<u>(2,925,274)</u>
	合計(基礎となるエクスポージャー総額 - 4,863,663,088米ドル)		<u>(2,417,136)</u>

* 注記2(a)に記載のとおり、公正価値調整の対象である有価証券。

0.5米ドル未満の金額は端数切捨てにより0と表示されている。

添付の注記は、これらの財務書類の不可分の一部である。

通貨	買予約	通貨	売予約	取引相手	期日	未実現純評価益/ (損) (米ドル)
デリバティブ金融商品						
未決済先渡為替予約						
ヘッジを使用したスイス・フラン建投資証券クラス						
CHF	452,939	USD	498,794	State Street Bank & Trust Company	15/6/2021	4,389
USD	20,005	CHF	17,986	State Street Bank & Trust Company	15/6/2021	22
						4,411
ヘッジを使用したユーロ建投資証券クラス						
EUR	269,269,745	USD	325,601,191	State Street Bank & Trust Company	15/6/2021	3,097,500
USD	6,987,591	EUR	5,723,029	State Street Bank & Trust Company	15/6/2021	1,467
						3,098,967
ヘッジを使用した英ポンド建投資証券クラス						
GBP	16,138	USD	22,456	State Street Bank & Trust Company	15/6/2021	411
USD	332	GBP	235	State Street Bank & Trust Company	15/6/2021	-
						411
ヘッジを使用した日本円建投資証券クラス						
JPY	19,809,328,206	USD	181,558,355	State Street Bank & Trust Company	15/6/2021	(864,966)
USD	6,570,423	JPY	715,458,412	State Street Bank & Trust Company	15/6/2021	44,275
						(820,691)
ヘッジを使用したスウェーデン・クローネ建投資証券クラス						
SEK	316,922,995	USD	37,761,564	State Street Bank & Trust Company	15/6/2021	463,007
USD	543,915	SEK	4,509,642	State Street Bank & Trust Company	15/6/2021	1
						463,008
合計(基礎となるエクスポージャー総額 - 562,219,201米ドル)						2,746,106

添付の注記は、これらの財務書類の不可分の一部である。

業種別内訳 2021年5月31日現在

	純資産比率 (%)
金融	73.57
政府	19.30
技術	0.82
素材	0.65
多角化事業	0.22
消費財、非循環型	0.11
コミュニケーション	0.06
消費財、循環型	0.01
投資有価証券 - 時価	94.74
その他の純資産	5.26
	100.00

添付の注記は、これらの財務書類の不可分の一部である。

ブラックロック・ICS・USTレジャーリー・ファンド

要約損益計算書（未監査）

2021年3月31日に終了した会計期間

	注記	2021年3月31日に 終了した会計期間	2020年3月31日に 終了した会計期間
		千米ドル	千米ドル
営業収益		17,247	114,639
金融商品に係る純利益		136	111
投資収益合計		17,383	114,750
営業費用		(8,829)	(11,511)
金融資産のネガティブ・イールド		(6,369)	-
純営業利益		2,185	103,239
財務費用：			
償還可能投資証券保有者への分配金	5	(2,149)	(99,813)
財務費用合計		(2,149)	(99,813)
純利益		36	3,426
償還可能投資証券保有者に帰属する純資産の増加		36	3,426

本要約損益計算書に計上された損益以外で当会計期間に認識された損益はない。

添付の注記は、これらの財務書類の不可分の一部である。

ブラックロック・ICS・USTレジャーリー・ファンド

償還可能投資証券保有者に帰属する要約純資産変動計算書（未監査）

2021年3月31日に終了した会計期間

	2021年3月31日に 終了した会計期間	2020年3月31日に 終了した会計期間
	千米ドル	千米ドル
期首純資産	21,281,310	14,146,140
償還可能投資証券保有者に帰属する純資産の増加	36	3,426
投資証券取引：		
償還可能投資証券の発行	79,180,133	69,747,935
償還可能投資証券の買戻	(81,314,431)	(60,032,664)
分配金再投資額	1,839	50,078
投資証券取引による純資産の増加 / (減少)	(2,132,459)	9,765,349
期末純資産	19,148,887	23,914,915

添付の注記は、これらの財務書類の不可分の一部である。

ブラックロック・ICS・USTレジャー・ファンド

要約貸借対照表（未監査）

2021年3月31日現在

	注記	2021年3月31日現在	2020年9月30日現在
		千米ドル	千米ドル
流動資産			
現金		604,671	791,865
未収金		1,229	6,207
損益を通じて公正価値で測定する金融資産	4	19,403,915	20,519,603
流動資産合計		20,009,815	21,317,675
流動負債			
未払金		860,928	36,365
流動負債合計		860,928	36,365
償還可能投資証券保有者に帰属する純資産	8	19,148,887	21,281,310

添付の注記は、これらの財務書類の不可分の一部である。

ブラックロック・ICS・USTレジャリー・ファンド

投資有価証券明細表 2021年3月31日現在(未監査)

保有高	通貨	銘柄	公正価値 (千米ドル)	純資産比率 (%)
債券				
国債(2020年9月30日:71.03%)				
米国(2020年9月30日:71.03%)				
393,305,000	USD	US Cash Management Bill, 0.00%, 06/07/2021	393,222	2.05
213,700,000	USD	US Cash Management Bill, 0.00%, 13/07/2021	213,668	1.12
292,480,000	USD	US Cash Management Bill, 0.00%, 27/07/2021	292,451	1.53
100,000,000	USD	US Treasury, 2.88%, 15/11/2021	101,728	0.53
3,900,000	USD	US Treasury, 2.50%, 15/02/2022	3,982	0.02
3,965,000	USD	US Treasury, 1.75%, 28/02/2022	4,025	0.02
3,965,000	USD	US Treasury, 0.38%, 31/03/2022	3,976	0.02
220,849,700	USD	US Treasury, FRN, 0.16%, 30/04/2021	220,868	1.15
160,000,000	USD	US Treasury, FRN, 0.17%, 31/01/2022	160,189	0.84
337,000,000	USD	US Treasury Bill, 0.00%, 01/04/2021	337,000	1.76
775,000,000	USD	US Treasury Bill, 0.00%, 06/04/2021	774,997	4.05
450,000,000	USD	US Treasury Bill, 0.00%, 08/04/2021	449,998	2.35
671,700,000	USD	US Treasury Bill, 0.00%, 13/04/2021	671,693	3.51
673,480,000	USD	US Treasury Bill, 0.00%, 15/04/2021	673,469	3.52
731,640,000	USD	US Treasury Bill, 0.00%, 20/04/2021	731,629	3.82
925,000,000	USD	US Treasury Bill, 0.00%, 22/04/2021	924,984	4.83
570,875,000	USD	US Treasury Bill, 0.00%, 29/04/2021	570,826	2.98
387,345,000	USD	US Treasury Bill, 0.00%, 04/05/2021	387,333	2.02
975,000,000	USD	US Treasury Bill, 0.00%, 06/05/2021	974,912	5.09
504,125,000	USD	US Treasury Bill, 0.00%, 11/05/2021	504,077	2.63
350,000,000	USD	US Treasury Bill, 0.00%, 13/05/2021	349,994	1.83
144,235,000	USD	US Treasury Bill, 0.00%, 20/05/2021	144,204	0.75
450,000,000	USD	US Treasury Bill, 0.00%, 25/05/2021	449,988	2.35
690,335,000	USD	US Treasury Bill, 0.00%, 01/06/2021	690,269	3.60
148,295,000	USD	US Treasury Bill, 0.00%, 10/06/2021	148,282	0.77
325,000,000	USD	US Treasury Bill, 0.00%, 17/06/2021	324,969	1.70
412,805,000	USD	US Treasury Bill, 0.00%, 24/06/2021	412,788	2.16
830,000,000	USD	US Treasury Bill, 0.00%, 01/07/2021	829,891	4.33
54,555,000	USD	US Treasury Bill, 0.00%, 15/07/2021	54,530	0.28
330,660,000	USD	US Treasury Bill, 0.00%, 05/08/2021	330,579	1.73
349,575,000	USD	US Treasury Bill, 0.00%, 12/08/2021	349,486	1.83
125,160,000	USD	US Treasury Bill, 0.00%, 19/08/2021	125,131	0.65
47,955,000	USD	US Treasury Bill, 0.00%, 09/09/2021	47,925	0.25
114,353,600	USD	US Treasury Bill, 0.00%, 04/11/2021	114,261	0.60
326,110,000	USD	US Treasury Bill, 0.00%, 02/12/2021	325,861	1.70
5,185,000	USD	US Treasury Bill, 0.00%, 30/12/2021	5,181	0.03
255,741,700	USD	US Treasury Bill, 0.00%, 27/01/2022	255,549	1.33
米国合計			13,353,915	69.73
国債に対する投資合計			13,353,915	69.73
債券に対する投資合計			13,353,915	69.73

保有高	通貨	取引相手	金利	期日	公正価値 (千米ドル)	純資産比率 (%)
リバースレポ取引 ¹ (2020年9月30日:25.39%)						
米国(2020年9月30日:25.39%)						
700,000,000	USD	Barclays Capital, Inc.	0.01%	01/04/2021	700,000	3.66
945,000,000	USD	BNP Paribas SA	0.01%	01/04/2021	945,000	4.93
5,000,000	USD	BNP Paribas SA	0.01%	01/04/2021	5,000	0.03
250,000,000	USD	BofA Securities, Inc.	0.01%	01/04/2021	250,000	1.31
10,000,000	USD	BofA Securities, Inc.	0.01%	01/04/2021	10,000	0.05
500,000,000	USD	Citigroup Global Markets, Inc.	0.01%	01/04/2021	500,000	2.61
50,000,000	USD	Citigroup Global Markets, Inc.	0.01%	01/04/2021	50,000	0.26
100,000,000	USD	Credit Agricole Corporate and Investment Bank	0.01%	01/04/2021	100,000	0.52
450,000,000	USD	Credit Suisse AG	0.01%	01/04/2021	450,000	2.35
574,146,078	USD	JP Morgan Chase Bank	0.01%	01/04/2021	574,146	3.00
524,509,804	USD	JP Morgan Chase Bank	0.01%	01/04/2021	524,510	2.74
117,154,412	USD	JP Morgan Chase Bank	0.01%	01/04/2021	117,154	0.61
106,841,000	USD	JP Morgan Chase Bank	0.01%	01/04/2021	106,841	0.56
73,529,412	USD	JP Morgan Chase Bank	0.01%	01/04/2021	73,530	0.38
48,897,059	USD	JP Morgan Chase Bank	0.01%	01/04/2021	48,897	0.26
35,583,333	USD	JP Morgan Chase Bank	0.01%	01/04/2021	35,583	0.19
19,338,971	USD	JP Morgan Chase Bank	0.01%	01/04/2021	19,339	0.10
775,000,000	USD	Societe Generale SA	0.01%	01/04/2021	775,000	4.05
765,000,000	USD	TD Securities (USA) LLC	0.01%	01/04/2021	765,000	3.99
米国合計					6,050,000	31.60
リバースレポ取引に対する投資合計					6,050,000	31.60
損益を通じて公正価値で測定する金融資産合計					19,403,915	101.33
現金					604,671	3.16
その他の資産および負債					(859,699)	(4.49)
償還可能投資証券保有者に帰属する純資産					19,148,887	100.00
資産合計額の内訳						資産合計に 対する割合 (%)
公認の証券取引所に上場されている譲渡可能な有価証券合計						2.47
その他の規制市場で取引されている譲渡可能な有価証券						94.50
その他の資産						3.03
資産合計						100.00

¹ 担保として保有する有価証券は6,128,853,000米ドルであった。

2【ファンドの現況】

【純資産額計算書】(2021年12月末現在)

「ブラックロック・アメリカ大陸ロング・ショート・ファンド(ダイワ投資一任専用)」

資産総額	1,437,482,990円
負債総額	1,176,924円
純資産総額(-)	1,436,306,066円
発行済数量	1,372,489,431口
1 単位当たり純資産額(/)	1.0465円

(参考情報)

「アメリカズ・ロングショート・マザーファンド」

資産総額	1,880,516,160円
負債総額	25,946,867円
純資産総額(-)	1,854,569,293円
発行済数量	1,367,550,097口
1 単位当たり純資産額(/)	1.3561円

第4【内国投資信託受益証券事務の概要】

- 1 受益証券の名義書換え等
該当事項はありません。
- 2 受益者名簿の閉鎖の時期
受益者名簿は作成していません。
- 3 投資者に対する特典
該当事項はありません。
- 4 内国投資信託受益証券の譲渡制限の内容
ファンド受益証券の譲渡制限は設けておりません。
- 5 受益証券の再発行
投資者は、委託会社がやむを得ない事情等により受益証券を発行する場合を除き、無記名式受益証券から記名式受益証券への変更の請求、記名式受益証券から無記名式受益証券への変更の請求、受益証券の再発行の請求を行なわないものとします。
- 6 受益権の譲渡
投資者は、その保有する受益権を譲渡する場合には、当該投資者の譲渡の対象とする受益権が記載または記録されている振替口座簿に係る振替機関等に振替の申請をするものとします。
申請のある場合には、の振替機関等は、当該譲渡に係る譲渡人の保有する受益権の口数の減少および譲受人の保有する受益権の口数の増加につき、その備える振替口座簿に記載または記録するものとします。ただし、の振替機関等が振替先口座を開設したものでない場合には、譲受人の振替先口座を開設した他の振替機関等（当該他の振替機関等の上位機関を含みます。）に社振法の規定にしたがい、譲受人の振替先口座に受益権の口数の増加の記載または記録が行なわれるよう通知するものとします。
の振替について、委託会社は、当該投資者の譲渡の対象とする受益権が記載または記録されている振替口座簿に係る振替機関等と譲受人の振替先口座を開設した振替機関等が異なる場合等において、委託会社が必要と認めたときまたはやむをえない事情があると判断したときは、振替停止日や振替停止期間を設けることができます。
- 7 受益権の譲渡の対抗要件
受益権の譲渡は、振替口座簿への記載または記録によらなければ、委託会社および受託会社に対抗することができません。
- 8 受益権の再分割
委託会社は、受益権の再分割を行いません。ただし、受託会社と協議のうえ、社振法に定めるところにしたがい、一定日現在の受益権を均等に再分割できるものとします。
- 9 償還金
償還金は、償還日において振替機関等の振替口座簿に記載または記録されている投資者（償還日以前において換金が行なわれた受益権に係る投資者を除きます。また、当該償還日以前に設定された受益権で購入代金支払前のため販売会社の名義で記載または記録されている受益権については原則として投資者とします。）に支払います。なお、当該投資者は、その口座が開設されている振替機関等に対して委託会社がこの信託の償還をするのと引き換えに、当該償還に係る受益権の口数と同口数の抹消の申請を行なうものとし、社振法の規定にしたがい当該振替機関等の口座において当該口数の減少の記載または記録が行なわれます。また、受益証券を保有している投資者に対しては、償還金は、信託終了日後1ヵ月以内の委託会社の指定する日から受益証券と引き換えに当該投資者に支払います。

10 質権口記載または記録の受益権の取り扱いについて

振替機関等の振替口座簿の質権口に記載または記録されている受益権にかかる収益分配金の支払い、換金の申込の受付け、換金代金および償還金の支払い等については、約款の規定によるほか、民法その他の法令等にしたがって取り扱われます。

第三部【委託会社等の情報】

第1【委託会社等の概況】

1【委託会社等の概況】

(1) 資本金の額等

資本金 3,120百万円

発行する株式の総数 36,000株

発行済株式の総数 15,000株

直近5カ年における主な資本金の額の増減

2017年12月7日付で、資本金を2,435百万円から3,120百万円に増額しました。

(2) 委託会社の機構

経営の意思決定機構

<株主総会>

株主により構成される会社における最高の意思決定機関として、取締役の選任、利益処分の承認、定款の変更等、会社法および定款の定めにしたがって重要事項の決定を行ないます。

<取締役会>

取締役により構成され、当社の業務執行を決定し、その執行について監督します。

<エグゼクティブ委員会他各委員会>

当社における適切な経営戦略の構築、業務執行体制の構築および業務運営の推進を目的として、エグゼクティブ委員会を設置します。また、その他各種委員会を設置し、業務の能率的運営および責任体制の確立を図っています。

運用の意思決定機構

投資委員会

・投資委員会にて運用にかかる投資方針、パフォーマンスおよびリスク管理に関する重要事項を審議します。

運用担当部署

・各運用担当部署では、投資委員会の決定にしたがい、ファンドの個別の運用計画を策定し、各部署の投資プロセスを通して運用を行ないます。

ポートフォリオ・マネジャー

・ポートフォリオ・マネジャーは、策定された運用計画に基づき、個別銘柄を選択し売買に関する指図を行ないます。

リスク管理

・委託会社ではリスク管理を重視しており、独自開発のシステムを用いてリスク管理を行なっております。具体的には、運用担当部門から独立したリスク管理担当部門においてファンドの投資リスクおよび流動性リスクの計測・分析、投資・流動性制限のモニタリングなどを行なうことにより、ファンドの投資リスク（流動性リスクを含む）が運用方針に合致していることを確認し、その結果を運用担当部門にフィードバックするほか、社内関係者で共有しております。また、委託会社の業務に関するリスクについて社内規程を定めて管理を行なっております。

2【事業の内容及び営業の概況】

投信法に定める投資信託委託会社である委託会社は、証券投資信託の設定を行なうとともに金融商品取引法に定める金融商品取引業者としてその運用(投資運用業)を行なっています。また、金融商品取引法に定める投資助言業務、第一種金融商品取引業務および第二種金融商品取引業務等を行なっています。

委託会社の運用する証券投資信託は2021年12月末現在、以下の通りです(親投資信託を除きます。)

種類	本数(本)	純資産総額(百万円)
追加型株式投資信託	174	10,497,103
単位型株式投資信託	60	460,070
合計	234	10,957,173

3【委託会社等の経理状況】

1. 財務諸表の作成方法について

委託会社であるブラックロック・ジャパン株式会社(以下「当社」という。)の財務諸表は、「財務諸表等の用語、様式及び作成方法に関する規則」(1963年大蔵省令第59号。)第2条及び「金融商品取引業等に関する内閣府令」(2007年8月6日内閣府令第52号。)に基づいて作成しております。

2. 監査証明について

当社は、金融商品取引法第193条の2第1項の規定に基づき、第34期事業年度(自2020年1月1日 至2020年12月31日)の財務諸表について有限責任監査法人トーマツによる監査を受けております。

3. 財務諸表に記載している金額については、百万円未満の端数を切り捨てて表示しております。

(1)【貸借対照表】

(単位：百万円)

	第33期 (2019年12月31日現在)	第34期 (2020年12月31日現在)
資産の部		
流動資産		
現金・預金	20,388	17,786
立替金	26	29
前払費用	175	190
未収入金	2 9	3
未収委託者報酬	1,696	1,756
未収運用受託報酬	2,268	2,166
未収収益	2 1,327	872
その他流動資産	0	0
流動資産計	25,892	22,805
固定資産		
有形固定資産		
建物附属設備	1 1,240	1,002
器具備品	1 475	480
有形固定資産計	1,716	1,482
無形固定資産		
ソフトウェア	5	6
無形固定資産計	5	6
投資その他の資産		
投資有価証券	49	142
長期差入保証金	1,120	1,122
前払年金費用	800	899
長期前払費用	45	34
繰延税金資産	824	888
投資その他の資産計	2,839	3,088
固定資産計	4,561	4,577
資産合計	30,454	27,383

	第33期 (2019年12月31日現在)	第34期 (2020年12月31日現在)
負債の部		
流動負債		
預り金	94	121
未払金	2	
未払収益分配金	4	4
未払償還金	74	74
未払手数料	487	444
その他未払金	908	1,508
未払費用	2	
未払消費税等	117	210
未払法人税等	363	343
前受金	97	84
賞与引当金	2,017	1,987
役員賞与引当金	139	195
早期退職慰労引当金	10	-
流動負債計	4,967	5,835
固定負債		
退職給付引当金	67	69
資産除去債務	782	783
固定負債計	850	853
負債合計	5,818	6,688
純資産の部		
株主資本		
資本金	3,120	3,120
資本剰余金		
資本準備金	3,001	3,001
その他資本剰余金	3,846	3,846
資本剰余金合計	6,847	6,847
利益剰余金		
利益準備金	336	336
その他利益剰余金		
繰越利益剰余金	14,330	10,386
利益剰余金合計	14,666	10,723
株主資本合計	24,634	20,691
評価・換算差額等		
その他有価証券評価差額金	1	3
評価・換算差額等合計	1	3
純資産合計	24,636	20,694
負債・純資産合計	30,454	27,383

(2)【損益計算書】

(単位：百万円)

		第33期 (自 2019年1月1日 至 2019年12月31日)	第34期 (自 2020年1月1日 至 2020年12月31日)
営業収益			
委託者報酬		5,643	5,605
運用受託報酬	1	7,545	7,342
その他営業収益	1	13,290	12,092
営業収益計		26,480	25,041
営業費用			
支払手数料		1,632	1,405
広告宣伝費		167	127
調査費			
調査費		381	352
委託調査費	1	3,587	3,346
調査費計		3,968	3,698
委託計算費		82	85
営業雑経費			
通信費		53	64
印刷費		82	82
諸会費		43	49
営業雑経費計		178	195
営業費用計		6,029	5,512
一般管理費			
給料			
役員報酬		482	601
給料・手当		4,441	4,691
賞与		2,343	2,384
給料計		7,268	7,678
退職給付費用		308	331
福利厚生費		977	1,028
事務委託費	1	2,339	2,701
交際費		57	16
寄付金		2	1
旅費交通費		233	60
租税公課		257	246
不動産賃借料		875	905
水道光熱費		76	60
固定資産減価償却費		404	428
資産除去債務利息費用		0	0
諸経費		312	390
一般管理費計		13,114	13,851
営業利益		7,335	5,677

	第33期 (自 2019年1月1日 至 2019年12月31日)	第34期 (自 2020年1月1日 至 2020年12月31日)
営業外収益		
その他	1	5
営業外収益計	1	5
営業外費用		
為替差損	32	20
固定資産除却損	3	0
その他	0	-
営業外費用計	36	20
経常利益	7,300	5,662
特別利益		
特別利益計	-	-
特別損失		
特別退職金	36	-
特別損失計	36	-
税引前当期純利益	7,263	5,662
法人税、住民税及び事業税	2,338	1,970
法人税等調整額	22	64
当期純利益	4,902	3,756

(3)【株主資本等変動計算書】

第33期（自 2019年1月1日 至 2019年12月31日）

（単位：百万円）

	株主資本							評価・換算差額等		純資産 合計	
	資本金	資本剰余金			利益剰余金			株主資本 合計	その他 有価証券 評価差額金		評価・換算 差額等合計
		資本 準備金	その他資本 剰余金	資本 剰余金 合計	利益 準備金	その他利益 剰余金 繰越利益 剰余金	利益剰余金 合計				
2019年1月1日残高	3,120	3,001	3,846	6,847	336	17,127	17,464	27,432	0	0	27,431
当期変動額											
剰余金の配当						7,700	7,700	7,700			7,700
当期純利益						4,902	4,902	4,902			4,902
株主資本以外の項目の 当期変動額（純額）									1	1	1
当期変動額合計	-	-	-	-	-	2,797	2,797	2,797	1	1	2,795
2019年12月31日残高	3,120	3,001	3,846	6,847	336	14,330	14,666	24,634	1	1	24,636

第34期（自 2020年1月1日 至 2020年12月31日）

（単位：百万円）

	株主資本							評価・換算差額等		純資産 合計	
	資本金	資本剰余金			利益剰余金			株主資本 合計	その他 有価証券 評価差額金		評価・換算 差額等合計
		資本 準備金	その他資本 剰余金	資本 剰余金 合計	利益 準備金	その他利益 剰余金 繰越利益 剰余金	利益剰余金 合計				
2020年1月1日残高	3,120	3,001	3,846	6,847	336	14,330	14,666	24,634	1	1	24,636
当期変動額											
剰余金の配当						7,700	7,700	7,700			7,700
当期純利益						3,756	3,756	3,756			3,756
株主資本以外の項目の 当期変動額（純額）									1	1	1
当期変動額合計	-	-	-	-	-	3,943	3,943	3,943	1	1	3,942
2020年12月31日残高	3,120	3,001	3,846	6,847	336	10,386	10,723	20,691	3	3	20,694

注 記 事 項

【重要な会計方針】

1. 有価証券の評価基準及び評価方法

有価証券

その他有価証券

時価のあるもの

決算日の市場価格等に基づく時価法(評価差額は、全部純資産直入法により処理し、売却原価は、移動平均法により算定)を採用しております。

2. デリバティブ取引等の評価基準及び評価方法

時価法を採用しております。

3. 固定資産の減価償却方法

(1) 有形固定資産

定額法により償却しております。なお、主な耐用年数は建物附属設備6～18年、器具備品2～15年であります。

(2) 無形固定資産

自社利用のソフトウェアの減価償却方法については、社内における利用可能期間(5年)に基づく定額法によっております。

4. 引当金の計上基準

(1) 貸倒引当金の計上方法

債権の貸倒損失に備えるため、貸倒懸念債権等特定の債権については個別に回収可能性を検討し、回収不能見込額を計上しております。

(2) 退職給付引当金の計上方法

旧退職金制度

適格退職年金制度移行日現在在籍していた従業員については、旧退職金制度に基づく給付額を保証しているため、期末現在の当該給付額と年金制度に基づく給付額との差額を引当て計上しております。

確定拠出年金制度

確定拠出年金制度(DC)による退職年金制度を有しております。

確定給付年金制度

キャッシュ・バランス型の年金制度(CB)の退職年金制度を有しております。CBには、一定の利回り保証を付しており、これの将来の支払に備えるため、確定給付型の会計基準に準じた会計処理方法により引当金を計上しております。

退職給付債務の算定にあたり、退職給付見込額を当期までの期間に帰属させる方法については、ポイント基準によっております。

過去勤務債務は、その発生時の従業員の平均残存勤務期間以内の一定の年数(9年)による定額法により費用処理しております。

数理計算上の差異は各事業年度の発生時における従業員の平均残存勤務期間以内の一定の年数(9年)による定額法により按分した額をそれぞれ発生翌事業年度から費用処理または費用から控除することとしております。

(3) 賞与引当金の計上方法

従業員の賞与の支払に備えて、賞与支給見込額の当事業年度負担額を計上しております。

(4) 役員賞与引当金の計上方法

役員の賞与の支払に備えて、賞与支給見込額の当事業年度負担額を計上しております。

(5) 早期退職慰労引当金の計上方法

早期退職慰労の支払に備えて、早期退職慰労支給見込額の当事業年度負担額を計上しております。

5. 外貨建の資産又は負債の本邦通貨への換算基準

外貨建金銭債権債務は、期末の直物為替相場により円貨に換算し、換算差額は損益として処理しております。

6. その他財務諸表作成のための基本となる重要な事項

(1) 消費税等の処理方法

消費税等の会計処理は、税抜方式によっております。

(2) 連結納税制度の適用

親会社であるブラックロック・ジャパン・ホールディングス合同会社を連結納税親会社として、連結納税制度を適用しております。

(3) 連結納税制度からグループ通算制度への移行に係る税効果会計の適用

当社は、「所得税法等の一部を改正する法律」(令和2年法律第8号)において創設されたグループ通算制度への移行及びグループ通算制度への移行にあわせて単体納税制度の見直しが行われた項目については、「連結納税制度からグループ通算制度への移行に係る税効果会計の適用に関する取扱い」(実務対応報告第39号 2020年3月31日)第3項の取扱いにより、「税効果会計に係る会計基準の適用指針」(企業会計基準適用指針第28号 2018年2月16日)第44項の定めを適用せず、繰延税金資産及び繰延税金負債の額について、改正前の税法の規定に基づいております。

(会計方針の変更)**(金銭債権と金銭債務の相殺表示に関わる会計方針の変更)**

当社は、当社グループ会社間の債権債務を含む金銭債権及び金銭債務を従来総額で表示しておりましたが、グループ会社間でのマスター・ネットリング契約締結を契機に見直しを行った結果、「金融商品会計に関する実務指針」(日本公認会計士協会 会計制度委員会報告第14号)第140項に基づき、金銭債権と金銭債務を相殺表示の方が当社の財政状態をより適切に表示できると判断し、当事業年度から相殺表示する方法へ変更しております。

前事業年度末の財務諸表等については、当該変更に伴う組替えを行っております。この結果、遡及修正を行う前と比べて、前事業年度末の未収入金、金銭債権である未収収益、その他未払金及び金銭債務である未払費用が、それぞれ20百万円、505百万円、77百万円及び449百万円減少しています。

(未適用の会計基準等)

「収益認識に関する会計基準」(企業会計基準第29号 2020年3月31日)

「収益認識に関する会計基準の適用指針」(企業会計基準適用指針第30号 2020年3月31日)

(1) 概要

収益認識に関する包括的な会計基準であります。収益は、次の5つのステップを適用し認識されます。

ステップ1：顧客との契約を識別する。

ステップ2：契約における履行義務を識別する。

ステップ3：取引価格を算定する。

ステップ4：契約における履行義務に取引価格を配分する。

ステップ5：履行義務を充足したときに又は充足するにつれて収益を認識する。

(2) 適用予定日

2022年12月期の期首より適用予定であります。

(3) 当該会計基準等の適用による影響

影響額は、当財務諸表の作成時において評価中であります。

「時価の算定に関する会計基準」(企業会計基準30号 2019年7月4日)

「時価の算定に関する会計基準の適用指針」(企業会計基準適用指針第31号 2019年7月4日)

「金融商品に関する会計基準」(企業会計基準第10号 2019年7月4日)

「金融商品の時価等の開示に関する適用指針」(企業会計基準適用指針第19号 2020年3月31日)

(1) 概要

国際的な会計基準の定めとの比較可能性を向上させるため、「時価の算定に関する会計基準」及び「時価の算定に関する会計基準の適用指針」(以下「時価算定会計基準等」という。)が開発され、時価の算定方法に関するガイダンス等が定められました。時価算定会計基準等は次の項目の時価に適用されます。

- ・「金融商品に関する会計基準」における金融商品

また「金融商品の時価等の開示に関する適用指針」が改訂され、金融商品の時価のレベルごとの内訳等の注記事項が定められました。

(2) 適用予定日

2022年12月期の期首より適用予定であります。

(3) 当該会計基準等の適用による影響

影響額は、当財務諸表の作成時において評価中であります。

(貸借対照表関係)

1 有形固定資産の減価償却累計額

	前事業年度 (2019年12月31日)	当事業年度 (2020年12月31日)
建物附属設備	1,769 百万円	2,010 百万円
器具備品	1,104 百万円	1,290 百万円

2 関係会社に対する資産及び負債

各科目に含まれているものは次のとおりであります。

	前事業年度 (2019年12月31日)	当事業年度 (2020年12月31日)
未収入金	3 百万円	- 百万円
未収収益	579 百万円	185 百万円
その他未払金	894 百万円	1,496 百万円
未払費用	182 百万円	89 百万円

3 当社は、運転資金の効率的な調達を行うため取引銀行2行と当座貸越契約を締結しております。これら契約に基づく事業年度末の借入未実行残高は次のとおりであります。

	前事業年度 (2019年12月31日)	当事業年度 (2020年12月31日)
当座貸越極度額	1,000 百万円	1,000 百万円
借入実行残高	-	-
差引額	1,000 百万円	1,000 百万円

(損益計算書関係)

1 関係会社に対する営業収益及び営業費用

各科目に含まれているものは次のとおりであります。

	前事業年度 (自 2019年1月1日 至 2019年12月31日)	当事業年度 (自 2020年1月1日 至 2020年12月31日)
運用受託報酬	225 百万円	247 百万円
その他営業収益	5,554 百万円	5,052 百万円
委託調査費	698 百万円	763 百万円
事務委託費	954 百万円	851 百万円

(株主資本等変動計算書関係)

前事業年度 (自 2019年1月1日 至 2019年12月31日)

1. 発行済株式に関する事項

	前事業年度期首	増加	減少	前事業年度末
普通株式(株)	15,000	-	-	15,000

2. 自己株式に関する事項

該当事項はありません。

3. 新株予約権及び自己新株予約権に関する事項

該当事項はありません。

4. 配当に関する事項

(1) 配当金支払額

決議	株式の種類	配当金の総額 (百万円)	1株当たり 配当額(円)	基準日	効力発生日
2019年3月28日 株主総会決議	普通株式	7,700	513,333	2018年12月31日	2019年3月29日

当事業年度 (自 2020年1月1日 至 2020年12月31日)

1. 発行済株式に関する事項

	当事業年度期首	増加	減少	当事業年度末
普通株式(株)	15,000	-	-	15,000

2. 自己株式に関する事項

該当事項はありません。

3. 新株予約権及び自己新株予約権に関する事項

該当事項はありません。

4. 配当に関する事項

(1) 配当金支払額

決議	株式の種類	配当金の総額 (百万円)	1株当たり 配当額(円)	基準日	効力発生日
2020年3月30日 株主総会決議	普通株式	7,700	513,333	2019年12月31日	2020年3月30日

(金融商品関係)

1. 金融商品の状況に関する事項

(1) 金融商品に対する取組方針

当社は、資金運用については短期的な預金等に限定し、また、資金調達については関連当事者からの長期借入に限定しています。

投資有価証券は、当社設定の投資信託であり、通常の営業過程において保有しております。

デリバティブについては、外貨建て営業債権及び債務の為替変動リスクを回避するために利用し、投機的な取引は行っておりません。

(2) 金融商品の内容及びそのリスク並びにリスク管理体制

営業債権である未収委託者報酬、未収運用受託報酬及び未収収益は、顧客及び関係会社の信用リスクに晒されています。当該リスクに関しては、当社の経理規程に従い、取引先ごとの期日管理及び残高管理を行い、個別に未収債権の回収可能性を管理する体制をしいております。

営業債務である未払手数料及び未払費用はその全てが1年以内の支払期日となっております。

営業債務は流動性リスクに晒されていますが、当社では資金繰計画を作成するなどの方法により管理しております。

2. 金融商品の時価等に関する事項

貸借対照表計上額、時価及びこれらの差額については、次のとおりであります。なお、金額的重要性が低いものについては含めておりません。

前事業年度（2019年12月31日）

	貸借対照表計上額 (百万円)	時価 (百万円)	差額 (百万円)
(1) 現金・預金	20,388	20,388	-
(2) 未収委託者報酬	1,696	1,696	-
(3) 未収運用受託報酬	2,268	2,268	-
(4) 未収収益	1,327	1,327	-
(5) 長期差入保証金	1,120	1,116	4
資産計	26,801	26,797	4
(1) 未払手数料	487	487	-
(2) 未払費用	653	653	-
負債計	1,141	1,141	-

当事業年度(2020年12月31日)

	貸借対照表計上額 (百万円)	時価 (百万円)	差額 (百万円)
(1) 現金・預金	17,786	17,786	-
(2) 未収委託者報酬	1,756	1,756	-
(3) 未収運用受託報酬	2,166	2,166	-
(4) 未収収益	872	872	-
(5) 長期差入保証金	1,122	1,123	1
資産計	23,704	23,705	1
(1) 未払手数料	444	444	-
(2) 未払費用	859	859	-
負債計	1,304	1,304	-

(注1) 金融商品の時価の算定方法に関する事項

資 産

(1) 現金・預金、(2) 未収委託者報酬、(3) 未収運用受託報酬及び(4) 未収収益

これらは短期間で決済されるため、時価は帳簿価額にほぼ等しいことから、当該帳簿価額によっています。

(5) 長期差入保証金

事務所敷金の時価については、事務所の敷金を合理的に見積もった返済期日までの期間を基にしたインターバンク市場で取引されている円金利スワップレートで割り引いて算定する方法によっています。また従業員社宅敷金の時価については、平均残存勤務期間を基にしたインターバンク市場で取引されている円金利スワップレートで割り引いて算定する方法によっています。

負 債

(1) 未払手数料、(2) 未払費用

これらは短期間で決済されるため、時価は帳簿価額にほぼ等しいことから、当該帳簿価額によっています。

(注2) 金銭債権の決算日後の償還予定額

前事業年度(2019年12月31日)

	1年以内 (百万円)	1年超 5年以内 (百万円)	5年超 10年以内 (百万円)	10年超 (百万円)
(1) 現金・預金	20,388	-	-	-
(2) 未収委託者報酬	1,696	-	-	-
(3) 未収運用受託報酬	2,268	-	-	-
(4) 未収収益	1,327	-	-	-
(5) 長期差入保証金	-	1,051	57	11
合計	25,680	1,051	57	11

当事業年度(2020年12月31日)

	1年以内 (百万円)	1年超 5年以内 (百万円)	5年超 10年以内 (百万円)	10年超 (百万円)
(1) 現金・預金	17,786	-	-	-
(2) 未収委託者報酬	1,756	-	-	-
(3) 未収運用受託報酬	2,166	-	-	-
(4) 未収収益	872	-	-	-
合計	22,581	-	-	-

（有価証券関係）

前事業年度（2019年12月31日）

その他有価証券

	種類	貸借対照表計上額 （百万円）	取得原価 （百万円）	差額 （百万円）
貸借対照表計上額が取得原価を超えるもの	その他 投資信託	49	47	1
合計		49	47	1

当事業年度（2020年12月31日）

その他有価証券

	種類	貸借対照表計上額 （百万円）	取得原価 （百万円）	差額 （百万円）
貸借対照表計上額が取得原価を超えるもの	その他 投資信託	142	138	4
合計		142	138	4

（退職給付関係）

前事業年度（自 2019年1月1日 至 2019年12月31日）

1. 採用している退職給付制度の概要

当社は、旧パークレイズ・グローバル・インベスターズ株式会社で設けられていた、旧退職金制度を引き続き有しています。当社は、2009年12月2日に旧ブラックロック・ジャパン株式会社との合併に伴い、旧ブラックロック・ジャパン株式会社における退職年金制度（確定拠出年金制度及び確定給付年金制度）を承継しました。また、2011年1月1日付で旧パークレイズ・グローバル・インベスターズ株式会社から引き継いだ適格退職年金制度はキャッシュ・バランス型の確定給付年金制度に移行しました。従って、2011年1月1日以降、からの三つの制度を有しています。

2. 確定給付制度

(1) 退職給付債務の期首残高と期末残高の調整表

（単位：百万円）

	前事業年度 (自 2019年1月1日 至 2019年12月31日)
退職給付債務の期首残高	1,934
勤務費用	290
利息費用	11
数理計算上の差異の発生額	14
退職給付の支払額	204
過去勤務費用の発生額	-
退職給付債務の期末残高	2,047

(2) 年金資産の期首残高と期末残高の調整表

(単位：百万円)

	前事業年度 (自 2019年1月 1日 至 2019年12月31日)
年金資産の期首残高	2,696
期待運用収益	26
数理計算上の差異の発生額	132
事業主からの拠出額	328
退職給付の支払額	204
年金資産の期末残高	2,979

(3) 退職給付債務及び年金資産の期末残高と貸借対照表に計上された退職給付引当金及び前払年金費用の調整表

(単位：百万円)

	前事業年度 (2019年12月31日)
積立型制度の退職給付債務	1,979
年金資産	2,979
	999
非積立型制度の退職給付債務	67
未積立退職給付債務	931
未認識数理計算上の差異	157
未認識過去勤務費用	41
貸借対照表に計上された負債と資産の純額	732
退職給付引当金	67
前払年金費用	800
貸借対照表に計上された負債と資産の純額	732

(4) 退職給付費用及びその内訳項目の金額

(単位：百万円)

	前事業年度 (自 2019年1月 1日 至 2019年12月31日)
勤務費用	290
利息費用	11
期待運用収益	26
数理計算上の差異の費用処理額	33
過去勤務費用の処理額	10
確定給付制度に係る退職給付費用合計	231
特別退職金	36
合計	267

(5) 年金資産に関する事項

年金資産の主な内訳

年金資産合計に対する主な分類ごとの比率は、次のとおりであります。

	前事業年度 (2019年12月31日)
合同運用	100%
合計	100%

合同運用による年金資産の主な商品分類ごとの比率は、債券76%、株式21%及びその他3%となっております。

長期期待運用収益率の算定方法

年金資産の長期期待運用収益率を決定するため、現在及び予想される年金資産の配分と、年金資産を構成する多様な資産からの現在及び将来期待される長期の収益率を考慮しております。

(6) 数理計算上の計算基礎に関する事項

	前事業年度 (自 2019年1月 1日 至 2019年12月31日)
割引率	0.6%
長期期待運用収益率	1.0%

3. 確定拠出制度

当社の確定拠出制度への要拠出額は、75百万円 でありました。

当事業年度（自 2020年1月1日 至 2020年12月31日）

1. 採用している退職給付制度の概要

当社は、旧パークレイズ・グローバル・インベスターズ株式会社で設けられていた、旧退職金制度を引き続き有しています。当社は、2009年12月2日に旧ブラックロック・ジャパン株式会社との合併に伴い、旧ブラックロック・ジャパン株式会社における退職年金制度（確定拠出年金制度及び 確定給付年金制度）を承継しました。また、2011年1月1日付で旧パークレイズ・グローバル・インベスターズ株式会社から引き継いだ適格退職年金制度はキャッシュ・バランス型の 確定給付年金制度に移行しました。従って、2011年1月1日以降、 から の三つの制度を有しています。

2. 確定給付制度

(1) 退職給付債務の期首残高と期末残高の調整表

（単位：百万円）

	当事業年度 (自 2020年1月 1日 至 2020年12月31日)
退職給付債務の期首残高	2,047
勤務費用	297
利息費用	11
数理計算上の差異の発生額	82
退職給付の支払額	123
過去勤務費用の発生額	-
退職給付債務の期末残高	2,149

(2) 年金資産の期首残高と期末残高の調整表

（単位：百万円）

	当事業年度 (自 2020年1月 1日 至 2020年12月31日)
年金資産の期首残高	2,979
期待運用収益	14
数理計算上の差異の発生額	92
事業主からの拠出額	350
退職給付の支払額	123
年金資産の期末残高	3,313

(3) 退職給付債務及び年金資産の期末残高と貸借対照表に計上された退職給付引当金及び前払年金費用の調整表

(単位：百万円)

	当事業年度 (2020年12月31日)
積立型制度の退職給付債務	2,080
年金資産	3,313
	1,233
非積立型制度の退職給付債務	69
未積立退職給付債務	1,163
未認識数理計算上の差異	296
未認識過去勤務費用	37
貸借対照表に計上された負債と資産の純額	829
退職給付引当金	69
前払年金費用	899
貸借対照表に計上された負債と資産の純額	829

(4) 退職給付費用及びその内訳項目の金額

(単位：百万円)

	当事業年度 (自 2020年1月 1日 至 2020年12月31日)
勤務費用	297
利息費用	11
期待運用収益	14
数理計算上の差異の費用処理額	36
過去勤務費用の処理額	4
確定給付制度に係る退職給付費用合計	252
特別退職金	-
合計	252

(5) 年金資産に関する事項

年金資産の主な内訳

年金資産合計に対する主な分類ごとの比率は、次のとおりであります。

	当事業年度 (2020年12月31日)
合同運用	100%
合計	100%

合同運用による年金資産の主な商品分類ごとの比率は、債券74%、株式24%及びその他3%となっております。

長期期待運用収益率の算定方法

年金資産の長期期待運用収益率を決定するため、現在及び予想される年金資産の配分と、年金資産を構成する多様な資産からの現在及び将来期待される長期の収益率を考慮しております。

(6) 数理計算上の計算基礎に関する事項

	当事業年度 (自 2020年1月 1日 至 2020年12月31日)
割引率	1.0%
長期期待運用収益率	0.5%

3. 確定拠出制度

当社の確定拠出制度への要拠出額は、78百万円 でありました。

（税効果会計関係）

1. 繰延税金資産及び繰延税金負債の発生の主な原因別の内訳

(単位：百万円)

	前事業年度 (2019年12月31日)	当事業年度 (2020年12月31日)
繰延税金資産		
未払費用	191	215
賞与引当金	617	608
資産除去債務	239	239
未払事業税	72	72
早期退職慰労引当金	3	-
退職給付引当金	20	21
有形固定資産	1	2
その他	45	94
繰延税金資産合計	1,191	1,256
繰延税金負債		
退職給付引当金	245	275
資産除去債務に対応する除去費用	121	90
その他	0	1
繰延税金負債合計	366	367
繰延税金資産の純額	824	888

(注) 前事業年度及び当事業年度における繰延税金資産の純額は、貸借対照表の以下の項目に含まれております。

(単位：百万円)

	前事業年度 (2019年12月31日)	当事業年度 (2020年12月31日)
固定資産 - 繰延税金資産	824	888

2. 法定実効税率と税効果会計適用後の法人税等の負担率との差異の原因となった主な項目別の内訳

	前事業年度 (2019年12月31日)	当事業年度 (2020年12月31日)
法定実効税率	30.6%	30.6%
(調整)		
交際費等永久に損金に算入されない項目	1.9	2.9
その他	0.0	0.2
税効果会計適用後の法人税等の負担率	32.5%	33.7%

（資産除去債務関係）

資産除去債務のうち貸借対照表に計上しているもの

1. 当該資産除去債務の概要

当社事業所の定期建物賃貸借契約に伴う原状回復義務等であります。

2. 当該資産除去債務の金額の算定方法

使用見込期間を合理的に見積り、割引率は0.16%～0.18%を使用して資産除去債務の金額を計算しております。

3. 当該資産除去債務の総額の増減

(単位：百万円)

	前事業年度 (自 2019年1月 1日 至 2019年12月31日)	当事業年度 (自 2020年1月 1日 至 2020年12月31日)
期首残高	781	782
時の経過による調整額	0	0
期末残高	782	783

(デリバティブ取引関係)

前事業年度 (2019年12月31日)

ヘッジ会計が適用されていないデリバティブ取引

通貨関連

(単位：百万円)

区分	種類	契約額等	うち1年超	時価	評価損益
市場取引以外の 取引	為替予約取引 売建	79	-	0	0
	米ドル				
	買建	0	-	0	0
英ポンド					
合計		79	-	0	0

(注) 時価の算定方法 先物為替相場に基づき算定しております。

当事業年度 (2020年12月31日)

ヘッジ会計が適用されていないデリバティブ取引

通貨関連

(単位：百万円)

区分	種類	契約額等	うち1年超	時価	評価損益
市場取引以外の 取引	為替予約取引 買建	99	-	0	0
	米ドル				
合計		99	-	0	0

(注) 時価の算定方法 先物為替相場に基づき算定しております。

(セグメント情報等)

前事業年度 (自 2019年1月1日 至 2019年12月31日)

1. セグメント情報

当社は主として投資運用業の単一セグメントであるため、記載を省略しております。

2. 関連情報

(1) 製品及びサービスごとの情報

(単位：百万円)

	委託者報酬	運用受託報酬	その他	合計
外部顧客営業収益	5,643	7,545	13,290	26,480

(2) 地域ごとの情報

売上高

(単位：百万円)

日本	北米	その他	合計
12,538	11,197	2,744	26,480

(注) 売上高は顧客の所在地を基礎とし、国又は地域に分類しております。

有形固定資産

本邦に所在している有形固定資産の金額が貸借対照表の有形固定資産の金額の90%を超えるため、記載を省略しております。

(3) 主要な顧客ごとの情報

営業収益の10%以上を占める主要な顧客は以下のとおりです。

(単位：百万円)

相手先	営業収益	関連するセグメント名
ブラックロック・ファイナンシャル・マネジメント・インク	5,779	投資運用業
ブラックロック・ファンド・アドバイザーズ	3,314	投資運用業

3. 報告セグメントごとの固定資産の減損損失に関する情報

該当事項はありません。

4. 報告セグメントごとののれんの償却額及び未償却残高に関する情報

当社は主として投資運用業の単一セグメントであるため、記載を省略しております。

5. 報告セグメントごとの負ののれん発生益に関する情報

該当事項はありません。

当事業年度（自 2020年1月1日 至 2020年12月31日）

1. セグメント情報

当社は主として投資運用業の単一セグメントであるため、記載を省略しております。

2. 関連情報

(1) 製品及びサービスごとの情報

(単位：百万円)

	委託者報酬	運用受託報酬	その他	合計
外部顧客営業収益	5,605	7,342	12,092	25,041

(2) 地域ごとの情報

売上高

(単位：百万円)

日本	北米	その他	合計
12,247	10,417	2,375	25,041

(注) 売上高は顧客の所在地を基礎とし、国又は地域に分類しております。

有形固定資産

本邦に所在している有形固定資産の金額が貸借対照表の有形固定資産の金額の90%を超えるため、記載を省略しております。

(3) 主要な顧客ごとの情報

営業収益の10%以上を占める主要な顧客は以下のとおりです。

(単位：百万円)

相手先	営業収益	関連するセグメント名
ブラックロック・ファイナンシャル・マネジメント・インク	5,299	投資運用業
ブラックロック・ファンド・アドバイザーズ	2,874	投資運用業

3. 報告セグメントごとの固定資産の減損損失に関する情報

該当事項はありません。

4. 報告セグメントごとののれんの償却額及び未償却残高に関する情報

当社は主として投資運用業の単一セグメントであるため、記載を省略しております。

5. 報告セグメントごとの負ののれん発生益に関する情報

該当事項はありません。

(関連当事者情報)

1. 関連当事者との取引

財務諸表提出会社と関連当事者との取引

(1) 財務諸表提出会社の親会社及び主要株主（会社等に限る。）等

前事業年度（自 2019年1月1日 至 2019年12月31日）

種類	会社等の名称又は氏名	所在地	資本金又は出資金	事業の内容又は職業	議決権等の所有(被所有)割合(%)	関連当事者との関係	取引の内容	取引金額(百万円)	科目	期末残高(百万円)
親会社	ブラックロック・ファイナンシャル・マネジメント・インク	米国 ニューヨーク州	73 百万 米ドル	投資 顧問業	(被所有) 間接 100	投資顧問 契約の 再委任等	運用 受託報酬	225	未収収益	579
							受入 手数料	5,554		
							委託 調査費	698	未払費用	182
							事務 委託費	954		
親会社	ブラックロック・ジャパン・ホールディングス合同会社	日本 東京都	1万円	持株会社	(被所有) 直接 100	株式の 保有等	営業外収益	-	未収入金	3
									その他未払金	894

当事業年度（自 2020年1月1日 至 2020年12月31日）

種類	会社等の名称又は氏名	所在地	資本金又は出資金	事業の内容又は職業	議決権等の所有(被所有)割合(%)	関連当事者との関係	取引の内容	取引金額(百万円)	科目	期末残高(百万円)
親会社	ブラックロック・ファイナンシャル・マネジメント・インク	米国 ニューヨーク州	73 百万 米ドル	投資 顧問業	(被所有) 間接 100	投資顧問 契約の 再委任等	運用 受託報酬	247	未収収益	185
							受入 手数料	5,052		
							委託 調査費	763	未払費用	89
							事務 委託費	851		
親会社	ブラックロック・ジャパン・ホールディングス合同会社	日本 東京都	1万円	持株会社	(被所有) 直接 100	株式の 保有等	連結法人税 の個別帰属額	1,496	未収入金	-
									その他未払金	1,496

(2) 財務諸表提出会社の子会社及び関連会社等

前事業年度 (自 2019年1月1日 至 2019年12月31日)

該当事項はありません。

当事業年度 (自 2020年1月1日 至 2020年12月31日)

該当事項はありません。

(3) 財務諸表提出会社と同一の親会社を持つ会社等及び財務諸表提出会社のその他の関係会社の子会社等

前事業年度 (自 2019年1月1日 至 2019年12月31日)

種類	会社等の名称又は氏名	所在地	資本金又は出資金	事業の内容又は職業	議決権等の所有(被所有)割合(%)	関連当事者との関係	取引の内容	取引金額(百万円)	科目	期末残高(百万円)
同一の親会社を持つ会社	ブラックロック・ファンド・アドバイザーズ	米国カリフォルニア州	1,000米ドル	投資顧問業	なし	投資顧問契約の再委任等	受入手数料	3,314	未収収益	351
							委託調査費	145	未払費用	-
							事務委託費	28		

当事業年度 (自 2020年1月1日 至 2020年12月31日)

種類	会社等の名称又は氏名	所在地	資本金又は出資金	事業の内容又は職業	議決権等の所有(被所有)割合(%)	関連当事者との関係	取引の内容	取引金額(百万円)	科目	期末残高(百万円)
同一の親会社を持つ会社	ブラックロック・ファンド・アドバイザーズ	米国カリフォルニア州	1,000米ドル	投資顧問業	なし	投資顧問契約の再委任等	受入手数料	2,874	未収収益	314
							委託調査費	220	未払費用	-
							事務委託費	16		

(注) 1. 取引条件及び取引条件の決定方針等

- (1) 運用受託報酬については、一般取引条件と同様に決定しております。
- (2) 受入手数料については、一般取引条件と同様に決定しております。
- (3) 委託調査費については、一般取引条件と同様に決定しております。
- (4) 事務委託費については、一般取引条件と同様に決定しております。

2. 親会社に関する注記

(1) 親会社情報

ブラックロック・インク(ニューヨーク証券取引所に上場)

ブラックロック・ファイナンシャル・マネジメント・インク(非上場)

ブラックロック・ジャパン・ホールディングス合同会社(非上場)

（ 1株当たり情報）

項目	前事業年度 (自 2019年1月 1日 至 2019年12月31日)	当事業年度 (自 2020年1月 1日 至 2020年12月31日)
1株当たり純資産額	1,642,418 円 94 銭	1,379,616 円 18 銭
1株当たり当期純利益金額	326,833 円 15 銭	250,430 円 96 銭

（注） 1．潜在株式調整後1株当たり当期純利益金額については、潜在株式が存在しないため記載して
おりません。

2．1株当たり当期純利益金額の算定上の基礎は、以下のとおりであります。

項目	前事業年度 (自 2019年1月 1日 至 2019年12月31日)	当事業年度 (自 2020年1月 1日 至 2020年12月31日)
当期純利益 (百万円)	4,902	3,756
普通株主に帰属しない金額 (百万円)	-	-
普通株式に係る当期純利益 (百万円)	4,902	3,756
普通株式の期中平均株式数 (株)	15,000	15,000

独立監査人の監査報告書は、当事業年度（自 2020年1月1日 至2020年12月31日）を対象としております。

【中間財務諸表】

1．中間財務諸表の作成方法について

委託会社であるブラックロック・ジャパン株式会社（以下「当社」という。）の中間財務諸表すなわち中間貸借対照表、中間損益計算書及び中間株主資本等変動計算書は、「中間財務諸表等の用語、様式及び作成方法に関する規則」（1977年大蔵省令第38号）並びに同規則第38条及び第57条の規定により「金融商品取引業等に関する内閣府令」（2007年内閣府令第52号）に基づいて作成しております。

2．監査証明について

当社は、金融商品取引法第193条の2第1項の規定に基づき、中間会計期間（自2021年1月1日 至2021年6月30日）の中間財務諸表について有限責任監査法人トーマツによる中間監査を受けております。

3．財務諸表に記載している金額については、百万円未満の端数を切り捨てて表示しております。

(1) 中間貸借対照表

(単位：百万円)

		中間会計期間末 (2021年6月30日)
資産の部		
流動資産		
現金・預金	2	12,619
立替金		30
前払費用		200
未収入金		7
未収委託者報酬		1,879
未収運用受託報酬		1,708
未収収益		1,166
為替予約		0
流動資産計		17,612
固定資産		
有形固定資産		
建物附属設備	1	885
器具備品	1	464
有形固定資産計		1,349
無形固定資産		
ソフトウェア		10
無形固定資産計		10
投資その他の資産		
投資有価証券		40
長期差入保証金		1,121
前払年金費用		927
長期前払費用		14
繰延税金資産		550
投資その他の資産計		2,654
固定資産計		4,013
資産合計		21,626

(単位：百万円)

中間会計期間末
(2021年6月30日)

負債の部	
流動負債	
預り金	146
未払金	
未払収益分配金	4
未払償還金	74
未払手数料	446
その他未払金	670
未払費用	571
未払消費税等	241
未払法人税等	265
前受金	166
賞与引当金	1,025
役員賞与引当金	86
流動負債計	3,699
固定負債	
退職給付引当金	79
資産除去債務	783
固定負債計	863
負債合計	4,563
純資産の部	
株主資本	
資本金	3,120
資本剰余金	
資本準備金	3,001
その他資本剰余金	3,846
資本剰余金合計	6,847
利益剰余金	
利益準備金	336
その他利益剰余金	
繰越利益剰余金	6,755
利益剰余金合計	7,092
株主資本合計	17,059
評価・換算差額等	
その他有価証券評価差額金	3
評価・換算差額等合計	3
純資産合計	17,063
負債・純資産合計	21,626

(2) 中間損益計算書

(単位：百万円)

	中間会計期間 (自 2021年1月1日 至 2021年6月30日)
営業収益	
委託者報酬	3,152
運用受託報酬	4,542
その他営業収益	6,993
営業収益計	14,688
営業費用	
支払手数料	729
広告宣伝費	50
調査費	
調査費	140
委託調査費	2,647
調査費計	2,788
委託計算費	49
営業雑経費	
通信費	25
印刷費	48
諸会費	17
営業雑経費計	92
営業費用計	3,710
一般管理費	
給料	
役員報酬	400
給料・手当	2,443
賞与	1,484
給料計	4,329
退職給付費用	183
福利厚生費	534
事務委託費	1,588
交際費	4
旅費交通費	13
租税公課	123
不動産賃借料	451
水道光熱費	24
固定資産減価償却費	1
資産除去債務利息費用	0
諸経費	183
一般管理費計	7,647
営業利益	3,330

(単位：百万円)

	中間会計期間 (自 2021年1月1日 至 2021年6月30日)
営業外収益	
受取利息	0
有価証券売却益	4
為替差益	91
雑益	0
営業外収益計	96
営業外費用	
固定資産除却損	0
営業外費用計	0
経常利益	3,426
税引前中間純利益	3,426
法人税、住民税及び事業税	819
法人税等調整額	338
中間純利益	2,268

(3) 中間株主資本等変動計算書

中間会計期間 (自 2021年1月1日 至 2021年6月30日)

(単位:百万円)

	株主資本							評価・換算差額等		純資産 合計	
	資本金	資本剰余金			利益剰余金			株主資本 合計	その他 有価証券 評価 差額金		評価・ 換算差額 等合計
		資本 準備金	その他 資本 剰余金	資本 剰余金 合計	利益 準備金	その他 利益 剰余金	利益 剰余金 合計				
当期首残高	3,120	3,001	3,846	6,847	336	10,386	10,723	20,691	3	3	20,694
当中間期変動額											
剰余金の配当						5,900	5,900	5,900	0	0	5,900
中間純利益						2,268	2,268	2,268			2,268
株主資本以外の項目の 当中間期変動額(純額)									0	0	0
当中間期変動額合計	-	-	-	-	-	3,631	3,631	3,631	0	0	3,630
当中間期末残高	3,120	3,001	3,846	6,847	336	6,755	7,092	17,059	3	3	17,063

注 記 事 項

(重要な会計方針)

項 目	中間会計期間 自 2021年1月 1日 至 2021年6月30日
1. 有価証券の評価基準及び評価方法	<p>その他有価証券 時価のあるもの 決算日の市場価格等に基づく時価法（評価差額は、全部純資産直入法により処理し、売却原価は、移動平均法により算定）を採用しております。</p>
2. デリバティブ取引等の評価基準及び評価方法	<p>時価法を採用しております。</p>
3. 固定資産の減価償却方法	<p>(1) 有形固定資産 定額法により償却しております。 なお、主な耐用年数は建物附属設備5～18年、器具備品3～15年であります。</p> <p>(2) 無形固定資産 自社利用のソフトウェアの減価償却方法については、社内における利用可能期間（5年）に基づく定額法によっております。</p>
4. 引当金の計上基準	<p>(1) 貸倒引当金の計上方法 債権の貸倒損失に備えるため、貸倒懸念債権等特定の債権については個別に回収可能性を検討し、回収不能見込額を計上しております。</p> <p>(2) 退職給付引当金の計上方法 旧退職金制度 適格退職年金制度移行日現在在籍していた従業員については、旧退職金制度に基づく給付額を保証しているため、中間会計期間末現在の当該給付額と年金制度に基づく給付額との差額を引当て計上しております。</p> <p>確定拠出年金制度 確定拠出年金制度（DC）による退職年金制度を有しております。</p> <p>確定給付年金制度 キャッシュ・バランス型の年金制度（CB）の退職年金制度を有しております。CBには、一定の利回り保証を付しており、これの将来の支払に備えるため、確定給付型の会計基準に準じた会計処理方法により引当金を計上しております。</p> <p>退職給付債務の算定にあたり、退職給付見込額を当期までの期間に帰属させる方法については、ポイント基準によっております。過去勤務債務は、その発生時の従業員の平均残存勤務期間以内の一定の年数（9年）による定額法により費用処理しております。</p> <p>数理計算上の差異は各事業年度の発生時における従業員の平均残存勤務期間以内の一定の年数（9年）による定額法により按分した額をそれぞれ発生翌事業年度から費用処理または費用から控除することとしております。</p>

項 目	中間会計期間 自 2021年1月 1日 至 2021年6月30日
	<p>(3) 賞与引当金の計上方法 従業員の賞与の支払に備えて、賞与支給見込額の当中間会計期間負担額を計上しております。</p> <p>(4) 役員賞与引当金の計上方法 役員の賞与の支払に備えて、賞与支給見込額の当中間会計期間負担額を計上しております。</p> <p>(5) 早期退職慰労引当金の計上方法 早期退職慰労金の支払に備えて、早期退職慰労金支給見込額の当中間会計期間負担額を計上しております。</p>
5. 外貨建の資産又は負債の本邦通貨への換算基準	外貨建金銭債権債務は、中間会計期間末の直物為替相場により円貨に換算し、換算差額は損益として処理しております。
6. その他中間財務諸表作成のための基本となる重要な事項	<p>(1) 消費税等の会計処理 税抜方式によっております。</p> <p>(2) 連結納税制度の適用 親会社であるブラックロック・ジャパン・ホールディングス合同会社を連結納税親会社として、連結納税制度を適用しております。</p> <p>(3) 連結納税制度からグループ通算制度への移行に係る税効果会計の適用 当社は、「所得税法等の一部を改正する法律」（令和2年法律第8号）において創設されたグループ通算制度への移行及びグループ通算制度への移行にあわせて単体納税制度の見直しが行われた項目については、「連結納税制度からグループ通算制度への移行に係る税効果会計の適用に関する取扱い」（実務対応報告第39号 2020年3月31日）第3項の取扱いにより、「税効果会計に係る会計基準の適用指針」（企業会計基準適用指針第28号 2018年2月16日）第44項の定めを適用せず、繰延税金資産及び繰延税金負債の額について、改正前の税法の規定に基づいております。</p>

(中間貸借対照表関係)

中間会計期間 2021年6月30日	
1 有形固定資産の減価償却累計額	
建物附属設備	2,125百万円
器具備品	1,377百万円
2 当社は、運転資金の効率的な調達を行うため取引銀行2行と当座貸越契約を締結しております。これら契約に基づき当中間会計期間末の借入未実行残高は次のとおりであります。	
当座貸越極度額	1,000百万円
借入実行残高	-
差引額	1,000百万円

(中間損益計算書関係)

中間会計期間 自 2021年1月 1日 至 2021年6月30日	
1 減価償却実施額	
有形固定資産	209百万円
無形固定資産	1百万円

(中間株主資本等変動計算書関係)

中間会計期間
自 2021年1月 1日
至 2021年6月30日

1. 発行済株式の種類及び総数に関する事項

	前事業年度末 株式数	当中間会計期間 増加株式数	当中間会計期間 減少株式数	当中間会計 期間末株式数
発行済株式				
普通株式	15,000	-	-	15,000
合計	15,000	-	-	15,000

2. 自己株式の種類及び株式数に関する事項

該当事項はありません。

3. 新株予約権及び自己新株予約権に関する事項

該当事項はありません。

4. 配当に関する事項

(1) 配当金支払額

決議	株式の種類	配当金の総額 (百万円)	1株当たり 配当額(円)	基準日	効力発生日
2021年3月30日 株主総会決議	普通株式	5,900	393,333	2020年12月31日	2021年3月30日

(2) 基準日が当中間会計期間に属する配当のうち、配当の効力発生日が当中間会計期間後となるもの

該当事項はありません。

(リース取引関係)

中間会計期間	
自 2021年1月 1日	
至 2021年6月30日	
オペレーティング・リース取引	
オペレーティング・リース取引のうち解約不能のものに係る未経過リース料	
1年以内	835百万円
1年超	-
合計	835百万円
(注) 上記未経過リース料には、解約損害金を含めております。	

(金融商品関係)

中間会計期間	
自 2021年1月 1日	
至 2021年6月30日	
1. 金融商品の状況に関する事項	
(1) 金融商品に対する取組方針	
<p>当社は、資金運用については短期的な預金等に限定し、また、資金調達については関連当事者からの長期借入に限定しています。</p> <p>投資有価証券は、当社設定の投資信託であり、通常の営業過程において保有しております。</p> <p>デリバティブについては、外貨建て営業債権及び債務の為替変動リスクを回避するために利用し、投機的な取引は行っておりません。</p>	
(2) 金融商品の内容及びそのリスク並びにリスク管理体制	
<p>営業債権である未収委託者報酬及び未収運用受託報酬は、顧客の信用リスクに晒されています。当該リスクに関しては、当社の経理規程に従い、取引先ごとの期日管理及び残高管理を行い、個別に未収債権の回収可能性を管理する体制をしいております。</p> <p>営業債務である未払手数料はその全てが1年以内の支払期日となっております。</p> <p>営業債務は流動性リスクに晒されていますが、当社では資金繰計画を作成するなどの方法により管理しております。</p>	

2. 金融商品の時価等に関する事項

2021年6月30日（中間期の決算日）における中間貸借対照表計上額、時価及びこれらの差額については、次のとおりです。

（単位：百万円）

	中間貸借対照表計上額	時価	差額
現金・預金	12,619	12,619	-
未収委託者報酬	1,879	1,879	-
未収運用受託報酬	1,708	1,708	-
未収収益	1,166	1,166	-
投資有価証券			
その他有価証券	40	40	-
長期差入保証金	1,121	1,119	1
資産計	18,534	18,532	1
未払手数料	446	446	-
未払費用	571	571	-
負債計	1,018	1,018	-
デリバティブ取引			
ヘッジ会計が適用されていないもの	0	0	-
デリバティブ計	0	0	-

(注)

金融商品の時価の算定方法に関する事項

現金・預金、未収委託者報酬、未収運用受託報酬及び未収収益

これらは短期間で決済されるため、時価は帳簿価額にほぼ等しいことから、当該帳簿価額によっています。

投資有価証券

投資有価証券は、投資信託であり、決算日の基準価格によっております。

長期差入保証金

事務所敷金の時価については、事務所の敷金を合理的に見積もった返済期日までの期間を基にしたインターバンク市場で取引されている円金利スワップレートで割り引いて算定する方法によっています。また従業員社宅敷金の時価については、平均残存勤務期間を基にしたインターバンク市場で取引されている円金利スワップレートで割り引いて算定する方法によっています。

但し、上記レートがマイナスとなる場合は、割引率はゼロを使用しております。

未払手数料、未払費用

これらは短期間で決済されるため、時価は帳簿価額にほぼ等しいことから、当該帳簿価額によっています。

デリバティブ取引

デリバティブ取引によって生じた正味の債権・債務は純額で表示しており、合計で正味の債務となる項目については、（ ）で示しております。

(有価証券関係)

中間会計期間 自 2021年1月 1日 至 2021年6月30日				
その他有価証券				
(単位：百万円)				
	種類	中間貸借対照表 計上額	取得原価	差額
貸借対照表計上額が取得原価 を超えるもの	その他 投資信託	40	35	5
合計		40	35	5

(資産除去債務関係)

中間会計期間 自 2021年1月 1日 至 2021年6月30日	
資産除去債務のうち貸借対照表に計上しているもの	
1. 当該資産除去債務の概要	当社事業所の定期建物賃貸借契約に伴う原状回復義務等であります。
2. 当該資産除去債務の金額の算定方法	使用見込期間を合理的に見積り、割引率は0.16%～0.18%を使用して資産除去債務の金額を計算しております。
3. 当中間会計期間における当該資産除去債務の総額の増減	
期首残高	783 百万円
有形固定資産の取得に伴う増加額	0 百万円
時の経過による調整額	0 百万円
中間会計期間末残高	<u>783 百万円</u>

(セグメント情報等)

中間会計期間
自 2021年1月 1日
至 2021年6月30日

1. セグメント情報

当社は主として投資運用業の単一セグメントであるため、記載を省略しております。

2. 関連情報

(1) 製品及びサービスに関する情報

(単位：百万円)

	委託者 報酬	運用受託 報酬	その他	合計
外部顧客 営業収益	3,152	4,542	6,993	14,688

(2) 地域に関する情報

売上高

(単位：百万円)

日本	北米	その他	合計
7,363	6,247	1,076	14,688

(注) 売上高は顧客の所在地を基礎とし、国又は地域に分類しております。

有形固定資産

本邦に所在している有形固定資産の金額が中間貸借対照表の有形固定資産の金額の90%を超えるため、記載を省略しております。

(3) 主要な顧客に関する情報

営業収益の10%以上を占める主要な顧客は以下のとおりです。

(単位：百万円)

相手先	営業収益	関連する セグメント名
ブラックロック・ファイナンシャル・マネジメント・インク	3,011	投資運用業
ブラックロック・ファンド・アドバイザーズ	1,987	投資運用業

(デリバティブ取引関係)

中間会計期間					
自 2021年1月 1日					
至 2021年6月30日					
ヘッジ会計が適用されていないデリバティブ取引					
通貨関連 (単位: 百万円)					
区分	種類	契約額等	うち1年超	時価	評価損益
市場取引以外の取引	為替予約取引 買建 米ドル	6	-	0	0
合計		6	-	0	0

(注) 時価の算定方法 先物為替相場に基づき算定しております。

(1株当たり情報)

中間会計期間	
自 2021年1月 1日	
至 2021年6月30日	
1株当たり純資産額	1,137,549円80銭
1株当たり中間純利益	151,242円29銭
なお、潜在株式調整後1株当たり中間純利益金額については、潜在株式が存在しないため記載しておりません。	
1株当たり中間純利益の算定上の基礎	
損益計算書上の中間純利益	2,268百万円
1株当たり中間純利益の算定に用いられた普通株式に係る中間純利益	2,268百万円
期中平均株式数	15,000株

(重要な後発事象)

該当事項はありません。

4【利害関係人との取引制限】

委託会社は、金融商品取引法の定めるところにより、利害関係人との取引について、次に掲げる行為が禁止されています。

- (1) 自己又はその取締役若しくは執行役との間における取引を行なうことを内容とした運用を行なうこと(投資者の保護に欠け、若しくは取引の公正を害し、又は金融商品取引業の信用を失墜させるおそれがないものとして内閣府令で定めるものを除きます。)
- (2) 運用財産相互間において取引を行なうことを内容とした運用を行なうこと(投資者の保護に欠け、若しくは取引の公正を害し、又は金融商品取引業の信用を失墜させるおそれがないものとして金融商品取引業等に関する内閣府令で定めるものを除きます。)
- (3) 通常の見積りの条件と異なる条件であって取引の公正を害するおそれのある条件で、委託会社の親法人等(委託会社の総株主等の議決権の過半数を保有していることその他の委託会社と密接な関係を有する法人その他の団体として金融商品取引法施行令で定める要件に該当する者をいいます。以下(4)(5)において同じ。)又は子法人等(委託会社が総株主等の議決権の過半数を保有していることその他の委託会社と密接な関係を有する法人その他の団体として政令で定める要件に該当する者をいいます。以下同じ。)と有価証券の売買その他の取引又は金融デリバティブ取引を行なうこと。
- (4) 委託会社の親法人等又は子法人等の利益を図るため、その行なう投資運用業に関して運用の方針、運用財産の額若しくは市場の状況に照らして不必要な取引を行なうことを内容とした運用を行なうこと。
- (5) 上記に掲げるもののほか、投資者の保護に欠け、若しくは取引の公正を害し、又は金融商品取引業の信用を失墜させるおそれのあるものとして金融商品取引業等に関する内閣府令で定める行為。

5【その他】

定款の変更、事業譲渡または事業譲受、出資の状況その他の重要事項

変更年月日	変更事項
2007年9月18日	証券業登録に伴う商号変更（「パークレイズ・グローバル・インベスターズ証券投信投資顧問株式会社」に変更）のため、定款変更を行ないました。
2007年9月30日	商号変更（「パークレイズ・グローバル・インベスターズ株式会社」に変更）のため、定款変更を行ないました。
2007年9月30日	公告の方法を変更するため、定款変更を行ないました。
2007年12月27日	事業を営むことの目的を変更するため、定款変更を行ないました。
2008年7月1日	グループ会社の1つであるパークレイズ・グローバル・インベスターズ・サービス株式会社を吸収合併し、それに伴い資本金の額を変更いたしました。
2008年7月1日	株式取扱規則に関する記述を追加するため、定款変更を行ないました。
2009年6月22日	本店所在地変更のため、定款変更を行ないました。
2009年12月2日	ブラックロック・ジャパン株式会社と合併 商号変更（「ブラックロック・ジャパン株式会社」に変更）および定款変更を行ないました。
2011年4月1日	グループ会社であるブラックロック証券株式会社を吸収合併し、それに先立ち定款変更および資本金の額の変更を行ないました。
2013年10月5日	MGPA Japan LLCより不動産投資関連の事業を譲受し、それに先立ち定款変更を行ないました。
2014年12月1日	決算期を3月31日から12月31日に変更するため、定款変更を行ないました。

第2【その他の関係法人の概況】

1【名称、資本金の額及び事業の内容】

(1) 受託会社

- ・名称 みずほ信託銀行株式会社
- ・資本金の額 247,369百万円(2021年3月末)
- ・事業の内容 銀行法に基づき、銀行業を営むとともに、金融機関の信託業務の兼営等に関する法律（兼営法）に基づき信託業務を営んでいます。

<再信託受託会社の概要>

- ・名称 株式会社日本カストディ銀行
- ・資本金 51,000百万円（2021年3月末）
- ・事業の内容 銀行法に基づき、銀行業を営むとともに、金融機関の信託業務の兼営等に関する法律（兼営法）に基づき信託業務を営んでいます。
- ・再信託の目的 原信託契約にかかる信託業務の一部（信託財産の管理）を原信託受託会社から再信託受託会社（株式会社日本カストディ銀行）へ委託するため、原信託財産の全てを再信託受託会社へ移管することを目的とします。

(2) 販売会社

名称	資本金の額(百万円) (2021年3月末)	事業の内容
大和証券株式会社	100,000	「金融商品取引法」に定める第一種金融商品取引業を営んでいます。

2【関係業務の概要】

(1) 受託会社

受託会社（受託者）として、ファンドの信託財産の保管・管理・計算、外国証券を保管・管理する外国の保管銀行への指図・連絡等を行ないます。

(2) 販売会社

ファンドの取扱販売会社として、募集の取扱いおよび販売を行ない、換金に関する事務、収益分配金の再投資に関する事務、換金代金・収益分配金・償還金の支払いに関する事務等を行ないます。

3【資本関係】

(1) 受託会社

該当事項はありません。

(2) 販売会社

該当事項はありません。

第3【その他】

1 交付目論見書の表紙等に、以下の事項を記載します。

(1) 委託会社等の情報

委託会社名

金融商品取引業者登録番号

設立年月日

資本金

当該委託会社が運用する投資信託財産の合計純資産総額

「ファンドの運用の指図を行なう者である。」旨

(2) 受託会社に関する情報

受託会社名および「ファンドの財産の保管および管理を行なう者である。」旨

(3) 詳細情報の入手方法

詳細な情報の入手方法として、以下の事項を記載します。

委託会社のホームページアドレス、電話番号および受付時間等

請求目論見書の入手方法および投資信託約款が請求目論見書に添付されている旨

(4) 交付目論見書の使用開始日

(5) 届出の効力に関する事項

金商法第4条第1項又は第2項の規定による届出の効力に関する事項について、次に掲げるいずれかの内容を記載します。

届出をした日および当該届出の効力の発生の有無を確認する方法

届出をした日、届出が効力を生じている旨および効力発生日

(6) その他の記載事項

商品内容に関して重大な変更を行なう場合には、投資信託及び投資法人に関する法律（昭和26年法律第198号、以下「投信法」という。）に基づき事前に受益者の意向を確認する旨

投資信託の財産は受託会社において信託法に基づき分別管理されている旨

請求目論見書は投資者の請求により販売会社から交付される旨および当該請求を行なった場合にはその旨の記録をしておくべきである旨

「ご購入に際しては、本書の内容を十分にお読みください。」との趣旨を示す記載

2 交付目論見書の「投資リスク」記載箇所に金融商品取引法第37条の6の規定（いわゆるクーリング・オフ）の適用がない旨を記載します。

3 目論見書は別称として、「投資信託説明書」と称して使用することがあります。

4 目論見書は電子媒体等として使用される他、インターネット等に掲載されることがあります。

独立監査人の監査報告書

2021年2月26日

ブラックロック・ジャパン株式会社
取締役会 御中

有限責任監査法人トーマツ
東京事務所

指定有限責任社員
業務執行社員 公認会計士 山田信之

指定有限責任社員
業務執行社員 公認会計士 中島紀子

監査意見

当監査法人は、金融商品取引法第193条の2第1項の規定に基づく監査証明を行うため、「委託会社等の経理状況」に掲げられているブラックロック・ジャパン株式会社の2020年1月1日から2020年12月31日までの第34期事業年度の財務諸表、すなわち、貸借対照表、損益計算書、株主資本等変動計算書、重要な会計方針及びその他の注記について監査を行った。

当監査法人は、上記の財務諸表が、我が国において一般に公正妥当と認められる企業会計の基準に準拠して、ブラックロック・ジャパン株式会社の2020年12月31日現在の財政状態及び同日をもって終了する事業年度の経営成績を、全ての重要な点において適正に表示しているものと認める。

監査意見の根拠

当監査法人は、我が国において一般に公正妥当と認められる監査の基準に準拠して監査を行った。監査の基準における当監査法人の責任は、「財務諸表監査における監査人の責任」に記載されている。当監査法人は、我が国における職業倫理に関する規定に従って、会社から独立しており、また、監査人としてのその他の倫理上の責任を果たしている。当監査法人は、意見表明の基礎となる十分かつ適切な監査証拠を入手したと判断している。

財務諸表に対する経営者及び監査役の責任

経営者の責任は、我が国において一般に公正妥当と認められる企業会計の基準に準拠して財務諸表を作成し適正に表示することにある。これには、不正又は誤謬による重要な虚偽表示のない財務諸表を作成し適正に表示するために経営者が必要と判断した内部統制を整備及び運用することが含まれる。

財務諸表を作成するに当たり、経営者は、継続企業の前提に基づき財務諸表を作成することが適切であるかどうかを評価し、我が国において一般に公正妥当と認められる企業会計の基準に基づいて継続企業に関する事項を開示する必要がある場合には当該事項を開示する責任がある。

監査役の責任は、財務報告プロセスの整備及び運用における取締役の職務の執行を監視することにある。

財務諸表監査における監査人の責任

監査人の責任は、監査人が実施した監査に基づいて、全体としての財務諸表に不正又は誤謬による重要な虚偽表示がないかどうかについて合理的な保証を得て、監査報告書において独立の立場から財務諸表に対する意見を表明することにある。虚偽表示は、不正又は誤謬により発生する可能性があり、個別に又は集計すると、財務諸表の利用者の意思決定に影響を与えると合理的に見込まれる場合に、重要性があると判断される。

監査人は、我が国において一般に公正妥当と認められる監査の基準に従って、監査の過程を通じて、職業的専門家としての判断を行い、職業的懐疑心を保持して以下を実施する。

- ・ 不正又は誤謬による重要な虚偽表示リスクを識別し、評価する。また、重要な虚偽表示リスクに対応した監査手続を立案し、実施する。監査手続の選択及び適用は監査人の判断による。さらに、意見表明の基礎となる十分かつ適切な監査証拠を入手する。
- ・ 財務諸表監査の目的は、内部統制の有効性について意見表明するためのものではないが、監査人は、リスク評価の実施に際して、状況に応じた適切な監査手続を立案するために、監査に関連する内部統制を検討する。
- ・ 経営者が採用した会計方針及びその適用方法の適切性、並びに経営者によって行われた会計上の見積りの合理性及び関連する注記事項の妥当性を評価する。
- ・ 経営者が継続企業を前提として財務諸表を作成することが適切であるかどうか、また、入手した監査証拠に基づき、継続企業の前提に重要な疑義を生じさせるような事象又は状況に関して重要な不確実性が認められるかどうか結論付ける。継続企業の前提に関する重要な不確実性が認められる場合は、監査報告書において財務諸表の注記事項に注意を喚起すること、又は重要な不確実性に関する財務諸表の注記事項が適切でない場合は、財務諸表に対して除外事項付意見を表明することが求められている。監査人の結論は、監査報告書日までに入手した監査証拠に基づいているが、将来の事象や状況により、企業は継続企業として存続できなくなる可能性がある。
- ・ 財務諸表の表示及び注記事項が、我が国において一般に公正妥当と認められる企業会計の基準に準拠しているかどうかとともに、関連する注記事項を含めた財務諸表の表示、構成及び内容、並びに財務諸表が基礎となる取引や会計事象を適正に表示しているかどうかを評価する。

監査人は、監査役に対して、計画した監査の範囲とその実施時期、監査の実施過程で識別した内部統制の重要な不備を含む監査上の重要な発見事項、及び監査の基準で求められているその他の事項について報告を行う。

利害関係

会社と当監査法人又は業務執行社員との間には、公認会計士法の規定により記載すべき利害関係はない。

以 上

(注) 1. 上記は、監査報告書の原本に記載された事項を電子化したものであり、その原本は当社が別途保管しております。

2. X B R L データは監査の対象には含まれていません。

独立監査人の監査報告書

2021年8月4日

ブラックロック・ジャパン株式会社
取締役会御中

PwCあらた有限責任監査法人

東京事務所

指定有限責任社員
業務執行社員 公認会計士 和田 渉指定有限責任社員
業務執行社員 公認会計士 榊原 康太

監査意見

当監査法人は、金融商品取引法第193条の2第1項の規定に基づく監査証明を行うため、「ファンドの経理状況」に掲げられているブラックロック・アメリカ大陸ロング・ショート・ファンド（ダイワ投資一任専用）の2020年6月16日から2021年6月15日までの計算期間の財務諸表、すなわち、貸借対照表、損益及び剰余金計算書、注記表並びに附属明細表について監査を行った。

当監査法人は、上記の財務諸表が、我が国において一般に公正妥当と認められる企業会計の基準に準拠して、ブラックロック・アメリカ大陸ロング・ショート・ファンド（ダイワ投資一任専用）の2021年6月15日現在の信託財産の状態及び同日をもって終了する計算期間の損益の状況を、全ての重要な点において適正に表示しているものと認める。

監査意見の根拠

当監査法人は、我が国において一般に公正妥当と認められる監査の基準に準拠して監査を行った。監査の基準における当監査法人の責任は、「財務諸表監査における監査人の責任」に記載されている。当監査法人は、我が国における職業倫理に関する規定に従って、ブラックロック・ジャパン株式会社及びファンドから独立しており、また、監査人としてのその他の倫理上の責任を果たしている。当監査法人は、意見表明の基礎となる十分かつ適切な監査証拠を入手したと判断している。

財務諸表に対する経営者の責任

経営者の責任は、我が国において一般に公正妥当と認められる企業会計の基準に準拠して財務諸表を作成し適正に表示することにある。これには、不正又は誤謬による重要な虚偽表示のない財務諸表を作成し適正に表示するために経営者が必要と判断した内部統制を整備及び運用することが含まれる。

財務諸表を作成するに当たり、経営者は、継続企業の前提に基づき財務諸表を作成することが適切であるかどうかを評価し、我が国において一般に公正妥当と認められる企業会計の基準に基づいて継続企業に関する事項を開示する必要がある場合には当該事項を開示する責任がある。

財務諸表監査における監査人の責任

監査人の責任は、監査人が実施した監査に基づいて、全体としての財務諸表に不正又は誤謬による重要な虚偽表示がないかどうかについて合理的な保証を得て、監査報告書において独立の立場から財務諸表に対する意見を表明することにある。虚偽表示は、不正又は誤謬により発生する可能性があり、個別に又は集計すると、財務諸表の利用者の意思決定に影響を与えると合理的に見込まれる場合に、重要性があると判断される。

監査人は、我が国において一般に公正妥当と認められる監査の基準に従って、監査の過程を通じて、職業的専門家としての判断を行い、職業的懐疑心を保持して以下を実施する。

- ・ 不正又は誤謬による重要な虚偽表示リスクを識別し、評価する。また、重要な虚偽表示リスクに対応した監査手続を立案し、実施する。監査手続の選択及び適用は監査人の判断による。さらに、意見表明の基礎となる十分かつ適切な監査証拠を入手する。
- ・ 財務諸表監査の目的は、内部統制の有効性について意見表明するためのものではないが、監査人は、リスク評価の実施に際して、状況に応じた適切な監査手続を立案するために、監査に関連する内部統制を検討する。
- ・ 経営者が採用した会計方針及びその適用方法の適切性、並びに経営者によって行われた会計上の見積りの合理性及び関連する注記事項の妥当性を評価する。
- ・ 経営者が継続企業を前提として財務諸表を作成することが適切であるかどうか、また、入手した監査証拠に基づき、継続企業の前提に重要な疑義を生じさせるような事象又は状況に関して重要な不確実性が認められるかどうか結論付ける。継続企業の前提に関する重要な不確実性が認められる場合は、監査報告書において財務諸表の注記事項に注意を喚起すること、又は重要な不確実性に関する財務諸表の注記事項が適切でない場合は、財務諸表に対して除外事項付意見を表明することが求められている。監査人の結論は、監査報告書日までに入手した監査証拠に基づいているが、将来の事象や状況により、ファンドは継続企業として存続できなくなる可能性がある。
- ・ 財務諸表の表示及び注記事項が、我が国において一般に公正妥当と認められる企業会計の基準に準拠しているかどうかとともに、関連する注記事項を含めた財務諸表の表示、構成及び内容、並びに財務諸表が基礎となる取引や会計事象を適正に表示しているかどうかを評価する。

監査人は、経営者に対して、計画した監査の範囲とその実施時期、監査の実施過程で識別した内部統制の重要な不備を含む監査上の重要な発見事項、及び監査の基準で求められているその他の事項について報告を行う。

利害関係

ブラックロック・ジャパン株式会社及びファンドと当監査法人又は業務執行社員との間には、公認会計士法の規定により記載すべき利害関係はない。

以 上

(注) 1. 上記は監査報告書の原本に記載された事項を電子化したものであり、その原本は当社が別途保管しております。

2. XBRLデータは監査の対象には含まれていません。

独立監査人の中間監査報告書

2021年9月6日

ブラックロック・ジャパン株式会社
取締役会 御中

有限責任監査法人トーマツ

東京事務所

指定有限責任社員 業務執行社員	公認会計士	山田 信之
--------------------	-------	-------

指定有限責任社員 業務執行社員	公認会計士	中島 紀子
--------------------	-------	-------

中間監査意見

当監査法人は、金融商品取引法第193条の2第1項の規定に基づく監査証明を行うため、「委託会社等の経理状況」に掲げられているブラックロック・ジャパン株式会社の2021年1月1日から2021年12月31日までの第35期事業年度の中間会計期間（2021年1月1日から2021年6月30日まで）に係る中間財務諸表、すなわち、中間貸借対照表、中間損益計算書、中間株主資本等変動計算書、重要な会計方針及びその他の注記について中間監査を行った。

当監査法人は、上記の中間財務諸表が、我が国において一般に公正妥当と認められる中間財務諸表の作成基準に準拠して、ブラックロック・ジャパン株式会社の2021年6月30日現在の財政状態及び同日をもって終了する中間会計期間（2021年1月1日から2021年6月30日まで）の経営成績に関する有用な情報を表示しているものと認める。

中間監査意見の根拠

当監査法人は、我が国において一般に公正妥当と認められる中間監査の基準に準拠して中間監査を行った。中間監査の基準における当監査法人の責任は、「中間財務諸表監査における監査人の責任」に記載されている。当監査法人は、我が国における職業倫理に関する規定に従って、会社から独立しており、また、監査人としてのその他の倫理上の責任を果たしている。当監査法人は、中間監査の意見表明の基礎となる十分かつ適切な監査証拠を入手したと判断している。

中間財務諸表に対する経営者及び監査役の責任

経営者の責任は、我が国において一般に公正妥当と認められる中間財務諸表の作成基準に準拠して中間財務諸表を作成し有用な情報を表示することにある。これには、不正又は誤謬による重要な虚偽表示のない中間財務諸表を作成し有用な情報を表示するために経営者が必要と判断した内部統制を整備及び運用することが含まれる。

中間財務諸表を作成するに当たり、経営者は、継続企業の前提に基づき中間財務諸表を作成することが適切であるかどうかを評価し、我が国において一般に公正妥当と認められる中間財務諸表の作成基準に基づいて継続企業に関する事項を開示する必要がある場合には当該事項を開示する責任がある。

監査役の責任は、財務報告プロセスの整備及び運用における取締役の職務の執行を監視することにある。

中間財務諸表監査における監査人の責任

監査人の責任は、監査人が実施した中間監査に基づいて、全体として中間財務諸表の有用な情報の表示に関して投資者の判断を損なうような重要な虚偽表示がないかどうかの合理的な保証を得て、中間監査報告書において独立の立場から中間財務諸表に対する意見を表明することにある。虚偽表示は、不正又は誤謬により発生する可能性があり、個別に又は集計すると、中間財務諸表の利用者の意思決定に影響を与えると合理的に見込まれる場合に、重要性があると判断される。

監査人は、我が国において一般に公正妥当と認められる中間監査の基準に従って、中間監査の過程を通じて、職業的専門家としての判断を行い、職業的懐疑心を保持して以下を実施する。

- ・ 不正又は誤謬による中間財務諸表の重要な虚偽表示リスクを識別し、評価する。また、重要な虚偽表示リスクに対応する中間監査手続を立案し、実施する。中間監査手続の選択及び適用は監査人の判断による。さらに、中間監査の意見表明の基礎となる十分かつ適切な監査証拠を入手する。なお、中間監査手続は、年度監査と比べて監査手続の一部が省略され、監査人の判断により、不正又は誤謬による中間財務諸表の重要な虚偽表示リスクの評価に基づいて、分析的手続等を中心とした監査手続に必要に応じて追加の監査手続が選択及び適用される。
- ・ 中間財務諸表監査の目的は、内部統制の有効性について意見表明するためのものではないが、監査人は、リスク評価の実施に際して、状況に応じた適切な中間監査手続を立案するために、中間財務諸表の作成と有用な情報の表示に関連する内部統制を検討する。
- ・ 経営者が採用した会計方針及びその適用方法並びに経営者によって行われた会計上の見積りの合理性及び関連する注記事項の妥当性を評価する。
- ・ 経営者が継続企業を前提として中間財務諸表を作成することが適切であるかどうか、また、入手した監査証拠に基づき、継続企業的前提に重要な疑義を生じさせるような事象又は状況に関して重要な不確実性が認められるかどうか結論付ける。継続企業的前提に関する重要な不確実性が認められる場合は、中間監査報告書において中間財務諸表の注記事項に注意を喚起すること、又は重要な不確実性に関する中間財務諸表の注記事項が適切でない場合は、中間財務諸表に対して除外事項付意見を表明することが求められている。監査人の結論は、中間監査報告書日までに入手した監査証拠に基づいているが、将来の事象や状況により、企業は継続企業として存続できなくなる可能性がある。
- ・ 中間財務諸表の表示及び注記事項が、我が国において一般に公正妥当と認められる中間財務諸表の作成基準に準拠しているかどうかとともに、関連する注記事項を含めた中間財務諸表の表示、構成及び内容、並びに中間財務諸表が基礎となる取引や会計事象に関して有用な情報を表示しているかどうかを評価する。

監査人は、監査役に対して、計画した中間監査の範囲とその実施時期、中間監査の実施過程で識別した内部統制の重要な不備を含む中間監査上の重要な発見事項、及び中間監査の基準で求められているその他の事項について報告を行う。

利害関係

会社と当監査法人又は業務執行社員との間には、公認会計士法の規定により記載すべき利害関係はない。

以 上

(注) 1 . 上記は、中間監査報告書の原本に記載された事項を電子化したものであり、その原本は当社が別途保管しております。

2 . X B R L データは中間監査の対象には含まれていません。

独立監査人の中間監査報告書

2022年1月26日

ブラックロック・ジャパン株式会社
取締役会御中

PwCあらた有限責任監査法人
東京事務所
指定有限責任社員 公認会計士 和田 渉
業務執行社員

指定有限責任社員 公認会計士 榊原 康太
業務執行社員

中間監査意見

当監査法人は、金融商品取引法第193条の2第1項の規定に基づく監査証明を行うため、「ファンドの経理状況」に掲げられているブラックロック・アメリカ大陸ロング・ショート・ファンド(ダイワ投資一任専用)の2021年6月16日から2021年12月15日までの中間計算期間の中間財務諸表、すなわち、中間貸借対照表、中間損益及び剰余金計算書並びに中間注記表について中間監査を行った。

当監査法人は、上記の中間財務諸表が、我が国において一般に公正妥当と認められる中間財務諸表の作成基準に準拠して、ブラックロック・アメリカ大陸ロング・ショート・ファンド(ダイワ投資一任専用)の2021年12月15日現在の信託財産の状態及び同日をもって終了する中間計算期間(2021年6月16日から2021年12月15日まで)の損益の状況に関する有用な情報を表示しているものと認める。

中間監査意見の根拠

当監査法人は、我が国において一般に公正妥当と認められる中間監査の基準に準拠して中間監査を行った。中間監査の基準における当監査法人の責任は、「中間財務諸表監査における監査人の責任」に記載されている。当監査法人は、我が国における職業倫理に関する規定に従って、ブラックロック・ジャパン株式会社及びファンドから独立しており、また、監査人としてのその他の倫理上の責任を果たしている。当監査法人は、中間監査の意見表明の基礎となる十分かつ適切な監査証拠を入手したと判断している。

中間財務諸表に対する経営者の責任

経営者の責任は、我が国において一般に公正妥当と認められる中間財務諸表の作成基準に準拠して中間財務諸表を作成し有用な情報を表示することにある。これには、不正又は誤謬による重要な虚偽表示のない中間財務諸表を作成し有用な情報を表示するために経営者が必要と判断した内部統制を整備及び運用することが含まれる。

中間財務諸表を作成するに当たり、経営者は、継続企業の前提に基づき中間財務諸表を作成することが適切であるかどうかを評価し、我が国において一般に公正妥当と認められる中間財務諸表の作成基準に基づいて継続企業に関する事項を開示する必要がある場合には当該事項を開示する責任がある。

中間財務諸表監査における監査人の責任

監査人の責任は、監査人が実施した中間監査に基づいて、全体として中間財務諸表の有用な情報の表示に関して投資者の判断を損なうような重要な虚偽表示がないかどうかの合理的な保証を得て、中間監査報告書において独立の立場から中間財務諸表に対する意見を表明することにある。虚偽表示は、不正又は誤謬により発生する可能性があり、個別に又は集計すると、中間財務諸表の利用者の意思決定に影響を与えると合理的に見込まれる場合に、重要性があると判断される。

監査人は、我が国において一般に公正妥当と認められる中間監査の基準に従って、中間監査の過程を通じて、職業的専門家としての判断を行い、職業的懐疑心を保持して以下を実施する。

- ・ 不正又は誤謬による中間財務諸表の重要な虚偽表示リスクを識別し、評価する。また、重要な虚偽表示リスクに対応する中間監査手続を立案し、実施する。中間監査手続の選択及び適用は監査人の判断による。さらに、中間監査の意見表明の基礎となる十分かつ適切な監査証拠を入手する。なお、中間監査手続は、年度監査と比べて監査手続の一部が省略され、監査人の判断により、不正又は誤謬による中間財務諸表の重要な虚偽表示リスクの評価に基づいて、分析的手続等を中心とした監査手続に必要な応じて追加の監査手続が選択及び適用される。
- ・ 中間財務諸表監査の目的は、内部統制の有効性について意見表明するためのものではないが、監査人は、リスク評価の実施に際して、状況に応じた適切な中間監査手続を立案するために、中間財務諸表の作成と有用な情報の表示に関連する内部統制を検討する。
- ・ 経営者が採用した会計方針及びその適用方法並びに経営者によって行われた会計上の見積りの合理性及び関連する注記事項の妥当性を評価する。
- ・ 経営者が継続企業を前提として中間財務諸表を作成することが適切であるかどうか、また、入手した監査証拠に基づき、継続企業の前提に重要な疑義を生じさせるような事象又は状況に関して重要な不確実性が認められるかどうか結論付ける。継続企業の前提に関する重要な不確実性が認められる場合は、中間監査報告書において中間財務諸表の注記事項に注意を喚起すること、又は重要な不確実性に関する中間財務諸表の注記事項が適切でない場合は、中間財務諸表に対して除外事項付意見を表明することが求められている。監査人の結論は、中間監査報告書日までに入手した監査証拠に基づいているが、将来の事象や状況により、ファンドは継続企業として存続できなくなる可能性がある。
- ・ 中間財務諸表の表示及び注記事項が、我が国において一般に公正妥当と認められる中間財務諸表の作成基準に準拠しているかどうかとともに、関連する注記事項を含めた中間財務諸表の表示、構成及び内容、並びに中間財務諸表が基礎となる取引や会計事象に関して有用な情報を表示しているかどうかを評価する。

監査人は、経営者に対して、計画した中間監査の範囲とその実施時期、中間監査の実施過程で識別した内部統制の重要な不備を含む中間監査上の重要な発見事項、及び中間監査の基準で求められているその他の事項について報告を行う。

利害関係

ブラックロック・ジャパン株式会社及びファンドと当監査法人又は業務執行社員との間には、公認会計士法の規定により記載すべき利害関係はない。

以 上

(注) 1 . 上記は中間監査報告書の原本に記載された事項を電子化したものであり、その原本は当社が別途保管しております。

2 . XBRLデータは中間監査の対象には含まれていません。