

【表紙】

【提出書類】 有価証券届出書

【提出先】 関東財務局長

【提出日】 2023年3月8日

【発行者名】 ブラックロック・ジャパン株式会社

【代表者の役職氏名】 代表取締役社長 有田 浩之

【本店の所在の場所】 東京都千代田区丸の内一丁目8番3号

【事務連絡者氏名】 坂井 瑛美

【電話番号】 03-6703-7940

【届出の対象とした募集(売出)内国投資
信託受益証券に係るファンドの名称】 ブラックロック・アメリカ大陸ロング・ショート・ファンド（ダイワ投資一
任専用）

【届出の対象とした募集(売出)内国投資
信託受益証券の金額】 600億円を上限とします。

【縦覧に供する場所】 該当事項はありません。

(注) 本書において文中および表中の数字は四捨五入された数値として表示されている場合があり、従って合計として表示された数字はかかる数値の総和と必ずしも一致するとは限りません。

第一部【証券情報】

(1)【ファンドの名称】

ブラックロック・アメリカ大陸ロング・ショート・ファンド（ダイワ投資一任専用）
（以下「当ファンド」または「ファンド」といいます。）

(2)【内国投資信託受益証券の形態等】

追加型証券投資信託の受益権です。

当初元本は、1口当たり1円です。

ファンドの受益権は、社債、株式等の振替に関する法律（以下「社振法」といいます。）の規定の適用を受け、受益権の帰属は、後述の「(11)振替機関に関する事項」に記載の振替機関および当該振替機関の下位の口座管理機関（社振法第2条に規定する「口座管理機関」をいい、振替機関を含め、以下「振替機関等」といいます。）の振替口座簿に記載または記録されることにより定まります（以下、振替口座簿に記載または記録されることにより定まる受益権を「振替受益権」といいます。）。委託会社であるブラックロック・ジャパン株式会社は、やむを得ない事情等がある場合を除き、当該振替受益権を表示する受益証券を発行しません。また、振替受益権には無記名式や記名式の形態はありません。

当ファンドについて、委託会社の依頼により、信用格付業者から提供され、もしくは閲覧に供された信用格付または信用格付業者から提供され、もしくは閲覧に供される予定の信用格付はありません。

(3)【発行（売出）価額の総額】

600億円を上限とします。

当ファンドの運用戦略に適した運用規模・運用効率を勘案し、市場環境や資金流入の動向に応じて信託金の限度額を下回る段階で購入申込の受付を停止する場合があります。

(4)【発行（売出）価格】

購入受付日の翌営業日の基準価額とします。

基準価額につきましては、販売会社または下記にお問い合わせください。

ブラックロック・ジャパン株式会社

電話番号： 03-6703-4300（受付時間 営業日の9：00～17：00）

ホームページアドレス： www.blackrock.com/jp/

(5)【申込手数料】

購入時の申込手数料（以下「購入時手数料」といいます。）は、販売会社が独自に定めることができます。

（販売会社につきましては、「(8)申込取扱場所」に記載の照会先までお問い合わせください。）

なお、購入時手数料には消費税に相当する金額および地方消費税に相当する金額（以下「消費税等相当額」といいます。）が含まれています（以下同じ。）。

購入時手数料を徴収している販売会社はありません。

分配金の受取方法により、「分配金支払いコース」、「分配金再投資コース」の2つのコースがあります。「分配金再投資コース」を選択した投資者が、分配金を再投資する場合は、無手数料とします。

(6)【申込単位】

分配金の受取方法により、収益の分配時に分配金を受け取る「分配金支払いコース」と、分配金が税引き後、無手数料で再投資される「分配金再投資コース」の2つの購入方法があります。

取扱いを行なうコースおよび購入の申込単位（以下「購入単位」といいます。）は、各販売会社により異なりますので、詳細は販売会社にお問い合わせください。

(7)【申込期間】

2023年3月9日から2023年9月8日まで

申込期間は、上記期間満了前に有価証券届出書を提出することによって更新されます。

(8)【申込取扱場所】

ファンドの申込取扱場所（以下「販売会社」といいます。）については下記にお問い合わせください。

ブラックロック・ジャパン株式会社

電話番号： 03-6703-4300（受付時間 営業日の9：00～17：00）

ホームページアドレス： www.blackrock.com/jp/

(9)【払込期日】

ファンドの投資者は、販売会社が定める日までに購入代金（購入受付日の翌営業日の基準価額に購入口数を乗じた金額に、購入時手数料を加算した金額をいいます。）を販売会社に支払うものとします。

振替受益権に係る各購入受付日の発行価額の総額は、販売会社によって追加信託が行なわれる日に委託会社の指定する口座を経由して、受託会社の指定するファンド口座に払い込まれます。

購入時手数料を徴収している販売会社はありません。

(10)【払込取扱場所】

上記「(8)申込取扱場所」でお払い込みください。

(11)【振替機関に関する事項】

振替機関は、株式会社証券保管振替機構です。

(12)【その他】

購入代金の利息

購入代金には利息をつけません。

日本以外の地域における発行

行ないません。

購入不可日

販売会社の営業日であっても、ルクセンブルグの銀行の休業日、12月24日、その他実質的な主要投資対象ファンドの受付不可日のいずれかに該当する場合は、購入は受け付けません。

振替受益権について

ファンドの受益権は、社振法の規定の適用を受け、上記「(11)振替機関に関する事項」に記載の振替機関の振替業にかかる業務規程等の規則にしたがって取り扱われるものとします。

ファンドの分配金、償還金、換金代金は、社振法および上記「(11)振替機関に関する事項」に記載の振替機関の業務規程その他の規則にしたがって支払われます。

(参考)

投資信託振替制度とは、

- ・ファンドの受益権の発生、消滅、移転をコンピュータシステムにて管理します。
- ・ファンドの設定、換金、償還等がコンピュータシステム上の帳簿（「振替口座簿」といいます。）への記載・記録によって行なわれますので、受益証券は発行されません。

第二部【ファンド情報】

第1【ファンドの状況】

1【ファンドの性格】

(1)【ファンドの目的及び基本的性格】

「ブラックロック・アメリカ大陸ロング・ショート・ファンド（ダイワ投資一任専用）」（以下「当ファンド」または「ファンド」といいます。）は、市場動向に左右されない投資収益の達成を目標に運用を行ないます。

当ファンドは、追加型証券投資信託であり、追加型投信／海外／株式／特殊型（ロング・ショート型）に属しています。下記は、一般社団法人投資信託協会の「商品分類に関する指針」に基づき当ファンドが該当する商品分類・属性区分を網掛け表示しています。

<商品分類表>

単位型・追加型	投資対象地域	投資対象資産（収益の源泉）	補足分類
単位型投信 追加型投信	国内 海外 内外	株式 債券 不動産投信 その他資産（ ） 資産複合	インデックス型 特殊型 (ロング・ショート型)

<属性区分表>

投資対象資産	決算頻度	投資対象地域	投資形態	為替ヘッジ	特殊型
株式	年1回	グローバル	ファミリー	あり	ブル・ベア型
一般	年2回	日本	ファンド	(フルヘッジ)	条件付運用型
大型株	年4回	北米			
中小型株	年6回	欧州	ファンド・	なし	ロング・ショ-
債券	(隔月)	アジア	オブ・		ト型 / 絶対収益
一般	年12回	オセアニア	ファンズ		追求型
公債	(毎月)	中南米			
社債	日々	アフリカ			
その他債券	その他	中近東			その他
クレジット属性		(中東)			
不動産投信		エマージング			
その他資産					
(投資信託証券)					
資産複合					
資産配分固定型					
資産配分変更型					

<各分類および区分の定義>

・商品分類

単位型投信・追加型投信の区分	追加型投信	一度設定されたファンドであってもその後追加設定が行なわれ従来の信託財産とともに運用されるファンドをいう。
投資対象地域による区分	海外	目論見書又は投資信託約款において、組入資産による主たる投資収益が実質的に海外の資産を源泉とする旨の記載があるものをいう。
投資対象資産による区分	株式	目論見書又は投資信託約款において、組入資産による主たる投資収益が実質的に株式を源泉とする旨の記載があるものをいう。
補足分類	特殊型 (ロング・ショート型)	目論見書又は投資信託約款において、投資者に対して注意を喚起することが必要と思われる特殊な仕組みあるいは運用手法(ロング・ショート戦略)の記載があるものをいう。

・属性区分

投資対象資産による属性区分	その他資産(投資信託証券)	目論見書又は投資信託約款において、主として投資信託証券に投資する旨の記載があるものをいう。
決算頻度による属性区分	年1回	目論見書又は投資信託約款において、年1回決算する旨の記載があるものをいう。
投資対象地域による属性区分	北米 中南米	目論見書又は投資信託約款において、組入資産による投資収益が北米地域および中南米地域の資産を源泉とする旨の記載があるものをいう。
投資形態による属性区分	ファミリーファンド	目論見書又は投資信託約款において、親投資信託(ファンド・オブ・ファンズにのみ投資されるものを除く。)を投資対象として投資するものをいう。
為替ヘッジによる属性区分	為替ヘッジあり (フルヘッジ)	目論見書又は投資信託約款において、為替のフルヘッジ又は一部の資産に為替のヘッジを行なう旨の記載があるものをいう。なお、「為替ヘッジ」とは、対円での為替リスクに対するヘッジの有無をいう。
特殊型による属性区分	ロング・ショート型	目論見書又は投資信託約款において、ロング・ショート戦略により収益の追求を目指す旨の記載があるものをいう。

当ファンドは、ファミリーファンド方式で運用され、かつマザーファンドはファンド・オブ・ファンズ形式で運用されます。このため、組入れている資産を示す属性区分上の投資対象資産(その他資産(投資信託証券))と収益の源泉となる資産を示す商品分類上の投資対象資産(株式)とが異なります。

上記は、一般社団法人投資信託協会の定義を基に委託会社が作成したものを含まれます。なお、上記以外の商品分類・属性区分の定義については、一般社団法人投資信託協会のホームページ(www.toushin.or.jp/)をご参照ください。

信託金の限度額は、600億円です。ただし、委託会社は受託会社と合意のうえ、当該限度額を変更することができます。

当ファンドの運用戦略に適した運用規模・運用効率を勘案し、市場環境や資金流入の動向に応じて信託金の限度額を下回る段階で購入申込の受付を停止する場合があります。

ファンドの特色 (当ファンドおよびマザーファンドの特色)

- a. 当ファンドは、投資者と販売会社が締結する投資一任契約に基づいて、資産を管理する口座の資金を運用するためのファンドです。

当ファンドは、ダイワファンドラップ アクティブ・シリーズを構成するファンドの1つです。

当ファンドの購入の申込みを行なう投資者は、販売会社と投資一任契約の資産を管理する口座に関する契約および投資一任契約を締結する必要があります。

- b. アメリカ大陸株式(米国、カナダおよびラテンアメリカ諸国の株式)等を投資対象として、ロングショート(買い建て・売り建て)ポジションを構築することにより、市場動向に左右されない投資収益の達成を目標に運用を行ないます。

アメリカズ・ロングショート・マザーファンド受益証券への投資を通じて、主として米国、カナダおよびラテンアメリカ諸国の株式および株式関連の派生商品等に投資し、ロングショート(買い建て・売り建て)ポジションを構築する投資信託証券を実質的な主要投資対象とします。副次的な投資対象として、米国の短中期国債等に投資する投資信託証券にも投資を行ないます。通常、実質的な主要投資対象ファンドへの投資割合を高位に保ちます。

各投資信託証券への投資割合は、原則として市況動向および各投資信託証券の収益性等を勘案して委託会社が決定します。

実質的な主要投資対象ファンドは、米国、カナダおよびラテンアメリカ諸国の中小型株を含む約4,000の幅広い株式を投資候補銘柄とします。また、投資にあたってはデリバティブ取引(スワップなど)を活用します。

上記の投資候補銘柄数は、今後変更になる可能性があります。

買い建て額と売り建て額の合計であるグロスポジションは、実質的な主要投資対象ファンドの純資産総額の200~800%の範囲内とします。

実質的な主要投資対象ファンドの投資手法およびグロスポジションの割合は将来変更になる場合があります。

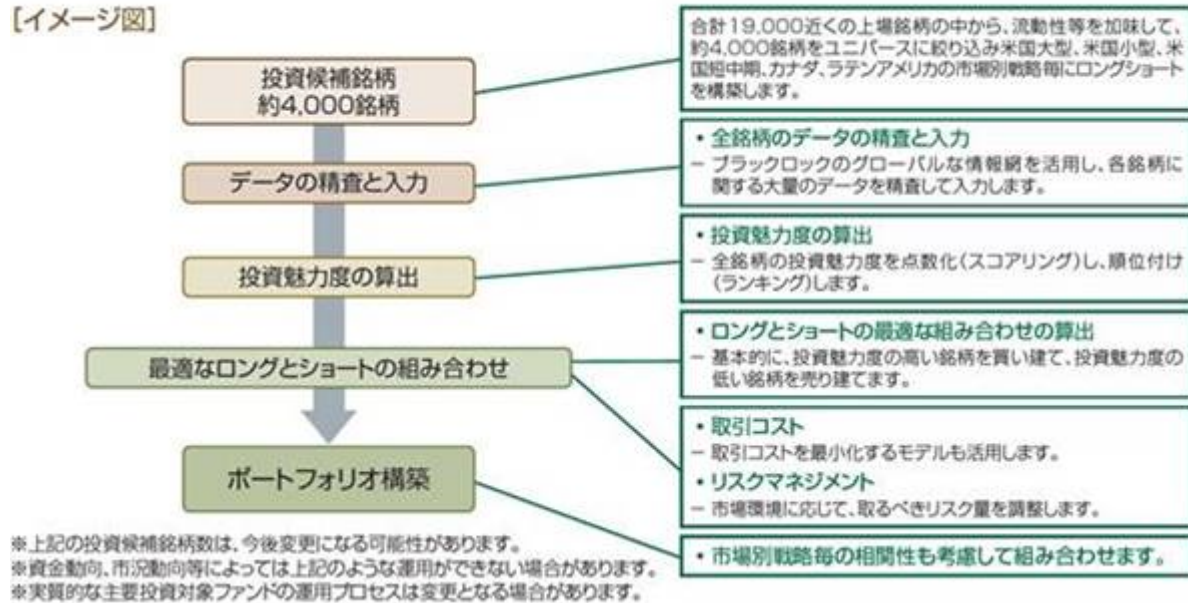
実質的な主要投資対象ファンドのロングショート戦略は、ブラックロック独自の計量モデルを活用することで運用を行ないます。

計量モデルとは、市場や株価の動きを計量的な数式で捉えようとするものです。大量の投資情報を活用し、リターン獲得を図るためのツールです。

<実質的な主要投資対象ファンドの運用プロセス>

独自の計量モデルを活用し、ロングショート戦略によりポートフォリオを構築します。

【イメージ図】



b. ファンドは、アメリカズ・ロングショート・マザーファンドをマザーファンドとするファミリーファンド方式で運用します。

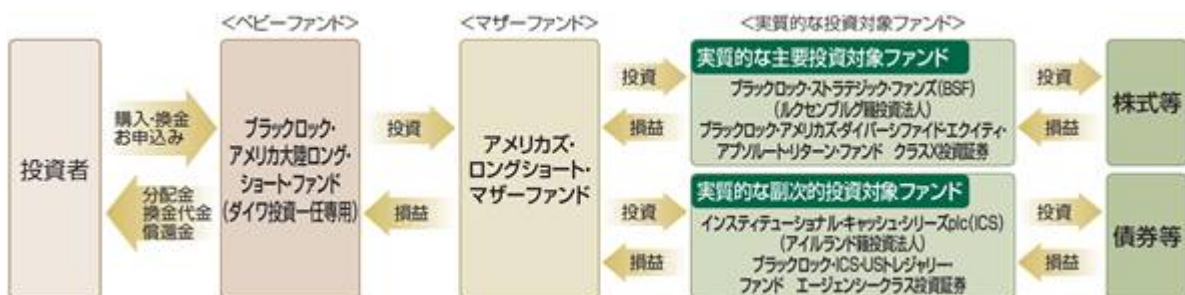
ファンドは、マザーファンドを通じて、投資信託証券を投資対象とするファンド・オブ・ファンズです。

マザーファンドは「BSF ブラックロック・アメリカズ・ダイバーシファイド・エクイティ・アブソルート・リターン・ファンド^{*1}」と「ICS ブラックロック・ICS・USTレジャリー・ファンド^{*2}」に投資します。

*1 正式名称は、「ブラックロック・ストラテジック・ファンズ(ルクセンブルグ籍投資法人) ブラックロック・アメリカズ・ダイバーシファイド・エクイティ・アブソルート・リターン・ファンド クラスX投資証券」です。

*2 正式名称は、「インスティテューショナル・キャッシュ・シリーズplc(アイルランド籍投資法人) ブラックロック・ICS・USTレジャリー・ファンド エージェンシークラス投資証券」です。

<ファンドの仕組み>



投資対象ファンドは、委託会社の判断により適宜見直しを行なうことがあります。

- c. 実質外貨建資産については、為替ヘッジにより為替変動リスクの低減を図ることを基本とします。

当ファンドは、マザーファンドが投資する米ドル建て投資信託証券等(実質外貨建資産)に対して対円の為替ヘッジを行いません。

また、実質的な主要投資対象ファンドは現地通貨建てで投資を行なう場合があり、通常は現地通貨にかかる為替変動リスクは、ロングショート戦略において相殺されますが、ロングポジションとショートポジションの割合が一致しない等の場合には米ドルに対する現地通貨の為替レートの変動が、間接的に当ファンドの運用成果に影響を与えます。

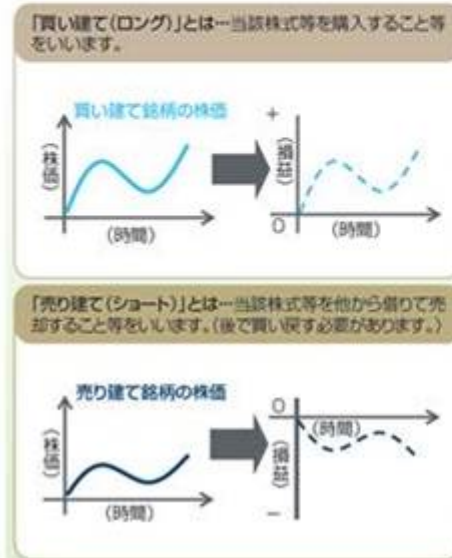
(追加的記載事項)

ロングショート戦略とは

- **ロングショート戦略とは、相対的に投資魅力度の高い資産を買い建て(ロング)、相対的に投資魅力度が低い資産を売り建て(ショート)する投資手法をいいます。**
「買い建て」銘柄の方が「売り建て」銘柄よりも良いパフォーマンスの場合にロングショート戦略全体としての損益はプラスになります(逆の場合には、損益はマイナスになります)。

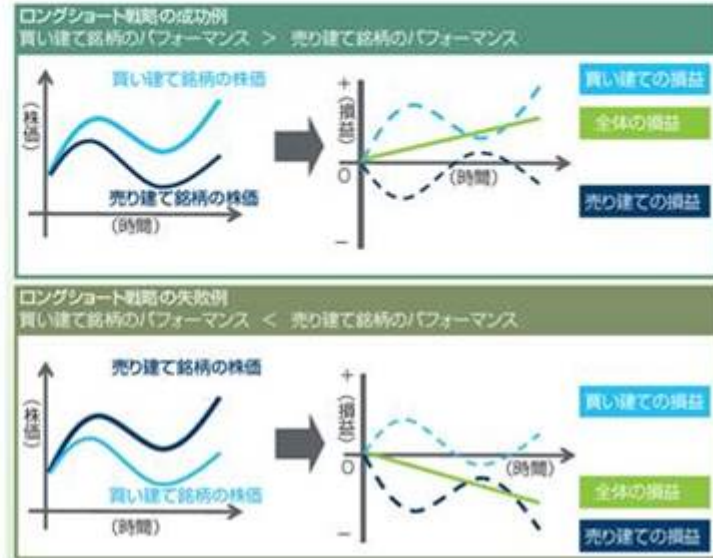
「買い建て」と「売り建て」について

[イメージ図]



ロングショート戦略による損益①

[イメージ図]



ロングショート戦略による損益②

- **買い建てと売り建てを同時に実施することで、株式市場全体の上昇・下落による影響を軽減させ投資銘柄固有の価格変動から得られる収益を効率的に獲得することを目指します。**

[イメージ図]

ロングショート戦略の損益

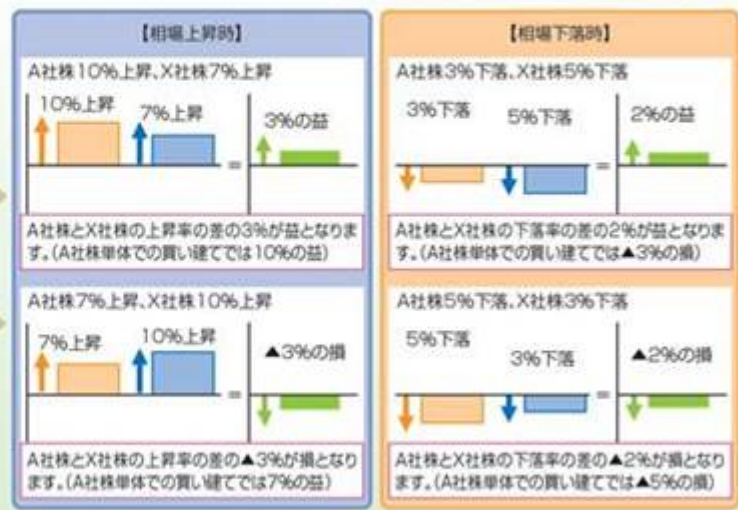
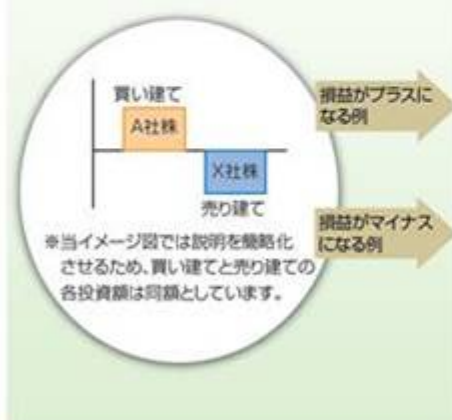
=

買い建て銘柄の損益

+

売り建て銘柄の損益

例 A社株を買い建て/X社株を売り建て



※上記のイメージ図は、ロングショート戦略をご理解頂くことを目的に作成したものであり、当ファンドの運用成果等を保証するものではありません。

※実質的な主要投資対象ファンドにおける買い建てと売り建てに際しては、デリバティブ取引を活用します。

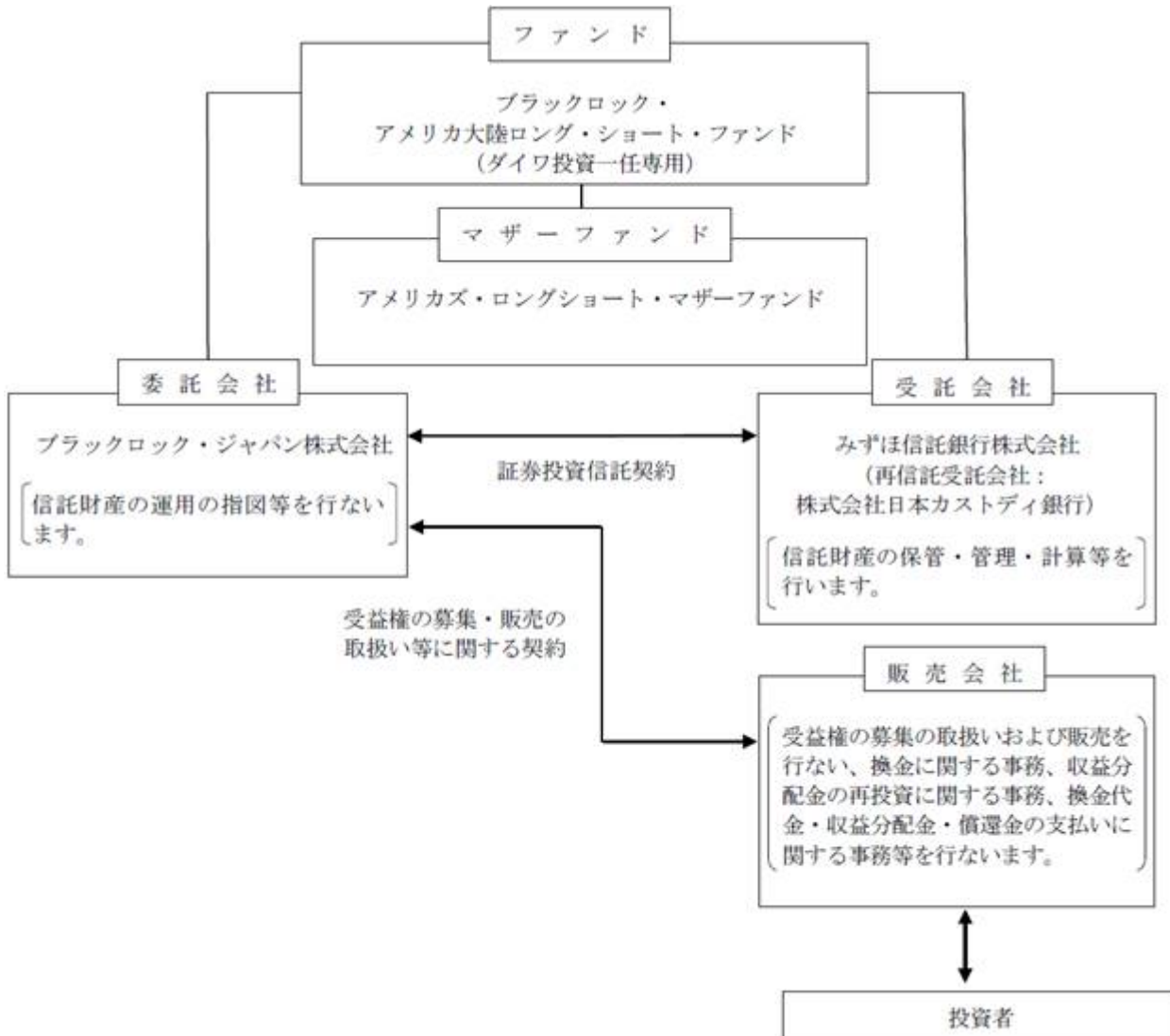
※ロングとショートの双方で損失した場合は、通常想定される以上に当ファンドの運用成果が影響を被る可能性があります。

(2) 【ファンドの沿革】

2016年9月26日 信託契約締結、ファンドの設定日、運用開始
 2017年3月18日 マザーファンド名称を変更
 「ブラックロック・アメリカズ・ロングショート・マザーファンド」から「アメリカズ・ロングショート・マザーファンド」に変更

(3) 【ファンドの仕組み】

ファンドの仕組み



< 契約等の概要 >

a. 「証券投資信託契約」

ファンドの設定・運営に関する事項、信託財産の運用・管理に関する事項、委託会社および受託会社の業務に関する事項、投資者に関する事項等について規定しています。

b. 「受益権の募集・販売の取扱い等に関する契約」

委託会社が販売会社に委託する受益権の募集販売の取扱い、換金事務、投資者に対する収益分配金および換金代金の支払い、その他これらの業務に付随する業務等について規定しています。

< 委託会社の概況 >

2022年12月末現在の委託会社の概況は、以下のとおりです。

a . 資本金 3,120百万円

b . 沿革

1985年1月	メリルリンチ投資顧問株式会社 (後のメリルリンチ・インベストメント・マネジャーズ株式会社)設立 1987年3月 証券投資顧問業者として登録 1987年6月 投資一任業務認可を取得 1997年12月 投資信託委託業務免許を取得
1988年3月	パークレイズ・デザート・ウェッド投資顧問株式会社 (後のパークレイズ・グローバル・インベスターズ株式会社)設立 1988年6月 証券投資顧問業者として登録 1989年1月 投資一任業務認可を取得 1998年3月 投資信託委託業務免許を取得
1999年4月	野村ブラックロック・アセット・マネジメント株式会社 (後のブラックロック・ジャパン株式会社)設立 1999年6月 証券投資顧問業者として登録 1999年8月 投資一任業務認可を取得
2006年10月	メリルリンチ・インベストメント・マネジャーズ株式会社を存続会社として、 ブラックロック・ジャパン株式会社と合併 新会社商号:「ブラックロック・ジャパン株式会社」
2009年12月	パークレイズ・グローバル・インベスターズ株式会社を存続会社として、 ブラックロック・ジャパン株式会社と合併 新会社商号:「ブラックロック・ジャパン株式会社」

c . 大株主の状況

株主名	住所	所有 株式数	所有比率
ブラックロック・ジャパン・ ホールディングス合同会社	東京都千代田区丸の内一丁目8番3号	15,000株	100%

2【投資方針】

(1)【投資方針】

アメリカズ・ロングショート・マザーファンド受益証券への投資を通じて、主として米国、カナダおよびラテンアメリカ諸国の株式および株式関連の派生商品等に投資し、ロングショート（売建および買建）ポジションを構築することにより市場動向に左右されない投資収益を追求する投資信託証券に投資を行ないます。副次的な投資対象として、短期債券等に投資する投資信託証券にも投資を行ないます。投資対象とする投資信託証券は、別に定めるブラックロック・グループの運用会社が運用するものとします。

実質外貨建資産については、為替ヘッジにより為替変動リスクの低減を図ることを基本とします。

資金動向、市況動向、残存信託期間等によっては、上記のような運用ができない場合もあります。

委託会社は、自己又は第三者の利益を図るために投資者の利益を害することとなる潜在的なおそれのある取引を行ない又は行なうことがある場合、投資者の利益を害しないことを確保するため、売買執行管理規程等の社内規程により管理します。

<参考> マザーファンドの運用の基本方針

アメリカズ・ロングショート・マザーファンド

- 運用の基本方針 -

1. 基本方針

この投資信託は、市場動向に左右されない投資収益の達成を目標に運用を行ないます。

2. 運用方法

(1) 投資対象

主として米国、カナダおよびラテンアメリカ諸国の株式および株式関連の派生商品等に投資し、ロング・ショート（売建および買建）ポジションを構築することにより市場動向に左右されない投資収益を追求する投資信託証券に投資を行ないます。副次的な投資対象として、短期債券等に投資する投資信託証券にも投資を行ないます。投資信託証券には、国内投資信託または外国投資信託の受益証券、投資証券、または外国投資証券が含まれます。

(2) 投資態度

主として米国、カナダおよびラテンアメリカ諸国の株式および株式関連の派生商品等に投資し、ロング・ショート（売建および買建）ポジションを構築することにより市場動向に左右されない投資収益を追求する投資信託証券（以下、「主要投資対象ファンド」といいます。）に投資を行ないます。副次的な投資対象として、短期債券等に投資する投資信託証券にも投資を行ないます。投資対象とする投資信託証券は、別に定めるブラックロック・グループの運用会社が運用するものとします。

各投資信託証券への投資割合は、原則として市況動向および各投資信託証券の収益性等を勘案して委託会社が決定します。通常、主要投資対象ファンドへの投資割合を高位に保ちます。

別に定める投資信託証券は、委託会社の判断により、変更することがあります。

外貨建資産については、為替ヘッジにより為替変動リスクの低減を図ることを基本とします。

資金動向、市場動向、残存信託期間等によっては、上記のような運用ができない場合もあります。

(3) 投資制限

投資信託証券および短期金融商品（短期運用の有価証券を含みます。）以外への直接投資は行ないません。

投資信託証券への投資割合には制限を設けません。

外貨建資産への投資割合には制限を設けません。

一般社団法人投資信託協会規則に定める一の者に係る株式等エクスポージャー、債券等エクスポージャーおよびデリバティブ等エクスポージャーの信託財産の純資産総額に対する比率は、原則としてそれぞれ10%、合計で20%を超えないものとし、当該比率を超えることとなった場合には、同規則にしたがい当該比率以内となるよう調整を行ないます。

(2)【投資対象】

投資対象とする資産の種類

この信託において投資の対象とする資産の種類は、次に掲げる特定資産（「特定資産」とは、投資信託及び投資法人に関する法律（以下「投信法」といいます。）第2条第1項で定めるものをいいます。以下同じ。）とします。

- a．有価証券
- b．金銭債権
- c．約束手形（手形割引市場において売買される手形に限ります。）

投資対象とする有価証券

委託会社は、信託金を、主としてアメリカズ・ロングショート・マザーファンド受益証券のほか、次の有価証券（金融商品取引法第2条第2項の規定により有価証券とみなされる同項各号に掲げる権利を除きます。）に投資することを指図します。

- a．国債証券
- b．地方債証券
- c．特別の法律により法人の発行する債券および社債券（新株引受権証券と社債券とが一体となった新株引受権付社債券の新株引受権証券および短期社債券を除きます。）
- d．短期社債等（社債、株式等の振替に関する法律第66条第1号に規定する短期社債、保険業法第61条の10第1項に規定する短期社債、資産の流動化に関する法律第2条第8項に関する特定短期社債、商工組合中央金庫法第33条の2に規定する短期商工債、信用金庫法第54条の4第1項に規定する短期債および農林中央金庫法第62条の2第1項に規定する短期農林債をいいます。）
- e．コマーシャル・ペーパー
- f．外国または外国の者の発行する証券または証書で、前各号の証券または証書の性質を有するもの
- g．外国法人が発行する譲渡性預金証書

なお、a．からc．の証券を以下「公社債」といい、公社債にかかる運用の指図は買い現先取引（売戻し条件付の買い入れ）および債券貸借取引（現金担保付き債券借入れ）に限り行なうことができるものとします。

投資対象とする金融商品

このファンドの設定、換金、償還、投資環境の変動等への対応等、委託会社が運用上必要と認めるときには、有価証券のほか、次に掲げる金融商品（金融商品取引法第2条第2項の規定により有価証券とみなされる同項各号に掲げる権利を含みます。）により運用を指図することができます。

- a．預金
- b．指定金銭信託（金融商品取引法第2条第1項第14号に規定する受益証券発行信託を除きます。）
- c．コール・ローン
- d．手形割引市場において売買される手形

マザーファンドの投資対象ファンドの概要

(a) B S F ブラックロック・アメリカズ・ダイバーシファイド・エクイティ・アブソルート・リターン・ファンド

形態	ルクセンブルグ籍（オープン・エンド型）会社型外国投資証券（米ドル建て）
投資目的および投資態度	ファンドは株式等に投資するロングショート（買い建ておよび売り建て）ポジションを構築することにより、市場動向に係わらずプラスのアブソルート・リターンの追求を目指します。ファンドの純資産の少なくとも70%を米国、カナダおよびラテンアメリカ諸国の株式もしくは株式関連の派生商品等へ投資を行ないます。ファンドは、投資対象とする株式市場へのネットエクスポージャーを最小限にすることを旨として、広く分散投資を行ないます。
設定日	2012年2月17日
存続期間	無期限
主な投資対象	米国、カナダおよびラテンアメリカ諸国の株式もしくは株式関連の派生商品等に投資します。
主な投資制限	<ul style="list-style-type: none"> ・同一発行体の譲渡性のある証券への投資は、原則としてファンドの純資産総額の10%以下とします。 ・純資産総額の5%を超えて投資しているすべての発行体について、ファンドが保有する譲渡性のある証券の総額は原則として純資産総額の40%を超えないものとします。
管理報酬	ありません。(注)
その他費用	管理業務会社、保管会社および名義書換事務代行会社への報酬等および事務諸費に要する費用についてはファンドから差し引かれます。
決算日	年1回（原則として5月末日）に決算を行ないます。
収益分配方針	原則として、分配を行ないません。
申込手数料	ありません。
管理会社	ブラックロック（ルクセンブルグ）エス・エー
投資顧問会社	ブラックロック・インスティテューショナル・トラスト・カンパニー、エヌ・エイ。
保管会社	ステート・ストリート・バンク・インターナショナル GmbH、ルクセンブルグ支店

(注) 投資対象ファンドにかかる報酬相当額は、委託会社の信託報酬より支払われます。

(b) ICS ブラックロック・ICS・USTレジャー・ファンド

形態	アイルランド籍(オープン・エンド型)会社型外国投資証券(米ドル建て)
投資目的および投資態度	ファンドは、流動性と元本の安定性を確保しつつ、安定的なインカム水準を追求します。ファンドは、米国短中期国債、米国政府によって発行されるその他債務権および現先取引に投資をします。現先取引の活用により流動性を確保します。
設定日	2008年9月29日
存続期間	無期限
主な投資対象	主としてファンドは、米国短中期国債、米国政府によって発行されるその他債務権および現先取引を主要投資対象とします。
主な投資制限	・同一発行体の譲渡性のある証券もしくは短期金融商品への投資は原則としてファンドの純資産総額の10%以下とします。
管理報酬 その他費用	管理報酬、保管報酬および事務の処理に要する諸費用がファンドから差し引かれます。
決算日	年1回(原則として9月30日)に決算を行いません。
収益分配方針	原則として、分配を行いません。
申込手数料	ありません。
管理会社	ブラックロック・アセット・マネジメント・アイルランド・リミテッド
投資顧問会社	ブラックロック・キャピタル・マネジメント・インク
保管会社	J.P.モルガン・エスイー、ダブリン支店

(3) 【運用体制】

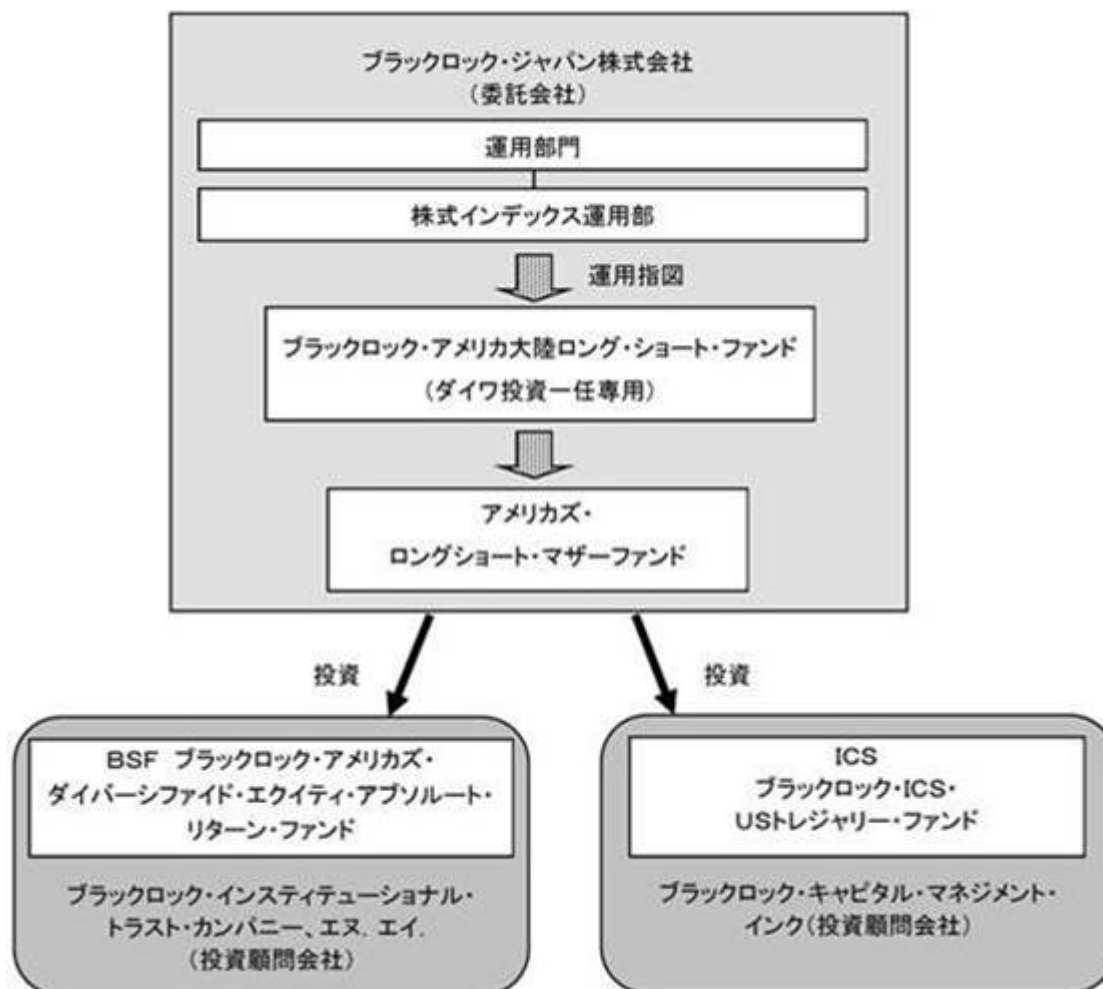
ファンドの運用・管理の各業務の役割分担を社内規程により定めております。

ファンドの運用については委託会社の運用部門が統括しています。

社内には内部監査を担当する部門、ファンドの運用状況やリスク状況等をモニターし、関連部署にフィードバックする部門、或いは投資委員会等開催により、各ファンドの投資方針等にしがって運用が行なわれているか確認する組織、機能が確立しています。

当ファンドの運用は、株式インデックス運用部（当ファンド担当：8名程度）が担当いたします。

運用体制図



運用体制等は、変更となる場合があります。

ブラックロック・グループ

ブラックロック・グループは、運用資産残高約8.59兆ドル^{*}（約1,134兆円）を持つ世界最大級の独立系資産運用グループであり、当社はその日本法人です。

当グループは、世界各国の機関投資家および個人投資家のため、株式、債券、キャッシュ・マネジメントおよびオルタナティブ商品といった様々な資産クラスの運用を行なっております。また、機関投資家向けに、リスク管理、投資システム・アウトソーシングおよびファイナンシャル・アドバイザー・サービスの提供を行なっております。

^{*} 2022年12月末現在。（円換算レートは1ドル＝131.945円を使用）

(4)【分配方針】

収益分配方針

年1回の毎決算時(原則として6月15日。休業日の場合は翌営業日。)に、原則として以下の方針に基づき、分配を行ないます。

a. 分配対象額の範囲

分配対象額の範囲は、経費控除後の繰越分を含めた利子・配当等収益および売買損益(繰越欠損補填後、評価損益を含みます。)等の全額とします。

b. 分配対象収益についての分配方針

分配金額は、委託会社が基準価額水準、市況動向等を勘案して決定します。基準価額水準、市況動向等によっては分配を行わないことがあります。将来の分配金の支払いおよびその金額について保証するものではありません。

c. 留保益の運用方針

留保益の運用については特に制限を設けず、委託会社の判断に基づき、元本部分と同一の運用を行ないます。

収益の分配

a. 信託財産から生じる毎計算期末における利益は、次の方法により処理するものとします。

(a) 利子、配当金およびこれ等に類する収益から支払利息を控除した額(以下「配当等収益」といいます。)は、諸経費、諸費用(消費税に相当する金額および地方消費税に相当する金額(以下「消費税相当額」といいます。))を含みます。以下同じ。)、信託報酬(消費税等相当額を含みます。以下同じ。)を控除した後、その残額を投資者に分配することができます。なお、次期以降の分配に充てるため、その一部を分配準備積立金として積み立てることができます。

(b) 売買損益に評価損益を加減した利益金額(以下「売買益」といいます。)は、諸経費、諸費用および信託報酬を控除し、繰越欠損金のあるときは、その全額を売買益をもって補てんした後、投資者に分配することができます。なお、次期以降の分配に充てるため、分配準備積立金として積み立てることができます。

b. 毎計算期末において、信託財産につき生じた損失は、次期に繰り越すものとします。

収益分配金の支払い

a. 支払時期と支払場所

(a) 分配金支払いコースの場合

毎計算期間終了日後1ヵ月以内の委託会社の指定する日(原則として5営業日以内)に、毎計算期間の末日において振替機関等の振替口座簿に記載または記録されている投資者にお支払いを開始します。収益分配金は販売会社の営業所等において支払います。

(b) 分配金再投資コースの場合

累積投資契約に基づき、受託会社が委託会社の指定する預金口座等に払い込むことにより、原則として毎計算期間終了日の翌営業日に収益分配金が販売会社に支払われます。この場合、販売会社は投資者に対し遅滞なく収益分配金の再投資にかかる受益権の売り付けを行ないます。当該売り付けにより増加した受益権は、振替口座簿に記載または記録されます。

b. 時効

投資者が、a.(a)に規定する支払開始日から5年間支払い請求を行わない場合はその権利を失い、委託会社が受託会社から交付を受けた金銭は委託会社に帰属します。

(5) 【投資制限】

以下は当ファンドの約款で定める投資制限です。

投資信託証券および短期金融商品（短期運用の有価証券を含みます。）以外への直接投資は行ないません。

投資信託証券への投資制限

投資信託証券への実質投資割合には制限を設けません。

外貨建資産への投資制限

外貨建資産への実質投資割合には、制限を設けません。

特別の場合の外貨建有価証券への投資制限

外貨建有価証券への投資については、わが国の国際収支上の理由等により、特に必要と認められる場合には、制約されることがあります。

公社債の借入れ

- a. 委託会社は、信託財産の効率的な運用に資するため、公社債の借入れの指図をすることができます。なお、当該公社債の借入れを行なうにあたり担保の提供が必要と認められた時は、担保の提供の指図を行なうものとします。
- b. a. の指図は、当該借入れにかかる公社債の時価総額が信託財産の純資産総額の範囲内とします。
- c. 信託財産の換金等の事由により、b. の借入れにかかる公社債の時価総額が信託財産の純資産総額を超えることとなった場合には、委託会社は速やかに、その超える額に相当する借入れた公社債の一部を返還するための指図をするものとします。
- d. a. の借入れにかかる品借料は信託財産中から支弁します。

外国為替予約の指図および範囲

委託会社は、信託財産に属する外貨建資産とマザーファンドの信託財産に属する外貨建資産のうち信託財産に属するとみなした額（信託財産に属するマザーファンドの時価総額にマザーファンドの信託財産の純資産総額に占める外貨建資産の時価総額の割合を乗じて得た額をいいます。）との合計額について、当該外貨建資産の為替ヘッジのため、外国為替の売買の予約取引の指図をすることができます。

信用リスク集中回避のための投資制限

一般社団法人投資信託協会規則に定める一の者に係る株式等エクスポージャー、債券等エクスポージャーおよびデリバティブ等エクスポージャーの信託財産の純資産総額に対する比率は、原則としてそれぞれ10%、合計で20%を超えないものとし、当該比率を超えることとなった場合には、同規則にしたがい当該比率以内となるよう調整を行ないます。

資金の借入れ

- a. 委託会社は、信託財産の効率的な運用ならびに運用の安定性に資するため、換金に伴う支払資金の手当て（換金に伴う支払資金の手当てのために借入れた資金の返済を含みます。）を目的として、または再投資にかかる収益分配金の支払資金の手当てを目的として、資金借入れ（コール市場を通じる場合を含みます。）の指図をすることができます。なお、当該借入金をもって有価証券等の運用は行なわないものとします。
- b. 換金に伴う支払資金の手当てにかかる借入期間は、投資者への換金代金支払開始日から信託財産で保有する有価証券等の売却代金の受渡日までの間または投資者への換金代金支払開始日から信託財産で保有する有価証券等の換金代金入金日までの間もしくは投資者への換金代金支払開始日から信託財産で保有する有価証券等の償還金の入金日までの期間が5営業日以内である場合の当該期間とし、資金借入額は当該有価証券等の売却または換金代金および有価証券等の償還金の合計額を限度とします。
ただし、資金の借入額は、借入れ指図を行なう日における信託財産の純資産総額の10%を超えないこととします。

- c . 収益分配金の再投資にかかる借入期間は信託財産から収益分配金が支弁される日からその翌営業日までとし、資金借入額は収益分配金の再投資額を限度とします。
- d . 借入金の利息は信託財産中より支弁します。

3【投資リスク】

(1) 投資リスク

ファンドの基準価額は、組入れられている有価証券の値動きの他、為替変動による影響を受けます。これらの信託財産の運用により生じた損益はすべて投資者の皆様へ帰属します。したがって、当ファンドは元金および元金からの収益の確保が保証されているものではなく、基準価額の下落により投資者は損失を被り、元金を割り込むことがあります。また、投資信託は預貯金と異なります。

当ファンドにかかる主なリスクは以下の通りです。

基準価額の変動要因

a．ロングショート戦略によるリスク

当ファンドの実質的な主要投資対象ファンドは、計量モデルを活用したロングショート戦略による運用を行なうことで投資収益を追求しますが、当戦略がその目的を達成できる保証はありません。ロング（買い建て）した銘柄の価格が下落した場合、もしくはショート（売り建て）した銘柄の価格が上昇した場合は損失が発生し、それに伴い当ファンドの基準価額が下落する可能性があります。またロングとショートの双方で損失した場合は、通常想定される以上に当ファンドの運用成果に影響を被る可能性があります。

b．株式の価格変動リスク

当ファンドの実質的な主要投資対象ファンドは、米国、カナダおよびラテンアメリカ諸国の発行体が発行する株式および株式関連の派生商品に投資を行ないます。したがって、米国、カナダおよびラテンアメリカ諸国の経済・市場動向または投資対象企業の経営・財務状況に応じて、株式あるいは株式関連の派生商品の価格等が変動し、当ファンドの運用成果に影響を与えます。

（中小型株式投資のリスク）

当ファンドの実質的な主要投資対象ファンドは、株式市場平均に比べ時価総額の小さな企業の株式および株式関連の派生商品にも投資を行ないます。これらの企業への投資は、株式市場全体の平均に比べて結果としてより大きな値上がりもしくは値下がりとなる可能性があります。これは比較的小規模の企業は大規模の企業に比べ収益の変動が大きくなる傾向があることに加え、株式市場における需給関係の変動の影響を受けやすいためです。

（カンントリー・リスク）

当ファンドの実質的な主要投資対象ファンドはラテンアメリカ諸国の株式市場にも投資をします。ラテンアメリカ諸国のようなエマージング諸国の経済は、先進諸国に比べて不安定であり、その株式市場を取り巻く社会的・経済的環境はより不透明な場合が多く、エマージング諸国の政府は自国経済を規制または監督する上で大きな影響力を行使することがあります。したがって、主として先進国市場に投資する場合に比べて、投資先の国の政治・経済事情、通貨・資本規制等の要因により、より大幅に株価が変動することが考えられ、それに伴い当ファンドの運用成果に影響を与えます。

c．デリバティブ取引のリスク

当ファンドの実質的な主要投資対象ファンドは、株式関連の派生商品（先物・スワップなど）に投資を行ないます。先物・スワップなどのデリバティブ取引は、現物資産への投資に代わって投資目的を効率的に達成するために用いられ、あるいは価格変動による影響を回避するために用いられますが、その目的が達成される保証はなく、損失が発生する可能性があります。デリバティブ取引はコストとリスクが伴い、当ファンドの運用成果に影響を与えます。

（レバレッジ・リスク）

デリバティブ取引では、一般的に想定元本に対して比較的小額の証拠金・担保金等を取引相手に差入れることで、より大きな金額の取引を行ないます。当ファンドの実質的な主要投資対象ファンドでは、ファンドの純資産規模を上回る金額のデリバティブ取引を行ないます。その結果として、いわゆる「てこ（レバレッジ）の原理」により市場価格の変動が増幅され、大きな影響を被る可能性があります。

（デリバティブ取引の取引先に関するリスク）

デリバティブ取引の相手方が倒産等の事態に陥った場合は、取引契約が不履行となり、取引の清算の遅延等により、大きな損失を被る可能性があります。このような事態が生じた場合には当ファンドの運用成果に影響を与えます。

d．為替変動リスク

当ファンドのマザーファンドは、為替変動リスクの低減を図ることを目指し、原則として外貨建資産に対して為替ヘッジを行ないますが、為替変動による影響の全てを回避することはできません。また、ヘッジ対象通貨の金利が円金利よりも高い場合、ヘッジ・コストがかかります。

なお、実質的な主要投資対象ファンドは現地通貨建てで投資を行なう場合があります。通常は現地通貨にかかる為替変動リスクは、ロングショート戦略において相殺されますが、ロングポジションとショートポジションの割合が一致しない等の場合には米ドルに対する現地通貨の為替レートの変動が、当ファンドの運用成果に影響を与えます。

e．債券投資のリスク

当ファンドの実質的な投資対象ファンドは、債券へも投資を行ないます。債券の価格は、政治、経済、社会情勢等の影響により金利が上昇すれば下落し、金利が低下すれば上昇します。したがって、金利の変動が当ファンドの運用成果に影響を与えます。また、投資した債券の発行体の財務状況により、債務不履行が生じることがあります。債務不履行が生じた場合には、債券価格が下落する等、当ファンドの運用成果に影響を与えます。

ファンド運営上のリスク

a．購入および換金の受付の中止・取消

金融商品取引所等における取引の停止、外国為替取引の停止、決済機能の停止、主要投資対象ファンドの取引停止、その他やむを得ない事情があるときは、受益権の購入および換金の受付を中止する場合があります。また、この場合、既に受付けた受益権の購入および換金の受付についても取り消す場合があります。

b．ファンドの繰上償還

当ファンドは換金により受益権の口数が20億口を下回ることとなった場合、または投資者のため有利と認められる場合、その他やむを得ない事情が発生したとき等は、ファンドを償還させる場合があります。

c．法令・税制・会計等の変更

法令・税制・会計方法等は今後変更される可能性があります。

d．流動性リスクに関する事項

当ファンドが保有する資産の市場環境等の状況により、保有有価証券の流動性が低下し、投資者からの換金請求に制約がかかる等のリスク（流動性リスク）があります。当ファンドにおいて流動性リスクが顕在化すると考えられる状況は以下の通りです。

- ・経済全体または個別企業の業績の影響により、株価変動が大きくなるまたは取引量が著しく少なくなる等、株式市場動向が不安定になった場合
- ・デリバティブ市場において価格変動が大きくなるまたは取引量が著しく少なくなる等、デリバティブ市場動向が不安定になった場合

・主要投資対象とするファンドの購入・換金に制限がかかった場合

金融商品取引所等における取引の停止時、決済機能の停止時または大口の換金請求については、換金請求に制限がかかる場合があります。

e．収益分配金に関する留意点

分配金は、預貯金の利息とは異なりファンドの純資産から支払われますので、分配金が支払われると、その金額相当分、基準価額は下がります。

分配金は、計算期間中に発生した運用収益（経費控除後の配当等収益および評価益を含む売買益）を超えて支払われる場合があります。計算期間中に運用収益があった場合においても、当該運用収益を超えて分配を行なった場合、当期決算日の基準価額は前期決算日の基準価額と比べて下落することになります。したがって、分配金の水準は必ずしも計算期間におけるファンドの収益率を示すものではありません。

投資者の個別元本の状況によっては、分配金の一部または全部が、実質的に元本の一部払戻しに相当する場合があります。個別元本とは、追加型投資信託を保有する投資者毎の取得元本のことで、投資者毎に異なります。

(2) リスクの管理体制

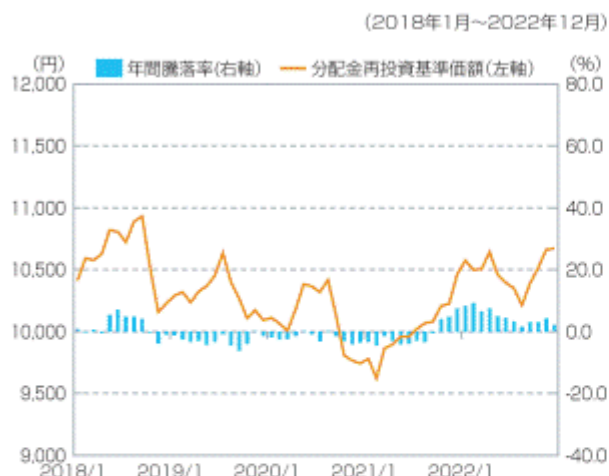
委託会社ではリスク管理を重視しており、独自開発のシステムを用いてリスク管理を行なっております。具体的には、運用担当部門から独立したリスク管理担当部門においてファンドの投資リスクおよび流動性リスクの計測・分析、投資・流動性制限のモニタリングなどを行なうことにより、ファンドの投資リスク（流動性リスクを含む）が運用方針に合致していることを確認し、その結果を運用担当部門にフィードバックするほか、社内の関係者で共有しております。また、委託会社の業務に関するリスクについて社内規程を定めて管理を行なっております。

その他、デリバティブ取引のリスク管理として、実質的な投資対象ファンドの投資顧問会社ではリスク管理部門内に取引先リスクの管理専任部署を設置、取引先の承認、財務状況のモニタリング、ならびに取引先毎の取引額のモニタリングを行なっています。

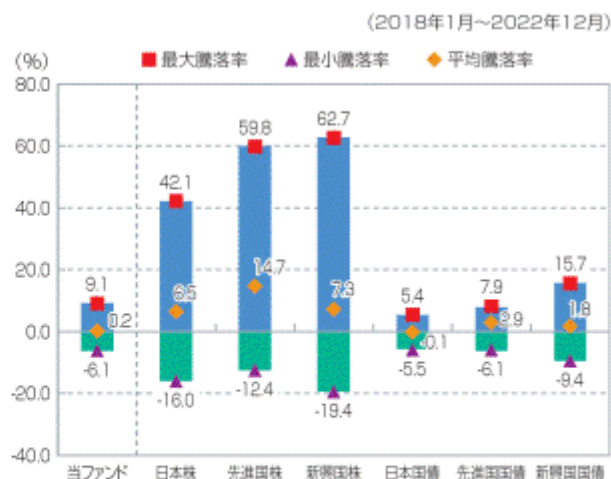
リスクの管理体制は、変更となる場合があります。

(参考情報)

ファンドの年間騰落率と分配金再投資基準価額の推移



他の代表的な資産クラスとの騰落率の比較



※各資産クラスは、ファンドの投資対象を表しているものではありません。

※ファンドの年間騰落率は、分配金(税引前)を分配時にファンドへ再投資したものとみなして計算したものであり、実際の基準価額に基づいて計算した年間騰落率とは異なる場合があります。

※ファンドの年間騰落率において、過去5年間分のデータが算出できない場合は以下のルールで表示しています。

- ①年間騰落率に該当するデータがない場合には表示されません。
- ②年間騰落率が算出できない期間がある場合には、算出可能な期間についてのみ表示しています。

※各資産クラスの指数

日本株……東証株価指数(TOPIX)(配当込み)
 先進国株……MSCIコクサイ指数(配当込み、円ベース)
 新興国株……MSCIエマージング・マーケットズ指数(配当込み、円ベース)
 日本国債……NOMURA-BPI国債
 先進国国債……FTSE世界国債インデックス(除く日本、円ベース)
 新興国国債……J.P.モルガン・ガバメント・ボンド・インデックス-エマージング・マーケットズ・グローバル・ディバーシファイド(円ベース)
 (注)海外の指数は、為替ヘッジなしによる投資を想定して、円ベースとしております。

<各指数について>

東証株価指数(TOPIX)(配当込み)は、日本の株式市場を広範に網羅するとともに、投資対象としての機能性を有する我が国を代表する指数です。東証株価指数(TOPIX)(配当込み)の指数値および東証株価指数(TOPIX)(配当込み)に係る商標又は商標は、株式会社JPX総研又は株式会社JPX総研の関連会社(以下「JPX」という。)の知的財産であり、指数の算出、指数値の公表、利用など東証株価指数(TOPIX)(配当込み)に関するすべての権利・ノウハウおよび東証株価指数(TOPIX)(配当込み)に係る商標又は商標に関するすべての権利はJPXが有します。JPXは、東証株価指数(TOPIX)(配当込み)の指数値の算出又は公表の誤謬、遅延又は中断に対し、責任を負いません。

MSCIコクサイ指数(配当込み、円ベース)およびMSCIエマージング・マーケットズ指数(配当込み、円ベース)は、MSCI Inc.が開発、計算した株価指数です。MSCIコクサイ指数(配当込み、円ベース)は日本を除く世界の主要先進国の株式を、また、MSCIエマージング・マーケットズ指数(配当込み、円ベース)は新興国の株式を対象として算出した指数です。同指数に関する著作権、知的財産その他の一切の権利は、MSCI Inc.に帰属します。また、MSCI Inc.は同指数の内容を変更する権利及び公表を停止する権利を有しています。

NOMURA-BPI国債は、野村フィデューシャリー・リサーチ&コンサルティング株式会社が公表している指数で、日本国債の市場全体の動向を表す投資収益指数です。同指数に関する知的財産権は野村フィデューシャリー・リサーチ&コンサルティング株式会社に帰属します。なお、野村フィデューシャリー・リサーチ&コンサルティング株式会社は、NOMURA-BPI国債の正確性、完全性、信頼性、有用性を保証するものではなく、NOMURA-BPI国債を用いて行なわれるブラックロック・ジャパン株式会社の事業活動・サービスに関し一切責任を負いません。

FTSE世界国債インデックス(除く日本、円ベース)は、FTSE Fixed Income LLCにより運営され、日本を除く世界主要国の国債の総合収益率を各市場の時価総額で加重平均した債券インデックスです。同指数はFTSE Fixed Income LLCの知的財産であり、指数に関するすべての権利は、FTSE Fixed Income LLCが有しています。

J.P.モルガン・ガバメント・ボンド・インデックス-エマージング・マーケットズ・グローバル・ディバーシファイド(円ベース)は、J.P.モルガン・セキュリティーズ・エルエルシーが発表しており、新興国の現地通貨建ての国債を対象として算出した指数です。同指数に関する著作権はJ.P.モルガン・セキュリティーズ・エルエルシーに帰属しています。

4【手数料等及び税金】

(1)【申込手数料】

購入時の申込手数料（以下「購入時手数料」といいます。）は、販売会社が独自に定めることができます。販売会社につきましては、下記にお問い合わせください。

ブラックロック・ジャパン株式会社

電話番号： 03-6703-4300（受付時間 営業日の9：00～17：00）

ホームページアドレス： www.blackrock.com/jp/

なお、購入時手数料には消費税等相当額が含まれます（以下同じ。）。

購入時手数料は、購入時の商品説明、販売に関する事務手続き等の役務の対価として販売会社にお支払いいただくものです。

購入時手数料を徴収している販売会社はありません。

分配金の受取方法により、「分配金支払いコース」、「分配金再投資コース」の2つのコースがあります。「分配金再投資コース」を選択した投資者が、分配金を再投資する場合は、無手数料とします。

(2)【換金（解約）手数料】

換金手数料
ありません。

信託財産留保額
ありません。

(3)【信託報酬等】

信託報酬の総額

計算期間を通じて毎日、信託財産の純資産総額に年1.9008%（税抜1.728%）の率を乗じて得た金額とします。

信託報酬に係る委託会社、販売会社、受託会社間の配分および当該報酬を対価とする役務の内容は次の通りとします。

	信託報酬の配分	役務の内容
委託会社	年1.76% (税抜1.60)	ファンドの運用、基準価額の計算、運用報告書等各種書類の作成等
販売会社	年0.11% (税抜0.10%)	運用報告書等各種書類の送付、口座内でのファンドの管理、購入後の情報提供等
受託会社	年0.0308% (税抜0.028%)	運用財産の管理、委託会社からの指図の実行等

実質的な投資対象ファンドにかかる報酬相当額は、委託会社の信託報酬より支払われます。

信託報酬の支払時期と支払方法等

信託報酬は、日々計上され、毎計算期間の最初の6ヵ月終了日（当該終了日が休業日の場合はその翌営業日とします。）および毎計算期末または信託終了のとき信託財産中から支弁するものとします。

委託会社および販売会社に対する信託報酬は、ファンドから委託会社に対して支弁されます。信託報酬の販売会社への配分は、ファンドから委託会社に支弁された後、委託会社より販売会社に対して支払われます。受託会社の報酬は、ファンドから受託会社に対して支弁されます。

(4)【その他の手数料等】

信託財産において換金代金等の支払資金に不足が生じるときに資金借入れの指図を行なった場合はその都度、当該借入金の利息は信託財産中より支弁します。

信託財産に関する租税、信託事務の処理に要する諸費用および受託会社の立替えた立替金の利息（以下「諸経費」といいます。）は、投資者の負担とし、その都度、信託財産中から支弁します。

下記の諸費用（以下「諸費用」といいます。）および諸費用に係る消費税等相当額は、投資者の負担とし、信託財産中から支弁することができます。

- 1．受益権の管理事務に関連する費用
- 2．有価証券届出書、有価証券報告書等法定提出書類の作成、印刷および提出に係る費用
- 3．目論見書の作成、印刷および交付に係る費用
- 4．信託約款の作成、印刷および届出に係る費用
- 5．運用報告書の作成、印刷、交付および提出に係る費用
- 6．公告に係る費用
- 7．他の信託との併合および信託約款の変更またはファンドの償還に係る事項を記載した書面の作成、印刷および交付に係る費用
- 8．この信託の監査人、法律顧問および税務顧問に対する報酬および費用

委託会社は、年0.11%（税抜0.10%）を上限とする、上記の諸費用の金額をあらかじめ合理的に見積もった上で算出する率を毎日純資産総額に対して乗じて得た額、または上記の諸費用の金額をあらかじめ合理的に見積もった上で算出する額を、上記の諸費用の支払の合計額とみなして、ファンドから受領することができます。諸費用および諸費用に係る消費税等相当額は、日々計上され、毎計算期間の最初の6ヵ月終了日（当該終了日が休業日の場合はその翌営業日）および毎計算期末または信託終了のとき信託財産中から支払われるものとします。

外貨建資産の保管等に要する費用^{*}は、その都度、信託財産中より支弁します。

^{*} 海外における保管銀行等に支払う有価証券の保管および資金の送金・資産の移転等に要する費用

実質的な投資対象ファンドに係る保管報酬および事務処理に要する諸費用が別途投資対象ファンドから支払われます。

(5)【課税上の取扱い】

課税上は株式投資信託として取扱われます。

日本の居住者（法人を含む。）である投資者に対する課税については、以下のような取扱いとなります。

個別元本方式について

- a．追加型株式投資信託について、投資者毎の信託時の受益権の価額等（購入時手数料は含まれません。）が当該投資者の元本（「個別元本」といいます。）にあたります。
- b．投資者が同一ファンドの受益権を複数回購入した場合、個別元本は、当該投資者が追加信託を行なうつど当該投資者の受益権口数で加重平均することにより算出されます。
- c．同一ファンドを複数の販売会社で購入する場合には各販売会社毎に、個別元本の算出が行なわれます。また、同一販売会社であっても複数支店等で同一ファンドを購入する場合は当該支店等毎に個別元本の算出が行なわれる場合があります。
- d．投資者が元本払戻金（特別分配金）を受け取った場合、収益分配金発生時にその個別元本から当該元本払戻金（特別分配金）を控除した額が、その後の当該投資者の個別元本となります。（「元本払戻金（特別分配金）」については、下記「収益分配金の課税について」を参照。）

換金時および償還時の課税について

a．個人の投資者の場合

換金時および償還時の差益（譲渡益）が課税対象となります。

b．法人の投資者の場合

換金時および償還時の個別元本超過額が課税対象となります。

収益分配金の課税について

追加型株式投資信託の収益分配金には、課税扱いとなる「普通分配金」と、非課税扱いとなる「元本払戻金（特別分配金）」（投資者毎の元本の一部払戻しに相当する部分）の区分があります。

投資者が収益分配金を受け取る際、当該収益分配金落ち後の基準価額が当該投資者の個別元本と同額の場合または当該投資者の個別元本を上回っている場合には、当該収益分配金の全額が普通分配金となり、当該収益分配金落ち後の基準価額が当該投資者の個別元本を下回っている場合には、その下回る部分の額が元本払戻金（特別分配金）となり、当該収益分配金から当該元本払戻金（特別分配金）を控除した額が普通分配金となります。

なお、投資者が元本払戻金（特別分配金）を受け取った場合、収益分配金発生時にその個別元本から当該元本払戻金（特別分配金）を控除した額が、その後の当該投資者の個別元本となります。

個人、法人の課税の取扱いについて

a．個人の投資者に対する課税

(a) 収益分配金の課税について

支払いを受ける収益分配金のうち、課税扱いとなる普通分配金については、配当所得として、20.315%（所得税15.315%（復興特別所得税を含む）、地方税5%）の税率による源泉徴収が行なわれます。原則として、申告は不要です。

また、確定申告を行なうことにより総合課税（配当控除なし）と申告分離課税（20.315%（所得税15.315%、地方税5%））のいずれかを選択することができます。

(b) 換金時および償還時の差益の課税について

換金時および償還時の差益（換金価額および償還価額から購入費用（購入時手数料および当該購入時手数料にかかる消費税等相当額を含みます。）を控除した利益）は、譲渡益として課税対象（譲渡所得等）となり、20.315%（所得税15.315%（復興特別所得税を含む）、地方税5%）の税率による申告分離課税が適用されます。原則として確定申告が必要ですが、特定口座（源泉徴収口座）の利用が可能な場合があります。

換金時および償還時に損失（譲渡損）が生じた場合には、確定申告することで、他の株式等の譲渡益、上場株式等の配当所得および特定公社債等の利子所得の金額（申告分離課税を選択したものに限り、）との損益通算ならびに3年間の繰越控除の対象とすることができます。

また、換金時および償還時の差益（譲渡益）については、他の株式等の譲渡損と損益を相殺することができます。

b．法人の投資者に対する課税

法人の投資者が支払いを受ける収益分配金のうち課税扱いとなる普通分配金ならびに換金時および償還時の個別元本超過額については、15.315%（所得税15.315%（復興特別所得税を含む）、地方税の源泉徴収はありません。）の税率による源泉徴収が行なわれます。なお、当ファンドについては、法人税の課税対象となりますが、益金不算入制度の適用はありません。

外貨建資産への投資により外国税額控除の適用となった場合には、分配時の税金が異なる場合があります。

上記は2022年12月末現在のもので、税法が改正された場合等には、税率等が変更される場合があります。税金の取扱いの詳細については、税務専門家等にご確認されることをお勧めします。

5【運用状況】

以下の運用状況は2022年12月末現在のものです。

「ブラックロック・アメリカ大陸ロング・ショート・ファンド（ダイワ投資一任専用）」

(1)【投資状況】

資産の種類	金額(円)	投資比率(%)
親投資信託受益証券	2,882,504,609	100.08
内 日本	2,882,504,609	100.08
コール・ローン、その他の資産(負債控除後)	2,339,027	0.08
純資産総額	2,880,165,582	100.00

(2)【投資資産】

【投資有価証券の主要銘柄】

順位	銘柄	国/地域	種類	数量(口)	簿価単価(円)	簿価金額(円)	評価単価(円)	評価金額(円)	投資比率(%)
1	アメリカズ・ロングショート・マザーファンド	日本	親投資信託受益証券	2,043,170,265	1.3675	2,794,238,544	1.4108	2,882,504,609	100.08

(注) 投資比率は、純資産総額に対する評価金額の比率です。

種類別投資比率

種類	投資比率(%)
親投資信託受益証券	100.08

(注) 投資比率は、純資産総額に対する評価金額の比率です。

【投資不動産物件】

該当事項はありません。

【その他投資資産の主要なもの】

該当事項はありません。

(3) 【運用実績】

【純資産の推移】

2022年12月末現在、同日前1年以内における各月末および各計算期間末の純資産の推移は次の通りです。

	純資産総額(円)		1口当たりの純資産額(円)	
	(分配落)	(分配付)	(分配落)	(分配付)
第1期(2017年6月15日)	335,768,321	(同左)	1.0180	(同左)
第2期(2018年6月15日)	384,997,062	(同左)	1.0737	(同左)
第3期(2019年6月17日)	616,292,931	(同左)	1.0402	(同左)
第4期(2020年6月15日)	933,168,220	(同左)	1.0391	(同左)
第5期(2021年6月15日)	1,179,883,249	(同左)	0.9902	(同左)
第6期(2022年6月15日)	2,089,003,486	(同左)	1.0465	(同左)
2021年12月末現在	1,436,306,066		1.0465	
2022年1月末現在	1,492,181,012		1.0575	
2022年2月末現在	1,520,679,917		1.0499	
2022年3月末現在	1,632,858,627		1.0505	
2022年4月末現在	1,780,273,118		1.0643	
2022年5月末現在	1,981,244,326		1.0460	
2022年6月末現在	2,095,308,062		1.0395	
2022年7月末現在	2,283,056,181		1.0351	
2022年8月末現在	2,357,301,022		1.0214	
2022年9月末現在	2,562,317,352		1.0390	
2022年10月末現在	2,638,611,618		1.0515	
2022年11月末現在	2,795,957,217		1.0661	
2022年12月末現在	2,880,165,582		1.0674	

【分配の推移】

	1口当たりの分配金(円)
第1期	
第2期	
第3期	
第4期	
第5期	
第6期	
2022年6月16日～2022年12月15日	

【収益率の推移】

	収益率(%)
第1期	1.8
第2期	5.5
第3期	3.1
第4期	0.1
第5期	4.7
第6期	5.7
2022年6月16日～2022年12月15日	1.7

(注) 収益率とは、計算期間末の基準価額(分配付の額)から当該計算期間の直前の計算期間末の基準価額(分配落の額。以下「前期末基準価額」といいます。)を控除した額を前期末基準価額で除して得た数に100を乗じて得た数です。なお、第1期計算期間については、前期末基準価額を10,000円(1万口当たり)として計算しています。

(4) 【設定及び解約の実績】

	設定数量(口)	解約数量(口)	発行済数量(口)
第1期	338,283,526	8,458,742	329,824,784
第2期	260,134,959	231,394,453	358,565,290
第3期	313,876,576	79,994,821	592,447,045
第4期	483,900,041	178,325,954	898,021,132
第5期	459,466,778	165,886,805	1,191,601,105
第6期	1,037,801,693	233,133,915	1,996,268,883
2022年6月16日～ 2022年12月15日	868,451,163	232,760,188	2,631,959,858

(参考情報)

「アメリカズ・ロングショート・マザーファンド」

(1) 投資状況

資産の種類	金額(円)	投資比率(%)
投資証券	2,704,986,263	93.84
内 ルクセンブルグ	2,461,797,235	85.40
内 アイルランド	243,189,028	8.44
コール・ローン、その他の資産(負債控除後)	177,591,886	6.16
純資産総額	2,882,578,149	100.00

(注) 当ファンドは、ファミリーファンド方式による運用を行っているため、実質の運用はマザーファンドにおいて行っております。

(2) 投資資産

投資有価証券の主要銘柄

順位	銘柄	国/地域	種類	投資口数	簿価単価 (円)	簿価金額 (円)	評価単価 (円)	評価金額 (円)	投資 比率 (%)
1	ブラックロック・ストラテジック・ファンズ ブラックロック・アメリカズ・ダイバーシファイド・エクイティ・アブソルート・リターン・ファンド クラスX投資証券	ルクセンブルグ	投資証券	100,708	23,316.73	2,348,203,911	24,444.66	2,461,797,235	85.40
2	インスティテューショナル・キャッシュ・シリーズplc ブラックロック・ICS・USTレジャーリー・ファンド エージェンシークラス投資証券	アイルランド	投資証券	17,006	14,118.70	240,102,738	14,300.18	243,189,028	8.44

(注) 投資比率は、純資産総額に対する評価金額の比率です。

種類別投資比率

種類	投資比率(%)
投資証券	93.84

(注) 投資比率は、純資産総額に対する評価金額の比率です。

投資不動産物件

該当事項はありません。

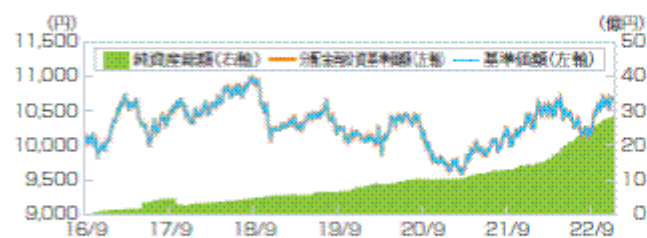
その他投資資産の主要なもの

該当事項はありません。

(参考情報) 運用実績

2022年12月末現在

基準価額・純資産の推移



※基準価額および分配金再投資基準価額は信託報酬控除後の値です。信託報酬等については、後述の「ファンドの費用」をご覧ください。
 ※分配金再投資基準価額は、税引前分配金を再投資したものとして算出しています。

分配の推移

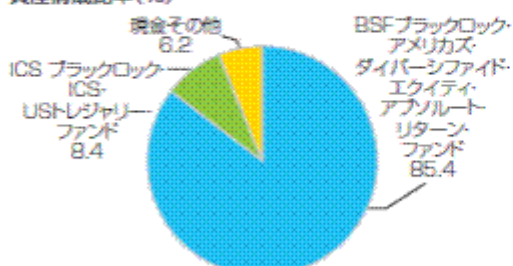
	設定来累計	0円
第2期	2018年6月	0円
第3期	2019年6月	0円
第4期	2020年6月	0円
第5期	2021年6月	0円
第6期	2022年6月	0円

※分配金は税引前、1万円当たり

主要な資産の状況

※ポジション数、ポジション構成比率、業種別グロスポジション上位10、市場別戦略配分比率は、当ファンドの実質的な主要投資対象である「BSFブラックロックアメリカス・ダイバーシファイド・エクイティ・アパルト・リターン・ファンド」の運用状況です。

資産構成比率(%)



※比率は対純資産総額、マザー・ファンドベース、四捨五入の関係で合計が100にならない場合があります。

ポジション数*

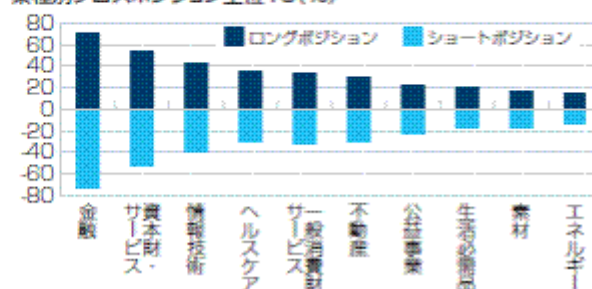
ロングポジション	1,548
ショートポジション	1,698
合計	3,246

ポジション構成比率(%)*

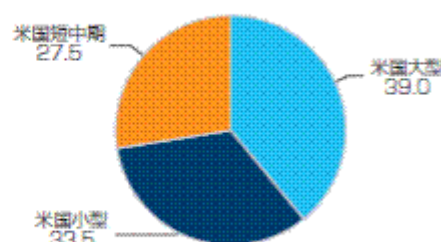
グロスポジション	682.3
ロングポジション	346.1
ショートポジション	-336.1
ネットポジション	10.0

※実質的な主要投資対象ファンドの運用状況です。比率は実質的な主要投資対象ファンドの純資産総額に対する割合です。

業種別グロスポジション上位10(%)*



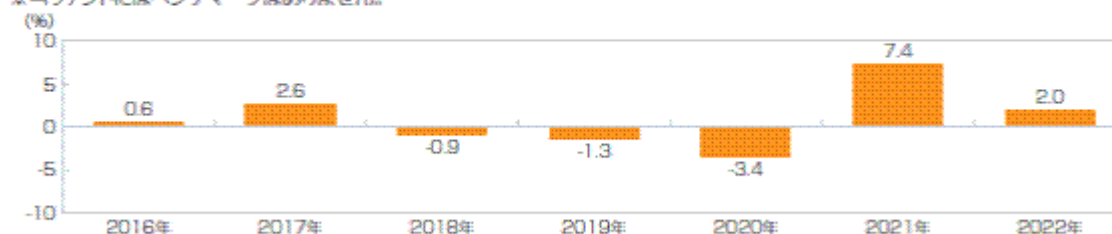
市場別戦略配分比率(%)*



※比率は四捨五入の関係で合計が100にならない場合があります。

年間収益率の推移

※2016年は設定日(9月26日)から年末までの収益率を表示しています。
 ※ファンドの収益率は、決算時の分配金を非課税で再投資したものと算出しています。
 ※当ファンドにはベンチマークはありません。



※運用実績・データ等は作成日現在および過去のものであり、今後の運用成果を保証するものではありません。
 ※当ファンドの運用状況は別途、委託会社のホームページにて開示しております。

第2【管理及び運営】

1【申込（販売）手続等】

(1) 申込方法

受益権の投資者は、販売会社と有価証券の取引に関する契約を締結します。このため、販売会社は有価証券の取引にかかわる約款を投資者に交付し、投資者は当該約款に基づく取引口座の設定を申込み旨の申込書を提出します。

分配金の受取方法により、収益の分配時に分配金を受け取る「分配金支払いコース」と分配金が税引き後無手数料で再投資される「分配金再投資コース」の2つの申込方法があります。

「分配金再投資コース」を選択する投資者は、当該販売会社との間で「累積投資約款」にしたがって契約を締結します。

取扱いを行なうコースは各販売会社により異なりますので、詳細は販売会社までお問い合わせください。

投資者は販売会社に、購入と同時にまたはあらかじめ当該投資者が受益権の振替を行なうための振替機関等の口座を申し出るものとし、当該口座に当該投資者に係る口数の増加の記載または記録が行なわれます。なお、販売会社は、当該購入の代金の支払いと引き換えに、当該口座に当該投資者に係る口数の増加の記載または記録を行なうことができます。委託会社は、追加信託により分割された受益権について、振替機関等の振替口座簿への新たな記載または記録をするため社振法に定める事項の振替機関への通知を行なうものとし、振替機関等は、委託会社から振替機関への通知があった場合、社振法の規定にしたがい、その備える振替口座簿への新たな記載または記録を行いません。受託会社は、信託契約締結日に生じた受益権については信託契約締結時に、追加信託により生じた受益権については追加信託のつど、振替機関の定める方法により、振替機関へ当該受益権に係る信託を設定した旨の通知を行いません。

(2) 申込期間

当ファンドの購入は、申込期間における販売会社の各営業日に、販売会社の本・支店、営業所等でお受けしています。なお、申込期間は、有価証券届出書を提出することによって更新されます。

(3) 受付時間

購入の受付は、申込期間中の午後3時までに受付けたもの（当該申込みにかかる販売会社所定の事務手続きが完了したものを）を当日のお申込みとします。ただし、受付時間は販売会社によって異なることがあります。受付時間を過ぎての購入は翌営業日の取扱いとします。

販売会社につきましては、下記にお問い合わせください。

ブラックロック・ジャパン株式会社

電話番号： 03-6703-4300（受付時間 営業日の9：00～17：00）

ホームページアドレス： www.blackrock.com/jp/

(4) 購入不可日

ルクセンブルクの銀行の休業日、12月24日、その他実質的な主要投資対象ファンドの受付不可日のいずれかに該当する場合は、販売会社の営業日であっても購入は受け付けません。詳細は販売会社にお問い合わせください。

(5) 購入単位

販売会社は、受益権の取得申込者に対し、最低単位を1円単位または1口単位として販売会社が定める単位をもって、取得の申込みに応じることができます。

(6) 購入価額

購入受付日の翌営業日の基準価額とします。なお、購入価額には、購入時手数料は含まれておりません。

(7) 購入時手数料

a . 販売会社が独自に定めることができます。

なお、購入時手数料には消費税等相当額が含まれます。

購入時手数料を徴収している販売会社はありません。

b . 「分配金再投資コース」を選択した投資者が、分配金を再投資する場合は、無手数料となります。

(8) 購入代金のお支払い

ファンドの受益権の投資者は、購入の販売会社が定める日までに当ファンドの購入代金を販売会社に支払うものとしてします。

(9) 購入の受付の中止、既に受付けた購入の受付の取消

金融商品取引所等における取引の停止、外国為替取引の停止、決済機能の停止、主要投資対象ファンドの取引停止、その他やむを得ない事情があるときは、委託会社の判断により、受益権の購入の受付を中止することおよび既に受付けた購入の受付を取り消すことがあります。

2【換金（解約）手続等】

(1) 換金の申込と受付

投資者は、自己に帰属する受益権について、委託会社に換金を申込することができます。投資者が換金の申込をするときは、販売会社に対し、振替受益権をもって行なうものとします。委託会社の各営業日の午後3時までに受付けた換金の申込み（当該申込みにかかる販売会社所定の事務手続きが完了したもの）を、当日の受付分として取扱います。ただし、受付時間は販売会社によって異なることがあります。受付時間を過ぎての換金の申込は翌営業日のお取扱いとします。

(2) 換金単位

投資者は、自己に帰属する受益権について、最低単位を1口単位として販売会社が定める単位をもって、委託会社に一部解約の実行を請求することができます。

(3) 換金不可日

ルクセンブルグの銀行の休業日、12月24日、その他実質的な主要投資対象ファンドの受付不可日のいずれかに該当する場合は、販売会社の営業日であっても換金の申込は受け付けません。詳細は販売会社にお問い合わせください。

(4) 換金価額

換金価額は、換金受付日の翌営業日の基準価額とします。なお手取額は、換金受付日の翌営業日の基準価額から所得税および地方税を差し引いた金額となります。

当ファンドの換金価額等につきましては販売会社または下記にお問い合わせることにより知ることができます。

ブラックロック・ジャパン株式会社

電話番号： 03-6703-4300（受付時間 営業日の9：00～17：00）

(5) 換金受付の制限

信託財産の資金管理を円滑に行なうため、大口の換金の申込には制限があります。

(6) 換金代金の支払い

換金代金は原則として換金受付日から起算して6営業日目から販売会社においてお支払いします。

(7) 換金の申込の受付中止および取消

委託会社は、金融商品取引所等における取引の停止、外国為替取引の停止、決済機能の停止、主要投資対象ファンドの取引停止、その他やむを得ない事情があるときは、換金の申込の受付を中止することおよび既に受付けた換金の申込の受付を取り消すことができます。換金の申込の受付が中止された場合には、投資者は当該受付中止以前に行なった当日の換金の申込を撤回できます。ただし、投資者がその換金の申込を撤回しない場合には、当該受付中止を解除した後の最初の基準価額の計算日に換金の申込を受付けたものとします。

3【資産管理等の概要】

(1)【資産の評価】

基準価額とは、信託財産に属する資産（受入担保金代用有価証券および借入有価証券を除きます。）を法令および一般社団法人投資信託協会規則にしたがって時価評価して得た信託財産の資産総額から負債総額を控除した金額（「純資産総額」といいます。）を、計算日における受益権総口数で除した金額をいいます。なお、外貨建資産（外国通貨表示の有価証券（「外貨建有価証券」といいます。）、預金その他の資産をいいます。以下同じ。）の円換算については、原則として、わが国における計算日の対顧客電信売買相場の仲値によって計算します。また、予約為替の評価は、原則として、わが国における計算日の対顧客先物売買相場の仲値によるものとします。

基準価額（1万口当り）は委託会社の営業日に毎日算出されます。投資者は、販売会社または下記に問い合わせることにより知ることができます。

また、日々の基準価額（1万口当り）は翌日の日本経済新聞に掲載されております。ファンド名は「Fアメ大L S」と省略されて記載されております。

当ファンドの主たる投資対象の評価方法は以下の通りです。

マザーファンドの受益証券：原則として計算日の基準価額で評価するものとします。

（参考）マザーファンドの主たる投資対象の評価方法

投資信託証券：金融商品取引所（海外取引所を含む）に上場されているものは、当該取引所における計算日の最終相場（海外取引所に上場されているものについては、計算日に知りうる直近の最終相場）で評価します。金融商品取引所に上場されていないものは、第一種金融商品取引業者、銀行等の提示する価格（原則として、計算日に知りうる直近の日の純資産価格）で評価します。

ブラックロック・ジャパン株式会社

電話番号： 03-6703-4300（受付時間 営業日の9：00～17：00）

ホームページアドレス： www.blackrock.com/jp/

(2)【保管】

該当事項はありません。

(3)【信託期間】

この信託の期間は、無期限とします。

(4)【計算期間】

毎年6月16日から翌年の6月15日までとすることを原則とします。計算期間終了日に該当する日が休業日のときは該当日の翌営業日を計算期間の終了日とし、その翌日より次の計算期間が開始されるものとします。ただし、最終計算期間の終了日は、信託期間の終了日とします。

(5)【その他】

ファンドの償還条件等

- a. 委託会社は、信託期間中において、このファンドを償還することが投資者のため有利であると認めるとき、またはやむを得ない事情が発生したときは、受託会社と合意のうえ、このファンドを償還させることができます。この場合において、委託会社は、あらかじめ、償還しようとする旨を監督官庁に届け出ます。
- b. 委託会社は換金により、受益権の口数が20億口を下回ることとなった場合には、受託会社と合意のうえ、このファンドを償還させることができます。この場合において、委託会社は、あらかじめ、償還しようとする旨を監督官庁に届け出ます。

- c . a . および b . の場合において、委託会社は、書面による決議(以下「書面決議」といいます。)を行いません。この場合において、あらかじめ、書面決議の日ならびにファンドの償還の理由などの事項を定め、当該決議の日の2週間前までに、この信託契約に係る知っている投資者に対し、書面をもってこれらの事項を記載した書面決議の通知を発送します。
- d . c . の書面決議において、投資者(委託会社およびこの信託の信託財産にこの信託の受益権が属するときの当該受益権に係る投資者としての受託会社を除きます。以下 d . において同じ。)は受益権の口数に応じて、議決権を有し、これを行使することができます。なお、知っている投資者が議決権を行使しないときは、当該知っている投資者は書面決議について賛成するものとみなします。
- e . c . の書面決議は議決権を行使することができる投資者の議決権の3分の2以上に当たる多数をもって行ないます。
- f . c . ~ e . までの規定は、委託会社がファンドの償還について提案をした場合において、当該提案につき、この信託契約に係るすべての投資者が書面又は電磁的記録により同意の意思表示をしたときには適用しません。また、信託財産の状態に照らし、真にやむを得ない事情が生じている場合であって、 c . ~ e . までの手続を行なうことが困難な場合も同じとします。
- g . 委託会社は、監督官庁よりこのファンドの償還の命令を受けたときはその命令にしたがい、ファンドを償還させます。
- h . 委託会社が監督官庁より登録の取消を受けたとき、解散したときまたは業務を廃止したときは、委託会社はこのファンドを償還させます。
- i . h . にかかわらず、監督官庁がこの信託契約に関する委託会社の業務を他の投資信託委託会社に引き継ぐことを命じたときは、この信託は、「 信託約款の変更 b . 」に規定する書面決議が否決された場合を除き、当該投資信託委託会社と受託会社との間において存続します。
- j . 受託会社は、委託会社の承諾を受けてその任務を辞任することができます。受託会社はその任務に背いた場合、その他重要な事由が生じたときは、委託会社または投資者は、裁判所に受託会社の解任を請求することができます。受託会社が辞任した場合、または裁判所が受託会社を解任した場合、委託会社は、信託約款の変更の規定にしたがい、新受託会社を選任します。委託会社が新受託会社を選任できないときは、委託会社はこのファンドを償還させます。

信託約款の変更

- a . 委託会社は、投資者の利益のため必要と認めるとき、またはやむを得ない事情が発生したときは、受託会社と合意のうえ、この信託約款を変更することまたはこの信託と他の信託との併合(投資信託及び投資法人に関する法律第16条第2号に規定する「委託者指図型投資信託の併合」をいいます。以下同じ。)を行なうことができるものとし、あらかじめ、変更または併合しようとする旨およびその内容を監督官庁に届け出ます。なお、この信託約款は以下に定める以外の方法によって変更することができないものとします。
- b . 委託会社は、 a . の事項(a . の変更事項にあっては、その内容が重大なものに該当する場合に限り、併合にあってはその併合が投資者の利益に及ぼす影響が軽微なものに該当する場合を除き、合わせて「重大な約款の変更等」といいます。)について、書面決議を行ないます。この場合において、あらかじめ、書面決議の日ならびに重大な約款の変更等の内容およびその理由などの事項を定め、当該決議の日の2週間前までに、この信託約款に係る知っている投資者に対し、書面をもってこれらの事項を記載した書面決議の通知を発送します。

- c . b . の書面決議において、投資者（委託会社およびこの信託の信託財産にこの信託の受益権が属するときの当該受益権に係る投資者としての受託会社を除きます。以下c . において同じ。）は受益権の口数に応じて、議決権を有し、これを行使することができます。なお、知っている投資者が議決権を行使しないときは、当該知っている投資者は書面決議について賛成するものとみなします。
- d . b . の書面決議は議決権を行使することができる投資者の議決権の3分の2以上に当たる多数をもって行ないます。
- e . 書面決議の効力は、この信託のすべての投資者に対してその効力を生じます。
- f . b . ~ e . までの規定は、委託会社が重大な約款の変更等について提案をした場合において、当該提案につき、この信託約款に係るすべての投資者が書面又は電磁的記録により同意の意思表示をしたときには適用しません。
- g . a . ~ f . までの規定にかかわらず、この投資信託において併合の書面決議が可決された場合にあっては、当該併合にかかる一又は複数の他の投資信託において当該併合の書面決議が否決された場合は、当該他の投資信託との併合を行なうことはできません。
- h . 委託会社は、監督官庁の命令に基づいてこの信託約款を変更しようとするときはa . ~ f . の規定にしたがいます。

信託事務の委託

受託会社は、当ファンドにかかる信託事務の処理の一部について株式会社日本カストディ銀行と再信託契約を締結し、これを委託することがあります。その場合には、再信託にかかる契約書類に基づいて所定の事務を行ないます。

運用報告書の作成

毎決算時および償還時に、委託会社が期間中の運用経過のほか信託財産の内容、有価証券売買状況などを記載した「交付運用報告書」を作成し、販売会社を通じて知っている受益者にお届けいたします。

関係法人との契約の更改等に関する手続

「受益権の募集・販売の取扱い等に関する契約」の期間は1年とし、委託会社、販売会社いずれからも別段の意思表示のないときは、自動的に1年間延長されるものとし、自動延長後の取扱いについてもこれと同様です。

公告

委託会社が投資者に対してする公告は、電子公告により行ない、次のアドレスに掲載します。

www.blackrock.com/jp/

但し、当該公告方法に支障がある場合には、日本経済新聞による公告を行ないます。

4【受益者の権利等】

ファンドの受益者（投資者）の有する主な権利は次の通りです。

(1) 収益分配金受領権

投資者は、委託会社の決定した収益分配金を、持ち分に応じて委託会社から受領する権利を有します。

<分配金支払いコース>

毎計算期間終了日後1ヵ月以内の委託会社の指定する日（原則として5営業日以内）に、毎計算期間の末日において振替機関等の振替口座簿に記載または記録されている投資者（当該収益分配金にかかる計算期間の末日以前において換金が行なわれた受益権にかかる投資者を除きます。また、当該収益分配金にかかる計算期間の末日以前に設定された受益権で購入代金支払前のため販売会社の名義で記載または記録されている受益権については原則として投資者とします。）にお支払いを開始します。

投資者が、収益分配金について支払開始日から5年間支払い請求を行わない場合はその権利を失い、委託会社が受託会社から交付を受けた金銭は委託会社に帰属します。

<分配金再投資コース>

受託会社が委託会社の指定する預金口座等に払い込むことにより、原則として、毎計算期間終了日の翌日に、収益分配金が販売会社に交付されます。

販売会社は、累積投資契約に基づき、投資者に対し遅滞なく収益分配金の再投資にかかる受益権の売付けを行いません。当該売付けにより増加した受益権は、振替口座簿に記載または記録されます。

(2) 償還金受領権

投資者は、委託会社の決定した償還金を、持ち分に応じて委託会社から受領する権利を有します。

償還金は、信託終了日後1ヵ月以内の委託会社の指定する日（原則として償還日から起算して5営業日以内）に償還日において振替機関等の振替口座簿に記載または記録されている投資者（償還日以前において換金が行なわれた受益権にかかる投資者を除きます。また、当該償還日以前に設定された受益権で購入代金支払前のため販売会社の名義で記載または記録されている受益権については原則として投資者とします。）にお支払いを開始します。なお、当該投資者は、その口座が開設されている振替機関等に対して委託会社がこの信託の償還をするのと引き換えに、当該償還に係る受益権の口数と同口数の抹消の申請を行なうものとし、社振法の規定にしたがい当該振替機関等の口座において当該口数の減少の記載または記録が行なわれます。

償還金の支払いは、販売会社において行ないます。

投資者が、償還金について支払開始日から10年間支払いの請求を行わない場合はその権利を失い、委託会社が受託会社から交付を受けた金銭は委託会社に帰属するものとし、

(3) 受益権の換金請求権

投資者は、自己に帰属する受益権について、委託会社に換金を請求する権利を有します。

換金代金は、換金受付日から起算して、原則として6営業日目から投資者に支払います。

換金の請求を行なう投資者は、その口座が開設されている振替機関等に対して当該投資者の請求に係るこの換金を委託会社が行なうのと引き換えに、当該換金に係る受益権の口数と同口数の抹消の申請を行なうものとし、社振法の規定にしたがい当該振替機関等の口座において当該口数の減少の記載または記録が行なわれます。

(4) 反対受益者の買取請求の不適用

当ファンドは、投資信託及び投資法人に関する法律第18条第1項に定める反対受益者による受益権の買取請求の規定の適用を受けません。

(5) 帳簿書類の閲覧または謄写の請求権

投資者は、委託会社に対し、その営業時間内に当ファンドの信託財産に関する帳簿書類の閲覧または謄写を請求することができます。

第3【ファンドの経理状況】

(1) 当ファンドの財務諸表は、「財務諸表等の用語、様式及び作成方法に関する規則」(昭和38年大蔵省令第59号)及び同規則第2条の2の規定により、「投資信託財産の計算に関する規則」(平成12年総理府令第133号)に基づいて作成しております。

なお、財務諸表に記載している金額は、円単位で表示しております。

(2) 当ファンドは、金融商品取引法第193条の2第1項の規定に基づき、第6期計算期間(2021年6月16日から2022年6月15日まで)の財務諸表について、PwCあらた有限責任監査法人による監査を受けております。

(3) 当ファンドは、ファミリーファンド方式により運用を行っておりますので、参考情報として「アメリカズ・ロングショート・マザーファンド」の貸借対照表、注記表及び附属明細表を記載しております。

なお、当該参考情報は監査意見の対象外となっております。

(4) 当ファンドの中間財務諸表は、「中間財務諸表等の用語、様式及び作成方法に関する規則」(昭和52年大蔵省令第38号)並びに同規則第38条の3及び第57条の2の規定により、「投資信託財産の計算に関する規則」(平成12年総理府令第133号)に基づき作成しております。

なお、中間財務諸表に記載している金額は、円単位で表示しております。

(5) 当ファンドは、金融商品取引法第193条の2第1項の規定に基づき、当中間計算期間(2022年6月16日から2022年12月15日まで)の中間財務諸表について、PwCあらた有限責任監査法人による中間監査を受けております。

(6) 当ファンドは、ファミリーファンド方式により運用を行っておりますので、参考情報として「アメリカズ・ロングショート・マザーファンド」の貸借対照表を記載しております。

なお、当該参考情報は監査意見の対象外となっております。

1【財務諸表】

【ブラックロック・アメリカ大陸ロング・ショート・ファンド(ダイワ投資一任専用)】

(1)【貸借対照表】

(単位:円)

	第5期 (2021年6月15日現在)	第6期 (2022年6月15日現在)
資産の部		
流動資産		
親投資信託受益証券	1,190,661,085	2,105,365,563
流動資産合計	1,190,661,085	2,105,365,563
資産合計	1,190,661,085	2,105,365,563
負債の部		
流動負債		
未払受託者報酬	165,041	250,585
未払委託者報酬	10,023,251	15,216,465
その他未払費用	589,544	895,027
流動負債合計	10,777,836	16,362,077
負債合計	10,777,836	16,362,077
純資産の部		
元本等		
元本	1,191,601,105	1,996,268,883
剰余金		
期末剰余金又は期末欠損金()	11,717,856	92,734,603
(分配準備積立金)	7,491,997	30,918,648
元本等合計	1,179,883,249	2,089,003,486
純資産合計	1,179,883,249	2,089,003,486
負債純資産合計	1,190,661,085	2,105,365,563

(2)【損益及び剰余金計算書】

(単位：円)

	第5期 (自 2020年6月16日 至 2021年6月15日)	第6期 (自 2021年6月16日 至 2022年6月15日)
営業収益		
有価証券売買等損益	27,458,148	98,320,741
営業収益合計	27,458,148	98,320,741
営業費用		
受託者報酬	319,046	449,965
委託者報酬	19,376,030	27,324,353
その他費用	1,139,645	1,607,202
営業費用合計	20,834,721	29,381,520
営業利益又は営業損失()	48,292,869	68,939,221
経常利益又は経常損失()	48,292,869	68,939,221
当期純利益又は当期純損失()	48,292,869	68,939,221
一部解約に伴う当期純利益金額の分配額又は一部解約に伴う当期純損失金額の分配額()	6,958,794	7,505,759
期首剰余金又は期首欠損金()	35,147,088	11,717,856
剰余金増加額又は欠損金減少額	213,646	43,018,997
当期一部解約に伴う剰余金増加額又は欠損金減少額	-	433,556
当期追加信託に伴う剰余金増加額又は欠損金減少額	213,646	42,585,441
剰余金減少額又は欠損金増加額	5,744,515	-
当期一部解約に伴う剰余金減少額又は欠損金増加額	5,744,515	-
分配金	-	-
期末剰余金又は期末欠損金()	11,717,856	92,734,603

(3) 【注記表】

(重要な会計方針に係る事項に関する注記)

1 有価証券の評価基準及び評価方法

親投資信託受益証券は移動平均法に基づき、当該親投資信託の基準価額で時価評価しております。

2 収益及び費用の計上基準

有価証券売買等損益の計上基準

約定日基準で計上しております。

(重要な会計上の見積りに関する注記)

当計算期間の財務諸表の作成にあたって行った会計上の見積りが当計算期間の翌計算期間の財務諸表に重要な影響を及ぼすリスクは識別していないため、注記を省略しております。

(会計方針の変更に関する注記)

(時価の算定に関する会計基準等の適用)

「時価の算定に関する会計基準」（企業会計基準第30号2019年7月4日。以下「時価算定会計基準」という。）等を当計算期間の期首から適用し、時価算定会計基準第19項に定める経過的な取扱いに従って、時価算定会計基準等が定める新たな会計方針を将来にわたって適用することとしました。これによる、財務諸表への影響は軽微であります。

また、金融商品に関する注記に記載の通り、金融商品の時価のレベルごとの内訳等に関する事項の注記は行っておりません。

(貸借対照表に関する注記)

項目	第5期 (2021年6月15日現在)	第6期 (2022年6月15日現在)
1 当該計算期間の末日における受益権総数	1,191,601,105口	1,996,268,883口
2 投資信託財産の計算に関する規則第55条の6第10号に規定する額	元本の欠損 11,717,856円	元本の欠損 - 円
3 1口当たり純資産額	0.9902円	1.0465円

(損益及び剰余金計算書に関する注記)

項目	第5期 (自 2020年6月16日 至 2021年6月15日)	第6期 (自 2021年6月16日 至 2022年6月15日)
分配金の計算過程	当計算期末における、費用控除後の配当等収益(0円)、費用控除及び繰越欠損金補填後の有価証券売買等損益(0円)、収益調整金(有価証券売買等損益相当額)(0円)、収益調整金(その他収益調整金)(35,943,110円)、分配準備積立金(7,491,997円)により、分配対象収益は43,435,107円となりましたが、委託会社が基準価額水準・市況動向等を勘案し、当期は分配を見合わせました。	当計算期末における、費用控除後の配当等収益(0円)、費用控除及び繰越欠損金補填後の有価証券売買等損益(24,550,759円)、収益調整金(有価証券売買等損益相当額)(0円)、収益調整金(その他収益調整金)(66,397,631円)、分配準備積立金(6,367,889円)により、分配対象収益は97,316,279円となりましたが、委託会社が基準価額水準・市況動向等を勘案し、当期は分配を見合わせました。

（金融商品に関する注記）

金融商品の状況に関する事項

1 金融商品に対する取組方針

当ファンドは、投資信託及び投資法人に関する法律第2条第4項に定める証券投資信託であり、信託約款に規定する「運用の基本方針」に従い、有価証券等の金融商品に対して投資として運用することを目的としております。

2 金融商品の内容及び金融商品に係るリスク

当ファンドが保有する金融商品の種類は、有価証券、コール・ローン等の金銭債権及び金銭債務であります。当ファンドが保有する有価証券は親投資信託受益証券であります。

当ファンドの主な投資リスクとして、「ロングショート戦略によるリスク」、「株式の価格変動のリスク」、「デリバティブ取引のリスク」、「為替変動リスク」、「債券投資のリスク」等があります。

3 金融商品に係るリスク管理体制

(1) 市場リスクの管理

ブラックロックソリューション・グリーンパッケージプロダクションチームが日次で計測し、運用部、その他の関係部署等にレポートをイントラネットで配信しております。また、運用ガイドラインのモニタリングはポートフォリオ・コンプライアンスチームが行っており、ガイドライン等を逸脱していた場合、関係部署へ報告され、適切な調整を行います。

(2) 信用リスクの管理

ファンダメンタル債券運用部により、国内債券の個別信用リスク及び銘柄間の相対価値については独自の定量・定性分析等を行っております。外国債券銘柄等については、社内のリサーチ・データベースによりグローバル・クレジット・チームとの情報・分析結果を共有しております。

(3) 取引先リスクの管理

リスク・クオンツ分析部は当社の親会社である米国のBlackRock, Inc.のRQA Counterparty & Concentration Riskチームと共に既存の承認済み取引先の信用悪化のモニタリングを行っており、取引先のデフォルトに対する取引先リスク、発行体リスクのファンドへの影響を分析しております。また、新規取引先の承認に際しては、リスク・クオンツ分析部が新規取引先申請の内容に問題がないかどうか確認を行い、当社の親会社である米国のBlackRock, Inc.のRQA Counterparty & Concentration Riskチームへ申請を行っております。

また、毎月開催される投資委員会では、リスク管理・運用分析手法等について審議を行っております。

金融商品の時価等に関する事項

第5期 (2021年6月15日現在)	第6期 (2022年6月15日現在)
<p>1 貸借対照表計上額、時価及び差額 貸借対照表上の金融商品は原則としてすべて時価で評価しているため、貸借対照表計上額と時価との差額はありません。</p>	<p>1 貸借対照表計上額、時価及び差額 同左</p>
<p>2 時価の算定方法 (1) 有価証券 「(重要な会計方針に係る事項に関する注記)」に記載しております。 (2) コール・ローン等の金銭債権及び金銭債務 これらの科目は短期間で決済されるため、時価は帳簿価額と近似していることから、当該帳簿価額によっております。</p>	<p>2 時価の算定方法 (1) 有価証券 同左 (2) コール・ローン等の金銭債権及び金銭債務 同左</p>
<p>3 金融商品の時価等に関する事項の補足説明 金融商品の時価には、市場価格に基づく価額のほか、市場価格がない場合には合理的に算定された価額が含まれております。当該価額の算定においては一定の前提条件等を採用しているため、異なる前提条件等によった場合、当該価額が異なることもあります。</p>	<p>3 金融商品の時価等に関する事項の補足説明 金融商品の時価の算定においては一定の前提条件等を採用しているため、異なる前提条件等によった場合、当該価額が異なることもあります。</p>
<p>4 金銭債権の計算期間末日後の償還予定額 金銭債権については全て1年以内に償還予定であります。</p>	<p>4 金銭債権の計算期間末日後の償還予定額 同左</p>

金融商品の時価のレベルごとの内訳等に関する事項

「財務諸表等の用語、様式及び作成方法に関する規則」附則(令和3年9月24日改正内閣府令第61号)第4条第5項に従い、記載を省略しております。

(関連当事者との取引に関する注記)

該当事項はありません。

(その他の注記)

1 期中元本変動額

項目	第5期 (2021年6月15日現在)	第6期 (2022年6月15日現在)
期首元本額	898,021,132円	1,191,601,105円
期中追加設定元本額	459,466,778円	1,037,801,693円
期中一部解約元本額	165,886,805円	233,133,915円

2 有価証券関係

第5期(2021年6月15日現在)

売買目的有価証券

種類	当計算期間の損益に 含まれた評価差額(円)
親投資信託受益証券	21,610,796
合計	21,610,796

第6期(2022年6月15日現在)

売買目的有価証券

種類	当計算期間の損益に 含まれた評価差額(円)
親投資信託受益証券	88,113,709
合計	88,113,709

3 デリバティブ取引関係

該当事項はありません。

(4) 【附属明細表】

第1 有価証券明細表

(1) 株式

該当事項はありません。

(2) 株式以外の有価証券

種 類	銘 柄	券面総額 (円)	評価額 (円)	備考
親投資信託受益証券	アメリカズ・ロングショート・マザー ファンド	1,538,447,617	2,105,365,563	
親投資信託受益証券 合計		1,538,447,617	2,105,365,563	
合計		1,538,447,617	2,105,365,563	

(注) 親投資信託受益証券における券面総額欄の数値は、口数を表示しております。

第2 信用取引契約残高明細表

該当事項はありません。

第3 デリバティブ取引及び為替予約取引の契約額等及び時価の状況表

該当事項はありません。

(参考情報)

当ファンドは、「アメリカズ・ロングショート・マザーファンド」受益証券を主要投資対象としており、貸借対照表の資産の部に計上された親投資信託受益証券は、すべて同マザーファンドの受益証券であります。同マザーファンドの2022年6月15日現在(以下「計算日」という)の状況は次の通りであります。

なお、以下に記載した情報は監査意見の対象外であります。

「アメリカズ・ロングショート・マザーファンド」の状況

(1) 貸借対照表

項目	(2022年6月15日現在)
	金額(円)
資産の部	
流動資産	
金銭信託	81,597,739
投資証券	2,433,316,149
流動資産合計	2,514,913,888
資産合計	2,514,913,888
負債の部	
流動負債	
派生商品評価勘定	14,952,167
流動負債合計	14,952,167
負債合計	14,952,167
純資産の部	
元本等	
元本	1,826,797,373
剰余金	
剰余金又は欠損金()	673,164,348
元本等合計	2,499,961,721
純資産合計	2,499,961,721
負債純資産合計	2,514,913,888

(注)親投資信託の計算期間は、原則として、毎年6月21日から翌年6月20日までであります。

(2) 注記表

(重要な会計方針に係る事項に関する注記)

1 有価証券の評価基準及び評価方法

投資証券は移動平均法に基づき、原則として以下の通り時価評価しております。

(1) 金融商品取引所等に上場されている有価証券

金融商品取引所等に上場されている有価証券は、原則として当該取引所等における計算日において知りうる直近の最終相場で評価しております。

(2) 金融商品取引所等に上場されていない有価証券

当該有価証券については、原則として、金融機関の提示する価額又は価格情報会社の提供する価額のいずれかから入手した価額で評価しております。

(3) 時価が入手できなかった有価証券

適正な評価額を入手できなかった場合又は入手した評価額が時価と認定できない事由が認められた場合は、委託会社が忠実義務に基づいて合理的事由をもって時価と認めた価額もしくは受託者と協議のうえ両者が合理的事由をもって時価と認めた価額で評価しております。

2 デリバティブの評価基準及び評価方法

為替予約取引

個別法に基づき、原則としてわが国における計算日の対顧客先物売買相場の仲値で評価しております。

3 外貨建資産・負債の本邦通貨への換算基準

外貨建資産・負債の円換算については原則として、わが国における計算日の対顧客電信売買相場の仲値によって計算しております。

4 その他財務諸表作成のための基礎となる事項

外貨建資産等の会計処理

外貨建資産等については、「投資信託財産の計算に関する規則」(平成12年総理府令第133号)第60条の規定に基づき、通貨の種類ごとに勘定を設けて、邦貨建資産等と区分する方法を採用しております。従って、外貨の売買については、同規則第61条の規定により処理し、為替差損益を算定しております。

(重要な会計上の見積りに関する注記)

本報告書における開示対象ファンドの当計算期間の財務諸表の作成にあたって行った会計上の見積りが本報告書における開示対象ファンドの当計算期間の翌計算期間の財務諸表に重要な影響を及ぼすリスクは識別していないため、注記を省略しております。

(会計方針の変更に関する注記)

(時価の算定に関する会計基準等の適用)

「時価の算定に関する会計基準」(企業会計基準第30号2019年7月4日。以下「時価算定会計基準」という。)等を開示対象ファンドの当計算期間の期首から適用し、時価算定会計基準第19項に定める経過的な取扱いに従って、時価算定会計基準等が定める新たな会計方針を将来にわたって適用することとしました。これによる、財務諸表への影響は軽微であります。

また、金融商品に関する注記に記載の通り、金融商品の時価のレベルごとの内訳等に関する事項の注記は行っておりません。

(貸借対照表に関する注記)

項目	(2022年6月15日現在)
1 当該計算日における 受益権総数	1,826,797,373口
2 1口当たり純資産額	1.3685円

(金融商品に関する注記)

金融商品の状況に関する事項

1 金融商品に対する取組方針

当ファンドは、投資信託及び投資法人に関する法律第2条第4項に定める証券投資信託であり、信託約款に規定する「運用の基本方針」に従い、有価証券等の金融商品に対して投資として運用することを目的としております。

2 金融商品の内容及び金融商品に係るリスク

当ファンドが保有する金融商品の種類は、有価証券、デリバティブ取引、コール・ローン等の金銭債権及び金銭債務であります。当ファンドが保有する有価証券は投資証券であります。

当ファンドの主な投資リスクとして、「ロングショート戦略によるリスク」、「株式の価格変動のリスク」、「デリバティブ取引のリスク」、「為替変動リスク」、「債券投資のリスク」等があります。

当ファンドの利用しているデリバティブ取引は、為替予約取引であります。

為替予約取引は、外貨建資産の時価総額の為替変動リスクの低減を目的としており、投機を目的とする為替予約は行わない方針であります。為替予約取引に係る主要なリスクは、為替相場の変動による価格変動リスク及び取引相手の信用状況の変化により損失が発生する信用リスクであります。

3 金融商品に係るリスク管理体制

(1) 市場リスクの管理

ブラックロックソリューション・グリーンパッケージプロダクションチームが日次で計測し、運用部、その他の関係部署等にレポートをイントラネットで配信しております。また、運用ガイドラインのモニタリングはポートフォリオ・コンプライアンスチームが行っており、ガイドライン等を逸脱していた場合、関係部署へ報告され、適切な調整を行います。

(2) 信用リスクの管理

ファンダメンタル債券運用部により、国内債券の個別信用リスク及び銘柄間の相対価値については独自の定量・定性分析等を行っております。外国債券銘柄等については、社内のリサーチ・データベースによりグローバル・クレジット・チームとの情報・分析結果を共有しております。

(3) 取引先リスクの管理

リスク・クオンツ分析部は当社の親会社である米国のBlackRock, Inc.のRQA Counterparty & Concentration Riskチームと共に既存の承認済み取引先の信用悪化のモニタリングを行っており、取引先のデフォルトに対する取引先リスク、発行体リスクのファンドへの影響を分析しております。また、新規取引先の承認に際しては、リスク・クオンツ分析部が新規取引先申請の内容に問題がないかどうか確認を行い、当社の親会社である米国のBlackRock, Inc.のRQA Counterparty & Concentration Riskチームへ申請を行っております。

また、毎月開催される投資委員会では、リスク管理・運用分析手法等について審議を行っております。

金融商品の時価等に関する事項

(2022年6月15日現在)

- 1 貸借対照表計上額、時価及び差額
貸借対照表上の金融商品は原則としてすべて時価で評価しているため、貸借対照表計上額と時価との差額は
ありません。
- 2 時価の算定方法
 - (1) 有価証券
「(重要な会計方針に係る事項に関する注記)」に記載しております。
 - (2) デリバティブ取引
デリバティブ取引については、「(その他の注記)」の「3 デリバティブ取引関係」に記載しております。
 - (3) コール・ローン等の金銭債権及び金銭債務
これらの科目は短期間で決済されるため、時価は帳簿価額と近似していることから、当該帳簿価額によって
おります。
- 3 金融商品の時価等に関する事項の補足説明
金融商品の時価の算定においては一定の前提条件等を採用しているため、異なる前提条件等によった場合、
当該価額が異なることもあります。
また、デリバティブ取引に関する契約額等は、あくまでもデリバティブ取引における名目的な契約額又は計
算上の想定元本であり、当該金額自体がデリバティブ取引のリスクの大きさを示すものではありません。
- 4 金銭債権の計算日後の償還予定額
金銭債権はすべて1年以内に償還予定であります。

金融商品の時価のレベルごとの内訳等に関する事項

「財務諸表等の用語、様式及び作成方法に関する規則」附則(令和3年9月24日改正内閣府令第61号)第2条第5項に従
い、記載を省略しております。

(関連当事者との取引に関する注記)

該当事項はありません。

(その他の注記)

- 1 本報告書における開示対象ファンドの当該計算期間における当該親投資信託の元本額の変動及び計算日における元本の内訳

(2022年6月15日現在)	
同計算期間の期首元本額	1,290,727,867円
同計算期間中の追加設定元本額	798,942,385円
同計算期間中の一部解約元本額	262,872,879円
同計算期間末日の元本額	1,826,797,373円
当該親投資信託受益証券を投資対象とする投資信託の元本額は次の通りです。	
サイエンティフィック・エクイティ・ファンド	288,349,756円
ブラックロック・アメリカ大陸ロング・ショート・ファンド (ダイワ投資一任専用)	1,538,447,617円
合計	1,826,797,373円

2 有価証券関係

売買目的有価証券

種類	(2022年6月15日現在)
	当計算期間の損益に 含まれた評価差額(円)
投資証券	158,613,950
合計	158,613,950

(注) 「当計算期間の損益に含まれた評価差額」の欄には、当該親投資信託の期首から計算日までの評価差額を記載しております。

3 デリバティブ取引関係

取引の時価等に関する事項

通貨関連

区分	種類	(2022年6月15日現在)			
		契約額等(円)		時価(円)	評価損益(円)
			うち1年超 (円)		
市場取引以外の取引	為替予約取引 売建 アメリカドル	2,413,828,843	-	2,428,781,010	14,952,167
合計		2,413,828,843	-	2,428,781,010	14,952,167

(注1) 時価の算定方法

為替予約取引

- 1 計算日に対顧客先物相場の仲値が発表されている外貨については、以下のように評価しております。
計算日において為替予約の受渡日(以下「当該日」という)の対顧客先物相場が発表されている場合は、当該為替予約は当該仲値で評価しております。
計算日において当該日の対顧客先物相場が発表されていない場合は、以下の方法によっております。
・計算日に当該日を超える対顧客先物相場が発表されている場合には、発表されている先物相場のうち当該日に最も近い前後二つの先物相場の仲値をもとに計算したレートを用いております。
・計算日に当該日を超える対顧客先物相場が発表されていない場合には、当該日に最も近い発表されている対顧客先物相場の仲値を用いております。
- 2 計算日に対顧客先物相場の仲値が発表されていない外貨については、計算日の対顧客相場の仲値で評価しております。
- 3 上記の算定方法にて、適正な時価と認定できない事由が認められた場合は、投資信託委託会社が忠実義務に基づいて合理的な事由をもって時価と認められた価額で評価しております。

(注2) 上記取引で、ヘッジ会計が適用されているものではありません。

(3) 附属明細表

第1 有価証券明細表

(1) 株式

該当事項はありません。

(2) 株式以外の有価証券

種類	通貨	銘柄	券面総額	評価額	備考
投資証券	アメリカドル	ブラックロック・ストラテジック・ファンズ ブラックロック・アメリカズ・ダイバーシファイド・エクイティ・アブソルート・リターン・ファンド クラスX投資証券	93,790.630	16,424,615.120	
		インスティテューショナル・キャッシュ・シリーズplc ブラックロック・ICS・USTレジャーリー・ファンド エージェンシークラス投資証券	15,041.630	1,598,613.900	
	アメリカドル 小計	108,832.260	18,023,229.020 (2,433,316,149)		
投資証券 合計				2,433,316,149 (2,433,316,149)	
合計				2,433,316,149 (2,433,316,149)	

(注1)投資証券における券面総額欄の数値は、口数を表示しております。

(注2) 1 各種通貨毎の小計の欄における()内の金額は、邦貨換算額であります。

2 合計欄における()内の金額は、外貨建有価証券の邦貨換算額の合計額であり、内数で表示しております。

3 外貨建有価証券の内訳

通貨	銘柄数	組入投資証券時価比率	合計金額に対する比率
アメリカドル	投資証券 2銘柄	100.0%	100.0%

第2 信用取引契約残高明細表

該当事項はありません。

第3 デリバティブ取引及び為替予約取引の契約額等及び時価の状況表

当該事項はデリバティブ取引関係の注記事項として記載しております。

(参考情報)

当ファンドは、「ブラックロック・ストラテジック・ファンズ ブラックロック・アメリカズ・ダイバーシファイド・エクイティ・アブソルート・リターン・ファンド クラスX投資証券」及び「インスティテューショナル・キャッシュ・シリーズplc ブラックロック・ICS・USTレジャーリー・ファンド エージェンシークラス投資証券」(以下、両者を併せて「同ファンド」という。)を主要投資対象としており、貸借対照表の資産の部に計上された投資証券は、すべて同ファンドの投資証券であります。同ファンドの状況は以下のとおりであります。

なお、以下に記載した情報は監査意見の対象外です。

同ファンドの状況

(1) 「ブラックロック・ストラテジック・ファンズ ブラックロック・アメリカズ・ダイバーシファイド・エクイティ・アブソルート・リターン・ファンド クラスX投資証券」は、ルクセンブルグにおいて設立されたオープンエンド型投資法人が発行するファンドであり、当該ファンドの現時点で日本語に翻訳された直近の情報は、2021年11月30日に終了する中間計算期間(2021年6月1日から2021年11月30日まで)に係る中間財務書類であります。

当該中間財務書類は、当該ファンドを含む「ブラックロック・ストラテジック・ファンズ」の2021年11月30日現在の中間財務書類のうち、当該ファンドにかかる部分を、委託会社において抜粋し、その原文を翻訳したものです。なお、中間財務書類に含まれる「投資有価証券明細表」の銘柄については原文通り英語表記で行っております。なお、ルクセンブルグにおける独立監査人の監査を受けておりません。

(2) 「インスティテューショナル・キャッシュ・シリーズplc ブラックロック・ICS・USTレジャーリー・ファンド エージェンシークラス投資証券」は、アイルランドにおいて設立されたオープンエンド型投資法人が発行するファンドであり、当該ファンドの現時点で日本語に翻訳された直近の情報は、2021年9月30日に終了する計算期間(2020年10月1日から2021年9月30日まで)に係る財務書類であります。

当該財務書類は、当該ファンドを含む「インスティテューショナル・キャッシュ・シリーズplc」の2021年9月30日現在の財務書類のうち、当該ファンドにかかる部分を、委託会社において抜粋し、その原文を翻訳したものです。なお、財務書類に含まれる「投資有価証券明細表」の銘柄については原文通り英語表記で行っております。

純資産計算書 2021年11月30日現在（未監査）

	注記	米ドル
資産		
投資有価証券 - 取得原価		813,514,986
未実現評価益		3,229,239
投資有価証券 - 時価	2 (a)	816,744,225
銀行預金	2 (a)	39,676,534
未収利息および未収配当金	2 (a)、 2 (d)	55,808
売却投資有価証券未収金	2 (a)、 2 (d)	352,973,090
販売投資証券未収金	2 (a)	3,157,836
以下に係る未実現評価益：		
未決済先渡為替予約	2 (d)	2,827,604
差金決済契約	2 (d)	160,720,296
その他の資産	2 (a)	961
資産合計		1,376,156,354
負債		
銀行からの借入金	2 (a)	314
ブローカーに対する債務	14	6,896,111
未払利息および未払配当金	2 (a)、 2 (d)	5,793,532
購入投資有価証券未払金	2 (a)、 2 (d)	371,214,361
買戻し投資証券未払金	2 (a)	689,641
以下に係る未実現評価損：		
未決済先渡為替予約	2 (d)	5,387,759
差金決済契約	2 (d)	158,815,207
未払費用およびその他の負債	2 (a)、 4、 5、 6、 7、 8	3,109,555
負債合計		551,906,480
純資産合計		824,249,874

添付の注記は、これらの財務書類の不可分の一部である。

3 会計年度末における純資産価額の概要 2021年11月30日現在(未監査)

ブラックロック・アメリカズ・ダイバーシファイド・
エクイティ・アブソルート・リターン・ファンド

	通貨	2021年	2021年	2020年	2019年
		11月30日現在	5月31日現在	5月31日現在	5月31日現在
純資産合計	米ドル	824,249,874	687,136,883	937,142,511	1,240,896,160
以下の1口当たり純資産価額:					
クラスA無分配投資証券(豪ドル)	豪ドル	191.28	170.72	207.03	193.21
クラスA無分配投資証券(ユーロ)	ユーロ	101.12	90.95	103.78	100.78
クラスAスウェーデン・コロナ・ヘッジ無分配投資証券	スウェーデン・コロナ	124.32	120.10	125.53	125.05
クラスA無分配英国報告型投資証券	米ドル	136.02	131.19	136.43	132.72
クラスAユーロ・ヘッジ無分配英国報告型投資証券	ユーロ	121.69	117.77	123.55	123.33
クラスA無分配英国報告型投資証券(英ポンド)	英ポンド	161.49	146.85	175.23	167.39
クラスD無分配投資証券	米ドル	117.48	113.03	116.95	113.21
クラスDスイス・フラン・ヘッジ無分配投資証券	スイス・フラン	102.09	98.68	103.32	102.97
クラスDユーロ・ヘッジ無分配英国報告型投資証券	ユーロ	126.46	122.08	127.47	126.74
クラスD英ポンド・ヘッジ無分配英国報告型投資証券	英ポンド	113.08	108.83	112.83	110.81
クラスEユーロ・ヘッジ無分配投資証券	ユーロ	97.18	94.29	99.43	99.76
クラスIユーロ・ヘッジ無分配投資証券	ユーロ	103.68	99.92	104.03	103.04
クラスI日本円ヘッジ無分配投資証券	日本円	10,028.98	9,650.34	10,001.49	9,901.72
クラスIスウェーデン・コロナ・ヘッジ無分配投資証券	スウェーデン・コロナ	96.47	92.79	96.24	95.14
クラスI無分配英国報告型投資証券	米ドル	111.92	107.53	110.94	107.08
クラスX無分配投資証券	米ドル	168.24	160.83	164.27	156.99

添付の注記は、これらの財務書類の不可分の一部である。

損益および純資産変動計算書 2021年11月30日に終了した会計期間（未監査）

		ブラックロック・アメリカズ・ダイ パーシファイド・エクイティ・アブ ソルット・リターン・ファンド
		米ドル
期首純資産		687,136,883
収益		
預金利息	2 (c)	160,997
債券利息	2 (c)	362,547
差金決済契約に係る受取配当金、源泉徴収税控除後	2 (c)、2 (d)	16,589,717
収益合計		17,113,261
費用		
銀行利息	2 (c)	1,075
差金決済契約に係る支払利息	2 (c)、2 (d)	5,506,500
差金決済契約に係る支払配当金、源泉徴収税控除後	2 (c)、2 (d)	26,689,074
年間サービス費用	5	651,218
預託報酬	2 (i)、6	431,228
税金	8	114,185
販売報酬	4	13,269
ローン・コミットメント・フィー	14	3,008
投資運用報酬および投資運用再委託報酬	4	4,347,589
費用合計		37,757,146
投資純損失		(20,643,885)
以下に係る実現純利益 / (損失) :		
投資有価証券	2 (a)、2 (b)	1,995,412
差金決済契約	2 (d)	40,437,696
外貨および先渡為替予約	2 (d)、2 (e)、2 (j)	(29,371,884)
当期実現純利益		13,061,224
以下に係る未実現評価益 / (損) の純変動額 :		
投資有価証券	2 (a)	2,142,932
差金決済契約	2 (d)	4,322,225
外貨および先渡為替予約	2 (d)、2 (e)、2 (j)	(5,308,002)
当期末実現評価益 / (損) の純変動		1,157,155
運用成績による純資産の減少		(6,425,506)
資本の変動		
投資証券発行による正味受取額		238,088,512
投資証券買戻しによる正味支払額		(94,550,015)
資本の変動による純資産の増加		143,538,497
期末純資産		824,249,874

添付の注記は、これらの財務書類の不可分の一部である。

発行済投資証券口数変動表 2021年11月30日に終了した会計期間(未監査)

ブラックロック・アメリカズ・ダイバーシファイド・エクイティ・
アブソルート・リターン・ファンド

	期首発行済 投資証券口数	当期発行 投資証券口数	当期買戻し 投資証券口数	期末発行済 投資証券口数
クラスA無分配投資証券(豪ドル)	149	-	-	149
クラスA無分配投資証券(ユーロ)	45	-	-	45
クラスAスウェーデン・クローナ・ヘッジ無分 配投資証券	1,554,898	5,155,165	698,180	6,011,883
クラスA無分配英国報告型投資証券	217,571	15,894	41,757	191,708
クラスAユーロ・ヘッジ無分配英国報告型投資 証券	1,475,258	126,865	140,386	1,461,737
クラスA無分配英国報告型投資証券(英ポン ド)	460	-	16	444
クラスD無分配投資証券	247,383	46,082	65,935	227,530
クラスDスイス・フラン・ヘッジ無分配投資証 券	4,404	704	3,040	2,068
クラスDユーロ・ヘッジ無分配英国報告型投資 証券	387,030	63,407	35,750	414,687
クラスD英ポンド・ヘッジ無分配英国報告型投 資証券	146	-	-	146
クラスEユーロ・ヘッジ無分配投資証券	53,248	249	10,940	42,557
クラスIユーロ・ヘッジ無分配投資証券	373,164	224,378	224,655	372,887
クラスI日本円ヘッジ無分配投資証券	1,976,602	1,006,758	5,881	2,977,479
クラスIスウェーデン・クローナ・ヘッジ無分 配投資証券	1,350,876	1,151	10,483	1,341,544
クラスI無分配英国報告型投資証券	765,056	125,069	146,931	743,194
クラスX無分配投資証券	91,982	6,252	11,006	87,228

添付の注記は、これらの財務書類の不可分の一部である。

ブラックロック・アメリカズ・ダイバーシファイド・エクイティ・アブソルート・リターン・ファンド

投資有価証券明細表 2021年11月30日現在(未監査)

保有高	銘柄	時価 (米ドル)	純資産比率 (%)
公認の証券取引所に上場されているまたはその他の規制市場で取引されている譲渡可能な有価証券および短期金融商品			
普通株式			
ケイマン諸島			
152,274	Apollo Strategic Growth Capital II (Unit)	1,527,308	0.18
34,884	GLOBALFOUNDRIES Inc	2,352,228	0.29
3,575	VTEX 'A'	52,982	0.01
		<u>3,932,518</u>	<u>0.48</u>
イスラエル			
786	Monday. com Ltd	289,641	0.04
9,148	Riskified Ltd 'A'	89,376	0.01
		<u>379,017</u>	<u>0.05</u>
スイス			
22,639	On Holding AG 'A'	926,614	0.11
		<u>926,614</u>	<u>0.11</u>
米国			
9,892	Allbirds Inc	191,113	0.02
189	Braze Inc 'A'	14,538	0.00
79,789	Definitive Healthcare Corp	2,413,617	0.29
8,504	Doximity Inc 'A'	564,581	0.07
2,024	Dutch Bros Inc 'A'	106,260	0.01
10,237	EngageSmart Inc	212,111	0.03
10,060	Expensify Inc 'A'	506,622	0.06
51,053	Fluence Energy Inc	1,744,992	0.21
14,004	Freshworks Inc 'A'	504,844	0.06
3,074	Gitlab Inc 'A'	305,340	0.04
36,670	Informatica Inc 'A'	1,283,817	0.16
10,702	Marqeta Inc 'A'	215,110	0.03
20,277	Paymentus Holdings Inc 'A'	589,959	0.07
4,900	PROCEPT BioRobotics Corp	170,814	0.02
6,473	Remitly Global Inc	160,272	0.02
10,937	Rivian Automotive Inc 'A'	1,314,299	0.16
4,365	SentinelOne Inc 'A'	257,448	0.03
23,598	Sterling Check Corp	573,903	0.07
5,113	Sweetgreen Inc 'A'	220,575	0.03
67,614	Thoughtworks Holding Inc	2,073,045	0.25
5,769	Toast Inc 'A'	246,625	0.03
34,853	Udemy Inc	949,744	0.11
		<u>14,619,629</u>	<u>1.77</u>
普通株式合計			
		<u>19,857,778</u>	<u>2.41</u>

保有高	銘柄	時価 (米ドル)	純資産比率 (%)
債券			
米国			
USD 19,500,000	United States Cash Management Bill 1/2/2022 (Zero Coupon)	19,498,455	2.37
USD 25,000,000	United States Cash Management Bill 8/3/2022 (Zero Coupon)	24,996,631	3.03
USD 25,000,000	United States Cash Management Bill 22/3/2022 (Zero Coupon)	24,996,030	3.03
USD 25,000,000	United States Treasury Bill 6/1/2022 (Zero Coupon)	24,999,063	3.03
USD 10,000,000	United States Treasury Bill 11/1/2022 (Zero Coupon)	9,999,544	1.22
USD 10,000,000	United States Treasury Bill 13/1/2022 (Zero Coupon)	9,999,534	1.21
USD 5,000,000	United States Treasury Bill 27/1/2022 (Zero Coupon)	4,999,288	0.61
USD 15,000,000	United States Treasury Bill 10/2/2022 (Zero Coupon)	14,998,743	1.82
		<u>134,487,288</u>	<u>16.32</u>
債券合計			
		<u>134,487,288</u>	<u>16.32</u>
譲渡性預金証書			
スイス			
USD 5,000,000	Credit Suisse AG FRN 15/2/2022	5,000,000	0.61
		<u>5,000,000</u>	<u>0.61</u>
米国			
USD 12,400,000	Bank of America NA 0.20% 1/12/2021	12,400,000	1.50
USD 6,300,000	Bank of Montreal 0.21% 9/9/2022	6,300,000	0.76
USD 6,000,000	Bank of Nova Scotia 0.23% 4/5/2022	6,000,000	0.73
USD 7,000,000	BNP Paribas 0.22% 1/2/2022	7,000,000	0.85
USD 4,500,000	Canadian Imperial Bank of Commerce 0.24% 4/5/2022	4,500,000	0.55
USD 8,000,000	Canadian Imperial Bank of Commerce 0.18% 8/6/2022	8,000,000	0.97
USD 3,000,000	Mizuho Bank Ltd 0.11% 1/12/2021	3,000,000	0.36
USD 3,750,000	Mizuho Bank Ltd 0.16% 21/1/2022	3,750,052	0.46
USD 6,000,000	Mizuho Bank Ltd 0.25% 5/5/2022	6,000,000	0.73
USD 8,000,000	Norinchukin Bank 0.18% 25/2/2022	8,000,380	0.97
USD 7,000,000	Royal Bank of Canada 0.20% 16/8/2022	7,000,000	0.85
USD 7,000,000	Sumitomo Mitsui Banking Corp 0.25% 11/5/2022	7,000,000	0.85
USD 3,500,000	Sumitomo Mitsui Trust Bank Ltd 0.14% 2/2/2022	3,500,000	0.42
USD 5,000,000	Sumitomo Mitsui Trust Bank Ltd 0.25% 11/5/2022	5,000,000	0.61
USD 6,750,000	Sumitomo Mitsui Trust Bank Ltd 0.25% 13/5/2022	6,750,000	0.82
USD 8,000,000	Toronto-Dominion Bank 0.14% 28/2/2022	8,000,000	0.97
USD 3,500,000	Toronto-Dominion Bank 0.30% 25/10/2022	3,500,000	0.42
USD 6,500,000	UBS AG 0.27%11/3/2022	6,500,000	0.79
		<u>112,200,432</u>	<u>13.61</u>
譲渡性預金証書合計			
		<u>117,200,432</u>	<u>14.22</u>
コマーシャル・ペーパー			
オーストラリア			
USD 8,000,000	Australia & New Zealand Banking Group 4/1/2022 (Zero Coupon)	7,999,093	0.97
USD 6,000,000	Australia & New Zealand Banking Group FRN 28/7/2022	5,990,440	0.73

保有高	銘柄	時価 (米ドル)	純資産比率 (%)
オーストラリア(続き)			
USD 625,000	Mizuho Bank Ltd FRN 9/5/2022	624,269	0.08
USD 3,000,000	National Australia Bank Ltd FRN 15/2/2022	2,999,113	0.36
USD 1,100,000	Westpac Banking Corp 1/4/2022 (Zero Coupon)	1,099,150	0.13
USD 5,000,000	Westpac Banking Corp FRN 20/10/2022	4,984,747	0.60
		23,696,812	2.87
カナダ			
USD 10,095,000	Alberta FRN 5/1/2022	10,094,117	1.22
USD 5,000,000	CDP Financial Inc 13/12/2021 (Zero Coupon)	4,999,883	0.61
USD 8,000,000	CDP Financial Inc 4/1/2022 (Zero Coupon)	7,999,320	0.97
USD 5,000,000	CDP Financial Inc FRN 1/2/2022	4,998,967	0.61
USD 2,000,000	National Bank of Canada FRN 14/3/2022	1,998,684	0.24
USD 10,700,000	PSP Capital Inc 17/2/2022 (Zero Coupon)	10,696,522	1.30
USD 8,000,000	Totalenergies Capital Canada Ltd 8/2/2022 (Zero Coupon)	7,997,700	0.97
		48,785,193	5.92
フランス			
USD 3,500,000	Antalis SA FRN 3/2/2022	3,499,005	0.43
USD 8,000,000	BPCE SA FRN 6/12/2021	7,999,889	0.97
USD 3,000,000	BPCE SA FRN 15/12/2021	2,999,883	0.36
USD 9,500,000	Caisse Damortissement de la Dette Sociale 27/1/2022 (Zero Coupon)	9,497,704	1.15
		23,996,481	2.91
アイルランド			
USD 6,150,000	Matchpoint Finance Plc FRN 11/1/2022	6,149,229	0.75
		6,149,229	0.75
日本			
USD 1,500,000	Sumitomo Mitsui Banking Corp FRN 10/1/2022	1,499,750	0.18
		1,499,750	0.18
ニュージーランド			
USD 7,220,000	ASB Finance Ltd 13/12/2021 (Zero Coupon)	7,219,760	0.88
USD 3,000,000	ASB Finance Ltd 6/4/2022 (Zero Coupon)	2,998,110	0.36
USD 5,000,000	ASB Finance Ltd 2/8/2022 (Zero Coupon)	4,993,222	0.60
		15,211,092	1.84
ノルウェー			
USD 8,000,000	DNB Bank ASA 9/12/2021 (Zero Coupon)	7,999,831	0.97
USD 6,900,000	DNB Bank ASA 22/2/2022 (Zero Coupon)	6,897,773	0.84
		14,897,604	1.81
シンガポール			
USD 8,200,000	DBS Bank Ltd 22/12/2021 (Zero Coupon)	8,199,665	1.00
USD 8,000,000	DBS Bank Ltd FRN 7/2/2022	7,997,733	0.97
USD 2,100,000	DBS Bank Ltd FRN 23/2/2022	2,099,363	0.26
USD 3,000,000	Oversea- Chinese Banking Corp FRN 3/2/2022	2,999,200	0.36
USD 3,150,000	Sumitomo Mitsui Trust Bank Ltd FRN 6/12/2021	3,149,952	0.38
		24,445,913	2.97
スペイン			
USD 2,000,000	Banco Santander SA 13/12/2021 (Zero Coupon)	1,999,933	0.24
USD 2,250,000	Banco Santander SA 19/1/2022 (Zero Coupon)	2,249,479	0.28

保有高	銘柄	時価 (米ドル)	純資産比率 (%)
	スペイン(続き)		
USD 3,800,000	Banco Santander SA 20/1/2022 (Zero Coupon)	3,799,156	0.46
USD 2,000,000	Banco Santander SA FRN 18/4/2022	1,998,122	0.24
		10,046,690	1.22
	スウェーデン		
USD 3,500,000	Nordea Bank Abp 14/2/2022 (Zero Coupon)	3,498,979	0.42
USD 6,500,000	Nordea Bank Abp FRN 21/10/2022	6,482,158	0.79
USD 9,650,000	Skandinaviska Enskilda Banken AB FRN 9/12/202	9,649,807	1.17
USD 4,300,000	Skandinaviska Enskilda Banken AB FRN 21/6/2022	4,294,209	0.52
USD 7,000,000	Skandinaviska Enskilda Banken AB FRN 6/9/2022	6,989,421	0.85
USD 5,250,000	Svenska Handelsbanken AB FRN 5/5/2022	5,244,801	0.64
USD 4,000,000	Svenska Handelsbanken AB FRN 27/10/2022	3,987,533	0.48
USD 5,650,000	Swedbank AB FRN 20/12/2021	5,649,747	0.69
USD 6,250,000	Swedbank AB FRN 22/3/2022	6,245,953	0.76
USD 4,000,000	Swedbank AB 18/4/2022 (Zero Coupon)	3,997,240	0.48
		56,039,848	6.80
	英国		
USD 8,000,000	Lloyds Bank Plc FRN 3/12/2021	7,999,964	0.97
USD 8,000,000	Nationwide Building Society FRN 12/1/2022	7,998,787	0.97
USD 5,800,000	Nationwide Building Society FRN 28/1/2022	5,798,692	0.70
USD 6,000,000	Nationwide Building Society FRN 1/2/2022	5,998,450	0.73
USD 7,000,000	Standard Chartered Bank FRN 4/5/2022	6,992,514	0.85
		34,788,407	4.22
	米国		
USD 4,000,000	ABN AMRO Funding USA LLC 4/2/2022 (Zero Coupon)	3,998,483	0.48
USD 6,000,000	ABN AMRO Funding USA LLC 27/5/2022 (Zero Coupon)	5,994,248	0.73
USD 6,500,000	Alinghi Funding Co LLC 24/5/2022 (Zero Coupon)	6,493,717	0.79
USD 8,000,000	Barton Capital SA 8/12/2021 (Zero Coupon)	7,999,829	0.97
USD 3,875,000	Barton Capital SA FRN 14/12/2021	3,874,860	0.47
USD 2,750,000	Barton Capital SA 23/2/2022 (Zero Coupon)	2,748,973	0.33
USD 5,000,000	Bedford Row Funding Corp 14/7/2022 (Zero Coupon)	5,000,000	0.61
USD 4,750,000	Britannia Funding Co LLC 10/1/2022 (Zero Coupon)	4,749,208	0.57
USD 5,000,000	Britannia Funding Co LLC FRN 1/2/2022	4,998,708	0.61
USD 7,000,000	CAFCO LLC 2/12/2021 (Zero Coupon)	6,999,982	0.85
USD 2,702,000	Cedar Springs Capital Co LLC FRN 1/12/2021	2,702,000	0.33
USD 363,000	Cedar Springs Capital Co LLC FRN 10/12/2021	362,989	0.04
USD 9,000,000	Chariot Funding LLC FRN 1/2/2022	8,997,985	1.09
USD 8,465,000	Citigroup Global Markets Inc FRN 1/4/2022	8,458,172	1.02
USD 7,500,000	DZ Bank AG Deutsche ZentralGenossenschaftsbank 21/1/2022 (Zero Coupon)	7,498,725	0.91
USD 6,750,000	Federation des Caisses Desjardins FRN 6/12/2021	6,749,916	0.82
USD 6,000,000	Federation Des Caisses Desjardins FRN 2/12/2021	5,999,987	0.73
USD 6,000,000	Federation Des Caisses Desjardins 10/12/2021 (Zero Coupon)	5,999,880	0.73
USD 7,000,000	FMS Wertmanagement FRN 17/2/2022	6,997,953	0.85
USD 5,500,000	Gotham Funding Corp FRN 4/1/2022	5,499,481	0.67
USD 2,500,000	ING US Funding LLC 17/2/2022 (Zero Coupon)	2,499,296	0.30

保有高	銘柄	時価 (米ドル)	純資産比率 (%)
	米国(続き)		
USD 2,800,000	ING US Funding LLC FRN 18/2/2022	2,798,771	0.34
USD 7,000,000	ING US Funding LLC FRN 17/5/2022	6,994,155	0.85
USD 6,000,000	Ionic Capital II Trust 20/1/2022 (Zero Coupon)	5,998,500	0.73
USD 5,300,000	Ionic Capital II Trust FRN 4/3/2022	5,297,672	0.64
USD 5,000,000	Ionic Capital III Trust FRN 20/1/2022	4,998,819	0.61
USD 3,000,000	Ionic Capital III Trust FRN 25/1/2022	2,998,992	0.36
USD 15,000,000	JP Morgan Securities LLC FRN 4/4/2022	14,987,600	1.82
USD 6,000,000	La Fayette Asset Securitization LLC FRN 3/2/2022	5,998,400	0.73
USD 6,600,000	LMA Americas LLC FRN 7/1/2022	6,599,118	0.80
USD 1,055,000	LMA Americas LLC 9/2/2022 (Zero Coupon)	1,054,713	0.13
USD 6,000,000	LMA Americas LLC FRN 15/2/2022	5,997,720	0.73
USD 5,000,000	LVMH Moet Hennessy Louis Vuitton SE FRN 2/2/2022	4,998,950	0.61
USD 8,000,000	Macquarie Bank Ltd 6/12/2021 (Zero Coupon)	7,999,878	0.97
USD 3,900,000	Macquarie Bank Ltd FRN 7/2/2022	3,898,527	0.47
USD 4,500,000	Manhattan Asset Funding Co LLC FRN 24/2/2022	4,498,065	0.54
USD 6,000,000	Mont Blanc Capital Corp FRN 22/2/2022	5,997,095	0.73
USD 10,000,000	Nederlandse Waterschapsbank NV FRN 1/12/2021	10,000,000	1.21
USD 9,684,000	Nieuw Amsterdam Receivables Corp FRN 1/12/2021	9,684,000	1.17
USD 6,000,000	Nieuw Amsterdam Receivables Corp FRN 2/2/2022	5,998,425	0.73
USD 5,000,000	Ontario Teachers' Finance Trust FRN 13/1/2022	4,999,283	0.61
USD 4,000,000	Regatta Funding Co LLC FRN 1/8/2022	3,989,740	0.48
USD 4,000,000	Ridgefield Funding Co LLC FRN 16/3/2022	3,998,133	0.48
USD 7,000,000	Salisbury Receivables Co LLC 10/2/2022 (Zero Coupon)	7,000,000	0.85
USD 3,000,000	Societe Generale SA FRN 13/10/2022	2,992,495	0.36
USD 6,000,000	ST Engineering North America Inc FRN 18/3/2022	5,997,503	0.73
USD 7,000,000	Suncorp Metway Ltd FRN 10/1/2022	6,999,067	0.85
USD 5,000,000	Suncorp Metway Ltd FRN 24/1/2022	4,999,025	0.61
USD 2,250,000	Suncorp Metway Ltd FRN 14/3/2022	2,248,970	0.27
USD 6,000,000	Suncorp Metway Ltd FRN 20/4/2022	5,993,700	0.73
USD 5,000,000	Westpac Banking Corp 0.24% 30/3/2022	5,000,000	0.61
		285,641,708	34.65
コマーシャル・ペーパー合計		545,198,727	66.14
公認の証券取引所に上場されているまたはその他の規制市場で取引されている 譲渡可能な有価証券および短期金融商品合計		816,744,225	99.09
投資有価証券(時価)合計		816,744,225	99.09
その他の純資産		7,505,649	0.91
純資産合計(米ドル)		824,249,874	100.00

添付の注記は、これらの財務書類の不可分の一部である。

保有高	銘柄	取引相手	未実現純評価益 /(損) (米ドル)
デリバティブ金融商品			
差金決済契約			
バミューダ			
(53,956)	Liberty Latin America Ltd 'C'	Goldman Sachs	119,243
(28,456)	Liberty Latin America Ltd 'C'	Morgan Stanley	31,017
			<u>150,260</u>
ブラジル			
13,100	Agrenco Ltd*	Morgan Stanley	(376)
(3)	Banco ABC Brasil SA (Pref)	Morgan Stanley	-
13,700	Laep Investments Ltd*	Goldman Sachs	(697)
24,300	Laep Investments Ltd*	Morgan Stanley	(1,220)
			<u>(2,293)</u>
カナダ			
2,976	Perpetua Resources Corp	Bank of America Merrill Lynch	(1,458)
7,931	Perpetua Resources Corp	HSBC	3,172
12,710	Perpetua Resources Corp	Morgan Stanley	(2,244)
(26,058)	Poseidon Concepts Corp*	Morgan Stanley	5,419
12,100	Sears Canada Inc*	Morgan Stanley	(5,883)
			<u>(994)</u>
ドイツ			
17,929	Perpetua Resources Corp	Barclays Bank	(3,407)
10,152	Perpetua Resources Corp	Goldman Sachs	(4,974)
			<u>(8,381)</u>
ハード島とマクドナルド諸島			
(15,518)	Eagle Bulk Shipping Inc	Barclays Bank	(35,847)
			<u>(35,847)</u>
メキシコ			
12,916	Prologis Property Mexico SA de CV (REIT)	Goldman Sachs	-
			<u>-</u>
パナマ			
(9,857)	Copa Holdings SA 'A'	Barclays Bank	70,675
(5,793)	Copa Holdings SA 'A'	Goldman Sachs	31,803
			<u>102,478</u>
ペルー			
7,452	Tahoe Resources Inc	Morgan Stanley	58
			<u>58</u>
米国			
(1,763)	10X Genomics Inc 'A'	Barclays Bank	(5,959)
(5,368)	10X Genomics Inc 'A'	Goldman Sachs	17,570
(1,711)	10X Genomics Inc 'A'	HSBC	39,849
(5,460)	10X Genomics Inc 'A'	Morgan Stanley	(18,455)
700	1-800-Flowers.com Inc 'A'	Barclays Bank	(1,918)
2,954	1-800-Flowers.com Inc 'A'	Goldman Sachs	(11,905)
24,490	1-800-Flowers.com Inc 'A'	Morgan Stanley	(67,103)
8,150	1Life Healthcare Inc	Bank of America Merrill Lynch	(26,494)

保有高	銘柄	取引相手	未実現純評価益 /(損) (米ドル)
	米国(続き)		
22,185	1Life Healthcare Inc	Barclays Bank	(16,196)
29,260	1Life Healthcare Inc	Goldman Sachs	(145,715)
3,801	1Life Healthcare Inc	HSBC	(23,376)
19,241	1Life Healthcare Inc	Morgan Stanley	(14,046)
2,587	1st Constitution Bancorp	Goldman Sachs	(4,514)
17,533	1st Constitution Bancorp	Morgan Stanley	(22,355)
(14,087)	1st Source Corp	Barclays Bank	47,614
(38,447)	1st Source Corp	Goldman Sachs	152,635
(14,043)	1st Source Corp	HSBC	58,559
(8,168)	1st Source Corp	Morgan Stanley	27,608
(2,621)	1stdibs.com Inc	Bank of America Merrill Lynch	288
(1,493)	1stdibs.com Inc	Barclays Bank	(642)
(1,086)	1stdibs.com Inc	Goldman Sachs	119
(1,575)	1stdibs.com Inc	HSBC	4,127
(4,668)	2seventy bio Inc	Barclays Bank	31,229
(9,861)	2seventy bio Inc	Goldman Sachs	104,428
(1,749)	2seventy bio Inc	Morgan Stanley	11,701
6,021	2U Inc	Bank of America Merrill Lynch	(16,377)
24,747	2U Inc	Barclays Bank	(2,227)
16,893	2U Inc	Goldman Sachs	(45,949)
522	2U Inc	HSBC	(1,462)
(3,535)	3D Systems Corp	Barclays Bank	743
(12,385)	3D Systems Corp	Goldman Sachs	30,117
(7,850)	3D Systems Corp	HSBC	27,930
(3,015)	3D Systems Corp	Morgan Stanley	633
(10,949)	3M Co	Barclays Bank	55,183
(7,887)	3M Co	Goldman Sachs	68,538
(9,799)	3M Co	HSBC	63,153
(20,771)	3M Co	Morgan Stanley	104,686
9,454	4D Molecular Therapeutics Inc	Barclays Bank	(13,047)
288	4D Molecular Therapeutics Inc	Goldman Sachs	(602)
4,473	89bio Inc	Bank of America Merrill Lynch	(17,534)
(10,145)	8x8 Inc	Barclays Bank	(5,377)
(6,434)	8x8 Inc	Goldman Sachs	5,299
(22,553)	8x8 Inc	HSBC	16,915
(3,081)	908 Devices Inc	HSBC	39,835
(1,022)	908 Devices Inc	Morgan Stanley	531
6,749	A O Smith Corp	Barclays Bank	(15,590)
14,878	A O Smith Corp	Goldman Sachs	(18,895)
6,077	A O Smith Corp	HSBC	17,563
5,136	A O Smith Corp	Morgan Stanley	(11,864)
(22,556)	A10 Networks Inc	Barclays Bank	8,120
(27,021)	A10 Networks Inc	Goldman Sachs	13,511
(3,890)	A10 Networks Inc	Morgan Stanley	1,400
12,335	AAON Inc	Barclays Bank	(4,317)

保有高	銘柄	取引相手	未実現純評価益 /(損) (米ドル)
	米国(続き)		
939	AAON Inc	Goldman Sachs	779
16,834	AAR Corp	Barclays Bank	(66,158)
13,225	AAR Corp	Goldman Sachs	(65,022)
8,750	AAR Corp	HSBC	(51,713)
7,045	AAR Corp	Morgan Stanley	(27,687)
12,351	Aaron's Co Inc	Barclays Bank	(29,642)
3,498	Aaron's Co Inc	Goldman Sachs	(9,515)
9,423	Aaron's Co Inc	HSBC	(34,676)
3,037	Aaron's Co Inc	Morgan Stanley	(7,289)
138	AbbVie Inc	Bank of America Merrill Lynch	(63)
1,593	AbbVie Inc	Goldman Sachs	(186)
4,393	AbbVie Inc	HSBC	(435)
9,994	Abeona Therapeutics Inc	Goldman Sachs	(2,604)
24,840	Abeona Therapeutics Inc	Morgan Stanley	(3,162)
(18,829)	Abercrombie & Fitch Co 'A'	Barclays Bank	192,432
(1,739)	Abercrombie & Fitch Co 'A'	Goldman Sachs	16,242
(777)	Abiomed Inc	Bank of America Merrill Lynch	22,774
(2,475)	Abiomed Inc	Goldman Sachs	72,094
(312)	Abiomed Inc	Morgan Stanley	5,076
(2,240)	ABIOMED Inc	Barclays Bank	36,444
(2,173)	ABIOMED Inc	Goldman Sachs	63,691
(8,073)	ABIOMED Inc	HSBC	313,585
(6,403)	ABM Industries Inc	Barclays Bank	18,056
(2,555)	ABM Industries Inc	Goldman Sachs	7,946
1,566	Absci Corp	Barclays Bank	846
1,923	Absci Corp	Goldman Sachs	(558)
(18,010)	Acacia Research Corp	Barclays Bank	3,962
(19,210)	Acacia Research Corp	Goldman Sachs	9,605
(17,362)	Acacia Research Corp	HSBC	8,507
(46,109)	Acacia Research Corp	Morgan Stanley	10,144
5,558	Academy Sports & Outdoors Inc	Barclays Bank	(21,065)
10,881	Academy Sports & Outdoors Inc	Goldman Sachs	(33,731)
3,489	Academy Sports & Outdoors Inc	HSBC	(11,679)
1,873	Academy Sports & Outdoors Inc	Morgan Stanley	(7,099)
(1,002)	Acadia Healthcare Co Inc	Bank of America Merrill Lynch	8,667
(20,499)	Acadia Healthcare Co Inc	Barclays Bank	111,310
(7,210)	Acadia Healthcare Co Inc	Goldman Sachs	62,012
(17,683)	Acadia Healthcare Co Inc	HSBC	142,171
(8,888)	Acadia Healthcare Co Inc	Morgan Stanley	48,262
(13,941)	ACADIA Pharmaceuticals Inc	Barclays Bank	2,788
(4,279)	ACADIA Pharmaceuticals Inc	Goldman Sachs	2,910
(1,153)	ACADIA Pharmaceuticals Inc	HSBC	553
28,383	Acadia Realty Trust (REIT)	Morgan Stanley	(36,046)
17,162	Accel Entertainment Inc	Bank of America Merrill Lynch	(3,261)
41,867	Accel Entertainment Inc	Barclays Bank	(17,165)

保有高	銘柄	取引相手	未実現純評価益 /(損) (米ドル)
	米国(続き)		
21,191	Accel Entertainment Inc	Goldman Sachs	(4,026)
15,519	Accel Entertainment Inc	HSBC	(9,001)
24,272	Accel Entertainment Inc	Morgan Stanley	(9,952)
(2,843)	Accelerate Diagnostics Inc	Bank of America Merrill Lynch	5,004
(14,125)	Accelerate Diagnostics Inc	Barclays Bank	1,554
(245)	Accelerate Diagnostics Inc	Goldman Sachs	431
3,539	Accenture Plc 'A'	Goldman Sachs	(16,810)
2,895	Accenture Plc 'A'	Morgan Stanley	1,158
28,427	ACCO Brands Corp	Barclays Bank	(2,274)
90,289	ACCO Brands Corp	Goldman Sachs	(46,950)
89,269	ACCO Brands Corp	HSBC	(49,991)
52,745	ACCO Brands Corp	Morgan Stanley	(4,220)
(3,066)	Accolade Inc	Barclays Bank	5,641
(4,882)	Accolade Inc	Goldman Sachs	38,617
21,376	Accuray Inc	Barclays Bank	(8,123)
53,767	Accuray Inc	Goldman Sachs	(40,325)
9,542	Accuray Inc	HSBC	(4,962)
97,795	Accuray Inc	Morgan Stanley	(37,162)
(80,572)	AcelRx Pharmaceuticals Inc	Barclays Bank	4,456
(7,890)	AcelRx Pharmaceuticals Inc	Goldman Sachs	837
(11,355)	AcelRx Pharmaceuticals Inc	HSBC	2,498
119,202	ACI Worldwide Inc	Barclays Bank	(236,020)
50,120	ACI Worldwide Inc	Goldman Sachs	(237,569)
3,285	ACI Worldwide Inc	HSBC	(5,486)
24,964	ACI Worldwide Inc	Morgan Stanley	(49,429)
12,181	Aclaris Therapeutics Inc	Barclays Bank	(13,521)
15,032	Aclaris Therapeutics Inc	Goldman Sachs	(30,966)
6,125	Aclaris Therapeutics Inc	Morgan Stanley	(6,799)
(17,100)	ACNB Corp	Barclays Bank	1,026
(14,089)	ACNB Corp	Goldman Sachs	(8,172)
(1,173)	ACNB Corp	HSBC	(833)
(2,581)	Activision Blizzard Inc	Bank of America Merrill Lynch	26,817
(10,069)	Activision Blizzard Inc	Barclays Bank	21,749
(20,532)	Activision Blizzard Inc	Goldman Sachs	213,327
(2,339)	Activision Blizzard Inc	HSBC	15,858
(9,953)	Activision Blizzard Inc	Morgan Stanley	21,498
1,323	Actua Corp*	Bank of America Merrill Lynch	(1,244)
(2,446)	Acuity Brands Inc	Barclays Bank	19,079
(3,616)	Acuity Brands Inc	Goldman Sachs	48,599
592	Acuity Brands Inc	Goldman Sachs	(5,066)
(576)	Acuity Brands Inc	HSBC	6,330
1,747	Acumen Pharmaceuticals Inc	Barclays Bank	(2,813)
(25,296)	Acushnet Holdings Corp	Barclays Bank	45,027
(10,774)	Acushnet Holdings Corp	Goldman Sachs	3,771
(15,460)	Acushnet Holdings Corp	HSBC	33,239

保有高	銘柄	取引相手	未実現純評価益 /(損) (米ドル)
	米国(続き)		
(9,727)	Acutus Medical Inc	Barclays Bank	1,654
(33,039)	Acutus Medical Inc	Goldman Sachs	13,683
681	Adams Resources & Energy Inc	Bank of America Merrill Lynch	(1,651)
1,149	Adams Resources & Energy Inc	Barclays Bank	(2,154)
1,191	Adams Resources & Energy Inc	Goldman Sachs	(2,888)
7,206	Adams Resources & Energy Inc	HSBC	(21,657)
4,345	Adams Resources & Energy Inc	Morgan Stanley	(8,147)
(10,940)	AdaptHealth Corp	Barclays Bank	27,623
(25,132)	AdaptHealth Corp	Goldman Sachs	140,614
(3,993)	AdaptHealth Corp	HSBC	23,738
2,234	Adaptive Biotechnologies Corp	Barclays Bank	(2,883)
2,143	Adaptive Biotechnologies Corp	Goldman Sachs	(2,927)
3,949	Addus HomeCare Corp	Barclays Bank	(58,445)
5,642	Addus HomeCare Corp	Goldman Sachs	(83,671)
(5,517)	Adient Plc	Bank of America Merrill Lynch	3,568
(15,281)	Adient Plc	Barclays Bank	39,557
(11,614)	Adient Plc	Goldman Sachs	32,352
(15,275)	Adient Plc	HSBC	16,420
(8,862)	Adient Plc	Morgan Stanley	30,642
53,927	ADMA Biologics Inc	Bank of America Merrill Lynch	(6,471)
117,238	ADMA Biologics Inc	Barclays Bank	(2,345)
81,548	ADMA Biologics Inc	Goldman Sachs	(9,786)
31,968	ADMA Biologics Inc	HSBC	1,598
13,644	ADMA Biologics Inc	Morgan Stanley	(273)
7,389	Adobe Inc	Morgan Stanley	131,894
50,589	ADT Inc	Barclays Bank	(25,295)
(6,274)	ADT Inc	Barclays Bank	922
46,229	ADT Inc	Goldman Sachs	(27,275)
(18,899)	ADT Inc	Goldman Sachs	11,762
32,744	ADT Inc	HSBC	(20,956)
12,611	ADT Inc	Morgan Stanley	(6,306)
(19,887)	ADT Inc	Morgan Stanley	9,945
(13,676)	Adtalem Global Education Inc	Bank of America Merrill Lynch	42,396
(15,294)	Adtalem Global Education Inc	Barclays Bank	18,353
(9,929)	Adtalem Global Education Inc	Goldman Sachs	30,780
(8,036)	Adtalem Global Education Inc	HSBC	26,037
(22,819)	Adtalem Global Education Inc	Morgan Stanley	27,383
(19,248)	ADTRAN Inc	Barclays Bank	16,361
(25,749)	ADTRAN Inc	Goldman Sachs	16,222
1,840	Aduro Biotech Holdings Europe BV*	Barclays Bank	5,520
4,665	Aduro Biotech Holdings Europe BV*	Morgan Stanley	13,995
1,327	Advance Auto Parts Inc	Bank of America Merrill Lynch	(16,834)
3,852	Advance Auto Parts Inc	Barclays Bank	(29,083)
1,331	Advance Auto Parts Inc	Goldman Sachs	(23,466)
2,474	Advance Auto Parts Inc	HSBC	(8,981)

保有高	銘柄	取引相手	未実現純評価益 /(損) (米ドル)
	米国(続き)		
1,384	Advance Auto Parts Inc	Morgan Stanley	(10,449)
(17,453)	Advanced Drainage Systems Inc	Barclays Bank	66,670
(11,267)	Advanced Drainage Systems Inc	Goldman Sachs	26,590
(7,985)	Advanced Drainage Systems Inc	HSBC	23,768
(2,572)	Advanced Drainage Systems Inc	Morgan Stanley	6,392
(10,628)	Advanced Emissions Solutions Inc	Barclays Bank	4,676
(5,462)	Advanced Emissions Solutions Inc	HSBC	3,933
(15,235)	Advanced Emissions Solutions Inc	Morgan Stanley	6,703
(22,974)	Advanced Energy Industries Inc	Barclays Bank	(2,757)
(21,864)	Advanced Energy Industries Inc	Goldman Sachs	27,548
(1,570)	Advanced Energy Industries Inc	HSBC	8,792
(2,321)	Advanced Energy Industries Inc	Morgan Stanley	(279)
180	Advanced Micro Devices Inc	Barclays Bank	2,063
(583)	Advanced Micro Devices Inc	Barclays Bank	(6,681)
12,008	Advanced Micro Devices Inc	Goldman Sachs	210,020
(1,439)	Advanced Micro Devices Inc	Goldman Sachs	(23,122)
881	Advanced Micro Devices Inc	HSBC	12,175
(716)	Advanced Micro Devices Inc	Morgan Stanley	(8,205)
(2,206)	AdvanSix Inc	Barclays Bank	1,790
(7,012)	AdvanSix Inc	Goldman Sachs	15,098
7,395	Advantage Solutions Inc	Barclays Bank	(3,402)
8,149	Advantage Solutions Inc	Goldman Sachs	(7,156)
19,952	Advantage Solutions Inc	HSBC	(23,942)
2,268	Advantage Solutions Inc	Morgan Stanley	(1,043)
2,009	Advent Technologies Holdings Inc	Morgan Stanley	(482)
(47,868)	Adverum Biotechnologies Inc	Goldman Sachs	14,839
4,970	AECOM	Barclays Bank	(7,464)
(630)	AECOM	Goldman Sachs	410
2,285	AECOM	Goldman Sachs	(1,485)
(3,285)	AECOM	HSBC	(3,384)
8,659	Aeglea BioTherapeutics Inc	Goldman Sachs	(9,438)
19,844	Aeglea BioTherapeutics Inc	Morgan Stanley	(4,366)
(2,935)	Aehr Test Systems	Goldman Sachs	19,283
(1,422)	Aemetis Inc	Bank of America Merrill Lynch	(1,469)
(6,073)	Aemetis Inc	HSBC	13,840
(4,647)	AerCap Holdings NV	Morgan Stanley	30,995
(8,726)	Aerie Pharmaceuticals Inc	Bank of America Merrill Lynch	15,271
(14,906)	Aerie Pharmaceuticals Inc	Barclays Bank	(2,683)
(14,261)	Aerie Pharmaceuticals Inc	Goldman Sachs	24,957
3,563	Aerovate Therapeutics Inc	Barclays Bank	(2,031)
1,315	Aerovate Therapeutics Inc	HSBC	(6,457)
2,200	Aerovate Therapeutics Inc	Morgan Stanley	(1,254)
(2,198)	AeroVironment Inc	Barclays Bank	15,364
(5,549)	AeroVironment Inc	Goldman Sachs	60,207
(639)	AeroVironment Inc	HSBC	8,371

保有高	銘柄	取引相手	未実現純評価益 /(損) (米ドル)
	米国(続き)		
(1,018)	AeroVironment Inc	Morgan Stanley	7,116
(1,238)	AerSale Corp	Barclays Bank	(1,342)
68,248	AES Corp	Barclays Bank	(83,945)
(9,887)	AES Corp	Barclays Bank	(244)
17,800	AES Corp	Goldman Sachs	(23,496)
(4,060)	AES Corp	HSBC	723
20,035	AES Corp	Morgan Stanley	(24,643)
(4,238)	Affiliated Managers Group Inc	Barclays Bank	4,831
(794)	Affiliated Managers Group Inc	HSBC	9,536
(426)	Affiliated Managers Group Inc	Morgan Stanley	486
3,338	Affimed NV	Barclays Bank	(501)
6,705	Affimed NV	Goldman Sachs	5,729
3,305	Affimed NV	HSBC	1,851
(268)	Affirm Holdings Inc	Bank of America Merrill Lynch	3,757
(5,613)	Affirm Holdings Inc	Barclays Bank	(58,712)
(237)	Affirm Holdings Inc	Goldman Sachs	3,323
(379)	Affirm Holdings Inc	Morgan Stanley	(3,964)
(5,436)	Aflac Inc	Bank of America Merrill Lynch	15,058
(102,761)	Aflac Inc	Barclays Bank	108,927
(116,207)	Aflac Inc	Goldman Sachs	321,894
(90,110)	Aflac Inc	HSBC	182,241
4,817	AGCO Corp	Barclays Bank	(40,607)
(1,803)	AGCO Corp	Barclays Bank	15,199
10,603	AGCO Corp	Goldman Sachs	(157,667)
(2,229)	AGCO Corp	Goldman Sachs	30,036
4,011	AGCO Corp	HSBC	(53,948)
16,651	AGCO Corp	Morgan Stanley	(140,368)
(339)	AGCO Corp	Morgan Stanley	2,858
(5,229)	AgEagle Aerial Systems Inc	Barclays Bank	-
(28,647)	AgEagle Aerial Systems Inc	Goldman Sachs	12,605
(7,981)	AgEagle Aerial Systems Inc	Morgan Stanley	-
32,365	Agenus Inc	Barclays Bank	(8,900)
20,058	Agenus Inc	Goldman Sachs	(10,932)
(25,249)	Agile Therapeutics Inc	Bank of America Merrill Lynch	4,030
(82,645)	Agile Therapeutics Inc	Barclays Bank	917
(8,293)	Agile Therapeutics Inc	HSBC	1,644
2,542	Agilent Technologies Inc	Bank of America Merrill Lynch	(8,363)
13,705	Agilent Technologies Inc	Barclays Bank	(113,615)
14,880	Agilent Technologies Inc	Goldman Sachs	(48,956)
23,377	Agilent Technologies Inc	HSBC	(150,782)
18,985	Agilent Technologies Inc	Morgan Stanley	(157,386)
(3,411)	Agiliti Inc	Bank of America Merrill Lynch	14,292
(10,159)	Agiliti Inc	Barclays Bank	20,724
(2,144)	Agiliti Inc	Goldman Sachs	7,506
(1,360)	Agiliti Inc	HSBC	5,474

保有高	銘柄	取引相手	未実現純評価益 /(損) (米ドル)
	米国(続き)		
2,548	agilon health Inc	Bank of America Merrill Lynch	(8,867)
18,263	agilon health Inc	Barclays Bank	(23,742)
8,081	agilon health Inc	Goldman Sachs	(28,158)
4,301	agilon health Inc	HSBC	(14,122)
3,396	agilon health Inc	Morgan Stanley	(4,415)
(7,398)	Agilysys Inc	Barclays Bank	296
(3,714)	Agilysys Inc	Goldman Sachs	13,482
(1,359)	Agilysys Inc	HSBC	9,445
(12,916)	Agilysys Inc	Morgan Stanley	517
(3,073)	Agios Pharmaceuticals Inc	Bank of America Merrill Lynch	14,842
(8,965)	Agios Pharmaceuticals Inc	Barclays Bank	12,820
(8,373)	Agios Pharmaceuticals Inc	Goldman Sachs	40,264
(5,097)	Agios Pharmaceuticals Inc	HSBC	37,466
(6,050)	Agios Pharmaceuticals Inc	Morgan Stanley	8,652
(17,012)	AGNC Investment Corp (REIT)	Bank of America Merrill Lynch	4,678
(36,212)	AGNC Investment Corp (REIT)	Barclays Bank	10,683
(29,618)	AGNC Investment Corp (REIT)	HSBC	11,107
(7,865)	AGNC Investment Corp (REIT)	Morgan Stanley	2,320
(23,643)	Agree Realty Corp (REIT)	Barclays Bank	19,862
25,988	Agree Realty Corp (REIT)	Barclays Bank	(20,531)
(29,128)	Agree Realty Corp (REIT)	Goldman Sachs	55,370
13,199	Agree Realty Corp (REIT)	Goldman Sachs	(23,544)
(18,046)	Agree Realty Corp (REIT)	HSBC	26,108
4,237	Agree Realty Corp (REIT)	HSBC	(7,669)
(15,011)	Agree Realty Corp (REIT)	Morgan Stanley	11,859
(7,762)	Agrify Corp	Barclays Bank	6,132
(2,346)	Agrify Corp	HSBC	11,683
19,165	AgroFresh Solutions Inc	Bank of America Merrill Lynch	(1,917)
14,500	AgroFresh Solutions Inc	Barclays Bank	(1,740)
17,009	AgroFresh Solutions Inc	Goldman Sachs	(1,701)
29,560	AgroFresh Solutions Inc	Morgan Stanley	(3,547)
(35,323)	Air Lease Corp	Barclays Bank	160,366
(28,988)	Air Lease Corp	Goldman Sachs	189,002
(6,061)	Air Lease Corp	HSBC	55,337
(12,038)	Air Lease Corp	Morgan Stanley	54,653
(159)	Air Products and Chemicals Inc	Bank of America Merrill Lynch	978
(5,238)	Air Products and Chemicals Inc	Barclays Bank	36,614
(4,744)	Air Products and Chemicals Inc	Goldman Sachs	62,953
(7,415)	Air Products and Chemicals Inc	HSBC	163,571
(3,166)	Air Products and Chemicals Inc	Morgan Stanley	22,130
(7,602)	Air Transport Services Group Inc	Barclays Bank	15,736
(15,914)	Air Transport Services Group Inc	Goldman Sachs	26,895
(17,386)	Air Transport Services Group Inc	HSBC	20,168
(9,052)	Air Transport Services Group Inc	Morgan Stanley	18,738
(4,415)	Airbnb Inc 'A'	HSBC	91,259

保有高	銘柄	取引相手	未実現純評価益 /(損) (米ドル)
	米国(続き)		
(340)	Airbnb Inc 'A'	Morgan Stanley	1,068
(6,303)	Airgain Inc	Bank of America Merrill Lynch	5,295
(4,677)	Airgain Inc	Barclays Bank	514
(30,288)	Airgain Inc	Goldman Sachs	25,442
9,629	aka Brands Holding Corp	HSBC	7,318
12,080	aka Brands Holding Corp	Morgan Stanley	(14,496)
(3,236)	Akamai Technologies Inc	Morgan Stanley	(14,400)
4,700	Akazoo SA*	Bank of America Merrill Lynch	(5,452)
5,417	Akazoo SA*	Barclays Bank	(6,284)
11,200	Akazoo SA*	Goldman Sachs	(12,992)
7,099	Akazoo SA*	Morgan Stanley	(8,256)
(24,603)	Akebia Therapeutics Inc	Goldman Sachs	5,536
807	Akero Therapeutics Inc	Bank of America Merrill Lynch	(3,906)
1,052	Akero Therapeutics Inc	Barclays Bank	(2,977)
2,430	Akero Therapeutics Inc	Goldman Sachs	(11,761)
5,156	Akero Therapeutics Inc	HSBC	(23,563)
1,019	Akero Therapeutics Inc	Morgan Stanley	(2,884)
5,236	Akouos Inc	Bank of America Merrill Lynch	(7,487)
12,743	Akouos Inc	Barclays Bank	(4,078)
5,559	Akouos Inc	HSBC	(8,589)
1,501	Akouos Inc	Morgan Stanley	(480)
(18,182)	Akoustis Technologies Inc	Bank of America Merrill Lynch	14,727
(54,113)	Akoustis Technologies Inc	Barclays Bank	1,082
(4,969)	Akoustis Technologies Inc	HSBC	5,863
(2,048)	Akoustis Technologies Inc	Morgan Stanley	41
5,762	Akoya Biosciences Inc	Bank of America Merrill Lynch	(1,671)
5,860	Akoya Biosciences Inc	Barclays Bank	(1,699)
7,363	Akoya Biosciences Inc	Goldman Sachs	(2,135)
7,034	Akoya Biosciences Inc	Morgan Stanley	(2,040)
(4,728)	Alamo Group Inc	Barclays Bank	30,968
(6,436)	Alamo Group Inc	Goldman Sachs	57,181
(4,628)	Alamo Group Inc	HSBC	57,572
(1,293)	Alamo Group Inc	Morgan Stanley	8,469
1,731	Alarm.com Holdings Inc	Barclays Bank	(6,318)
8,622	Alarm.com Holdings Inc	Goldman Sachs	(28,884)
74,386	Alaska Air Group Inc	Barclays Bank	(334,737)
101,791	Alaska Air Group Inc	Goldman Sachs	(718,384)
17,101	Alaska Air Group Inc	HSBC	(176,140)
16,605	Alaska Air Group Inc	Morgan Stanley	(74,723)
(16,276)	Albany International Corp 'A'	Barclays Bank	95,866
(6,888)	Albany International Corp 'A'	Goldman Sachs	46,563
(2,170)	Albemarle Corp	Bank of America Merrill Lynch	(8,522)
(7,393)	Albemarle Corp	Barclays Bank	40,872
(1,115)	Albemarle Corp	Goldman Sachs	(2,899)
(6,083)	Albemarle Corp	HSBC	8,409

保有高	銘柄	取引相手	未実現純評価益 /(損) (米ドル)
	米国(続き)		
(9,040)	Albemarle Corp	Morgan Stanley	62,557
(25,787)	Albertsons Cos Inc	Barclays Bank	11,060
(4,689)	Albertsons Cos Inc	Goldman Sachs	(4,126)
(1,356)	Albertsons Cos Inc	HSBC	(3,159)
(1,036)	Albertsons Cos Inc	Morgan Stanley	508
(4,971)	Albireo Pharma Inc	Goldman Sachs	22,767
(6,554)	Albireo Pharma Inc	HSBC	42,863
(5,351)	Albireo Pharma Inc	Morgan Stanley	6,582
5,911	Alcoa Corp	Barclays Bank	(946)
(29,476)	Alcoa Corp	Goldman Sachs	67,205
875	Alcoa Corp	Goldman Sachs	(1,995)
(8,659)	Alcoa Corp	HSBC	4,416
1,082	Alcoa Corp	HSBC	849
3,118	Alcoa Corp	Morgan Stanley	(499)
(9,526)	Alcoa Corp	Morgan Stanley	1,524
(9,410)	Aldeyra Therapeutics Inc	Barclays Bank	6,305
(12,951)	Aldeyra Therapeutics Inc	Goldman Sachs	17,743
6,123	Alector Inc	Barclays Bank	(3,796)
4,453	Alector Inc	Goldman Sachs	(8,416)
1,560	Alector Inc	HSBC	(3,188)
1,014	Alector Inc	Morgan Stanley	(888)
18,311	Alerus Financial Corp	Barclays Bank	(41,017)
15,325	Alerus Financial Corp	Goldman Sachs	(70,802)
24,447	Alerus Financial Corp	HSBC	(147,660)
15,657	Alerus Financial Corp	Morgan Stanley	(35,072)
36,593	Alexander & Baldwin Inc (REIT)	Barclays Bank	(58,549)
19,761	Alexander & Baldwin Inc (REIT)	Goldman Sachs	(47,229)
(2,515)	Alexander 's Inc (REIT)	Bank of America Merrill Lynch	35,939
(4,860)	Alexander 's Inc (REIT)	Barclays Bank	42,088
(5,334)	Alexander 's Inc (REIT)	Goldman Sachs	76,223
(1,409)	Alexander 's Inc (REIT)	HSBC	23,953
(2,456)	Alexander 's Inc (REIT)	Morgan Stanley	21,269
2,156	Alexandria Real Estate Equities Inc (REIT)	Barclays Bank	86
8,501	Alexandria Real Estate Equities Inc (REIT)	Goldman Sachs	(19,297)
2,825	Alexandria Real Estate Equities Inc (REIT)	Morgan Stanley	113
4,487	Alico Inc	Barclays Bank	(2,109)
5,871	Alico Inc	Goldman Sachs	(8,373)
2,069	Alico Inc	HSBC	(1,572)
1,364	Alico Inc	Morgan Stanley	(641)
(136,396)	Alight Inc 'A'	Goldman Sachs	(109,799)
(33,361)	Alight Inc 'A'	HSBC	21,184
(6,844)	Alight Inc 'A'	Morgan Stanley	(2,361)
1,118	Align Technology Inc	Barclays Bank	(36,167)
681	Align Technology Inc	Goldman Sachs	(29,188)
(246)	Align Technology Inc	Goldman Sachs	(606)

保有高	銘柄	取引相手	未実現純評価益 /(損) (米ドル)
	米国(続き)		
1,692	Align Technology Inc	HSBC	(124,430)
20,187	Alignment Healthcare Inc	Barclays Bank	(85,189)
3,141	Aligos Therapeutics Inc	Bank of America Merrill Lynch	(4,869)
2,933	Aligos Therapeutics Inc	Barclays Bank	(2,493)
1,408	Aligos Therapeutics Inc	Goldman Sachs	(2,182)
1,489	Aligos Therapeutics Inc	HSBC	(3,559)
7,717	Aligos Therapeutics Inc	Morgan Stanley	(6,559)
(12,804)	Alkami Technology Inc	Barclays Bank	1,665
(4,487)	Alkami Technology Inc	Goldman Sachs	2,647
(1,539)	Alkami Technology Inc	Morgan Stanley	200
(30,769)	Alkermes Plc	Barclays Bank	3,077
11,673	Alkermes Plc	Barclays Bank	(1,167)
3,102	Alkermes Plc	HSBC	(21,156)
(1,975)	Allakos Inc	Barclays Bank	(4,701)
760	Allakos Inc	Barclays Bank	2,137
(4,525)	Allakos Inc	Goldman Sachs	4,254
850	Allakos Inc	Goldman Sachs	919
(1,937)	Allakos Inc	HSBC	22,411
468	Allakos Inc	Morgan Stanley	1,114
999	Alleghany Corp	Bank of America Merrill Lynch	(33,397)
1,357	Alleghany Corp	Barclays Bank	(52,285)
43	Alleghany Corp	Goldman Sachs	(1,437)
580	Alleghany Corp	HSBC	(12,789)
2,073	Alleghany Corp	Morgan Stanley	(73,537)
(11,761)	Allegheny Technologies Inc	Goldman Sachs	36,930
(7,312)	Allegheny Technologies Inc	Morgan Stanley	13,308
(304)	Allegiant Travel Co	Bank of America Merrill Lynch	4,454
(7,122)	Allegiant Travel Co	Barclays Bank	58,801
(17,703)	Allegiant Travel Co	Goldman Sachs	245,606
(8,581)	Allegiant Travel Co	HSBC	126,088
1,067	Allegion Plc	Bank of America Merrill Lynch	(8,698)
8,283	Allegion Plc	Barclays Bank	(51,355)
26,351	Allegion Plc	Goldman Sachs	(201,849)
9,503	Allegion Plc	HSBC	(53,309)
11,044	Allegion Plc	Morgan Stanley	(68,472)
(6,787)	Allegro MicroSystems Inc	Barclays Bank	(679)
(18,957)	Allegro MicroSystems Inc	Goldman Sachs	25,213
(28,021)	ALLETE Inc	Barclays Bank	109,562
(41,481)	ALLETE Inc	Morgan Stanley	162,191
(1,313)	Alliance Data Systems Corp	Barclays Bank	6,841
(7,321)	Alliance Data Systems Corp	Goldman Sachs	79,945
(593)	Alliance Data Systems Corp	HSBC	3,540
(39,297)	Alliant Energy Corp	Barclays Bank	47,156
31,478	Alliant Energy Corp	Goldman Sachs	13,536
(16,703)	Alliant Energy Corp	Goldman Sachs	(7,182)

保有高	銘柄	取引相手	未実現純評価益 /(損) (米ドル)
	米国(続き)		
(3,138)	Alliant Energy Corp	HSBC	(3,899)
8,202	Alliant Energy Corp	Morgan Stanley	(9,842)
(6,485)	Alliant Energy Corp	Morgan Stanley	7,782
2,773	Allied Motion Technologies Inc	Bank of America Merrill Lynch	(4,853)
11,123	Allied Motion Technologies Inc	Barclays Bank	(9,232)
2,524	Allied Motion Technologies Inc	Goldman Sachs	(4,417)
7,476	Allied Motion Technologies Inc	Morgan Stanley	(6,205)
39	Allison Transmission Holdings Inc	Bank of America Merrill Lynch	(32)
7,161	Allison Transmission Holdings Inc	Barclays Bank	(14,537)
6,054	Allison Transmission Holdings Inc	Goldman Sachs	(5,025)
4,993	Allison Transmission Holdings Inc	HSBC	2,340
5,203	Allison Transmission Holdings Inc	Morgan Stanley	(10,562)
15,559	Allogene Therapeutics Inc	Barclays Bank	(5,290)
2,500	Allogene Therapeutics Inc	Goldman Sachs	(2,075)
1,629	Allogene Therapeutics Inc	HSBC	(2,623)
6,011	Allogene Therapeutics Inc	Morgan Stanley	(2,044)
(1,479)	Allovir Inc	Barclays Bank	2,781
(1,180)	Allovir Inc	Goldman Sachs	5,109
116,646	Allscripts Healthcare Solutions Inc	Barclays Bank	(74,070)
47,090	Allscripts Healthcare Solutions Inc	Goldman Sachs	235
7,445	Allscripts Healthcare Solutions Inc	HSBC	13,587
1,449	Allstate Corp	Barclays Bank	(3,260)
18,243	Allstate Corp	Goldman Sachs	(63,974)
5,493	Allstate Corp	HSBC	(6,864)
30,232	Ally Financial Inc	Barclays Bank	(49,278)
47,913	Ally Financial Inc	Goldman Sachs	(122,178)
27,980	Ally Financial Inc	HSBC	(54,281)
36,148	Ally Financial Inc	Morgan Stanley	(58,921)
(20)	Alnylam Pharmaceuticals Inc	Bank of America Merrill Lynch	(225)
(3,522)	Alnylam Pharmaceuticals Inc	Barclays Bank	8,699
(1,238)	Alnylam Pharmaceuticals Inc	Goldman Sachs	(13,903)
(3,178)	Alnylam Pharmaceuticals Inc	Morgan Stanley	7,850
7,773	Alpha & Omega Semiconductor Ltd	Barclays Bank	20,521
(1,285)	Alpha Metallurgical Resources Inc	HSBC	16,923
(4,035)	Alpha Metallurgical Resources Inc	Morgan Stanley	9,765
(17,768)	Alpha Pro Tech Ltd	Barclays Bank	(16,524)
893	Alpha Teknova Inc	HSBC	(1,622)
(62)	Alphabet Inc 'A'	Bank of America Merrill Lynch	1,417
812	Alphabet Inc 'A'	Barclays Bank	(9,517)
(277)	Alphabet Inc 'A'	Barclays Bank	995
728	Alphabet Inc 'A'	Goldman Sachs	(39,836)
(18)	Alphabet Inc 'A'	Goldman Sachs	839
(260)	Alphabet Inc 'A'	HSBC	11,595
(16,892)	Alphatec Holdings Inc	Barclays Bank	8,784
(35,900)	Alphatec Holdings Inc	Goldman Sachs	32,310

保有高	銘柄	取引相手	未実現純評価益 /(損) (米ドル)
	米国(続き)		
(7,563)	Alpine Immune Sciences Inc	Bank of America Merrill Lynch	22,160
(7,503)	Alpine Immune Sciences Inc	Barclays Bank	14,556
2,098	Alta Equipment Group Inc	Barclays Bank	(4,469)
13,757	Altair Engineering Inc 'A'	Barclays Bank	(29,578)
6,362	Altair Engineering Inc 'A'	Goldman Sachs	(13,740)
1,648	Altair Engineering Inc 'A'	HSBC	(4,454)
483	Alteryx Inc 'A'	Bank of America Merrill Lynch	(2,246)
5,018	Alteryx Inc 'A'	Barclays Bank	21,375
21,081	Alteryx Inc 'A'	Goldman Sachs	(62,101)
744	Alteryx Inc 'A'	HSBC	(1,406)
5,068	Alteryx Inc 'A'	Morgan Stanley	19,815
117,423	Altice USA Inc 'A'	Barclays Bank	(117,423)
35,253	Altice USA Inc 'A'	HSBC	(56,405)
17,476	Altice USA Inc 'A'	Morgan Stanley	(17,476)
(1,002)	Altimmune Inc	Bank of America Merrill Lynch	591
(27,561)	Altimmune Inc	Barclays Bank	(10,198)
(5,402)	Altimmune Inc	Goldman Sachs	3,187
16,508	Altisource Portfolio Solutions SA	Goldman Sachs	(48,534)
(6,427)	Alto Ingredients Inc	Goldman Sachs	1,221
15,311	Altra Industrial Motion Corp	Barclays Bank	(78,545)
5,018	Altra Industrial Motion Corp	Goldman Sachs	(26,294)
2,446	Altra Industrial Motion Corp	HSBC	(12,670)
853	Altra Industrial Motion Corp	Morgan Stanley	(4,376)
(12,298)	Altria Group Inc	Bank of America Merrill Lynch	30,130
(34,561)	Altria Group Inc	Barclays Bank	45,857
(42,046)	Altria Group Inc	Goldman Sachs	103,013
(43,887)	Altria Group Inc	HSBC	85,491
(19,719)	Altria Group Inc	Morgan Stanley	24,451
638	Altus Midstream Co 'A'	Barclays Bank	(2,826)
803	Altus Midstream Co 'A'	Goldman Sachs	(3,525)
(3,039)	ALX Oncology Holdings Inc	Barclays Bank	11,913
(1,564)	ALX Oncology Holdings Inc	Goldman Sachs	21,270
(426)	ALX Oncology Holdings Inc	HSBC	8,235
(587)	ALX Oncology Holdings Inc	Morgan Stanley	2,301
(5,806)	Alzamend Neuro Inc	Barclays Bank	(1,684)
(6,644)	Amalgamated Financial Corp	Bank of America Merrill Lynch	10,165
(36,556)	Amalgamated Financial Corp	Barclays Bank	13,526
(8,649)	Amalgamated Financial Corp	Goldman Sachs	13,233
(2,075)	Amalgamated Financial Corp	HSBC	5,188
(25,845)	Amalgamated Financial Corp	Morgan Stanley	9,563
(525)	A-Mark Precious Metals Inc	Barclays Bank	335
(3,503)	A-Mark Precious Metals Inc	Goldman Sachs	(7,652)
(719)	A-Mark Precious Metals Inc	HSBC	(829)
133	Amazon.com Inc	Barclays Bank	319
97	Amazon.com Inc	Morgan Stanley	210

保有高	銘柄	取引相手	未実現純評価益 /(損) (米ドル)
	米国(続き)		
(29,040)	Ambac Financial Group Inc	Barclays Bank	45,012
(7,286)	Ambac Financial Group Inc	HSBC	17,632
(45,616)	Ambac Financial Group Inc	Morgan Stanley	70,705
1,449	Ambarella Inc	Bank of America Merrill Lynch	(9,679)
5,201	Ambarella Inc	Barclays Bank	11,703
4,150	Ambarella Inc	Goldman Sachs	(27,722)
1,541	Ambarella Inc	HSBC	(22,404)
1,995	Ambarella Inc	Morgan Stanley	4,489
(2,530)	AMC Entertainment Holdings Inc 'A'	Barclays Bank	14,244
(18,441)	AMC Entertainment Holdings Inc 'A'	HSBC	155,818
(2,124)	AMC Entertainment Holdings Inc 'A'	Morgan Stanley	6,868
5,276	AMC Networks Inc 'A'	Barclays Bank	(29,124)
1,178	AMC Networks Inc 'A'	Goldman Sachs	(5,382)
6,620	AMC Networks Inc 'A'	HSBC	(53,867)
1,671	AMC Networks Inc 'A'	Morgan Stanley	(7,498)
85,384	Amcor Plc	Bank of America Merrill Lynch	(77,699)
26,505	Amcor Plc	Barclays Bank	(12,722)
109,058	Amcor Plc	Goldman Sachs	(99,243)
4,612	Amcor Plc	HSBC	(3,321)
9,029	Amcor Plc	Morgan Stanley	(4,334)
5,345	Amdocs Ltd	Bank of America Merrill Lynch	(7,024)
(19,551)	Amdocs Ltd	Barclays Bank	23,266
10,136	Amdocs Ltd	Barclays Bank	(13,399)
(7,816)	Amdocs Ltd	Goldman Sachs	24,386
13,539	Amdocs Ltd	Goldman Sachs	(36,762)
(5,623)	Amdocs Ltd	HSBC	30,645
19,674	Amdocs Ltd	HSBC	(83,664)
(6,178)	Amdocs Ltd	Morgan Stanley	7,352
3,125	Amdocs Ltd	Morgan Stanley	(3,719)
872	Amedisys Inc	HSBC	(33,058)
(22,462)	Amerant Bancorp Inc	Barclays Bank	81,312
(17,008)	Amerant Bancorp Inc	Goldman Sachs	36,243
(5,405)	Amerant Bancorp Inc	HSBC	11,133
(5,723)	Amerant Bancorp Inc	Morgan Stanley	20,717
(209)	AMERCO	Bank of America Merrill Lynch	6,594
(2,947)	AMERCO	Barclays Bank	63,125
(2,542)	AMERCO	Goldman Sachs	75,490
(3,269)	AMERCO	HSBC	130,638
(98)	AMERCO	Morgan Stanley	2,099
(5,244)	Ameren Corp	Bank of America Merrill Lynch	2,960
(10,929)	Ameren Corp	Barclays Bank	21,371
7,444	Ameren Corp	Goldman Sachs	(13,176)
(11,092)	Ameren Corp	Goldman Sachs	18,347
52,060	Ameren Corp	Morgan Stanley	(117,656)
(1,091)	Ameresco Inc 'A'	Barclays Bank	3,186

保有高	銘柄	取引相手	未実現純評価益 /(損) (米ドル)
	米国(続き)		
(523)	Ameresco Inc 'A'	Goldman Sachs	1,632
3,361	Ameresco Inc 'A'	Goldman Sachs	(10,486)
(1,497)	Ameresco Inc 'A'	HSBC	5,926
833	Ameresco Inc 'A'	HSBC	(4,240)
(11,196)	American Airlines Group Inc	Bank of America Merrill Lynch	23,834
(34,257)	American Airlines Group Inc	Barclays Bank	80,162
(20,852)	American Airlines Group Inc	Goldman Sachs	49,705
(7,449)	American Airlines Group Inc	HSBC	2,203
(1,892)	American Airlines Group Inc	Morgan Stanley	821
2,969	American Assets Trust Inc (REIT)	Bank of America Merrill Lynch	(12,737)
3,855	American Assets Trust Inc (REIT)	Barclays Bank	(12,182)
5,114	American Assets Trust Inc (REIT)	Goldman Sachs	(21,939)
19,055	American Assets Trust Inc (REIT)	HSBC	(84,795)
39,834	American Assets Trust Inc (REIT)	Morgan Stanley	(125,875)
(21,346)	American Axle & Manufacturing Holdings Inc	HSBC	15,689
(24,821)	American Axle & Manufacturing Holdings Inc	Morgan Stanley	18,740
18,901	American Campus Communities Inc (REIT)	Barclays Bank	(11,719)
(11,368)	American Campus Communities Inc (REIT)	Barclays Bank	7,048
10,108	American Campus Communities Inc (REIT)	Goldman Sachs	(24,765)
6,391	American Campus Communities Inc (REIT)	HSBC	(14,571)
8,546	American Campus Communities Inc (REIT)	Morgan Stanley	(5,299)
2,480	American Eagle Outfitters Inc	Bank of America Merrill Lynch	(2,579)
96,479	American Eagle Outfitters Inc	Barclays Bank	(131,527)
43,073	American Eagle Outfitters Inc	Goldman Sachs	(45,392)
34,787	American Eagle Outfitters Inc	HSBC	(9,446)
5,275	American Eagle Outfitters Inc	Morgan Stanley	(7,016)
(16,005)	American Electric Power Co Inc	Barclays Bank	29,129
(3,105)	American Electric Power Co Inc	Goldman Sachs	1,242
(15,651)	American Electric Power Co Inc	HSBC	22,224
(16,511)	American Electric Power Co Inc	Morgan Stanley	30,050
(4,637)	American Equity Investment Life Holding Co	Morgan Stanley	16,786
11,419	American Express Co	Barclays Bank	(187,728)
18,924	American Express Co	Goldman Sachs	(542,551)
193	American Express Co	Morgan Stanley	(688)
131,041	American Finance Trust Inc (REIT)	Barclays Bank	(61,589)
66,039	American Finance Trust Inc (REIT)	Goldman Sachs	(37,642)
24,774	American Finance Trust Inc (REIT)	Morgan Stanley	(11,644)
(1,661)	American Financial Group Inc	Barclays Bank	8,322
(7,263)	American Financial Group Inc	HSBC	59,339
(8,378)	American Financial Group Inc	Morgan Stanley	43,840
109,118	American Homes 4 Rent 'A' (REIT)	Barclays Bank	86,203
60,735	American Homes 4 Rent 'A' (REIT)	Goldman Sachs	34,012
62,460	American Homes 4 Rent 'A' (REIT)	HSBC	54,965
56,524	American Homes 4 Rent 'A' (REIT)	Morgan Stanley	44,654
6,111	American National Bankshares Inc	Goldman Sachs	(14,300)

保有高	銘柄	取引相手	未実現純評価益 /(損) (米ドル)
	米国(続き)		
(4,514)	American National Group Inc	Bank of America Merrill Lynch	1,174
(7,557)	American National Group Inc	Barclays Bank	7,406
(4,815)	American National Group Inc	Goldman Sachs	1,600
(4,658)	American National Group Inc	Morgan Stanley	4,565
(6,099)	American Outdoor Brands Inc	Barclays Bank	8,234
(5,034)	American Public Education Inc	Barclays Bank	16,240
(20,108)	American Public Education Inc	Goldman Sachs	112,895
(3,519)	American Public Education Inc	HSBC	16,947
(2,026)	American Realty Investors Inc	Barclays Bank	81
(52,283)	American Software Inc 'A'	Barclays Bank	100,383
(38,319)	American Software Inc 'A'	Goldman Sachs	311,150
(4,996)	American States Water Co	Barclays Bank	6,045
(13,818)	American States Water Co	Goldman Sachs	(20,310)
(15,677)	American States Water Co	HSBC	(21,219)
(9,544)	American Superconductor Corp	Morgan Stanley	6,204
6,355	American Vanguard Corp	Goldman Sachs	(14,299)
31,347	American Well Corp 'A'	Barclays Bank	(2,978)
21,294	American Well Corp 'A'	Goldman Sachs	(38,223)
4,519	American Well Corp 'A'	HSBC	(9,874)
6,994	American Well Corp 'A'	Morgan Stanley	(664)
(2,492)	American Woodmark Corp	Barclays Bank	21,481
(12,337)	American Woodmark Corp	Goldman Sachs	106,893
(4,295)	America's Car- Mart Inc	Barclays Bank	40,502
(419)	America's Car- Mart Inc	Goldman Sachs	11,187
(158)	America's Car- Mart Inc	HSBC	4,064
(1,355)	America's Car- Mart Inc	Morgan Stanley	12,778
(79,941)	Americold Realty Trust (REIT)	Barclays Bank	(7,098)
(72,790)	Americold Realty Trust (REIT)	Goldman Sachs	(84,437)
(6,322)	Americold Realty Trust (REIT)	HSBC	(19,661)
(17,132)	Americold Realty Trust (REIT)	Morgan Stanley	(1,371)
(1,546)	Ameriprise Financial Inc	Barclays Bank	18,150
(3,607)	Ameriprise Financial Inc	Goldman Sachs	65,323
(2,756)	Ameriprise Financial Inc	HSBC	47,844
17,902	AMERISAFE Inc	Barclays Bank	(50,305)
6,111	AMERISAFE Inc	Goldman Sachs	(20,289)
7,260	AmerisourceBergen Corp	Bank of America Merrill Lynch	(47,045)
4,172	AmerisourceBergen Corp	Barclays Bank	(13,267)
15,744	AmerisourceBergen Corp	Goldman Sachs	(102,021)
274	AmerisourceBergen Corp	HSBC	(2,203)
8,403	AmerisourceBergen Corp	Morgan Stanley	(26,722)
(4,741)	Ames National Corp	Bank of America Merrill Lynch	1,233
(7,994)	Ames National Corp	Barclays Bank	1,279
(16,143)	Ames National Corp	Goldman Sachs	4,197
(635)	Ames National Corp	HSBC	32
(4,150)	Ames National Corp	Morgan Stanley	664

保有高	銘柄	取引相手	未実現純評価益 /(損) (米ドル)
	米国(続き)		
512	AMETEK Inc	Bank of America Merrill Lynch	(1,955)
17,526	AMETEK Inc	Barclays Bank	(53,980)
21,829	AMETEK Inc	Goldman Sachs	(25,977)
30,783	AMETEK Inc	HSBC	(14,468)
32,834	AMETEK Inc	Morgan Stanley	(102,052)
1,223	Amgen Inc	Bank of America Merrill Lynch	(5,589)
2,811	Amgen Inc	Goldman Sachs	(5,150)
4,422	Amgen Inc	HSBC	(24,752)
3,951	Amgen Inc	Morgan Stanley	395
(8,263)	Amicus Therapeutics Inc	Barclays Bank	2,314
(8,985)	Amicus Therapeutics Inc	HSBC	8,715
(7,509)	Amicus Therapeutics Inc	Morgan Stanley	2,103
(31,484)	Amkor Technology Inc	Barclays Bank	21,724
1,730	Amkor Technology Inc	Goldman Sachs	(1,505)
(15,101)	Amkor Technology Inc	Goldman Sachs	13,138
(29,569)	AMMO Inc	Bank of America Merrill Lynch	31,935
(16,054)	AMMO Inc	Barclays Bank	(2,408)
(3,881)	AMMO Inc	Morgan Stanley	(582)
(2,984)	AMN Healthcare Services Inc	Barclays Bank	6,825
(3,418)	AMN Healthcare Services Inc	Goldman Sachs	(16,560)
(4,069)	AMN Healthcare Services Inc	HSBC	(30,790)
29,594	Amneal Pharmaceuticals Inc	Barclays Bank	(9,618)
23,118	Amneal Pharmaceuticals Inc	Goldman Sachs	(7,920)
35,490	Amneal Pharmaceuticals Inc	HSBC	(8,925)
21,180	Amphastar Pharmaceuticals Inc	Barclays Bank	(29,440)
20,615	Amphastar Pharmaceuticals Inc	Goldman Sachs	(30,098)
56,487	Amphastar Pharmaceuticals Inc	Morgan Stanley	(78,517)
(13,853)	Amphenol Corp 'A'	Bank of America Merrill Lynch	38,788
(96,370)	Amphenol Corp 'A'	Barclays Bank	202,377
(49,268)	Amphenol Corp 'A'	Goldman Sachs	137,950
(2,418)	Amphenol Corp 'A'	HSBC	(1,233)
(64,340)	Amphenol Corp 'A'	Morgan Stanley	135,114
(10,021)	Ampio Pharmaceuticals Inc	Barclays Bank	200
1,384	Amplitude Inc 'A'	Barclays Bank	4,719
(681)	Amplitude Inc 'A'	Barclays Bank	(2,125)
3,346	Amplitude Inc 'A'	Goldman Sachs	9,351
(2,072)	Amplitude Inc 'A'	Goldman Sachs	(4,346)
2,518	Amplitude Inc 'A'	HSBC	5,460
851	Amplitude Inc 'A'	Morgan Stanley	2,902
(4,199)	Amplitude Inc 'A'	Morgan Stanley	(13,411)
2,027	Amyris Inc	Bank of America Merrill Lynch	(2,311)
25,791	Amyris Inc	Barclays Bank	(2,966)
(12,758)	Amyris Inc	Barclays Bank	282
19,355	Amyris Inc	Goldman Sachs	(22,065)
(43,024)	Amyris Inc	Goldman Sachs	45,060

保有高	銘柄	取引相手	未実現純評価益 /(損) (米ドル)
	米国(続き)		
29,932	Amyris Inc	HSBC	(187,075)
4,650	Amyris Inc	Morgan Stanley	(535)
23,550	Analog Devices Inc	Barclays Bank	(32,970)
9,970	Analog Devices Inc	Goldman Sachs	(5,089)
1,538	Analog Devices Inc	HSBC	3,100
8,792	Anaplan Inc	Barclays Bank	(27,754)
980	Anaplan Inc	Goldman Sachs	(13,975)
14,474	Anaplan Inc	HSBC	(249,419)
3,837	Anaplan Inc	Morgan Stanley	(34,725)
3,076	AnaptysBio Inc	Barclays Bank	1,600
(6,340)	Anavex Life Sciences Corp	Goldman Sachs	14,011
(676)	Anavex Life Sciences Corp	Morgan Stanley	68
18,760	Andersons Inc	Barclays Bank	(43,148)
10,386	Andersons Inc	Goldman Sachs	(26,484)
3,698	Andersons Inc	HSBC	(10,909)
13,879	Andersons Inc	Morgan Stanley	(31,922)
(21,928)	Angi Inc	Bank of America Merrill Lynch	30,041
(18,590)	Angi Inc	Barclays Bank	(4,462)
(19,520)	Angi Inc	Goldman Sachs	26,742
(9,337)	Angi Inc	Morgan Stanley	(2,241)
(3,714)	AngioDynamics Inc	Barclays Bank	8,059
(766)	AngioDynamics Inc	Goldman Sachs	2,175
(1,799)	AngioDynamics Inc	HSBC	7,736
8,900	Angion Biomedica Corp	Bank of America Merrill Lynch	(3,827)
3,617	Angion Biomedica Corp	Barclays Bank	(977)
2,845	Angion Biomedica Corp	Morgan Stanley	(768)
(9,164)	ANI Pharmaceuticals Inc	Barclays Bank	28,225
(12,916)	ANI Pharmaceuticals Inc	Goldman Sachs	45,852
(854)	ANI Pharmaceuticals Inc	Morgan Stanley	2,630
(4,762)	Anika Therapeutics Inc	Bank of America Merrill Lynch	(667)
(9,659)	Anika Therapeutics Inc	Barclays Bank	6,278
(2,729)	Anika Therapeutics Inc	Goldman Sachs	(382)
(494)	Anika Therapeutics Inc	HSBC	1,260
(36,418)	Annaly Capital Management Inc (REIT)	Bank of America Merrill Lynch	7,830
(175,459)	Annaly Capital Management Inc (REIT)	Barclays Bank	9,651
(95,520)	Annaly Capital Management Inc (REIT)	Goldman Sachs	20,536
(183,394)	Annaly Capital Management Inc (REIT)	HSBC	56,230
(2,981)	Annexon Inc	Goldman Sachs	1,312
1,144	Annovis Bio Inc	Morgan Stanley	(927)
(181)	ANSYS Inc	Bank of America Merrill Lynch	(3,023)
(1,987)	ANSYS Inc	Barclays Bank	(6,478)
(2,192)	ANSYS Inc	Goldman Sachs	(13,481)
(373)	ANSYS Inc	HSBC	2,115
(2,818)	ANSYS Inc	Morgan Stanley	(10,145)
61,097	Antares Pharma Inc	Barclays Bank	(11,608)

保有高	銘柄	取引相手	未実現純評価益 /(損) (米ドル)
	米国(続き)		
56,032	Antares Pharma Inc	Goldman Sachs	(20,732)
7,146	Antares Pharma Inc	HSBC	(4,359)
11,200	Antares Pharma Inc	Morgan Stanley	(2,128)
(5,985)	Anterix Inc	Bank of America Merrill Lynch	7,362
(2,211)	Anterix Inc	Barclays Bank	3,869
(6,485)	Anterix Inc	Goldman Sachs	7,977
(2,723)	Anterix Inc	HSBC	6,998
(6,466)	Anterix Inc	Morgan Stanley	11,316
(2,936)	Antero Midstream Corp	Bank of America Merrill Lynch	1,908
31,581	Antero Midstream Corp	Barclays Bank	(6,948)
(52,649)	Antero Midstream Corp	Barclays Bank	11,583
46,890	Antero Midstream Corp	HSBC	(46,890)
(8,827)	Antero Midstream Corp	HSBC	7,284
(12,132)	Antero Midstream Corp	Morgan Stanley	2,669
(17,414)	Antero Resources Corp	Barclays Bank	1,567
14,278	Antero Resources Corp	Barclays Bank	(1,285)
9,331	Antero Resources Corp	Goldman Sachs	(15,863)
9,836	Antero Resources Corp	HSBC	(27,344)
20,591	Antero Resources Corp	Morgan Stanley	(1,853)
190	Anthem Inc	Bank of America Merrill Lynch	(4,934)
53	Anthem Inc	Goldman Sachs	(1,059)
4,106	Anthem Inc	HSBC	(74,606)
2,045	Anthem Inc	Morgan Stanley	(22,454)
(424)	Aon Plc 'A'	Bank of America Merrill Lynch	839
(2,225)	Aon Plc 'A'	Barclays Bank	7,877
(55,316)	APA Corp	Barclays Bank	23,786
(27,358)	APA Corp	Goldman Sachs	96,027
(15,271)	APA Corp	HSBC	69,636
(16,753)	Apartment Income Corp (REIT)	Bank of America Merrill Lynch	39,905
(35,787)	Apartment Income Corp (REIT)	Barclays Bank	2,863
(1,517)	Apartment Income Corp (REIT)	Goldman Sachs	3,823
(14,129)	Apartment Income Corp (REIT)	HSBC	17,998
(14,384)	Apartment Income Corp (REIT)	Morgan Stanley	1,151
15,584	Apartment Investment and Management Co 'A' (REIT)	Barclays Bank	(4,675)
13,781	Apartment Investment and Management Co 'A' (REIT)	Goldman Sachs	(7,993)
17,905	Apartment Investment and Management Co 'A' (REIT)	HSBC	(5,531)
5,146	Apartment Investment and Management Co 'A' (REIT)	Morgan Stanley	(2,375)
621	Apellis Pharmaceuticals Inc	Barclays Bank	(79)
717	Apellis Pharmaceuticals Inc	Goldman Sachs	(785)
3,880	Apellis Pharmaceuticals Inc	HSBC	36,899
1,883	Apellis Pharmaceuticals Inc	Morgan Stanley	132
54,053	Apergy Corp	Barclays Bank	(59,999)
14,784	Apergy Corp	Goldman Sachs	(54,553)

保有高	銘柄	取引相手	未実現純評価益 /(損) (米ドル)
	米国(続き)		
15,879	Apergy Corp	HSBC	(90,949)
1,303	Apergy Corp	Morgan Stanley	(1,446)
(3,116)	Apergy Corp	Morgan Stanley	3,459
(2,059)	API Group Corp	Bank of America Merrill Lynch	2,677
(21,045)	API Group Corp	Barclays Bank	27,148
(63,069)	API Group Corp	Goldman Sachs	81,990
(23,749)	API Group Corp	Morgan Stanley	30,636
(9,969)	Apogee Enterprises Inc	Barclays Bank	31,402
(12,446)	Apogee Enterprises Inc	Goldman Sachs	27,381
(6,222)	Apogee Enterprises Inc	HSBC	16,115
(23,350)	Apollo Commercial Real Estate Finance Inc (REIT)	Barclays Bank	6,655
(75,687)	Apollo Commercial Real Estate Finance Inc (REIT)	Goldman Sachs	82,120
(16,216)	Apollo Commercial Real Estate Finance Inc (REIT)	HSBC	28,459
(25,797)	Apollo Commercial Real Estate Finance Inc (REIT)	Morgan Stanley	7,352
7,849	Apollo Global Management Inc	Bank of America Merrill Lynch	(3,588)
10,290	Apollo Global Management Inc	Barclays Bank	(23,867)
1,787	Apollo Global Management Inc	HSBC	(1,833)
340	Apollo Global Management Inc	Morgan Stanley	(945)
(2,392)	Apollo Medical Holdings Inc	Barclays Bank	26,551
(4,805)	Apollo Medical Holdings Inc	Goldman Sachs	123,585
219	Appfolio Inc 'A'	Bank of America Merrill Lynch	(1,710)
1,421	Appfolio Inc 'A'	Barclays Bank	(6,183)
4,039	Appfolio Inc 'A'	Goldman Sachs	(28,629)
1,323	Appfolio Inc 'A'	HSBC	(11,250)
449	Appfolio Inc 'A'	Morgan Stanley	(2,181)
(5,561)	AppHarvest Inc	Barclays Bank	3,003
1,011	Appian Corp	Bank of America Merrill Lynch	(12,172)
3,989	Appian Corp	Barclays Bank	7,619
926	Appian Corp	Goldman Sachs	(7,429)
2,011	Appian Corp	HSBC	(25,734)
747	Appian Corp	Morgan Stanley	1,427
(53,671)	Apple Hospitality Inc (REIT)	Bank of America Merrill Lynch	44,547
(149,948)	Apple Hospitality Inc (REIT)	Barclays Bank	71,975
(93,348)	Apple Hospitality Inc (REIT)	Goldman Sachs	77,479
(3,664)	Apple Hospitality Inc (REIT)	HSBC	3,591
(134,034)	Apple Hospitality Inc (REIT)	Morgan Stanley	64,337
(1,917)	Apple Inc	Bank of America Merrill Lynch	(2,516)
4,442	Apple Inc	Barclays Bank	5,108
(1,624)	Apple Inc	Barclays Bank	(8,043)
(8,254)	Apple Inc	Goldman Sachs	(12,483)
305	Apple Inc	Morgan Stanley	351
15,079	Applied Genetic Technologies Corp	Bank of America Merrill Lynch	(2,714)
4,641	Applied Genetic Technologies Corp	Goldman Sachs	(835)

保有高	銘柄	取引相手	未実現純評価益 /(損) (米ドル)
	米国(続き)		
1,791	Applied Genetic Technologies Corp	HSBC	(860)
1,149	Applied Industrial Technologies Inc	Bank of America Merrill Lynch	(9,112)
9,275	Applied Industrial Technologies Inc	Barclays Bank	(81,806)
14,320	Applied Industrial Technologies Inc	Goldman Sachs	(113,558)
13,766	Applied Industrial Technologies Inc	HSBC	(90,167)
7,154	Applied Materials Inc	Bank of America Merrill Lynch	(31,406)
871	Applied Materials Inc	Barclays Bank	3,771
(21,151)	Applied Materials Inc	Barclays Bank	(102,582)
7,339	Applied Materials Inc	Goldman Sachs	(32,218)
(3,305)	Applied Materials Inc	Goldman Sachs	(10,821)
(1,177)	Applied Materials Inc	HSBC	(3,516)
3,068	Applied Molecular Transport Inc	Bank of America Merrill Lynch	(19,451)
7,014	Applied Molecular Transport Inc	Barclays Bank	(18,096)
1,175	Applied Molecular Transport Inc	Goldman Sachs	(7,450)
1,757	Applied Molecular Transport Inc	HSBC	(13,845)
3,544	Applied Molecular Transport Inc	Morgan Stanley	(9,144)
2,838	Applied Optoelectronics Inc	Bank of America Merrill Lynch	(199)
43,211	Applied Optoelectronics Inc	Barclays Bank	(1,296)
29,363	Applied Optoelectronics Inc	Goldman Sachs	(2,055)
22,264	Applied Optoelectronics Inc	HSBC	2,672
26,132	Applied Optoelectronics Inc	Morgan Stanley	(784)
4,034	Applied Therapeutics Inc	Bank of America Merrill Lynch	(13,716)
5,010	Applied Therapeutics Inc	Goldman Sachs	(9,531)
7,069	Applied Therapeutics Inc	HSBC	(31,316)
1,713	Applied Therapeutics Inc	Morgan Stanley	(103)
(3,899)	AppLovin Corp 'A'	Barclays Bank	17,507
(968)	AppLovin Corp 'A'	Goldman Sachs	9,947
(2,939)	AppLovin Corp 'A'	HSBC	25,363
(1,040)	AppLovin Corp 'A'	Morgan Stanley	4,670
8,912	Apra Therapeutics Inc	Goldman Sachs	(7,130)
(2,410)	Apria Inc	Bank of America Merrill Lynch	4,579
(5,524)	Apria Inc	Barclays Bank	9,280
(9,321)	Apria Inc	Goldman Sachs	17,710
(3,208)	Apria Inc	HSBC	24,220
(555)	Apria Inc	Morgan Stanley	932
2,102	AptarGroup Inc	Bank of America Merrill Lynch	(16,795)
6,173	AptarGroup Inc	Barclays Bank	(27,593)
(1,338)	AptarGroup Inc	Goldman Sachs	10,691
5,644	AptarGroup Inc	HSBC	(35,614)
9,110	AptarGroup Inc	Morgan Stanley	(40,722)
14,633	Aptinyx Inc	Goldman Sachs	-
40,945	Aptinyx Inc	HSBC	(409)
61,021	Aptinyx Inc	Morgan Stanley	610
(2,699)	Aptiv Plc	Barclays Bank	33,090
(7,399)	Aptiv Plc	Goldman Sachs	61,608

保有高	銘柄	取引相手	未実現純評価益 /(損) (米ドル)
	米国(続き)		
(316)	Aptiv Plc	HSBC	3,157
(761)	Aptiv Plc	Morgan Stanley	258
(6,122)	Apyx Medical Corp	Barclays Bank	27,794
(8,089)	Apyx Medical Corp	Goldman Sachs	27,826
(6,394)	Aqua Metals Inc	Bank of America Merrill Lynch	3,069
(63,743)	Aqua Metals Inc	Morgan Stanley	4,462
(17,538)	AquaBounty Technologies Inc	Barclays Bank	1,228
3,259	Aquestive Therapeutics Inc	Bank of America Merrill Lynch	65
24,829	Aquestive Therapeutics Inc	Barclays Bank	2,483
11,329	Aquestive Therapeutics Inc	Morgan Stanley	1,133
(41,538)	Aramark	Goldman Sachs	169,890
(3,676)	Aramark	HSBC	7,639
35,795	Arbor Realty Trust Inc (REIT)	Barclays Bank	-
52,475	Arbor Realty Trust Inc (REIT)	Goldman Sachs	(57,723)
8,499	Arbor Realty Trust Inc (REIT)	HSBC	(9,319)
19,938	Arbor Realty Trust Inc (REIT)	Morgan Stanley	-
4,874	Arbutus Biopharma Corp	Barclays Bank	292
5,735	Arbutus Biopharma Corp	Goldman Sachs	(1,090)
4,527	Arbutus Biopharma Corp	HSBC	(1,947)
23,364	Arbutus Biopharma Corp	Morgan Stanley	1,402
57,382	ARC Document Solutions Inc	Bank of America Merrill Lynch	(4,017)
3,668	ArcBest Corp	Goldman Sachs	(24,062)
10,043	Arch Capital Group Ltd	Barclays Bank	(21,090)
26,665	Arch Capital Group Ltd	Goldman Sachs	(39,780)
13,196	Arch Capital Group Ltd	HSBC	(21,246)
(6,187)	Arch Capital Group Ltd	Morgan Stanley	12,993
22,006	Archaea Energy Inc	Barclays Bank	(32,349)
9,639	Archaea Energy Inc	HSBC	(5,976)
3,808	Archaea Energy Inc	Morgan Stanley	(5,598)
(26,872)	Archer-Daniels-Midland Co	Morgan Stanley	88,140
23,720	Archrock Inc	Goldman Sachs	(13,138)
14,941	Archrock Inc	HSBC	(13,828)
82,190	Archrock Inc	Morgan Stanley	(26,082)
(1,221)	Arconic Corp	Barclays Bank	3,834
(28,576)	Arcosa Inc	Barclays Bank	149,167
(7,097)	Arcosa Inc	Goldman Sachs	19,233
(2,153)	Arcturus Therapeutics Holdings Inc	Barclays Bank	(8,946)
(3,280)	Arcturus Therapeutics Holdings Inc	Goldman Sachs	(13,317)
(3,835)	Arcus Biosciences Inc	Barclays Bank	11,927
(1,063)	Arcus Biosciences Inc	Goldman Sachs	(7,345)
1,033	Arcutis Biotherapeutics Inc	Barclays Bank	(1,167)
4,140	Arcutis Biotherapeutics Inc	Goldman Sachs	(18,299)
7,407	Arcutis Biotherapeutics Inc	HSBC	(32,673)
2,981	Arcutis Biotherapeutics Inc	Morgan Stanley	(4,581)
(5,094)	Ardagh Group SA	Barclays Bank	-

保有高	銘柄	取引相手	未実現純評価益 /(損) (米ドル)
	米国(続き)		
(10,777)	Ardagh Group SA	Goldman Sachs	-
(13,020)	Ardagh Group SA	HSBC	-
(78,049)	Ardelyx Inc	Barclays Bank	4,691
(443,916)	Ardelyx Inc	Goldman Sachs	110,358
17,726	Ardmore Shipping Corp	Barclays Bank	(3,191)
63,021	Ardmore Shipping Corp	Goldman Sachs	(20,797)
(3,094)	Arena Pharmaceuticals Inc	Bank of America Merrill Lynch	13,521
(4,608)	Arena Pharmaceuticals Inc	Barclays Bank	22,303
5,162	Arena Pharmaceuticals Inc	Barclays Bank	(24,984)
(3,863)	Arena Pharmaceuticals Inc	Goldman Sachs	16,881
5,632	Arena Pharmaceuticals Inc	Goldman Sachs	(24,612)
748	Arena Pharmaceuticals Inc	HSBC	(5,393)
(2,056)	Arena Pharmaceuticals Inc	Morgan Stanley	9,951
(30,101)	Ares Commercial Real Estate Corp (REIT)	Barclays Bank	14,749
(54,521)	Ares Commercial Real Estate Corp (REIT)	Goldman Sachs	52,340
1,319	Ares Management Corp 'A'	Barclays Bank	(6,529)
4,043	Argan Inc	Barclays Bank	(7,579)
6,308	Argan Inc	Goldman Sachs	(33,472)
5,269	Argan Inc	HSBC	(29,795)
4,474	Argan Inc	Morgan Stanley	(12,796)
(20,677)	Argo Group International Holdings Ltd	Barclays Bank	79,400
(28,774)	Argo Group International Holdings Ltd	Goldman Sachs	127,181
(5,633)	Argo Group International Holdings Ltd	HSBC	30,756
38,872	Aris Water Solution Inc 'A'	HSBC	4,150
17,954	Aris Water Solution Inc 'A'	Morgan Stanley	3,411
(604)	Arista Networks Inc	Goldman Sachs	4,193
(3,560)	Arista Networks Inc	HSBC	23,158
(21,732)	Arista Networks Inc	Morgan Stanley	66,500
(11,910)	Arko Corp	Barclays Bank	6,074
(15,022)	Arko Corp	Goldman Sachs	9,915
(24,128)	Arko Corp	HSBC	20,026
5,515	Arlo Technologies Inc	Barclays Bank	(938)
6,158	Arlo Technologies Inc	Goldman Sachs	1,724
15,536	Arlo Technologies Inc	HSBC	14,448
12,042	Arlo Technologies Inc	Morgan Stanley	(2,047)
100,476	Armada Hoffler Properties Inc (REIT)	Barclays Bank	(82,390)
42,049	Armada Hoffler Properties Inc (REIT)	Goldman Sachs	(42,049)
10,939	Armada Hoffler Properties Inc (REIT)	Morgan Stanley	(8,970)
(30,561)	ARMOUR Residential Inc (REIT)	Bank of America Merrill Lynch	13,141
(199,410)	ARMOUR Residential Inc (REIT)	Barclays Bank	35,894
(24,470)	ARMOUR Residential Inc (REIT)	Goldman Sachs	10,522
(50,038)	ARMOUR Residential Inc (REIT)	Morgan Stanley	9,007
(4,091)	Armstrong World Industries Inc	Bank of America Merrill Lynch	15,464
(4,911)	Armstrong World Industries Inc	HSBC	22,787
(4,890)	Armstrong World Industries Inc	Morgan Stanley	19,951

保有高	銘柄	取引相手	未実現純評価益 /(損) (米ドル)
	米国(続き)		
(16,343)	Array Technologies Inc	Barclays Bank	58,154
(7,474)	Array Technologies Inc	Goldman Sachs	43,784
(492)	Arrow Electronics Inc	Bank of America Merrill Lynch	(37)
(1,317)	Arrow Electronics Inc	Goldman Sachs	603
(654)	Arrow Electronics Inc	Morgan Stanley	2,413
(8,551)	Arrow Financial Corp	Barclays Bank	10,518
(5,620)	Arrow Financial Corp	Goldman Sachs	13,713
(1,306)	Arrow Financial Corp	HSBC	3,435
(582)	Arrow Financial Corp	Morgan Stanley	716
(1,686)	Arrowhead Pharmaceuticals Inc	Bank of America Merrill Lynch	(8,936)
(26,942)	Arrowhead Pharmaceuticals Inc	Barclays Bank	(51,729)
(14,495)	Arrowhead Pharmaceuticals Inc	Goldman Sachs	(76,824)
(4,360)	Arrowhead Pharmaceuticals Inc	HSBC	41,395
(12,254)	Arrowhead Pharmaceuticals Inc	Morgan Stanley	(23,527)
875	Arteris Inc	Goldman Sachs	2,301
10,233	Artesian Resources Corp 'A'	Morgan Stanley	(21,489)
(2,125)	Arthur J Gallagher & Co	Bank of America Merrill Lynch	3,230
(1,074)	Arthur J Gallagher & Co	Barclays Bank	1,010
(8,262)	Arthur J Gallagher & Co	Goldman Sachs	5,481
(5,674)	Arthur J Gallagher & Co	HSBC	1,923
(2,875)	Arthur J Gallagher & Co	Morgan Stanley	2,703
10,682	Artisan Partners Asset Management Inc 'A'	Barclays Bank	(23,394)
17,975	Artisan Partners Asset Management Inc 'A'	Goldman Sachs	(60,667)
12,910	Artisan Partners Asset Management Inc 'A'	HSBC	(55,338)
21,116	Artisan Partners Asset Management Inc 'A'	Morgan Stanley	(46,244)
730	Arvinas Inc	Goldman Sachs	(4,833)
(423)	Arvinas Inc	HSBC	893
991	Arvinas Inc	HSBC	(16,332)
4,811	Asana Inc 'A'	Barclays Bank	26,123
1,673	Asana Inc 'A'	Goldman Sachs	(41,624)
2,915	Asbury Automotive Group Inc	Barclays Bank	(10,844)
1,291	Asbury Automotive Group Inc	Goldman Sachs	(25,717)
109	Asbury Automotive Group Inc	HSBC	(2,094)
584	Asbury Automotive Group Inc	Morgan Stanley	(2,172)
(11,680)	Ascet Global Logistics Holding Inc	Bank of America Merrill Lynch	117
(16,747)	Ascet Global Logistics Holding Inc	Goldman Sachs	17
(3,298)	Ascet Global Logistics Holding Inc	HSBC	-
(9,988)	Ascet Global Logistics Holding Inc	Morgan Stanley	-
(95,171)	Asensus Surgical Inc	Bank of America Merrill Lynch	36,165
(52,019)	Asensus Surgical Inc	Barclays Bank	5,722
598	ASGN Inc	Barclays Bank	(902)
24,087	ASGN Inc	Goldman Sachs	(136,578)
10,358	ASGN Inc	HSBC	(69,528)
4,734	ASGN Inc	Morgan Stanley	(27,504)
6,111	Ashford Hospitality Trust Inc	HSBC	(21,520)

保有高	銘柄	取引相手	未実現純評価益 /(損) (米ドル)
	米国(続き)		
(21,725)	Ashland Global Holdings Inc	Barclays Bank	95,590
(8,883)	Ashland Global Holdings Inc	Goldman Sachs	48,359
(1,587)	Ashland Global Holdings Inc	HSBC	6,318
(25,952)	Ashland Global Holdings Inc	Morgan Stanley	114,189
(5,229)	Aspen Aerogels Inc	Barclays Bank	21,543
(3,481)	Aspen Aerogels Inc	Morgan Stanley	14,342
(5,738)	Aspen Group Inc/CO	Bank of America Merrill Lynch	9,582
(19,979)	Aspen Group Inc/CO	Barclays Bank	5,794
(7,454)	Aspen Group Inc/CO	Morgan Stanley	2,162
(1,833)	Aspen Technology Inc	Bank of America Merrill Lynch	8,817
(2,459)	Aspen Technology Inc	Barclays Bank	18,394
(3,364)	Aspen Technology Inc	Goldman Sachs	8,535
(726)	Aspen Technology Inc	HSBC	1,749
(3,380)	Aspen Technology Inc	Morgan Stanley	25,282
(5,828)	Aspira Women ' s Health Inc	Bank of America Merrill Lynch	2,535
(39,106)	Aspira Women ' s Health Inc	Barclays Bank	(2,933)
(46,809)	Aspira Women ' s Health Inc	HSBC	47,351
(14,850)	Aspira Women ' s Health Inc	Morgan Stanley	(1,114)
13,296	Assembly Biosciences Inc	Bank of America Merrill Lynch	(7,313)
38,443	Assembly Biosciences Inc	Barclays Bank	384
11,302	Assembly Biosciences Inc	Goldman Sachs	(6,216)
18,073	Assembly Biosciences Inc	HSBC	(15,543)
28,934	Assembly Biosciences Inc	Morgan Stanley	289
19,256	AssetMark Financial Holdings Inc	Barclays Bank	(35,816)
9,251	AssetMark Financial Holdings Inc	HSBC	(11,286)
3,398	AssetMark Financial Holdings Inc	Morgan Stanley	(6,320)
(76,167)	Associated Banc-Corp	Barclays Bank	122,629
(28,716)	Associated Banc-Corp	Goldman Sachs	47,956
(91,950)	Associated Banc-Corp	Morgan Stanley	148,039
(2,751)	Associated Capital Group Inc ' A '	Bank of America Merrill Lynch	5,364
(2,355)	Associated Capital Group Inc ' A '	HSBC	(4,475)
(15,216)	Assurant Inc	Barclays Bank	147,139
(2,463)	Assurant Inc	Goldman Sachs	15,340
(17,177)	Assurant Inc	Morgan Stanley	166,102
(17,725)	Assured Guaranty Ltd	Bank of America Merrill Lynch	63,810
(34,291)	Assured Guaranty Ltd	Barclays Bank	118,647
(17,193)	Assured Guaranty Ltd	Goldman Sachs	61,895
(30,430)	Assured Guaranty Ltd	HSBC	159,149
(14,177)	Assured Guaranty Ltd	Morgan Stanley	49,052
4,832	Astec Industries Inc	Barclays Bank	(29,475)
11,604	Astec Industries Inc	Goldman Sachs	(83,665)
10,110	Astec Industries Inc	HSBC	(108,581)
1,604	Astec Industries Inc	Morgan Stanley	(9,784)
15,281	Astronics Corp	Bank of America Merrill Lynch	(56,693)
12,932	Astronics Corp	Barclays Bank	(30,002)

保有高	銘柄	取引相手	未実現純評価益 /(損) (米ドル)
	米国(続き)		
7,260	Astronics Corp	HSBC	(29,185)
6,760	Astronics Corp	Morgan Stanley	(15,683)
(12,258)	Asure Software Inc	Barclays Bank	(245)
(3,796)	Asure Software Inc	HSBC	3,986
(3,555)	Asure Software Inc	Morgan Stanley	(71)
(22,178)	AT&T Inc	Barclays Bank	34,819
(8,026)	AT&T Inc	Goldman Sachs	13,403
(47,253)	AT&T Inc	HSBC	82,693
9,600	Atara Biotherapeutics Inc	Barclays Bank	(6,432)
6,235	Atara Biotherapeutics Inc	Goldman Sachs	2,806
8,412	Atea Pharmaceuticals Inc	Barclays Bank	3,799
3,090	Athene Holding Ltd 'A'	Barclays Bank	(9,517)
7,770	Athenex Inc	Bank of America Merrill Lynch	(2,564)
14,788	Athenex Inc	Goldman Sachs	(4,880)
7,609	Athenex Inc	HSBC	(4,794)
16,339	Athenex Inc	Morgan Stanley	(1,961)
14,919	Athersys Inc	Bank of America Merrill Lynch	(821)
11,767	Athersys Inc	Barclays Bank	(59)
66,835	Athersys Inc	Goldman Sachs	(3,676)
115,269	Athersys Inc	HSBC	(25,936)
44,484	Athersys Inc	Morgan Stanley	(222)
(13,463)	Athira Pharma Inc	Goldman Sachs	27,195
(18,378)	ATI Physical Therapy Inc	Bank of America Merrill Lynch	5,146
(6,750)	ATI Physical Therapy Inc	Goldman Sachs	(531)
(634)	Atkore Inc	Bank of America Merrill Lynch	5,552
(2,971)	Atkore Inc	Barclays Bank	8,062
7,536	Atkore Inc	Barclays Bank	(61,569)
(842)	Atkore Inc	Morgan Stanley	(1,691)
(622)	Atlantic Union Bankshares Corp	Barclays Bank	549
(25,569)	Atlantic Union Bankshares Corp	HSBC	118,129
(90,645)	Atlantic Union Bankshares Corp	Morgan Stanley	301,848
(369)	Atlanticus Holdings Corp	Bank of America Merrill Lynch	5,373
(6,997)	Atlanticus Holdings Corp	Barclays Bank	40,653
(629)	Atlanticus Holdings Corp	Morgan Stanley	3,654
(9,465)	Atlas Air Worldwide Holdings Inc	Barclays Bank	37,671
(3,114)	Atlas Air Worldwide Holdings Inc	Goldman Sachs	(2,678)
(5,833)	Atlas Air Worldwide Holdings Inc	Morgan Stanley	23,215
11	Atlas Financial Holdings Inc	Bank of America Merrill Lynch	-
11,508	Atlas Technical Consultants Inc	Barclays Bank	(4,258)
437	Atlassian Corp Plc 'A'	Bank of America Merrill Lynch	(15,767)
2,822	Atlassian Corp Plc 'A'	Barclays Bank	970
713	Atlassian Corp Plc 'A'	Goldman Sachs	(25,725)
381	Atlassian Corp Plc 'A'	HSBC	(12,642)
419	Atlassian Corp Plc 'A'	Morgan Stanley	(2,133)
6,468	Atmos Energy Corp	Barclays Bank	(22,121)

保有高	銘柄	取引相手	未実現純評価益 /(損) (米ドル)
	米国(続き)		
1,520	Atmos Energy Corp	Goldman Sachs	(6,095)
432	Atmos Energy Corp	HSBC	(333)
15,696	ATN International Inc	Barclays Bank	(39,240)
(10,807)	Atomera Inc	Barclays Bank	21,290
(5,750)	Atomera Inc	HSBC	25,817
(10,019)	Atossa Therapeutics Inc	Goldman Sachs	3,206
(24,041)	Atossa Therapeutics Inc	HSBC	11,540
6,214	Atreca Inc 'A'	Bank of America Merrill Lynch	(8,016)
21,630	Atreca Inc 'A'	Barclays Bank	(14,492)
24,416	Atreca Inc 'A'	Goldman Sachs	(28,995)
9,399	Atreca Inc 'A'	HSBC	(21,054)
19,349	Atreca Inc 'A'	Morgan Stanley	(12,964)
6,031	AtriCure Inc	Barclays Bank	(54,038)
5,332	AtriCure Inc	Goldman Sachs	(42,709)
892	Atrion Corp	Morgan Stanley	(63,635)
(2,772)	aTyr Pharma Inc	HSBC	(220)
(7,892)	AudioEye Inc	Bank of America Merrill Lynch	12,469
(4,994)	Autodesk Inc	Goldman Sachs	325,509
(642)	Autodesk Inc	Morgan Stanley	31,631
(4,792)	Autoliv Inc	Barclays Bank	39,486
(4,895)	Autoliv Inc	Goldman Sachs	30,941
(7,594)	Autoliv Inc	HSBC	54,427
4,171	Automatic Data Processing Inc	Bank of America Merrill Lynch	8,926
(5,826)	Automatic Data Processing Inc	Bank of America Merrill Lynch	(12,468)
6,083	Automatic Data Processing Inc	Barclays Bank	(9,854)
(7,568)	Automatic Data Processing Inc	Barclays Bank	12,260
4,905	Automatic Data Processing Inc	Goldman Sachs	10,497
(1,368)	Automatic Data Processing Inc	Goldman Sachs	(2,928)
360	Automatic Data Processing Inc	HSBC	2,776
306	Automatic Data Processing Inc	Morgan Stanley	(496)
4,865	AutoNation Inc	Barclays Bank	632
10,543	AutoNation Inc	Goldman Sachs	(30,891)
2,351	AutoNation Inc	HSBC	8,769
4,006	AutoNation Inc	Morgan Stanley	521
383	AutoZone Inc	Barclays Bank	(957)
158	AutoZone Inc	Goldman Sachs	(1,702)
138	AutoZone Inc	HSBC	(6,909)
(1,162)	AutoZone Inc	Morgan Stanley	41,216
455	Avalara Inc	Bank of America Merrill Lynch	(5,051)
273	Avalara Inc	Barclays Bank	(622)
(1,486)	Avalara Inc	Goldman Sachs	16,495
(3,625)	Avalara Inc	HSBC	94,794
(1,261)	Avalara Inc	Morgan Stanley	2,875
1,149	Avalara Inc	Morgan Stanley	(2,620)
(49,534)	Avalo Therapeutics Inc	Bank of America Merrill Lynch	11,888

保有高	銘柄	取引相手	未実現純評価益 /(損) (米ドル)
	米国(続き)		
(54,392)	Avalo Therapeutics Inc	Barclays Bank	11,422
(10,916)	Avalo Therapeutics Inc	Goldman Sachs	2,620
(11,196)	Avalo Therapeutics Inc	HSBC	4,031
(796)	AvalonBay Communities Inc (REIT)	Barclays Bank	(884)
(3,804)	AvalonBay Communities Inc (REIT)	Goldman Sachs	22,596
(4,074)	AvalonBay Communities Inc (REIT)	HSBC	(4,522)
(2,680)	AvalonBay Communities Inc (REIT)	Morgan Stanley	(2,975)
(5,394)	Avangrid Inc	Barclays Bank	1,349
(9,809)	Avanos Medical Inc	Bank of America Merrill Lynch	29,427
(14,062)	Avanos Medical Inc	Barclays Bank	37,124
(4,409)	Avanos Medical Inc	Goldman Sachs	13,227
(35,994)	Avanos Medical Inc	Morgan Stanley	95,024
4,096	Avantor Inc	Bank of America Merrill Lynch	7,741
14,009	Avantor Inc	Barclays Bank	6,164
8,737	Avaya Holdings Corp	HSBC	(5,984)
2,255	Avaya Holdings Corp	Morgan Stanley	(3,906)
7,303	Aveanna Healthcare Holdings Inc	Bank of America Merrill Lynch	(12,415)
50,028	Aveanna Healthcare Holdings Inc	Barclays Bank	(31,017)
32,200	Aveanna Healthcare Holdings Inc	Goldman Sachs	(54,740)
26,978	Aveanna Healthcare Holdings Inc	HSBC	(43,497)
26,939	Aveanna Healthcare Holdings Inc	Morgan Stanley	(16,702)
(44,928)	Avenue Therapeutics Inc	Bank of America Merrill Lynch	(1,348)
(4,634)	Avenue Therapeutics Inc	Goldman Sachs	(139)
6,021	AVEO Pharmaceuticals Inc	Barclays Bank	(903)
9,213	AVEO Pharmaceuticals Inc	Morgan Stanley	(1,382)
(1,253)	Avery Dennison Corp	Bank of America Merrill Lynch	1,806
16,087	Avery Dennison Corp	Barclays Bank	(102,635)
4,472	Avery Dennison Corp	Goldman Sachs	(53,664)
(2,279)	Avery Dennison Corp	Goldman Sachs	14,331
103	Avery Dennison Corp	HSBC	(1,431)
3,233	Avery Dennison Corp	Morgan Stanley	(20,627)
(3,677)	Aviat Networks Inc	Barclays Bank	662
(2,048)	Aviat Networks Inc	Goldman Sachs	2,621
(3,454)	Aviat Networks Inc	HSBC	5,008
(17,095)	Avid Bioservices Inc	Barclays Bank	24,959
(11,399)	Avid Bioservices Inc	Goldman Sachs	20,860
(4,654)	Avid Bioservices Inc	Morgan Stanley	6,795
(4,714)	Avid Technology Inc	Goldman Sachs	2,876
(124)	Avid Technology Inc	Morgan Stanley	169
9,222	Avidity Biosciences Inc	Barclays Bank	(43,989)
8,053	Avidity Biosciences Inc	Goldman Sachs	(24,642)
(6,939)	AvidXchange Holdings Inc	HSBC	2,701
19,069	Avient Corp	Barclays Bank	(64,644)
35,328	Avient Corp	Goldman Sachs	(114,463)
19,985	Avient Corp	HSBC	(43,767)

保有高	銘柄	取引相手	未実現純評価益 /(損) (米ドル)
	米国(続き)		
4,253	Avient Corp	Morgan Stanley	(14,418)
(4,788)	Avis Budget Group Inc	Goldman Sachs	(59,554)
(17,136)	Avista Corp	Goldman Sachs	28,617
(10,788)	Avita Medical Inc	Barclays Bank	9,601
(1,429)	Avita Medical Inc	Goldman Sachs	2,192
773	Avnet Inc	Bank of America Merrill Lynch	(2,514)
112,900	Avnet Inc	Barclays Bank	(323,114)
49,697	Avnet Inc	Goldman Sachs	(166,480)
43,659	Avnet Inc	HSBC	(128,078)
47,998	Avnet Inc	Morgan Stanley	(141,114)
12,184	Avrobio Inc	Barclays Bank	(7,067)
4,020	Avrobio Inc	Goldman Sachs	(5,186)
4,110	Avrobio Inc	HSBC	(8,426)
22,941	Avrobio Inc	Morgan Stanley	(13,306)
(60,469)	Axalta Coating Systems Ltd	Barclays Bank	122,752
(40,608)	Axalta Coating Systems Ltd	Goldman Sachs	65,785
(45,539)	Axalta Coating Systems Ltd	HSBC	45,994
(9,613)	Axcelis Technologies Inc	Barclays Bank	10,574
(1,079)	Axcelis Technologies Inc	Goldman Sachs	(723)
(4,416)	Axcelis Technologies Inc	Morgan Stanley	4,858
(16,472)	Axcella Health Inc	Bank of America Merrill Lynch	3,459
(4,302)	Axcella Health Inc	Goldman Sachs	903
3,001	Axis Capital Holdings Ltd	Bank of America Merrill Lynch	(8,682)
10,311	Axis Capital Holdings Ltd	Barclays Bank	(28,458)
14,877	Axis Capital Holdings Ltd	Goldman Sachs	(46,754)
9,114	Axis Capital Holdings Ltd	HSBC	(27,251)
715	Axis Capital Holdings Ltd	Morgan Stanley	(1,973)
8,470	Axogen Inc	Barclays Bank	(6,776)
2,439	Axogen Inc	Morgan Stanley	(1,951)
6,688	Axon Enterprise Inc	Barclays Bank	(5,618)
1,194	Axon Enterprise Inc	Goldman Sachs	15,200
2,464	Axon Enterprise Inc	HSBC	8,599
6,636	Axon Enterprise Inc	Morgan Stanley	(5,574)
1,552	Axonics Inc	Barclays Bank	(9,995)
8,142	Axonics Inc	Goldman Sachs	(41,661)
1,209	Axonics Inc	HSBC	(13,732)
533	Axonics Inc	Morgan Stanley	(3,433)
(56,549)	Axos Financial Inc	Barclays Bank	216,017
(47,719)	Axos Financial Inc	Goldman Sachs	113,571
(6,523)	Axos Financial Inc	Morgan Stanley	24,918
(7,392)	Axsome Therapeutics Inc	Barclays Bank	20,993
(6,433)	AXT Inc	Morgan Stanley	2,123
(2,211)	AZEK Co Inc	Barclays Bank	2,565
4,630	AZEK Co Inc	Barclays Bank	(5,371)
(11,196)	AZEK Co Inc	Goldman Sachs	18,361

保有高	銘柄	取引相手	未実現純評価益 /(損) (米ドル)
	米国(続き)		
(1,592)	AZEK Co Inc	Morgan Stanley	1,847
414	Aziyo Biologics Inc 'A'	Bank of America Merrill Lynch	(358)
3,029	Aziyo Biologics Inc 'A'	Barclays Bank	(1,560)
1,765	Aziyo Biologics Inc 'A'	Goldman Sachs	(1,527)
244	Aziyo Biologics Inc 'A'	HSBC	(255)
3,185	Aziyo Biologics Inc 'A'	Morgan Stanley	(1,640)
30,875	AZZ Inc	Barclays Bank	(126,279)
7,125	AZZ Inc	Goldman Sachs	(30,566)
10,233	AZZ Inc	Morgan Stanley	(41,853)
(3,910)	B Riley Financial Inc	Barclays Bank	352
(2,599)	B Riley Financial Inc	Goldman Sachs	1,715
(2,692)	B Riley Financial Inc	HSBC	(2,934)
(48,667)	B&G Foods Inc	Bank of America Merrill Lynch	135,294
(13,989)	B&G Foods Inc	Barclays Bank	10,911
6,786	Babcock & Wilcox Enterprises Inc	Barclays Bank	(3,054)
9,464	Babcock & Wilcox Enterprises Inc	Goldman Sachs	(7,477)
3,336	Babcock & Wilcox Enterprises Inc	HSBC	5,171
(1,925)	Badger Meter Inc	Barclays Bank	10,530
(2,613)	Badger Meter Inc	Goldman Sachs	9,128
(19,825)	Badger Meter Inc	HSBC	113,079
41,349	Baker Hughes Co	Goldman Sachs	(57,475)
12,006	Baker Hughes Co	Morgan Stanley	8,284
1,497	Bakkt Holdings Inc	Barclays Bank	(1,452)
19,507	Bakkt Holdings Inc	HSBC	(35,393)
(14,700)	Balchem Corp	Barclays Bank	175,959
(3,192)	Balchem Corp	Goldman Sachs	11,683
(319)	Ball Corp	Barclays Bank	552
(33,035)	Ball Corp	Goldman Sachs	87,543
(31,490)	Ball Corp	Morgan Stanley	54,478
(7,932)	Bally's Corp	Goldman Sachs	56,079
(2,847)	Bally's Corp	HSBC	13,295
(5,917)	Banc of California Inc	Barclays Bank	10,177
(9,500)	Banc of California Inc	Goldman Sachs	18,622
(5,331)	Banc of California Inc	HSBC	10,263
16,362	BancFirst Corp	Barclays Bank	(47,941)
26,090	BancFirst Corp	Goldman Sachs	(96,533)
366	BancFirst Corp	HSBC	(1,523)
12,252	Banco Latinoamericano de Comercio Exterior SA 'E'	Barclays Bank	(5,881)
(13,425)	Bancorp Inc	Barclays Bank	30,072
(18,335)	Bancorp Inc	Goldman Sachs	52,101
(5,312)	Bancorp Inc	HSBC	19,430
908	BancorpSouth Bank	Bank of America Merrill Lynch	(1,771)
(3,673)	BancorpSouth Bank	Barclays Bank	8,815
26,685	BancorpSouth Bank	Goldman Sachs	(52,035)
10,840	BancorpSouth Bank	Morgan Stanley	(26,016)

保有高	銘柄	取引相手	未実現純評価益 /(損) (米ドル)
	米国(続き)		
832	Bandwidth Inc 'A'	Bank of America Merrill Lynch	(4,701)
18,196	Bandwidth Inc 'A'	Barclays Bank	146,114
5,386	Bandwidth Inc 'A'	Goldman Sachs	(30,431)
5,566	Bandwidth Inc 'A'	HSBC	(59,167)
6,040	Bandwidth Inc 'A'	Morgan Stanley	48,501
(8,114)	Bank First Corp	Barclays Bank	25,640
1,531	Bank of America Corp	Morgan Stanley	(3,709)
8,432	Bank of Hawaii Corp	Bank of America Merrill Lynch	(69,986)
10,036	Bank of Hawaii Corp	Barclays Bank	(61,019)
28,048	Bank of Hawaii Corp	Goldman Sachs	(232,798)
16,645	Bank of Hawaii Corp	HSBC	(118,679)
21,261	Bank of Hawaii Corp	Morgan Stanley	(129,267)
6,213	Bank of Marin Bancorp	Barclays Bank	(20,068)
19,838	Bank of Marin Bancorp	Goldman Sachs	(81,336)
9,776	Bank of Marin Bancorp	Morgan Stanley	(31,576)
(18,476)	Bank of New York Mellon Corp	Barclays Bank	52,657
(3,568)	Bank of New York Mellon Corp	HSBC	16,257
(3,469)	Bank of Princeton	Bank of America Merrill Lynch	590
(1,049)	Bank of Princeton	HSBC	399
(416)	Bank of Princeton	Morgan Stanley	83
(14,258)	Bank OZK	Bank of America Merrill Lynch	34,672
(39,043)	Bank OZK	Barclays Bank	84,723
(52,772)	Bank OZK	Goldman Sachs	126,593
(18,748)	Bank OZK	HSBC	49,694
(10,413)	Bank OZK	Morgan Stanley	22,596
2,080	Bank7 Corp	Barclays Bank	(3,952)
3,117	Bank7 Corp	Goldman Sachs	(8,665)
11,376	Bank7 Corp	HSBC	(34,924)
2,252	Bank7 Corp	Morgan Stanley	(4,279)
7,037	BankFinancial Corp	Bank of America Merrill Lynch	(4,715)
57,827	BankFinancial Corp	Goldman Sachs	(38,744)
39,574	BankFinancial Corp	Morgan Stanley	(13,059)
(21,875)	BankUnited Inc	Bank of America Merrill Lynch	70,656
(56,253)	BankUnited Inc	Barclays Bank	161,446
(75,562)	BankUnited Inc	Goldman Sachs	221,807
(75,964)	BankUnited Inc	HSBC	218,168
(24,513)	BankUnited Inc	Morgan Stanley	70,352
(24,920)	Bankwell Financial Group Inc	Bank of America Merrill Lynch	4,361
(1,928)	Bankwell Financial Group Inc	Barclays Bank	935
(1,183)	Bankwell Financial Group Inc	Morgan Stanley	574
(13,021)	Banner Corp	Barclays Bank	60,808
(11,985)	Banner Corp	HSBC	51,077
2,703	Bar Harbor Bankshares	Bank of America Merrill Lynch	(7,974)
20,982	Bar Harbor Bankshares	Barclays Bank	(26,018)
3,636	Bar Harbor Bankshares	Goldman Sachs	(10,726)

保有高	銘柄	取引相手	未実現純評価益 /(損) (米ドル)
	米国(続き)		
5,433	Bar Harbor Bankshares	HSBC	(15,430)
(28,738)	Barnes & Noble Education Inc	Bank of America Merrill Lynch	82,909
(2,092)	Barnes & Noble Education Inc	Barclays Bank	5,659
(26,329)	Barnes Group Inc	Barclays Bank	59,767
(20,864)	Barnes Group Inc	Goldman Sachs	10,641
(1,749)	Barrett Business Services Inc	Bank of America Merrill Lynch	9,969
(2,825)	Barrett Business Services Inc	Barclays Bank	10,820
(4,670)	Barrett Business Services Inc	HSBC	41,843
(5,300)	Barrett Business Services Inc	Morgan Stanley	20,299
(2,141)	Bassett Furniture Industries Inc	Bank of America Merrill Lynch	4,689
(1,624)	Bassett Furniture Industries Inc	Barclays Bank	2,972
(2,188)	Bassett Furniture Industries Inc	Goldman Sachs	4,792
(5,602)	Bausch Health Cos Inc	Barclays Bank	5,714
(4,398)	Bausch Health Cos Inc	Goldman Sachs	10,203
(15,739)	Bausch Health Cos Inc	HSBC	58,549
(10,923)	Baxter International Inc	Morgan Stanley	39,760
7,849	BayCom Corp	Barclays Bank	(10,125)
1,323	BayCom Corp	HSBC	(1,654)
20,694	BayCom Corp	Morgan Stanley	(26,695)
8,012	BBX Capital Corp	Barclays Bank	(21,632)
10,017	BBX Capital Inc	Barclays Bank	(2,404)
(11,489)	BCB Bancorp Inc	Barclays Bank	6,549
(5,154)	BCB Bancorp Inc	Goldman Sachs	3,659
(1,826)	Beacon Roofing Supply Inc	Barclays Bank	9,141
(2,787)	Beacon Roofing Supply Inc	HSBC	22,435
(11,224)	Beacon Roofing Supply Inc	Morgan Stanley	56,681
(2,847)	Beam Global	Barclays Bank	3,445
(2,570)	Beam Therapeutics Inc	Barclays Bank	5,201
1,768	Beam Therapeutics Inc	Goldman Sachs	(11,757)
1,078	Beam Therapeutics Inc	HSBC	(20,773)
(2,784)	Beam Therapeutics Inc	HSBC	45,863
(20,871)	Beauty Health Co	Goldman Sachs	4,824
(21,787)	Beauty Health Co	HSBC	20,223
26,818	Beazer Homes USA Inc	Barclays Bank	(33,523)
7,454	Beazer Homes USA Inc	Goldman Sachs	(12,225)
14,991	Beazer Homes USA Inc	Morgan Stanley	(18,739)
(14,586)	Becton Dickinson and Co	Barclays Bank	46,530
(4,161)	Becton Dickinson and Co	Goldman Sachs	10,187
(9,382)	Becton Dickinson and Co	HSBC	29,741
(7,025)	Becton Dickinson and Co	Morgan Stanley	22,410
4,138	Bed Bath & Beyond Inc	Morgan Stanley	(8,074)
21,943	Bel Fuse Inc 'B'	Barclays Bank	(18,871)
17,501	Bel Fuse Inc 'B'	Goldman Sachs	(35,352)
9,470	Bel Fuse Inc 'B'	HSBC	(24,622)
1,198	Bel Fuse Inc 'B'	Morgan Stanley	(1,030)

保有高	銘柄	取引相手	未実現純評価益 /(損) (米ドル)
	米国(続き)		
4,472	Belden Inc	Barclays Bank	(19,246)
3,856	Belden Inc	Goldman Sachs	(21,214)
2,373	Belden Inc	HSBC	(10,124)
2,305	Belden Inc	Morgan Stanley	(9,888)
(2,297)	BellRing Brands Inc 'A'	Bank of America Merrill Lynch	10,359
(4,705)	BellRing Brands Inc 'A'	Barclays Bank	10,727
(13,923)	BellRing Brands Inc 'A'	Goldman Sachs	62,793
(4,188)	BellRing Brands Inc 'A'	HSBC	17,087
(1,760)	BellRing Brands Inc 'A'	Morgan Stanley	4,013
28,976	Benchmark Electronics Inc	Barclays Bank	(73,599)
31,520	Benchmark Electronics Inc	Goldman Sachs	(85,419)
28,360	Benchmark Electronics Inc	HSBC	(75,721)
2,101	Benchmark Electronics Inc	Morgan Stanley	(5,337)
(37,227)	Benefitfocus Inc	Barclays Bank	1,117
(23,606)	Benefitfocus Inc	Goldman Sachs	8,026
(4,869)	Benefitfocus Inc	HSBC	5,794
(7,380)	Benefitfocus Inc	Morgan Stanley	221
36,663	Benson Hill Inc	Barclays Bank	(3,784)
32,416	Benson Hill Inc	Goldman Sachs	(4,157)
14,670	Benson Hill Inc	HSBC	(6,366)
9,536	Benson Hill Inc	Morgan Stanley	(2,384)
(3,538)	Bentley Systems Inc 'B'	Barclays Bank	5,130
(2,992)	Bentley Systems Inc 'B'	Goldman Sachs	13,539
(4,237)	Bentley Systems Inc 'B'	HSBC	30,528
6,648	Berkeley Lights Inc	Barclays Bank	(8,044)
4,074	Berkeley Lights Inc	Goldman Sachs	(10,360)
2,618	Berkeley Lights Inc	HSBC	(6,227)
1,430	Berkeley Lights Inc	Morgan Stanley	(1,730)
21,307	Berkshire Grey Inc	Barclays Bank	7,244
8,715	Berkshire Grey Inc	Goldman Sachs	(5,926)
16,363	Berkshire Grey Inc	HSBC	(14,890)
(11,609)	Berkshire Hathaway Inc 'B'	Barclays Bank	72,208
(12,071)	Berkshire Hathaway Inc 'B'	Goldman Sachs	71,460
(14,278)	Berkshire Hathaway Inc 'B'	HSBC	132,250
(20,936)	Berkshire Hills Bancorp Inc	Bank of America Merrill Lynch	15,074
(27,169)	Berkshire Hills Bancorp Inc	Barclays Bank	37,493
(29,449)	Berkshire Hills Bancorp Inc	Goldman Sachs	21,203
(11,340)	Berry Corp	Barclays Bank	10,660
(22,561)	Berry Corp	Goldman Sachs	34,744
(19,350)	Berry Corp	HSBC	41,409
(1,642)	Berry Global Group Inc	Bank of America Merrill Lynch	(6,864)
(27,442)	Berry Global Group Inc	Barclays Bank	(123,968)
(1,552)	Berry Global Group Inc	Goldman Sachs	(7,649)
(1,338)	Berry Global Group Inc	HSBC	(5,205)
(10,150)	Berry Global Group Inc	Morgan Stanley	(48,703)

保有高	銘柄	取引相手	未実現純評価益 /(損) (米ドル)
	米国(続き)		
(324)	Best Buy Co Inc	Bank of America Merrill Lynch	7,617
(1,975)	Best Buy Co Inc	Barclays Bank	57,571
(1,629)	Best Buy Co Inc	Goldman Sachs	38,298
(4,940)	Best Buy Co Inc	HSBC	63,258
(655)	Best Buy Co Inc	Morgan Stanley	19,093
(5,249)	Beyond Air Inc	HSBC	(3,632)
11,378	Beyondspring Inc	Barclays Bank	12,516
5,487	Beyondspring Inc	Goldman Sachs	(4,390)
(8,005)	BGC Partners Inc 'A'	Bank of America Merrill Lynch	2,402
(114,332)	BGC Partners Inc 'A'	Barclays Bank	14,126
(265,066)	BGC Partners Inc 'A'	Goldman Sachs	79,520
(106,136)	BGC Partners Inc 'A'	HSBC	49,884
(115,897)	BGC Partners Inc 'A'	Morgan Stanley	15,067
(54,650)	BGSF Inc	Bank of America Merrill Lynch	84,161
(17,150)	BGSF Inc	Barclays Bank	9,604
(8,375)	BGSF Inc	Goldman Sachs	12,898
(2,590)	BGSF Inc	Morgan Stanley	1,450
(3,779)	Big 5 Sporting Goods Corp	Bank of America Merrill Lynch	28,697
(5,025)	Big Lots Inc	Barclays Bank	28,190
(96)	Big Lots Inc	HSBC	616
990	BigCommerce Holdings Inc	Bank of America Merrill Lynch	(9,969)
3,957	BigCommerce Holdings Inc	Barclays Bank	2,414
1,512	BigCommerce Holdings Inc	HSBC	(18,885)
1,006	BigCommerce Holdings Inc	Morgan Stanley	614
92	Biglari Holdings Inc 'A'	Bank of America Merrill Lynch	(1,220)
6	Biglari Holdings Inc 'A'	Barclays Bank	(8)
137	Biglari Holdings Inc 'A'	Goldman Sachs	(1,817)
56	Biglari Holdings Inc 'A'	Morgan Stanley	(71)
1,116	Biglari Holdings Inc 'B'	Barclays Bank	1,373
(234)	Bill.com Holdings Inc	Morgan Stanley	(859)
(2,409)	BioAtla Inc	Barclays Bank	3,469
(1,011)	BioAtla Inc	Goldman Sachs	2,831
(8,703)	BioCryst Pharmaceuticals Inc	Goldman Sachs	(4,613)
(5,340)	BioCryst Pharmaceuticals Inc	HSBC	(604)
69,690	BioDelivery Sciences International Inc	Barclays Bank	(18,468)
6,420	Biodesix Inc	Goldman Sachs	(8,153)
(894)	Biogen Inc	Bank of America Merrill Lynch	13,189
5,571	Biogen Inc	Barclays Bank	(76,546)
2,356	Biogen Inc	Goldman Sachs	(78,573)
(100)	Biogen Inc	Goldman Sachs	(212)
1,694	Biogen Inc	HSBC	(57,986)
(5,214)	Biohaven Pharmaceutical Holding Co Ltd	Barclays Bank	(12,931)
(1,471)	Biohaven Pharmaceutical Holding Co Ltd	Goldman Sachs	7,943
(1,036)	Biohaven Pharmaceutical Holding Co Ltd	HSBC	21,348
(8,677)	Biohaven Pharmaceutical Holding Co Ltd	Morgan Stanley	(21,519)

保有高	銘柄	取引相手	未実現純評価益 /(損) (米ドル)
	米国(続き)		
(1,743)	BioLife Solutions Inc	Barclays Bank	9,663
(926)	BioLife Solutions Inc	Goldman Sachs	841
(3,640)	BioLife Solutions Inc	HSBC	23,480
(4,621)	BioMarin Pharmaceutical Inc	Barclays Bank	1,842
(6,033)	BioMarin Pharmaceutical Inc	Goldman Sachs	8,229
(11,703)	BioMarin Pharmaceutical Inc	HSBC	36,254
2,783	Biomea Fusion Inc	Bank of America Merrill Lynch	1,169
963	Biomea Fusion Inc	Barclays Bank	616
3,315	Biomea Fusion Inc	Goldman Sachs	1,392
7,969	Biomea Fusion Inc	Morgan Stanley	5,100
(14,254)	Bionano Genomics Inc	Barclays Bank	5,488
(8,503)	Bionano Genomics Inc	Goldman Sachs	8,886
(4,076)	Bionano Genomics Inc	HSBC	6,012
(6,911)	Bionano Genomics Inc	Morgan Stanley	2,661
1,115	BioNTech SE ADR	Morgan Stanley	17,628
1,003	Bio-Rad Laboratories Inc 'A'	Barclays Bank	(9,960)
(273)	Bio-Rad Laboratories Inc 'A'	Barclays Bank	2,711
(762)	Bio-Rad Laboratories Inc 'A'	HSBC	(11,141)
(1,500)	Bio-Rad Laboratories Inc 'A'	Morgan Stanley	14,895
(16,107)	BioSig Technologies Inc	Barclays Bank	1,289
(1,702)	Bio-Techne Corp	Barclays Bank	15,539
(128)	Bio-Techne Corp	Goldman Sachs	2,723
(1,468)	Bio-Techne Corp	Morgan Stanley	13,403
(13,458)	Bioventus Inc	Barclays Bank	3,365
(13,165)	Bioventus Inc	Morgan Stanley	3,291
691	Bioxcel Therapeutics Inc	Bank of America Merrill Lynch	(3,182)
3,083	Bioxcel Therapeutics Inc	Barclays Bank	(5,072)
1,099	Bioxcel Therapeutics Inc	HSBC	(12,666)
1,246	Bioxcel Therapeutics Inc	Morgan Stanley	(2,050)
(13,360)	BJ's Restaurants Inc	Goldman Sachs	68,002
16,593	BJ's Wholesale Club Holdings Inc	Goldman Sachs	50,461
21,992	Black Diamond Therapeutics Inc	Barclays Bank	(18,253)
26,618	Black Diamond Therapeutics Inc	Goldman Sachs	(42,056)
26,036	Black Diamond Therapeutics Inc	HSBC	(43,004)
10,258	Black Diamond Therapeutics Inc	Morgan Stanley	(8,514)
24,121	Black Hills Corp	Barclays Bank	(28,463)
91,658	Black Hills Corp	Goldman Sachs	(76,992)
3,154	Black Hills Corp	HSBC	1,703
2,183	Black Knight Inc	Bank of America Merrill Lynch	(2,644)
(13,756)	Black Knight Inc	Barclays Bank	7,703
(8,855)	Black Knight Inc	Goldman Sachs	34,977
(16,693)	Black Knight Inc	Morgan Stanley	9,348
2,624	Black Knight Inc	Morgan Stanley	(1,469)
(1,793)	Blackbaud Inc	Bank of America Merrill Lynch	11,726
(11,926)	Blackbaud Inc	Barclays Bank	66,786

保有高	銘柄	取引相手	未実現純評価益 /(損) (米ドル)
	米国(続き)		
(4,077)	Blackbaud Inc	Goldman Sachs	26,664
(1,400)	Blackline Inc	Barclays Bank	5,208
6,817	Blackline Inc	Barclays Bank	(25,359)
1,496	Blackline Inc	Goldman Sachs	(22,964)
(1,841)	Blackline Inc	Goldman Sachs	28,259
(106)	Blackline Inc	HSBC	1,905
3,093	Blackline Inc	Morgan Stanley	(11,506)
14,507	Blackstone Mortgage Trust Inc 'A' (REIT)	Bank of America Merrill Lynch	(41,780)
74,800	Blackstone Mortgage Trust Inc 'A' (REIT)	Barclays Bank	(65,495)
68,650	Blackstone Mortgage Trust Inc 'A' (REIT)	Goldman Sachs	(197,712)
12,818	Blackstone Mortgage Trust Inc 'A' (REIT)	HSBC	(28,069)
17,450	Blackstone Mortgage Trust Inc 'A' (REIT)	Morgan Stanley	(17,450)
8,180	Blade Air Mobility Inc	Barclays Bank	(818)
2,530	Bloom Energy Corp 'A'	Bank of America Merrill Lynch	(8,585)
16,549	Bloom Energy Corp 'A'	Barclays Bank	(17,398)
7,588	Bloom Energy Corp 'A'	Goldman Sachs	(19,293)
4,620	Bloom Energy Corp 'A'	HSBC	(20,791)
8,096	Bloom Energy Corp 'A'	Morgan Stanley	(9,472)
18,840	Bloomin' Brands Inc	Barclays Bank	(25,999)
48,590	Bloomin' Brands Inc	Goldman Sachs	(96,694)
(22,247)	Blucora Inc	Barclays Bank	24,917
(19,080)	Blucora Inc	Goldman Sachs	30,910
(10,864)	Blucora Inc	HSBC	15,337
(6,703)	Blucora Inc	Morgan Stanley	7,507
(13,489)	Blue Apron Holdings Inc 'A'	Bank of America Merrill Lynch	(26,998)
(3,074)	Blue Bird Corp	Bank of America Merrill Lynch	12,542
(24,740)	Blue Bird Corp	Barclays Bank	63,334
(19,637)	Blue Bird Corp	Goldman Sachs	80,119
(3,962)	Blue Bird Corp	HSBC	16,284
(6,773)	Blue Bird Corp	Morgan Stanley	17,339
(40,846)	Blue Foundry Bancorp	Barclays Bank	18,413
2,149	Blue Ridge Bankshares Inc	Bank of America Merrill Lynch	(1,461)
5,073	Blue Ridge Bankshares Inc	Barclays Bank	(1,978)
7,255	Blue Ridge Bankshares Inc	Goldman Sachs	(4,933)
6,295	Blue Ridge Bankshares Inc	Morgan Stanley	(2,455)
(26,956)	Bluebird Bio Inc	Barclays Bank	2,426
(37,406)	Bluebird Bio Inc	Goldman Sachs	32,868
(1,936)	Bluebird Bio Inc	HSBC	598
(5,247)	Bluebird Bio Inc	Morgan Stanley	472
(2,266)	BlueLinx Holdings Inc	Barclays Bank	8,090
(1,254)	BlueLinx Holdings Inc	Goldman Sachs	3,235
(614)	BlueLinx Holdings Inc	HSBC	(731)
(467)	Blueprint Medicines Corp	Bank of America Merrill Lynch	4,203
(5,158)	Blueprint Medicines Corp	Barclays Bank	53,644
(22,195)	Blueprint Medicines Corp	Goldman Sachs	372,792

保有高	銘柄	取引相手	未実現純評価益 /(損) (米ドル)
	米国(続き)		
(10,498)	Blueprint Medicines Corp	HSBC	165,690
(4,353)	Blueprint Medicines Corp	Morgan Stanley	45,271
(5,453)	Bluerock Residential Growth Inc (REIT)	Goldman Sachs	1,254
523	BM Technologies Inc	Barclays Bank	439
(9,222)	Boeing Co	Barclays Bank	124,405
(2,088)	Boeing Co	Goldman Sachs	76,588
(1,929)	Boeing Co	HSBC	50,675
(7,050)	Boeing Co	Morgan Stanley	95,104
(7,471)	Bogota Financial Corp	Barclays Bank	(112)
2,061	Boise Cascade Co	Barclays Bank	(14,262)
20,068	Boise Cascade Co	Goldman Sachs	(50,571)
2,497	Bolt Biotherapeutics Inc	Bank of America Merrill Lynch	(2,222)
5,779	Bolt Biotherapeutics Inc	Barclays Bank	6,241
7,461	Bolt Biotherapeutics Inc	HSBC	(19,772)
135	Booking Holdings Inc	Bank of America Merrill Lynch	(34,525)
1,101	Booking Holdings Inc	Barclays Bank	(162,794)
159	Booking Holdings Inc	Goldman Sachs	(40,663)
27	Booking Holdings Inc	HSBC	(5,858)
504	Booking Holdings Inc	Morgan Stanley	(74,522)
2,515	Boot Barn Holdings Inc	Barclays Bank	(18,058)
4,486	Boot Barn Holdings Inc	Goldman Sachs	10,363
1,203	Boot Barn Holdings Inc	HSBC	5,173
554	Boot Barn Holdings Inc	Morgan Stanley	(3,978)
(2,774)	Booz Allen Hamilton Holding Corp	Barclays Bank	9,376
(8,535)	Booz Allen Hamilton Holding Corp	Goldman Sachs	33,628
(9,437)	Booz Allen Hamilton Holding Corp	HSBC	32,848
5,882	BorgWarner Inc	Bank of America Merrill Lynch	(25,170)
84,192	BorgWarner Inc	Barclays Bank	(282,885)
107,717	BorgWarner Inc	Goldman Sachs	(487,958)
50,499	BorgWarner Inc	HSBC	(151,349)
42,329	BorgWarner Inc	Morgan Stanley	(142,225)
(466)	Boston Beer Co Inc 'A'	Bank of America Merrill Lynch	(1,162)
(125)	Boston Beer Co Inc 'A'	Barclays Bank	153
(288)	Boston Beer Co Inc 'A'	HSBC	(4,813)
(1,075)	Boston Omaha Corp 'A'	Barclays Bank	2,268
(12,645)	Boston Omaha Corp 'A'	Morgan Stanley	26,681
(1,791)	Boston Properties Inc (REIT)	Barclays Bank	18,107
(20,983)	Boston Properties Inc (REIT)	HSBC	218,853
6,505	Boston Scientific Corp	Bank of America Merrill Lynch	(17,433)
13,396	Boston Scientific Corp	Barclays Bank	(20,935)
17,891	Boston Scientific Corp	Goldman Sachs	(34,943)
5,362	Bottomline Technologies DE Inc	Goldman Sachs	(13,405)
33,055	Box Inc 'A'	Barclays Bank	11,900
7,521	Box Inc 'A'	Goldman Sachs	(12,334)
5,387	Box Inc 'A'	HSBC	(11,905)

保有高	銘柄	取引相手	未実現純評価益 /(損) (米ドル)
	米国(続き)		
15,974	Box Inc 'A'	Morgan Stanley	5,751
5,834	Boyd Gaming Corp	Barclays Bank	(3,610)
20,502	Boyd Gaming Corp	Goldman Sachs	(41,482)
(3,607)	Boyd Gaming Corp	Goldman Sachs	1,414
16,862	Boyd Gaming Corp	HSBC	(65,104)
(6,966)	Boyd Gaming Corp	HSBC	9,556
5,318	Boyd Gaming Corp	Morgan Stanley	(3,350)
(19,864)	Brady Corp 'A'	Barclays Bank	11,124
(2,828)	Brady Corp 'A'	Goldman Sachs	13,461
62,910	Braemar Hotels & Resorts Inc (REIT)	Bank of America Merrill Lynch	(36,488)
52,585	Braemar Hotels & Resorts Inc (REIT)	Barclays Bank	(19,982)
37,581	Braemar Hotels & Resorts Inc (REIT)	Goldman Sachs	(21,797)
63,919	Braemar Hotels & Resorts Inc (REIT)	HSBC	(60,723)
47,902	Braemar Hotels & Resorts Inc (REIT)	Morgan Stanley	(18,203)
(57,881)	BrainStorm Cell Therapeutics Inc	Barclays Bank	(51,514)
(8,367)	BrainStorm Cell Therapeutics Inc	Goldman Sachs	(5,522)
101,954	Brandywine Realty Trust (REIT)	Barclays Bank	(114,188)
83,598	Brandywine Realty Trust (REIT)	Goldman Sachs	(123,559)
34,215	Brandywine Realty Trust (REIT)	HSBC	(28,398)
8,092	Brandywine Realty Trust (REIT)	Morgan Stanley	(9,063)
36,640	Bridgebio Pharma Inc	Barclays Bank	(59,724)
11,255	Bridgebio Pharma Inc	Goldman Sachs	(74,771)
7,735	Bridgebio Pharma Inc	HSBC	(56,750)
651	Bridgebio Pharma Inc	Morgan Stanley	481
(3,643)	Bridgewater Bancshares Inc	Barclays Bank	4,736
(3,797)	Bridgewater Bancshares Inc	Goldman Sachs	6,006
(2,655)	Bridgewater Bancshares Inc	HSBC	4,110
(262)	Bridgford Foods Corp	Bank of America Merrill Lynch	149
(6,472)	Bridgford Foods Corp	Barclays Bank	1,359
(3,165)	Bridgford Foods Corp	Goldman Sachs	1,804
(299)	Bridgford Foods Corp	HSBC	218
(826)	Bridgford Foods Corp	Morgan Stanley	173
3,518	Briggs & Stratton Corp*	Barclays Bank	-
32,162	Briggs & Stratton Corp*	Goldman Sachs	(32)
12,926	Brigham Minerals Inc 'A'	Barclays Bank	(8,561)
1,169	Brigham Minerals Inc 'A'	Goldman Sachs	(825)
2,554	Brigham Minerals Inc 'A'	HSBC	(5,147)
(10,494)	Bright Health Group Inc	Bank of America Merrill Lynch	13,222
82,138	Bright Health Group Inc	Goldman Sachs	(103,494)
361	Bright Horizons Family Solutions Inc	Bank of America Merrill Lynch	(4,386)
3,284	Bright Horizons Family Solutions Inc	Barclays Bank	1,314
2,733	Bright Horizons Family Solutions Inc	Goldman Sachs	(33,206)
1,485	Bright Horizons Family Solutions Inc	HSBC	(33,309)
3,893	Bright Horizons Family Solutions Inc	Morgan Stanley	714
(2,613)	Brightcove Inc	Goldman Sachs	1,071

保有高	銘柄	取引相手	未実現純評価益 /(損) (米ドル)
	米国(続き)		
(4,763)	Brightcove Inc	Morgan Stanley	1,286
13,012	Bighthouse Financial Inc	Barclays Bank	(44,891)
6,551	Bighthouse Financial Inc	Goldman Sachs	(38,520)
20,747	Bighthouse Financial Inc	HSBC	(82,781)
(18,367)	BrightSphere Investment Group Inc	Bank of America Merrill Lynch	3,490
(37,112)	BrightSphere Investment Group Inc	Barclays Bank	(6,309)
(37,325)	BrightSphere Investment Group Inc	Goldman Sachs	6,244
(11,798)	BrightSphere Investment Group Inc	Morgan Stanley	(2,006)
(14,413)	BrightSpire Capital Inc (REIT)	Barclays Bank	1,730
(27,147)	BrightSpire Capital Inc (REIT)	Goldman Sachs	2,172
(24,312)	BrightSpire Capital Inc (REIT)	HSBC	2,614
(46,374)	BrightSpire Capital Inc (REIT)	Morgan Stanley	5,565
10,814	BrightView Holdings Inc	Bank of America Merrill Lynch	(30,604)
18,684	BrightView Holdings Inc	Barclays Bank	(21,860)
32,329	BrightView Holdings Inc	Goldman Sachs	(91,491)
3,243	BrightView Holdings Inc	HSBC	(4,058)
8,244	BrightView Holdings Inc	Morgan Stanley	(9,645)
5,640	Brinker International Inc	Barclays Bank	(24,151)
3,160	Brinker International Inc	Goldman Sachs	(22,792)
5,703	Brinker International Inc	HSBC	(34,331)
(8,431)	Brink's Co	Barclays Bank	39,457
(5,162)	Brink's Co	Goldman Sachs	31,437
35,675	Bristol-Myers Squibb Co	Barclays Bank	(112,020)
(6,111)	Bristow Group Inc	Bank of America Merrill Lynch	37,827
(14,022)	Bristow Group Inc	Barclays Bank	38,140
(9,125)	Bristow Group Inc	Goldman Sachs	56,484
(6,432)	Bristow Group Inc	Morgan Stanley	17,495
24,464	Brixmor Property Group Inc (REIT)	Bank of America Merrill Lynch	(40,855)
83,840	Brixmor Property Group Inc (REIT)	Barclays Bank	(170,195)
49,445	Brixmor Property Group Inc (REIT)	Goldman Sachs	(82,573)
42,773	Brixmor Property Group Inc (REIT)	HSBC	(75,280)
12,803	Brixmor Property Group Inc (REIT)	Morgan Stanley	(25,990)
(3,876)	Broadcom Inc	Barclays Bank	(41,511)
(8,875)	Broadcom Inc	Goldman Sachs	15,798
(5,998)	Broadcom Inc	HSBC	(30,230)
(5,073)	Broadcom Inc	Morgan Stanley	(54,332)
64,829	Broadmark Realty Capital Inc (REIT)	Barclays Bank	(38,897)
26,691	Broadmark Realty Capital Inc (REIT)	Goldman Sachs	(21,887)
8,949	Broadmark Realty Capital Inc (REIT)	HSBC	(11,097)
12,562	Broadmark Realty Capital Inc (REIT)	Morgan Stanley	(7,537)
9,742	Broadridge Financial Solutions Inc	Barclays Bank	9,546
8,808	Broadridge Financial Solutions Inc	Goldman Sachs	1,604
1,633	Broadridge Financial Solutions Inc	HSBC	2,540
2,266	Broadridge Financial Solutions Inc	Morgan Stanley	1,473
8,340	Broadway Gold Mining Ltd	HSBC	(6,755)

保有高	銘柄	取引相手	未実現純評価益 /(損) (米ドル)
	米国(続き)		
27,995	Broadway Gold Mining Ltd	Morgan Stanley	(4,199)
(65,096)	Brookdale Senior Living Inc	Morgan Stanley	12,368
11,808	Brookfield Infrastructure Corp 'A'	Barclays Bank	23,852
10,001	Brookfield Infrastructure Corp 'A'	Goldman Sachs	(28,803)
427	Brookfield Infrastructure Corp 'A'	HSBC	(2,400)
7,658	Brookfield Renewable Corp 'A'	Bank of America Merrill Lynch	(17,077)
17,824	Brookfield Renewable Corp 'A'	Barclays Bank	(16,525)
4,610	Brookfield Renewable Corp 'A'	Goldman Sachs	(9,761)
26,409	Brookfield Renewable Corp 'A'	HSBC	(78,472)
2,715	Brookfield Renewable Corp 'A'	Morgan Stanley	(2,905)
(5,888)	Brooks Automation Inc	Barclays Bank	5,417
(3,132)	Brooks Automation Inc	Goldman Sachs	(3,915)
(1,405)	Brooks Automation Inc	HSBC	11,928
8,850	Brown & Brown Inc	Bank of America Merrill Lynch	(90)
5,602	Brown & Brown Inc	Goldman Sachs	(3,073)
18,305	Brown & Brown Inc	HSBC	44,115
3,346	Brown & Brown Inc	Morgan Stanley	(535)
2,991	Brown-Forman Corp 'A'	Morgan Stanley	(3,051)
3,318	Brown-Forman Corp 'B'	Bank of America Merrill Lynch	3,731
5,285	Brown-Forman Corp 'B'	Barclays Bank	(6,458)
27,106	Brown-Forman Corp 'B'	Goldman Sachs	17,636
6,882	Brown-Forman Corp 'B'	HSBC	(2,614)
13,170	Brown-Forman Corp 'B'	Morgan Stanley	(20,018)
2,267	BRP Group Inc 'A'	Goldman Sachs	(12,469)
5,827	BRP Group Inc 'A'	HSBC	(25,814)
1,583	BRP Group Inc 'A'	Morgan Stanley	(2,422)
22,177	BRT Apartments Corp (REIT)	Goldman Sachs	(28,165)
14,712	BRT Apartments Corp (REIT)	Morgan Stanley	(8,239)
14,064	Bruker Corp	Bank of America Merrill Lynch	37,129
7,537	Bruker Corp	Barclays Bank	31,881
11,417	Bruker Corp	Goldman Sachs	30,141
12,851	Bruker Corp	HSBC	23,775
7,149	Bruker Corp	Morgan Stanley	30,240
(8,801)	Brunswick Corp	Bank of America Merrill Lynch	69,207
(13,321)	Brunswick Corp	Barclays Bank	88,718
(17,796)	Brunswick Corp	Goldman Sachs	143,417
(12,301)	Brunswick Corp	HSBC	79,805
(4,913)	Brunswick Corp	Morgan Stanley	32,778
(12,121)	Bryn Mawr Bank Corp	Bank of America Merrill Lynch	56,363
(27,844)	Bryn Mawr Bank Corp	Barclays Bank	96,897
(415)	Bryn Mawr Bank Corp	Goldman Sachs	1,930
(1,722)	Bryn Mawr Bank Corp	Morgan Stanley	5,993
4,069	BTRS Holdings Inc	Bank of America Merrill Lynch	(5,575)
34,434	BTRS Holdings Inc	Barclays Bank	(50,274)
45,195	BTRS Holdings Inc	Goldman Sachs	(63,709)

保有高	銘柄	取引相手	未実現純評価益 /(損) (米ドル)
	米国(続き)		
20,503	BTRS Holdings Inc	HSBC	(30,663)
25,062	BTRS Holdings Inc	Morgan Stanley	(36,591)
5,910	Buckle Inc	Barclays Bank	(26,181)
8,370	Buckle Inc	Goldman Sachs	(23,101)
11,658	Builders FirstSource Inc	Bank of America Merrill Lynch	41,735
29,828	Builders FirstSource Inc	Barclays Bank	(36,390)
36,256	Builders FirstSource Inc	Goldman Sachs	83,860
5,738	Builders FirstSource Inc	HSBC	4,722
34,420	Builders FirstSource Inc	Morgan Stanley	(41,992)
8,390	Bunge Ltd	Barclays Bank	(50,172)
9,426	Bunge Ltd	Morgan Stanley	(56,368)
1,496	Burford Capital Ltd	Bank of America Merrill Lynch	(1,376)
23,383	Burford Capital Ltd	Barclays Bank	(2,338)
17,813	Burford Capital Ltd	Goldman Sachs	(16,388)
22,193	Burford Capital Ltd	HSBC	(26,410)
(7,469)	Burlington Stores Inc	Barclays Bank	(209,580)
(5,031)	Burlington Stores Inc	Goldman Sachs	(84,958)
(2,536)	Burlington Stores Inc	Morgan Stanley	(71,160)
9,826	Business First Bancshares Inc	Barclays Bank	(7,959)
8,529	Business First Bancshares Inc	Goldman Sachs	(4,435)
2,528	Business First Bancshares Inc	HSBC	(1,921)
842	Business First Bancshares Inc	Morgan Stanley	(682)
(34,965)	Butterfly Network Inc	Barclays Bank	17,483
(4,181)	Butterfly Network Inc	Goldman Sachs	1,129
(3,995)	Butterfly Network Inc	HSBC	11,825
(1,798)	Butterfly Network Inc	Morgan Stanley	899
4,001	BWX Technologies Inc	Bank of America Merrill Lynch	(20,125)
3,927	BWX Technologies Inc	Barclays Bank	(12,095)
5,968	BWX Technologies Inc	Goldman Sachs	(15,269)
3,413	Byline Bancorp Inc	Bank of America Merrill Lynch	(3,959)
12,652	Byline Bancorp Inc	Barclays Bank	(21,508)
20,177	Byline Bancorp Inc	Goldman Sachs	(23,405)
3,334	Byline Bancorp Inc	HSBC	(4,734)
11,984	Byline Bancorp Inc	Morgan Stanley	(20,373)
(2,352)	C&F Financial Corp	Barclays Bank	1,000
(60)	C&F Financial Corp	Goldman Sachs	125
2,171	C3.ai Inc 'A'	Bank of America Merrill Lynch	(19,477)
8,154	C3.ai Inc 'A'	Barclays Bank	7,909
8,326	C3.ai Inc 'A'	Goldman Sachs	(69,877)
7,925	C3.ai Inc 'A'	HSBC	(3,342)
7,814	C3.ai Inc 'A'	Morgan Stanley	6,795
7,584	C4 Therapeutics Inc	Barclays Bank	(4,778)
3,350	Cabaletta Bio Inc	Bank of America Merrill Lynch	(2,111)
15,719	Cabaletta Bio Inc	Barclays Bank	7,702
3,347	Cabaletta Bio Inc	Goldman Sachs	(2,109)

保有高	銘柄	取引相手	未実現純評価益 /(損) (米ドル)
	米国(続き)		
15,063	Cabaletta Bio Inc	HSBC	(22,595)
11,050	Cabaletta Bio Inc	Morgan Stanley	5,415
431	Cable One Inc	Barclays Bank	(6,004)
183	Cable One Inc	Goldman Sachs	(3,126)
81	Cable One Inc	Morgan Stanley	(1,128)
(4,521)	Cabot Corp	Bank of America Merrill Lynch	20,932
(62,844)	Cabot Corp	Barclays Bank	372,665
(16,422)	Cabot Corp	Goldman Sachs	76,034
(8,639)	Cabot Corp	HSBC	45,959
(13,508)	Cabot Corp	Morgan Stanley	80,102
(871)	CACI International Inc 'A'	Bank of America Merrill Lynch	8,379
(3,188)	CACI International Inc 'A'	Barclays Bank	27,098
(4,285)	CACI International Inc 'A'	Goldman Sachs	56,731
(850)	CACI International Inc 'A'	HSBC	19,065
(1,290)	Cactus Inc 'A'	Barclays Bank	1,135
(2,908)	Cactus Inc 'A'	Goldman Sachs	13,260
(6,187)	Cactus Inc 'A'	HSBC	36,008
(11,579)	Cactus Inc 'A'	Morgan Stanley	10,190
(722)	Cadence Design Systems Inc	Bank of America Merrill Lynch	(1,244)
(991)	Cadence Design Systems Inc	Barclays Bank	(188)
(607)	Cadence Design Systems Inc	Goldman Sachs	823
(716)	Cadence Design Systems Inc	HSBC	(2,379)
11,009	Cadence Design Systems Inc	Morgan Stanley	2,092
(1,118)	Cadence Design Systems Inc	Morgan Stanley	(212)
(15,014)	Cadiz Inc	Barclays Bank	13,513
(33,709)	Cadiz Inc	HSBC	63,036
(3,365)	Caesars Entertainment Inc	Barclays Bank	10,095
(3,311)	Caesars Entertainment Inc	Goldman Sachs	22,692
(773)	Caesars Entertainment Inc	HSBC	8,244
2,133	Caesarstone Ltd	Barclays Bank	(1,578)
3,181	Caesarstone Ltd	HSBC	(4,962)
11,961	Caesarstone Ltd	Morgan Stanley	(8,851)
(70,018)	CalAmp Corp	Barclays Bank	40,610
(19,984)	CalAmp Corp	Goldman Sachs	15,987
(4,259)	CalAmp Corp	HSBC	3,748
(44,659)	CalAmp Corp	Morgan Stanley	25,902
2,525	Calavo Growers Inc	Barclays Bank	(3,081)
1,643	Calavo Growers Inc	Goldman Sachs	(1,906)
4,881	Caledonia Mining Corp Plc	Barclays Bank	(2,416)
7,674	Caledonia Mining Corp Plc	Goldman Sachs	(8,787)
(2,282)	Caleres Inc	Barclays Bank	9,105
(14,057)	Caleres Inc	Goldman Sachs	37,532
(15,922)	Caleres Inc	HSBC	36,621
(18,332)	Caleres Inc	Morgan Stanley	73,145
4,179	California BanCorp	Bank of America Merrill Lynch	(2,298)

保有高	銘柄	取引相手	未実現純評価益 /(損) (米ドル)
	米国(続き)		
10,321	California BanCorp	Barclays Bank	(4,128)
5,398	California BanCorp	Goldman Sachs	(2,969)
4,610	California BanCorp	HSBC	(3,826)
3,512	California BanCorp	Morgan Stanley	(1,405)
(9,720)	California Resources Corp	Barclays Bank	19,051
(477)	California Resources Corp	Goldman Sachs	720
(1,197)	California Resources Corp	Morgan Stanley	2,346
(18,936)	California Water Service Group	Goldman Sachs	(1,894)
(8,608)	California Water Service Group	HSBC	(5,681)
(12,635)	California Water Service Group	Morgan Stanley	44,602
16,155	Calithera Biosciences Inc	Bank of America Merrill Lynch	(2,908)
36,803	Calithera Biosciences Inc	Goldman Sachs	(6,625)
12,913	Calithera Biosciences Inc	HSBC	(622)
6,711	Calithera Biosciences Inc	Morgan Stanley	(516)
2,675	Calix Inc	Barclays Bank	(8,480)
5,756	Calix Inc	Goldman Sachs	(16,348)
2,246	Calix Inc	HSBC	(8,224)
1,016	Callaway Golf Co	Bank of America Merrill Lynch	(2,642)
4,231	Callaway Golf Co	Barclays Bank	(5,224)
(2,685)	Callaway Golf Co	Goldman Sachs	6,981
4,915	Callaway Golf Co	Goldman Sachs	(8,424)
20,799	Callaway Golf Co	HSBC	(44,132)
(2,421)	Callaway Golf Co	Morgan Stanley	3,486
3,427	Callaway Golf Co	Morgan Stanley	(3,173)
1,203	Callon Petroleum Co	HSBC	(11,248)
1,325	Callon Petroleum Co	Morgan Stanley	(3,299)
(55,059)	Cal-Maine Foods Inc	Barclays Bank	47,901
(19,076)	Calyxt Inc	Barclays Bank	5,341
(1,463)	Cambium Networks Corp	Barclays Bank	73
(70)	Cambium Networks Corp	Goldman Sachs	155
(682)	Cambium Networks Corp	HSBC	1,302
(8,428)	Cambium Networks Corp	Morgan Stanley	421
(8,700)	Cambridge Bancorp	Goldman Sachs	37,758
(7,467)	Cambridge Bancorp	HSBC	52,194
(1,528)	Cambridge Bancorp	Morgan Stanley	8,664
12,348	Camden National Corp	Bank of America Merrill Lynch	(50,256)
18,687	Camden National Corp	Barclays Bank	(57,556)
5,474	Camden National Corp	Goldman Sachs	(22,279)
4,325	Camden Property Trust (REIT)	Barclays Bank	9,342
16,455	Camden Property Trust (REIT)	Goldman Sachs	11,519
10,925	Camden Property Trust (REIT)	HSBC	73,962
82,765	Campbell Soup Co	Barclays Bank	(828)
28,267	Campbell Soup Co	Goldman Sachs	(16,622)
22,550	Campbell Soup Co	HSBC	494
1,501	Camping World Holdings Inc 'A'	Barclays Bank	1,051

保有高	銘柄	取引相手	未実現純評価益 /(損) (米ドル)
	米国(続き)		
10,423	Camping World Holdings Inc 'A'	Goldman Sachs	23,572
12,182	Camping World Holdings Inc 'A'	HSBC	36,302
1,781	Camping World Holdings Inc 'A'	Morgan Stanley	1,247
1,586	Candel Therapeutics Inc	HSBC	(1,887)
(6,031)	Cannae Holdings Inc	Barclays Bank	19,239
(24,234)	Cannae Holdings Inc	Goldman Sachs	76,095
(27,393)	Cannae Holdings Inc	HSBC	143,539
18,207	Cano Health Inc	Bank of America Merrill Lynch	5,232
27,054	Cano Health Inc	Barclays Bank	7,505
28,210	Cano Health Inc	Goldman Sachs	(47,957)
46,363	Cano Health Inc	HSBC	(6,505)
10,030	Cano Health Inc	Morgan Stanley	2,407
(15,925)	Canoo Inc	HSBC	(53,428)
(14,746)	Cantaloupe Inc	Bank of America Merrill Lynch	20,939
(20,048)	Cantaloupe Inc	Barclays Bank	9,824
(24,028)	Cantaloupe Inc	Goldman Sachs	34,120
(6,750)	Cantaloupe Inc	HSBC	17,550
(6,984)	Cantaloupe Inc	Morgan Stanley	3,422
(6,213)	Capital Bancorp Inc	Bank of America Merrill Lynch	5,902
(6,153)	Capital Bancorp Inc	Barclays Bank	5,107
(3,796)	Capital Bancorp Inc	Goldman Sachs	3,606
(1,478)	Capital Bancorp Inc	HSBC	1,332
(5,576)	Capital Bancorp Inc	Morgan Stanley	4,628
40,817	Capital City Bank Group Inc	Bank of America Merrill Lynch	(54,695)
41,877	Capital City Bank Group Inc	Barclays Bank	(73,285)
67,850	Capital City Bank Group Inc	Goldman Sachs	(90,919)
23,551	Capital City Bank Group Inc	HSBC	(44,511)
76,559	Capital City Bank Group Inc	Morgan Stanley	(133,978)
3,258	Capital One Financial Corp	Barclays Bank	(31,087)
211	Capital One Financial Corp	Goldman Sachs	(2,410)
3,981	Capital One Financial Corp	HSBC	(11,954)
183	Capital One Financial Corp	Morgan Stanley	(1,513)
(45,031)	Capitol Federal Financial Inc	Barclays Bank	41,879
(26,366)	Capitol Federal Financial Inc	Goldman Sachs	31,903
(21,603)	Capitol Federal Financial Inc	HSBC	27,004
4,188	Capstar Financial Holdings Inc	Bank of America Merrill Lynch	(5,654)
40,496	Capstar Financial Holdings Inc	Barclays Bank	(54,265)
29,175	Capstar Financial Holdings Inc	Goldman Sachs	(39,386)
28,931	Capstar Financial Holdings Inc	HSBC	(52,076)
2,677	Capstar Financial Holdings Inc	Morgan Stanley	(3,587)
(5,444)	Cara Therapeutics Inc	Bank of America Merrill Lynch	12,957
(9,755)	Cara Therapeutics Inc	Barclays Bank	3,609
(4,715)	Cara Therapeutics Inc	Morgan Stanley	1,745
(31,489)	Cardiff Oncology Inc	Bank of America Merrill Lynch	-
(6,154)	Cardiff Oncology Inc	Barclays Bank	(492)

保有高	銘柄	取引相手	未実現純評価益 /(損) (米ドル)
	米国(続き)		
(8,947)	Cardiff Oncology Inc	Goldman Sachs	-
(7,320)	Cardiff Oncology Inc	HSBC	2,050
10,782	Cardinal Health Inc	Barclays Bank	(15,742)
2,727	Cardinal Health Inc	Goldman Sachs	(9,899)
3,420	Cardinal Health Inc	HSBC	(6,961)
1,878	Cardinal Health Inc	Morgan Stanley	(2,742)
(2,845)	Cardinal Health Inc	Morgan Stanley	4,154
(8,214)	Cardiovascular Systems Inc	Goldman Sachs	7,159
2,829	Cardlytics Inc	Barclays Bank	113
2,139	Cardlytics Inc	HSBC	(21,912)
(927)	CareDx Inc	Bank of America Merrill Lynch	2,512
(9,324)	CareDx Inc	Barclays Bank	(28,947)
(9,317)	CareDx Inc	Goldman Sachs	23,653
(5,049)	CareDx Inc	HSBC	4,040
(6,655)	CareDx Inc	Morgan Stanley	(20,498)
1,454	CareMax Inc	Bank of America Merrill Lynch	(3,053)
10,456	CareMax Inc	Barclays Bank	(4,392)
1,708	CareMax Inc	HSBC	(3,467)
3,365	CareMax Inc	Morgan Stanley	(1,413)
(10,195)	CareTrust Inc (REIT)	Barclays Bank	8,223
(28,518)	CareTrust Inc (REIT)	Goldman Sachs	18,737
(15,954)	CareTrust Inc (REIT)	HSBC	11,879
(12,767)	Cargurus Inc	Barclays Bank	1,659
(4,809)	Cargurus Inc	Goldman Sachs	4,521
(9,665)	Cargurus Inc	HSBC	(12,951)
(1,222)	Cargurus Inc	Morgan Stanley	159
(28,348)	Carlisle Cos Inc	Barclays Bank	264,203
(25,555)	Carlisle Cos Inc	Goldman Sachs	265,772
(11,168)	Carlisle Cos Inc	HSBC	78,734
1,670	Carlyle Group Inc	Bank of America Merrill Lynch	(5,010)
10,903	Carlyle Group Inc	Barclays Bank	(14,065)
1,689	CarMax Inc	Bank of America Merrill Lynch	(6,850)
5,070	CarMax Inc	Barclays Bank	(9,801)
164	CarMax Inc	Goldman Sachs	(746)
252	CarMax Inc	HSBC	(719)
218	CarMax Inc	Morgan Stanley	(440)
(71,967)	Carnival Corp	Barclays Bank	198,269
3,432	Carnival Corp	Barclays Bank	(961)
(28,179)	Carnival Corp	Goldman Sachs	133,146
2,000	Carnival Corp	Goldman Sachs	(5,689)
32,611	Carnival Corp	Morgan Stanley	(89,843)
(5,385)	CarParts.com Inc	Bank of America Merrill Lynch	12,143
(1,484)	CarParts.com Inc	Barclays Bank	1,017
(2,911)	CarParts.com Inc	Goldman Sachs	6,564
(5,376)	CarParts.com Inc	HSBC	7,908

保有高	銘柄	取引相手	未実現純評価益 /(損) (米ドル)
	米国(続き)		
(18,858)	Carpenter Technology Corp	Barclays Bank	55,820
(47,957)	Carpenter Technology Corp	Goldman Sachs	250,815
(728)	Carpenter Technology Corp	HSBC	4,048
567	Carriage Services Inc	Bank of America Merrill Lynch	329
3,799	Carriage Services Inc	Barclays Bank	(6,040)
2,271	Carriage Services Inc	Goldman Sachs	(1,746)
456	Carriage Services Inc	HSBC	538
1,733	Carriage Services Inc	Morgan Stanley	(2,755)
(13,825)	Carrier Global Corp	Bank of America Merrill Lynch	281
(28,817)	Carrier Global Corp	Barclays Bank	19,308
(41,402)	Carrier Global Corp	Goldman Sachs	443
(27,972)	Carrier Global Corp	HSBC	(35,625)
23,923	Carrols Restaurant Group Inc	Barclays Bank	239
(28,536)	Cars.com Inc	Goldman Sachs	(117,854)
(5,698)	Carter Bankshares Inc	Morgan Stanley	6,268
(2,648)	Carter 's Inc	Bank of America Merrill Lynch	16,926
3,512	Carter 's Inc	Barclays Bank	(4,671)
5,709	Carter 's Inc	Goldman Sachs	(32,598)
2,991	Carter 's Inc	HSBC	(10,887)
(5,964)	Carter 's Inc	HSBC	30,046
(1,186)	Carvana Co	Barclays Bank	(3,914)
(1,970)	Carvana Co	Goldman Sachs	12,009
(3,618)	Carvana Co	HSBC	16,453
(425)	Carvana Co	Morgan Stanley	(1,403)
20,380	Casa Systems Inc	Goldman Sachs	(18,342)
(14,028)	Casella Waste Systems Inc 'A'	Barclays Bank	12,906
(7,776)	Casella Waste Systems Inc 'A'	Goldman Sachs	855
(95)	Casella Waste Systems Inc 'A'	HSBC	(81)
(31,500)	Casella Waste Systems Inc 'A'	Morgan Stanley	28,980
83	Casey 's General Stores Inc	Bank of America Merrill Lynch	139
3,097	Casey 's General Stores Inc	Barclays Bank	588
1,109	Casey 's General Stores Inc	Goldman Sachs	1,852
417	Casey 's General Stores Inc	HSBC	(505)
2,539	Casey 's General Stores Inc	Morgan Stanley	482
31,516	Casper Sleep Inc	Barclays Bank	(1,418)
14,672	Casper Sleep Inc	Goldman Sachs	(2,861)
(13,859)	Cass Information Systems Inc	Barclays Bank	58,346
(4,578)	Cass Information Systems Inc	Goldman Sachs	19,273
(10,899)	Cass Information Systems Inc	HSBC	52,642
(25,675)	Cass Information Systems Inc	Morgan Stanley	108,092
(435)	Castle Biosciences Inc	Goldman Sachs	4,637
(477)	Castle Biosciences Inc	HSBC	3,576
(2,680)	Castle Biosciences Inc	Morgan Stanley	9,112
99,579	Castlight Health Inc 'B'	Bank of America Merrill Lynch	(29,376)
94,076	Castlight Health Inc 'B'	Barclays Bank	(13,641)

保有高	銘柄	取引相手	未実現純評価益 /(損) (米ドル)
	米国(続き)		
26,872	Castlight Health Inc 'B'	Goldman Sachs	(7,927)
109,615	Castlight Health Inc 'B'	Morgan Stanley	(15,894)
1,828	Catalent Inc	Bank of America Merrill Lynch	5,557
(12,018)	Catalent Inc	Barclays Bank	(31,247)
(13,820)	Catalent Inc	Goldman Sachs	(42,013)
986	Catalent Inc	Goldman Sachs	2,997
708	Catalent Inc	Morgan Stanley	(2,225)
24,518	Catalyst Biosciences Inc	Bank of America Merrill Lynch	(10,543)
30,102	Catalyst Biosciences Inc	Barclays Bank	(1,204)
3,322	Catalyst Biosciences Inc	Goldman Sachs	(1,428)
32,520	Catalyst Biosciences Inc	HSBC	(61,463)
24,670	Catalyst Biosciences Inc	Morgan Stanley	(987)
(138,054)	Catalyst Pharmaceuticals Inc	Barclays Bank	42,106
(77,586)	Catalyst Pharmaceuticals Inc	Goldman Sachs	25,991
(8,135)	CatchMark Timber Trust Inc 'A' (REIT)	Barclays Bank	5,288
(124,838)	CatchMark Timber Trust Inc 'A' (REIT)	Goldman Sachs	92,380
(20,228)	CatchMark Timber Trust Inc 'A' (REIT)	HSBC	25,690
(49,571)	CatchMark Timber Trust Inc 'A' (REIT)	Morgan Stanley	32,221
3,085	Caterpillar Inc	Bank of America Merrill Lynch	(30,061)
12,516	Caterpillar Inc	Barclays Bank	(86,486)
8,042	Caterpillar Inc	Goldman Sachs	(98,434)
6,424	Caterpillar Inc	HSBC	(120,643)
14,335	Caterpillar Inc	Morgan Stanley	(99,055)
(18,763)	Cathay General Bancorp	Barclays Bank	52,724
(28,545)	Cathay General Bancorp	Goldman Sachs	70,095
(30,239)	Cathay General Bancorp	HSBC	67,417
(7,834)	Cato Corp 'A'	Bank of America Merrill Lynch	23,110
(1,606)	Cato Corp 'A'	Barclays Bank	177
(23,944)	Cato Corp 'A'	Goldman Sachs	70,635
(1,194)	Cavco Industries Inc	Barclays Bank	(10,913)
(3,583)	Cavco Industries Inc	Goldman Sachs	(48,227)
(3,350)	Cavco Industries Inc	HSBC	(59,094)
(3,734)	Cavco Industries Inc	Morgan Stanley	(34,129)
8,198	CB Financial Services Inc	Barclays Bank	(820)
4,972	CB Financial Services Inc	Goldman Sachs	(1,392)
4,408	CB Financial Services Inc	Morgan Stanley	(441)
21,262	cbdMD Inc	Bank of America Merrill Lynch	(2,764)
12,444	cbdMD Inc	Goldman Sachs	(1,618)
(82,527)	CBIZ Inc	Barclays Bank	166,705
(47,578)	CBIZ Inc	Goldman Sachs	126,082
4,066	Cboe Global Markets Inc	Barclays Bank	3,236
6,786	Cboe Global Markets Inc	Goldman Sachs	6,716
7,475	Cboe Global Markets Inc	HSBC	10,782
2,235	Cboe Global Markets Inc	Morgan Stanley	2,118
33,729	CBRE Group Inc 'A'	Barclays Bank	(47,221)

保有高	銘柄	取引相手	未実現純評価益 /(損) (米ドル)
	米国(続き)		
20,938	CBRE Group Inc 'A'	Goldman Sachs	(146,357)
3,952	CBRE Group Inc 'A'	HSBC	(33,276)
(8,040)	CBTX Inc	Bank of America Merrill Lynch	16,160
(19,609)	CBTX Inc	Barclays Bank	50,395
(42,672)	CBTX Inc	Goldman Sachs	85,771
(5,675)	CDK Global Inc	Barclays Bank	6,583
(28,357)	CDK Global Inc	Goldman Sachs	63,605
(14,853)	CDK Global Inc	HSBC	18,196
(903)	CDK Global Inc	Morgan Stanley	704
(1,016)	CDW Corp	Bank of America Merrill Lynch	2,996
(5,478)	CDW Corp	Barclays Bank	22,186
(22,946)	CDW Corp	Goldman Sachs	(14,910)
(1,923)	CDW Corp	HSBC	(4,047)
(620)	CDW Corp	Morgan Stanley	2,511
76,090	CECO Environmental Corp	Bank of America Merrill Lynch	(56,307)
40,400	CECO Environmental Corp	Barclays Bank	(22,220)
29,010	CECO Environmental Corp	Goldman Sachs	(21,467)
10,703	CECO Environmental Corp	Morgan Stanley	(5,887)
(25,622)	Cedar Realty Trust Inc (REIT)	Barclays Bank	5,381
(18,002)	Cedar Realty Trust Inc (REIT)	Morgan Stanley	3,780
(3,335)	Celanese Corp	Barclays Bank	11,612
(4,085)	Celanese Corp	Goldman Sachs	38,810
(16,857)	Celanese Corp	Morgan Stanley	154,410
(4,302)	Celcuity Inc	Barclays Bank	4,560
(6,782)	Celldex Therapeutics Inc	Barclays Bank	19,057
(1,964)	Celldex Therapeutics Inc	Goldman Sachs	8,406
(2,167)	Celldex Therapeutics Inc	HSBC	11,735
(7,753)	CEL- SCI Corp	Barclays Bank	1,008
(3,278)	CEL- SCI Corp	HSBC	7,113
1,742	Celsius Holdings Inc	Bank of America Merrill Lynch	(5,803)
(10,665)	Celsius Holdings Inc	Barclays Bank	27,827
(3,474)	Celsius Holdings Inc	Goldman Sachs	17,423
736	Celsius Holdings Inc	Goldman Sachs	(4,289)
1,303	Celsius Holdings Inc	HSBC	(8,584)
(1,049)	Celsius Holdings Inc	Morgan Stanley	2,853
911	Celsius Holdings Inc	Morgan Stanley	(680)
5,863	Centene Corp	HSBC	(10,319)
8,842	Centennial Resource Development Inc 'A'	Barclays Bank	(5,792)
17,609	Centennial Resource Development Inc 'A'	HSBC	(31,256)
(15,478)	CenterPoint Energy Inc	Bank of America Merrill Lynch	6,407
(15,686)	CenterPoint Energy Inc	Barclays Bank	5,020
(8,928)	CenterPoint Energy Inc	Goldman Sachs	5,804
(31,276)	CenterPoint Energy Inc	HSBC	7,882
(1,151)	CenterPoint Energy Inc	Morgan Stanley	368
(6,936)	Centerspace (REIT)	Barclays Bank	(11,340)

保有高	銘柄	取引相手	未実現純評価益 /(損) (米ドル)
	米国(続き)		
(1,046)	Centerspace (REIT)	Goldman Sachs	1,627
(497)	Centerspace (REIT)	HSBC	(624)
16,048	Centogene NV	Barclays Bank	(27,041)
2,216	Centogene NV	Goldman Sachs	(5,994)
4,993	Centogene NV	Morgan Stanley	(8,413)
16,572	Central Garden & Pet Co 'A'	Bank of America Merrill Lynch	(122,136)
18,296	Central Garden & Pet Co 'A'	Barclays Bank	(117,643)
22,822	Central Garden & Pet Co 'A'	Goldman Sachs	(166,573)
2,420	Central Garden & Pet Co 'A'	HSBC	(17,932)
4,649	Central Garden & Pet Co 'A'	Morgan Stanley	(29,893)
38,821	Central Pacific Financial Corp	Bank of America Merrill Lynch	(59,396)
90,586	Central Pacific Financial Corp	Morgan Stanley	(149,467)
(2,726)	Central Valley Community Bancorp	Bank of America Merrill Lynch	368
(4,182)	Central Valley Community Bancorp	Barclays Bank	439
(3,937)	Central Valley Community Bancorp	Goldman Sachs	531
(9,618)	Central Valley Community Bancorp	HSBC	3,414
(1,300)	Central Valley Community Bancorp	Morgan Stanley	137
(4,859)	Centrus Energy Corp 'A'	Barclays Bank	14,626
(10,807)	Century Aluminum Co	Barclays Bank	5,079
(13,493)	Century Aluminum Co	Goldman Sachs	21,589
(5,963)	Century Aluminum Co	HSBC	477
(7,690)	Century Aluminum Co	Morgan Stanley	3,614
12,715	Century Casinos Inc	Barclays Bank	(23,777)
16,497	Century Casinos Inc	Goldman Sachs	(43,222)
5,796	Century Casinos Inc	Morgan Stanley	(10,839)
(8,535)	Century Communities Inc	Goldman Sachs	(5,036)
(7,240)	Cerence Inc	Barclays Bank	42,499
(7,433)	Cerence Inc	Goldman Sachs	215,111
(2,439)	Cerence Inc	HSBC	69,413
(19,539)	Cerevel Therapeutics Holdings Inc	Barclays Bank	48,750
(4,393)	Ceridian HCM Holding Inc	Bank of America Merrill Lynch	22,692
(16,130)	Ceridian HCM Holding Inc	Barclays Bank	(20,874)
(3,121)	Ceridian HCM Holding Inc	Goldman Sachs	22,721
(20,799)	Ceridian HCM Holding Inc	HSBC	206,649
(2,546)	Ceridian HCM Holding Inc	Morgan Stanley	(3,972)
5,662	Cerner Corp	Bank of America Merrill Lynch	(10,022)
9,673	Cerner Corp	Barclays Bank	(12,575)
9,455	Cerner Corp	Goldman Sachs	(16,735)
4,151	Cerner Corp	HSBC	(9,630)
36,458	Cerner Corp	Morgan Stanley	(47,395)
(14,687)	Certara Inc	Barclays Bank	15,128
(25,241)	Certara Inc	Goldman Sachs	259,478
(17,152)	Certara Inc	Morgan Stanley	17,667
22,324	Cerus Corp	Barclays Bank	(2,902)
60,890	Cerus Corp	HSBC	(47,494)

保有高	銘柄	取引相手	未実現純評価益 /(損) (米ドル)
	米国(続き)		
39,969	Cerus Corp	Morgan Stanley	(5,196)
(31,211)	CEVA Inc	Barclays Bank	37,141
(25,042)	CEVA Inc	Goldman Sachs	72,121
(315)	CF Industries Holdings Inc	Bank of America Merrill Lynch	822
(24,847)	CF Industries Holdings Inc	Barclays Bank	51,529
(7,734)	CF Industries Holdings Inc	Goldman Sachs	19,353
(23,194)	CF Industries Holdings Inc	HSBC	39,340
53,334	CH Robinson Worldwide Inc	Barclays Bank	(102,401)
49,443	CH Robinson Worldwide Inc	Goldman Sachs	(37,576)
14,374	CH Robinson Worldwide Inc	HSBC	(736)
17,480	CH Robinson Worldwide Inc	Morgan Stanley	(31,012)
(25,869)	Champions Oncology Inc	Bank of America Merrill Lynch	31,301
(2,664)	Champions Oncology Inc	Barclays Bank	906
(2,471)	Champions Oncology Inc	Goldman Sachs	2,990
(9,195)	ChannelAdvisor Corp	Barclays Bank	3,678
(24,609)	ChannelAdvisor Corp	Goldman Sachs	44,788
(12,349)	ChargePoint Holdings Inc	Bank of America Merrill Lynch	6,051
(19,242)	ChargePoint Holdings Inc	Barclays Bank	16,548
(2,977)	ChargePoint Holdings Inc	Morgan Stanley	2,560
(188)	Charles River Laboratories International Inc	Bank of America Merrill Lynch	1,611
(2,515)	Charles River Laboratories International Inc	Barclays Bank	(2,816)
(2,023)	Charles River Laboratories International Inc	Goldman Sachs	17,337
(2,031)	Charles River Laboratories International Inc	Morgan Stanley	(2,275)
(1,777)	Charles Schwab Corp	Barclays Bank	6,433
8,964	Charles Schwab Corp	Barclays Bank	(32,450)
11,214	Charles Schwab Corp	HSBC	(37,903)
(1,381)	Chart Industries Inc	Bank of America Merrill Lynch	18,864
(8,623)	Chart Industries Inc	Barclays Bank	(2,156)
(4,905)	Chart Industries Inc	Goldman Sachs	67,003
(3,835)	Chart Industries Inc	HSBC	63,585
(2)	Charter Communications Inc 'A'	Bank of America Merrill Lynch	55
(2,401)	Charter Communications Inc 'A'	HSBC	71,303
(4,368)	Charter Communications Inc 'A'	Morgan Stanley	12,012
(1,678)	Chase Corp	Bank of America Merrill Lynch	15,471
(1,579)	Chase Corp	Barclays Bank	13,958
(9,996)	Chase Corp	Goldman Sachs	92,163
(16,647)	Chase Corp	Morgan Stanley	147,159
(30,932)	Chatham Lodging Trust (REIT)	Barclays Bank	8,970
(97,322)	Chatham Lodging Trust (REIT)	Goldman Sachs	90,609
(23,776)	Chatham Lodging Trust (REIT)	HSBC	19,889
2,498	CHC Group Ltd*	Morgan Stanley	(1,124)
(398)	Check Point Software Technologies Ltd	Bank of America Merrill Lynch	2,133
(11,963)	Check Point Software Technologies Ltd	Barclays Bank	13,159

保有高	銘柄	取引相手	未実現純評価益 /(損) (米ドル)
	米国(続き)		
(19,318)	Check Point Software Technologies Ltd	Goldman Sachs	103,545
(24,462)	Check Point Software Technologies Ltd	HSBC	159,248
(11,260)	Check Point Software Technologies Ltd	Morgan Stanley	12,386
2,237	Checkmate Pharmaceuticals Inc	Bank of America Merrill Lynch	(884)
14,553	Checkmate Pharmaceuticals Inc	Barclays Bank	(218)
5,271	Checkmate Pharmaceuticals Inc	Goldman Sachs	(2,082)
1,681	Checkmate Pharmaceuticals Inc	HSBC	(1,151)
4,051	Checkmate Pharmaceuticals Inc	Morgan Stanley	(61)
(5,335)	Checkpoint Therapeutics Inc	Barclays Bank	(694)
(39,455)	Checkpoint Therapeutics Inc	Goldman Sachs	29,197
4,067	Cheesecake Factory Inc	Barclays Bank	(15,333)
17,150	Cheesecake Factory Inc	Goldman Sachs	(108,731)
7,708	Cheesecake Factory Inc	HSBC	(45,542)
6,675	Chefs' Warehouse Inc	Barclays Bank	(11,815)
4,604	Chefs' Warehouse Inc	Goldman Sachs	(10,129)
2,261	Chefs' Warehouse Inc	HSBC	(3,874)
2,204	Chefs' Warehouse Inc	Morgan Stanley	(3,901)
5,945	Chegg Inc	Bank of America Merrill Lynch	(12,901)
4,773	Chegg Inc	Barclays Bank	7,637
27,662	Chegg Inc	Goldman Sachs	(60,026)
15,962	Chegg Inc	HSBC	(40,066)
14,042	Chegg Inc	Morgan Stanley	22,468
(72,603)	Chembio Diagnostics Inc	Bank of America Merrill Lynch	2,904
(33,416)	Chembio Diagnostics Inc	Barclays Bank	(2,339)
(10,138)	Chembio Diagnostics Inc	HSBC	1,369
(4,372)	Chemed Corp	Barclays Bank	136,756
(2,508)	Chemed Corp	Goldman Sachs	78,594
(559)	Chemed Corp	HSBC	18,560
(17,747)	ChemoCentryx Inc	Barclays Bank	27,136
(1,218)	ChemoCentryx Inc	Goldman Sachs	1,681
(7,566)	ChemoCentryx Inc	Morgan Stanley	12,106
(2,337)	Chemours Co	Goldman Sachs	5,992
(1,866)	Chemours Co	HSBC	4,413
(183)	Chemung Financial Corp	Bank of America Merrill Lynch	545
(1,421)	Chemung Financial Corp	Morgan Stanley	2,870
1,458	Cheniere Energy Inc	Barclays Bank	2,377
5,275	Cheniere Energy Inc	Goldman Sachs	5,697
4,473	Cherry Hill Mortgage Investment Corp (REIT)	Bank of America Merrill Lynch	(1,387)
9,583	Cherry Hill Mortgage Investment Corp (REIT)	Barclays Bank	(1,917)
6,226	Cherry Hill Mortgage Investment Corp (REIT)	Goldman Sachs	(1,930)
8,257	Cherry Hill Mortgage Investment Corp (REIT)	HSBC	(3,798)
3,489	Cherry Hill Mortgage Investment Corp (REIT)	Morgan Stanley	(698)
13,308	Chesapeake Energy Corp	Barclays Bank	(18,484)
15,105	Chesapeake Energy Corp	HSBC	(66,016)
1,245	Chesapeake Energy Corp	Morgan Stanley	(1,513)

保有高	銘柄	取引相手	未実現純評価益 /(損) (米ドル)
	米国(続き)		
(7,066)	Chesapeake Utilities Corp	Barclays Bank	29,819
(4,433)	Chesapeake Utilities Corp	Goldman Sachs	17,276
(12,461)	Chesapeake Utilities Corp	HSBC	30,000
(11,574)	Chesapeake Utilities Corp	Morgan Stanley	48,842
10,417	Chevron Corp	Morgan Stanley	6,875
1,420	Chewy Inc 'A'	Barclays Bank	2,428
2,789	Chewy Inc 'A'	Goldman Sachs	(19,551)
4,982	Chewy Inc 'A'	HSBC	(39,009)
949	Chewy Inc 'A'	Morgan Stanley	1,623
1,632	Chicken Soup For The Soul Entertainment Inc	Barclays Bank	(539)
1,394	Chicken Soup For The Soul Entertainment Inc	Goldman Sachs	(3,987)
13,459	Chico's FAS Inc	Barclays Bank	(24,495)
9,927	Chico's FAS Inc	Goldman Sachs	(12,111)
6,005	Chico's FAS Inc	HSBC	(1,194)
19,595	Chico's FAS Inc	Morgan Stanley	(35,663)
(3,460)	Children's Place Inc	Barclays Bank	57,817
(5,947)	Children's Place Inc	Goldman Sachs	106,868
(41,842)	Chimera Investment Corp (REIT)	Bank of America Merrill Lynch	18,410
(54,059)	Chimera Investment Corp (REIT)	Barclays Bank	15,677
(75,504)	Chimera Investment Corp (REIT)	Goldman Sachs	33,222
(16,819)	Chimera Investment Corp (REIT)	HSBC	5,382
(89,243)	Chimera Investment Corp (REIT)	Morgan Stanley	25,880
(12,698)	Chimerix Inc	Bank of America Merrill Lynch	(3,809)
(5,767)	Chimerix Inc	Barclays Bank	(519)
(5,699)	Chimerix Inc	Goldman Sachs	(1,710)
1,840	Chinook Therapeutics Inc	Barclays Bank	(202)
2,984	Chinook Therapeutics Inc	Goldman Sachs	(1,880)
4,665	Chinook Therapeutics Inc	Morgan Stanley	(513)
(755)	Chipotle Mexican Grill Inc	Barclays Bank	38,067
(1,594)	Chipotle Mexican Grill Inc	Goldman Sachs	268,398
(36)	Chipotle Mexican Grill Inc	HSBC	4,641
1,328	Choice Hotels International Inc	Bank of America Merrill Lynch	(7,153)
3,159	Choice Hotels International Inc	Goldman Sachs	(9,578)
681	Choice Hotels International Inc	Morgan Stanley	(3,711)
1,390	ChoiceOne Financial Services Inc	Bank of America Merrill Lynch	(500)
2,670	ChoiceOne Financial Services Inc	Barclays Bank	(988)
4,491	ChoiceOne Financial Services Inc	HSBC	(2,021)
476	ChoiceOne Financial Services Inc	Morgan Stanley	(176)
(15,887)	ChromaDex Corp	Barclays Bank	4,131
(4,861)	ChromaDex Corp	HSBC	7,632
(2,946)	Chubb Ltd	Barclays Bank	25,777
(1,958)	Chubb Ltd	HSBC	19,365
(6,222)	Chubb Ltd	Morgan Stanley	54,442
(12,357)	Church & Dwight Co Inc	Barclays Bank	9,936
(7,236)	Church & Dwight Co Inc	Goldman Sachs	(11,795)

保有高	銘柄	取引相手	未実現純評価益 /(損) (米ドル)
	米国(続き)		
(4,185)	Church & Dwight Co Inc	HSBC	(12,936)
(44,807)	Church & Dwight Co Inc	Morgan Stanley	42,035
(3,677)	Churchill Downs Inc	Bank of America Merrill Lynch	16,473
(561)	Churchill Downs Inc	Barclays Bank	5,419
(4,426)	Churchill Downs Inc	Goldman Sachs	19,829
(3,045)	Churchill Downs Inc	Morgan Stanley	29,415
(10,012)	Chuy's Holdings Inc	Barclays Bank	32,339
34,197	Cidara Therapeutics Inc	Bank of America Merrill Lynch	(5,301)
47,425	Cidara Therapeutics Inc	Barclays Bank	1,660
74,154	Cidara Therapeutics Inc	Goldman Sachs	(11,494)
40,100	Cidara Therapeutics Inc	HSBC	(6,617)
13,700	Ciena Corp	Barclays Bank	13,974
24,975	Ciena Corp	Goldman Sachs	(3,996)
(3,347)	Ciena Corp	Goldman Sachs	536
36,960	Ciena Corp	HSBC	45,461
3,055	Cigna Corp	Barclays Bank	(54,379)
6,374	Cigna Corp	Goldman Sachs	(138,826)
73	Cigna Corp	HSBC	(1,782)
3,099	Cigna Corp	Morgan Stanley	(55,162)
410	Cimpress Plc	Barclays Bank	(504)
8,391	Cimpress Plc	Goldman Sachs	(80,339)
2,137	Cimpress Plc	HSBC	(12,972)
1,257	Cimpress Plc	Morgan Stanley	(1,546)
10,755	Cincinnati Financial Corp	Barclays Bank	(43,773)
2,951	Cincinnati Financial Corp	Goldman Sachs	(16,762)
528	Cincinnati Financial Corp	HSBC	(4,546)
1,579	Cincinnati Financial Corp	Morgan Stanley	(6,427)
28,142	Cinemark Holdings Inc	Barclays Bank	(65,852)
3,311	Cinemark Holdings Inc	Goldman Sachs	(1,490)
2,924	Cinemark Holdings Inc	Morgan Stanley	(6,842)
1,343	Cintas Corp	Barclays Bank	(17,754)
(1,356)	Cintas Corp	Barclays Bank	17,926
(2,619)	Cintas Corp	Goldman Sachs	22,209
(405)	Cintas Corp	HSBC	2,600
1,764	Cintas Corp	Morgan Stanley	(23,320)
(6,364)	CIRCOR International Inc	Bank of America Merrill Lynch	16,546
(24,127)	CIRCOR International Inc	Barclays Bank	84,203
(12,515)	CIRCOR International Inc	Goldman Sachs	32,539
(1,979)	CIRCOR International Inc	Morgan Stanley	6,907
3,579	Cirrus Logic Inc	Bank of America Merrill Lynch	7,659
22,666	Cirrus Logic Inc	Barclays Bank	5,914
28,988	Cirrus Logic Inc	Goldman Sachs	52,395
26,724	Cirrus Logic Inc	HSBC	37,236
3,466	Cirrus Logic Inc	Morgan Stanley	109
1,237	Cisco Systems Inc - CDI	Bank of America Merrill Lynch	(2,338)

保有高	銘柄	取引相手	未実現純評価益 /(損) (米ドル)
	米国(続き)		
(144,685)	Cisco Systems Inc - CDI	Barclays Bank	(112,854)
35,756	Cisco Systems Inc - CDI	Barclays Bank	27,890
5,526	Cisco Systems Inc - CDI	Goldman Sachs	(8,701)
(40,833)	Cisco Systems Inc - CDI	Morgan Stanley	(31,850)
3,872	Cisco Systems Inc - CDI	Morgan Stanley	3,020
774	Citi Trends Inc	Barclays Bank	(11,157)
1,324	Citi Trends Inc	Goldman Sachs	(14,226)
1,350	Citi Trends Inc	HSBC	(10,415)
1,159	Citi Trends Inc	Morgan Stanley	(16,707)
6,014	Citigroup Inc	Bank of America Merrill Lynch	(6,893)
33,884	Citigroup Inc	Barclays Bank	(93,520)
38,907	Citigroup Inc	Goldman Sachs	(173,525)
17,762	Citigroup Inc	HSBC	(74,068)
26,739	Citigroup Inc	Morgan Stanley	(73,800)
820	Citizens & Northern Corp	Goldman Sachs	(1,752)
(46,424)	Citizens Financial Group Inc	Barclays Bank	119,310
(23,600)	Citizens Financial Group Inc	Goldman Sachs	53,100
(1,673)	Citizens Financial Group Inc	HSBC	2,509
(7,096)	Citizens Financial Group Inc	Morgan Stanley	6,289
(944)	Citizens Holding Co	Bank of America Merrill Lynch	236
(8,513)	Citizens Holding Co	Goldman Sachs	2,128
63,873	Citizens Inc	Barclays Bank	(24,272)
9,592	Citizens Inc	Goldman Sachs	(6,331)
29,037	Citizens Inc	HSBC	(24,391)
17,295	Citizens Inc	Morgan Stanley	(6,572)
(16,965)	Citrix Systems Inc	Barclays Bank	45,297
(19,958)	Citrix Systems Inc	Goldman Sachs	88,015
(18,024)	Citrix Systems Inc	HSBC	142,111
(1,831)	Citrix Systems Inc	Morgan Stanley	4,889
(20,867)	City Holding Co	Barclays Bank	105,378
(17,357)	City Holding Co	Goldman Sachs	70,990
(2,114)	City Holding Co	HSBC	10,866
(13,371)	City Holding Co	Morgan Stanley	67,524
(8,200)	Civeo Corp	Bank of America Merrill Lynch	(6,314)
(483)	Civeo Corp	Barclays Bank	(63)
(2,449)	Civeo Corp	Goldman Sachs	(1,886)
16,910	Civista Bancshares Inc	Bank of America Merrill Lynch	(31,114)
19,085	Civista Bancshares Inc	Barclays Bank	(37,025)
21,425	Civista Bancshares Inc	Goldman Sachs	(39,422)
8,392	Civista Bancshares Inc	HSBC	(16,280)
26,093	Civista Bancshares Inc	Morgan Stanley	(50,620)
(8,117)	Civitas Resources Inc	Bank of America Merrill Lynch	42,614
(3,693)	Civitas Resources Inc	Barclays Bank	(3,065)
(41,430)	Civitas Resources Inc	Goldman Sachs	170,092
(23,013)	Civitas Resources Inc	HSBC	88,877

保有高	銘柄	取引相手	未実現純評価益 /(損) (米ドル)
	米国(続き)		
(1,003)	Civitas Resources Inc	Morgan Stanley	(832)
(25,831)	Clarivate Plc	Barclays Bank	(3,616)
(19,215)	Clarivate Plc	Goldman Sachs	13,642
(13,318)	Clarivate Plc	HSBC	9,189
(12,145)	Clarivate Plc	Morgan Stanley	(1,700)
(19,957)	Clarus Corp	Barclays Bank	14,968
(29,743)	Clarus Corp	Goldman Sachs	68,706
25,783	Clean Energy Fuels Corp	Barclays Bank	(13,407)
6,238	Clean Energy Fuels Corp	Goldman Sachs	(7,798)
12,222	Clean Energy Fuels Corp	HSBC	(27,866)
16,280	Clean Energy Fuels Corp	Morgan Stanley	(8,466)
(3,976)	Clean Harbors Inc	Bank of America Merrill Lynch	(4,731)
(21,212)	Clean Harbors Inc	Barclays Bank	35,000
(16,948)	Clean Harbors Inc	Goldman Sachs	(20,168)
8,687	Clean Harbors Inc	Goldman Sachs	10,338
2,116	Clean Harbors Inc	HSBC	1,397
(9,077)	Cleanspark Inc	Barclays Bank	(4,811)
(1,145)	Cleanspark Inc	Goldman Sachs	2,966
(114,016)	Clear Channel Outdoor Holdings Inc	Barclays Bank	30,784
(42,437)	Clear Channel Outdoor Holdings Inc	Morgan Stanley	11,458
(754)	Clear Secure Inc 'A'	Barclays Bank	1,003
(12,322)	Clear Secure Inc 'A'	HSBC	239,047
(1,560)	Clearfield Inc	Bank of America Merrill Lynch	1,622
(1,785)	Clearfield Inc	Barclays Bank	3,356
(1,682)	Clearfield Inc	Goldman Sachs	2,882
(13,036)	ClearPoint Neuro Inc	Barclays Bank	521
(54,218)	Cleaside Biomedical Inc	Barclays Bank	13,012
(6,178)	Clearwater Paper Corp	Barclays Bank	10,871
(1,278)	Clearwater Paper Corp	Goldman Sachs	(77)
(1,542)	Clearwater Paper Corp	HSBC	(3,547)
(1,199)	Clearwater Paper Corp	Morgan Stanley	2,314
56,649	Clearway Energy Inc 'A'	Barclays Bank	(53,250)
14,376	Clearway Energy Inc 'A'	Goldman Sachs	(5,894)
28,171	Clearway Energy Inc 'C'	Barclays Bank	(31,552)
21,390	Clearway Energy Inc 'C'	HSBC	23,743
(6,306)	Clene Inc	Barclays Bank	63
13,930	Cleveland-Cliffs Inc	Bank of America Merrill Lynch	(16,089)
(49,332)	Cleveland-Cliffs Inc	Barclays Bank	100,391
(44,436)	Cleveland-Cliffs Inc	Goldman Sachs	51,324
(21,734)	Cleveland-Cliffs Inc	HSBC	65,745
8,034	Cleveland-Cliffs Inc	HSBC	(14,740)
60,325	Clipper Realty Inc (REIT)	Barclays Bank	(48,260)
30,431	Clipper Realty Inc (REIT)	Goldman Sachs	(8,825)
6,055	Clipper Realty Inc (REIT)	HSBC	(4,905)
28,762	Clipper Realty Inc (REIT)	Morgan Stanley	(23,010)

保有高	銘柄	取引相手	未実現純評価益 /(損) (米ドル)
	米国(続き)		
1,219	Clorox Co	Barclays Bank	622
1,220	Clorox Co	Goldman Sachs	(2,147)
(622)	Clorox Co	Goldman Sachs	777
1,231	Clorox Co	HSBC	4,739
(3,673)	Clorox Co	Morgan Stanley	(1,873)
(1,404)	Cloudflare Inc 'A'	Goldman Sachs	16,483
(1,466)	Cloudflare Inc 'A'	HSBC	22,195
(27,425)	Clover Health Investments Corp	Barclays Bank	11,244
14,880	Clovis Oncology Inc	Goldman Sachs	(10,714)
1,806	Clovis Oncology Inc	Morgan Stanley	72
1,252	CMC Materials Inc	Bank of America Merrill Lynch	(7,546)
5,712	CMC Materials Inc	Barclays Bank	(14,052)
7,286	CMC Materials Inc	Goldman Sachs	(59,980)
(179)	CMC Materials Inc	HSBC	136
4,177	CMC Materials Inc	HSBC	(21,530)
1,755	CMC Materials Inc	Morgan Stanley	(4,317)
3,723	CME Group Inc	Barclays Bank	(2,829)
6,869	CME Group Inc	Goldman Sachs	(21,363)
8,450	CMS Energy Corp	Bank of America Merrill Lynch	(6,422)
51,141	CMS Energy Corp	Barclays Bank	(62,904)
59,071	CMS Energy Corp	Goldman Sachs	(44,703)
40,411	CMS Energy Corp	HSBC	29,785
48,005	CMS Energy Corp	Morgan Stanley	(59,046)
(28,648)	CNA Financial Corp	Bank of America Merrill Lynch	86,517
(37,700)	CNA Financial Corp	Barclays Bank	85,579
(6,740)	CNA Financial Corp	Goldman Sachs	20,355
(46,529)	CNA Financial Corp	Morgan Stanley	105,621
(8,137)	CNB Financial Corp	Barclays Bank	15,379
(8,156)	CNB Financial Corp	Goldman Sachs	10,440
(8,772)	CNB Financial Corp	Morgan Stanley	16,579
(54,214)	CNO Financial Group Inc	Barclays Bank	92,164
14,687	CNX Resources Corp	Barclays Bank	2,791
23,410	CNX Resources Corp	Goldman Sachs	(18,494)
4,213	Coca-Cola Co	Bank of America Merrill Lynch	(12,654)
47,882	Coca-Cola Co	Barclays Bank	(31,501)
(18,899)	Coca-Cola Co	Goldman Sachs	61,422
15,511	Coca-Cola Co	Goldman Sachs	(38,691)
(53)	Coca-Cola Consolidated Inc	Barclays Bank	376
(2,048)	Coca-Cola Consolidated Inc	Morgan Stanley	14,520
15,726	Coca-Cola Europacific Partners Plc	Bank of America Merrill Lynch	(78,804)
35,359	Coca-Cola Europacific Partners Plc	Barclays Bank	(55,160)
29,603	Coca-Cola Europacific Partners Plc	Goldman Sachs	(139,141)
25,372	Coca-Cola Europacific Partners Plc	HSBC	(94,916)
4,739	Coca-Cola Europacific Partners Plc	Morgan Stanley	(7,393)
(17,831)	Coda Octopus Group Inc	Barclays Bank	3,210

保有高	銘柄	取引相手	未実現純評価益 /(損) (米ドル)
	米国(続き)		
(9,400)	Coda Octopus Group Inc	Goldman Sachs	6,486
(3,489)	Coda Octopus Group Inc	HSBC	1,745
(2,093)	Coda Octopus Group Inc	Morgan Stanley	377
12,501	Codex DNA Inc	Barclays Bank	(6,501)
2,502	Codex DNA Inc	Goldman Sachs	(3,928)
7,615	Codex DNA Inc	Morgan Stanley	(3,960)
5,653	Codexis Inc	Goldman Sachs	(3,166)
4,260	Co-Diagnostics Inc	Goldman Sachs	256
(2,740)	Codiak Biosciences Inc	Barclays Bank	1,589
(704)	Codiak Biosciences Inc	Morgan Stanley	408
(15,423)	Codorus Valley Bancorp Inc	Bank of America Merrill Lynch	14,960
(13,336)	Codorus Valley Bancorp Inc	Barclays Bank	13,336
(12,664)	Codorus Valley Bancorp Inc	Goldman Sachs	12,284
(6,145)	Codorus Valley Bancorp Inc	HSBC	6,145
(4,860)	Codorus Valley Bancorp Inc	Morgan Stanley	4,860
(65,683)	Coeur Mining Inc	Barclays Bank	25,616
(6,139)	Coeur Mining Inc	HSBC	7,919
(42,067)	Coeur Mining Inc	Morgan Stanley	16,406
(23,534)	Cogent Biosciences Inc	Bank of America Merrill Lynch	55,776
1,219	Cogent Communications Holdings Inc	Bank of America Merrill Lynch	(3,218)
6,284	Cogent Communications Holdings Inc	Barclays Bank	(12,003)
6,504	Cogent Communications Holdings Inc	Goldman Sachs	(17,171)
3,194	Cogent Communications Holdings Inc	HSBC	2,459
3,552	Cogent Communications Holdings Inc	Morgan Stanley	(6,784)
6,581	Cognex Corp	Bank of America Merrill Lynch	(29,022)
5,620	Cognex Corp	Barclays Bank	4,272
852	Cognex Corp	Goldman Sachs	(3,757)
4,616	Cognex Corp	HSBC	(14,263)
1,703	Cognition Therapeutics Inc	Barclays Bank	(3,151)
3,053	Cognition Therapeutics Inc	Goldman Sachs	(10,136)
1,910	Cognition Therapeutics Inc	HSBC	(8,213)
(2,983)	Cognizant Technology Solutions Corp 'A'	Bank of America Merrill Lynch	6,245
(1,761)	Cognizant Technology Solutions Corp 'A'	Barclays Bank	3,434
(11,848)	Cognizant Technology Solutions Corp 'A'	Goldman Sachs	21,495
(1,366)	Cognizant Technology Solutions Corp 'A'	HSBC	997
(20,987)	Cognizant Technology Solutions Corp 'A'	Morgan Stanley	40,925
11,056	Cohen & Steers Inc	Barclays Bank	(72,527)
8,811	Cohen & Steers Inc	Goldman Sachs	(72,955)
11,757	Cohen & Steers Inc	HSBC	(99,229)
5,603	Cohen & Steers Inc	Morgan Stanley	(36,756)
(1,709)	Coherent Inc	Bank of America Merrill Lynch	(2,576)
(2,718)	Coherent Inc	Barclays Bank	(5,083)
(9,259)	Coherent Inc	Goldman Sachs	(16,336)
(2,047)	Coherent Inc	HSBC	(3,642)
(2,387)	Coherent Inc	Morgan Stanley	(3,520)

保有高	銘柄	取引相手	未実現純評価益 /(損) (米ドル)
	米国(続き)		
11,918	Coherus Biosciences Inc	Barclays Bank	(238)
12,482	Coherus Biosciences Inc	Morgan Stanley	(250)
(2,164)	Cohu Inc	Barclays Bank	2,943
(10,179)	Cohu Inc	Morgan Stanley	13,843
(4,392)	Coinbase Global Inc 'A'	Barclays Bank	(56,437)
(4,459)	Coinbase Global Inc 'A'	Goldman Sachs	61,496
(1,145)	Coinbase Global Inc 'A'	Morgan Stanley	(14,713)
(12,149)	Colfax Corp	Bank of America Merrill Lynch	53,577
(33,396)	Colfax Corp	Barclays Bank	99,854
(58,271)	Colfax Corp	Goldman Sachs	256,249
(15,375)	Colfax Corp	HSBC	70,956
(26,819)	Colfax Corp	Morgan Stanley	80,189
151,496	Colgate-Palmolive Co	Barclays Bank	(71,203)
135,559	Colgate-Palmolive Co	Goldman Sachs	(164,026)
19,668	Colgate-Palmolive Co	HSBC	(12,784)
14,125	Colgate-Palmolive Co	Morgan Stanley	(6,639)
9,443	Collegium Pharmaceutical Inc	Barclays Bank	(11,332)
3,912	Colony Bankcorp Inc	Bank of America Merrill Lynch	(998)
13,125	Colony Bankcorp Inc	Barclays Bank	(5,972)
14,091	Colony Bankcorp Inc	Goldman Sachs	(3,593)
8,346	Colony Bankcorp Inc	HSBC	(7,720)
13,083	Colony Bankcorp Inc	Morgan Stanley	(5,953)
(29,087)	Columbia Financial Inc	Barclays Bank	23,270
(54,651)	Columbia Financial Inc	Goldman Sachs	43,721
(62,326)	Columbia Financial Inc	HSBC	74,791
(76,433)	Columbia Financial Inc	Morgan Stanley	61,146
(1,044)	Columbia Sportswear Co	Bank of America Merrill Lynch	4,055
(41,304)	Columbia Sportswear Co	Barclays Bank	212,302
(12,899)	Columbia Sportswear Co	Goldman Sachs	82,933
(16,298)	Columbia Sportswear Co	HSBC	93,738
(3,465)	Columbia Sportswear Co	Morgan Stanley	17,810
(5,265)	Columbus McKinnon Corp	Barclays Bank	22,149
(3,355)	Columbus McKinnon Corp	Goldman Sachs	16,285
(11,638)	Columbus McKinnon Corp	HSBC	47,814
32,627	Comcast Corp 'A'	Goldman Sachs	(78,960)
(35,791)	Comerica Inc	Barclays Bank	222,978
(8,582)	Comerica Inc	Goldman Sachs	56,041
(6,859)	Comerica Inc	HSBC	33,266
(3,712)	Comerica Inc	Morgan Stanley	23,126
1,930	Comfort Systems USA Inc	Barclays Bank	(11,117)
5,864	Comfort Systems USA Inc	Goldman Sachs	(25,276)
3,925	Comfort Systems USA Inc	HSBC	(10,765)
6,318	Comfort Systems USA Inc	Morgan Stanley	(36,392)
5,209	Commerce Bancshares Inc	Bank of America Merrill Lynch	(20,523)
4,236	Commerce Bancshares Inc	Goldman Sachs	(16,690)

保有高	銘柄	取引相手	未実現純評価益 /(損) (米ドル)
	米国(続き)		
8,203	Commerce Bancshares Inc	HSBC	(29,613)
9,895	Commerce Bancshares Inc	Morgan Stanley	(36,908)
(8,719)	Commercial Metals Co	Bank of America Merrill Lynch	14,822
58,672	Commercial Metals Co	Barclays Bank	(263,437)
7,596	Commercial Metals Co	Morgan Stanley	(34,106)
(6,882)	Commercial Vehicle Group Inc	Goldman Sachs	3,038
(10,141)	Commercial Vehicle Group Inc	HSBC	3,347
(8,531)	CommScope Holding Co Inc	Bank of America Merrill Lynch	3,261
6,365	CommScope Holding Co Inc	Barclays Bank	2,610
(8,527)	CommScope Holding Co Inc	Barclays Bank	(3,496)
3,146	CommScope Holding Co Inc	Goldman Sachs	661
(6,479)	CommScope Holding Co Inc	Goldman Sachs	(813)
29,270	CommScope Holding Co Inc	HSBC	6,644
(21,180)	CommScope Holding Co Inc	HSBC	2,040
4,776	CommScope Holding Co Inc	Morgan Stanley	1,958
(2,245)	CommScope Holding Co Inc	Morgan Stanley	1,190
(30,669)	Community Bank System Inc	Barclays Bank	177,267
(47,365)	Community Bank System Inc	Goldman Sachs	176,030
(17,898)	Community Bank System Inc	HSBC	73,598
(1,776)	Community Bank System Inc	Morgan Stanley	10,265
2,907	Community Financial Corp	Bank of America Merrill Lynch	(6,599)
3,727	Community Financial Corp	Barclays Bank	(10,137)
590	Community Financial Corp	Goldman Sachs	(1,339)
3,528	Community Financial Corp	Morgan Stanley	(9,596)
(5,578)	Community Health Systems Inc	Barclays Bank	9,929
(852)	Community Health Systems Inc	Goldman Sachs	1,985
(9,822)	Community Healthcare Trust Inc (REIT)	Barclays Bank	13,358
(21,712)	Community Healthcare Trust Inc (REIT)	Goldman Sachs	57,876
(9,846)	Community Healthcare Trust Inc (REIT)	HSBC	34,977
(6,660)	Community Healthcare Trust Inc (REIT)	Morgan Stanley	9,058
15,086	Community Trust Bancorp Inc	Bank of America Merrill Lynch	(48,577)
28,795	Community Trust Bancorp Inc	Barclays Bank	(91,280)
16,131	Community Trust Bancorp Inc	Goldman Sachs	(51,942)
11,404	Community Trust Bancorp Inc	HSBC	(46,870)
36,892	Community Trust Bancorp Inc	Morgan Stanley	(116,948)
(3,103)	CommVault Systems Inc	Barclays Bank	(1,148)
(2,509)	CommVault Systems Inc	Goldman Sachs	4,290
(14,145)	CommVault Systems Inc	HSBC	35,928
(6,344)	Compass Minerals International Inc	Barclays Bank	23,727
(4,390)	Compass Minerals International Inc	Goldman Sachs	102,111
(4,927)	Compass Minerals International Inc	Morgan Stanley	18,427
(9,615)	Computer Programs and Systems Inc	Goldman Sachs	16,826
862	CompX International Inc	Bank of America Merrill Lynch	655
5,581	CompX International Inc	Barclays Bank	(279)
2,748	CompX International Inc	Goldman Sachs	2,088

保有高	銘柄	取引相手	未実現純評価益 /(損) (米ドル)
	米国(続き)		
4,049	CompX International Inc	Morgan Stanley	(202)
77,152	comScore Inc	Barclays Bank	(11,573)
4,455	comScore Inc	Morgan Stanley	(668)
(4,039)	Comstock Mining Inc	Barclays Bank	81
(8,847)	Comstock Mining Inc	Goldman Sachs	3,804
(10,205)	Comstock Mining Inc	Morgan Stanley	204
(18,532)	Comstock Resources Inc	Barclays Bank	2,039
(13,162)	Comstock Resources Inc	Goldman Sachs	13,030
(32,611)	Comtech Telecommunications Corp	Barclays Bank	30,654
(26,760)	Comtech Telecommunications Corp	Goldman Sachs	33,450
(2,524)	Comtech Telecommunications Corp	HSBC	4,745
(1,453)	Comtech Telecommunications Corp	Morgan Stanley	1,366
105,101	Conagra Brands Inc	Barclays Bank	(9,459)
98,475	Conagra Brands Inc	Goldman Sachs	(100,445)
103,813	Conagra Brands Inc	Morgan Stanley	(9,343)
1,978	Concentrix Corp	Barclays Bank	(25,932)
(1,218)	Concentrix Corp	Barclays Bank	3,356
163	Concentrix Corp	HSBC	(1,141)
(526)	Concentrix Corp	HSBC	1,748
1,497	Concentrix Corp	Morgan Stanley	(19,626)
2,740	Concrete Pumping Holdings Inc	Barclays Bank	(2,384)
14,940	Concrete Pumping Holdings Inc	HSBC	(12,809)
5,620	Concrete Pumping Holdings Inc	Morgan Stanley	(4,889)
51,670	Conduent Inc	Goldman Sachs	(30,485)
(5,643)	Confluent Inc 'A'	Barclays Bank	(40,686)
(4,968)	Confluent Inc 'A'	Morgan Stanley	(35,819)
(4,493)	CONMED Corp	Barclays Bank	49,243
(5,336)	CONMED Corp	Goldman Sachs	81,036
(1,411)	CONMED Corp	HSBC	30,102
32,284	ConnectOne Bancorp Inc	Barclays Bank	(80,064)
12,389	ConnectOne Bancorp Inc	Goldman Sachs	(37,663)
6,857	ConnectOne Bancorp Inc	HSBC	(18,377)
6,844	ConnectOne Bancorp Inc	Morgan Stanley	(16,973)
2,210	Conn 's Inc	Bank of America Merrill Lynch	(4,464)
14,149	Conn 's Inc	Barclays Bank	(33,816)
14,755	Conn 's Inc	Goldman Sachs	(29,805)
2,047	Conn 's Inc	HSBC	(6,796)
5,731	Conn 's Inc	Morgan Stanley	(13,697)
(12,674)	ConocoPhillips	Bank of America Merrill Lynch	17,997
(15,608)	ConocoPhillips	Barclays Bank	9,209
(7,890)	ConocoPhillips	Goldman Sachs	11,204
(10,365)	ConocoPhillips	HSBC	47,990
(2,180)	Consensus Cloud Solutions Inc	Barclays Bank	109
(2,750)	Consensus Cloud Solutions Inc	Goldman Sachs	9,103
(33,309)	Consolidated Communications Holdings Inc	Bank of America Merrill Lynch	48,964

保有高	銘柄	取引相手	未実現純評価益 /(損) (米ドル)
	米国(続き)		
(30,019)	Consolidated Communications Holdings Inc	Barclays Bank	22,214
(41,091)	Consolidated Communications Holdings Inc	Goldman Sachs	60,404
14,882	Consolidated Edison Inc	Bank of America Merrill Lynch	13,245
(539)	Consolidated Edison Inc	Bank of America Merrill Lynch	373
31,258	Consolidated Edison Inc	Barclays Bank	34,071
(2,438)	Consolidated Edison Inc	Barclays Bank	(2,657)
4,614	Consolidated Edison Inc	Goldman Sachs	4,106
15,659	Consolidated Edison Inc	HSBC	40,870
(24,567)	Consolidated Edison Inc	HSBC	(55,683)
44,110	Consolidated Edison Inc	Morgan Stanley	48,080
(27,051)	Consolidated Water Co Ltd	Bank of America Merrill Lynch	7,304
(56,146)	Consolidated Water Co Ltd	Barclays Bank	15,159
(56,967)	Consolidated Water Co Ltd	Goldman Sachs	15,381
(3,899)	Consolidated Water Co Ltd	Morgan Stanley	1,053
(13,364)	Constellation Brands Inc 'A'	Barclays Bank	131,630
(25,913)	Constellation Brands Inc 'A'	Goldman Sachs	121,538
(14,449)	Constellation Brands Inc 'A'	HSBC	(34,967)
(495)	Constellation Brands Inc 'A'	Morgan Stanley	5,000
125,067	Constellium SE	Barclays Bank	(166,339)
(22,973)	Construction Partners Inc 'A'	Barclays Bank	82,014
(15,223)	Construction Partners Inc 'A'	Goldman Sachs	74,897
(25,188)	Construction Partners Inc 'A'	Morgan Stanley	89,921
35,752	Consumer Portfolio Services Inc	Morgan Stanley	(16,803)
(16,739)	Container Store Group Inc	Barclays Bank	16,906
(8,768)	Container Store Group Inc	Goldman Sachs	9,820
(2,313)	Container Store Group Inc	Morgan Stanley	2,336
(39,703)	Contango Oil & Gas Co	Barclays Bank	(4,764)
(59,972)	Contango Oil & Gas Co	Goldman Sachs	18,611
(15,089)	Contango Oil & Gas Co	HSBC	10,110
(28,590)	ContextLogic Inc 'A'	Barclays Bank	6,004
663	Continental Resources Inc	Bank of America Merrill Lynch	(1,916)
17,139	Continental Resources Inc	Goldman Sachs	(49,532)
19,938	Continental Resources Inc	HSBC	(59,161)
17,858	Continental Resources Inc	Morgan Stanley	(10,358)
9,636	Contr Flexion Therape*	Morgan Stanley	5,974
(55,459)	ContraFect Corp	Goldman Sachs	28,284
(594)	Cooper Cos Inc	Bank of America Merrill Lynch	23,992
(2,997)	Cooper Cos Inc	Barclays Bank	80,380
(1,886)	Cooper Cos Inc	Morgan Stanley	50,583
3,781	Cooper- Standard Holdings Inc	Morgan Stanley	(3,630)
14,299	Copa Holdings SA 'A'	Goldman Sachs	(78,502)
(26,444)	Copart Inc	Goldman Sachs	237,996
(1,635)	Copart Inc	HSBC	1,802
52,546	Corbus Pharmaceuticals Holdings Inc	Barclays Bank	(499)
2,225	Corbus Pharmaceuticals Holdings Inc	HSBC	(478)

保有高	銘柄	取引相手	未実現純評価益 /(損) (米ドル)
	米国(続き)		
11,724	Corcept Therapeutics Inc	Barclays Bank	(26,027)
25,895	Corcept Therapeutics Inc	Goldman Sachs	(45,834)
(24,741)	Core & Main Inc 'A'	Barclays Bank	36,122
(20,543)	Core & Main Inc 'A'	Goldman Sachs	69,435
(19,656)	Core & Main Inc 'A'	HSBC	19,656
(17,443)	CoreCivic Inc (REIT)	Barclays Bank	16,396
(23,651)	CoreCivic Inc (REIT)	Goldman Sachs	13,008
(31,037)	CoreCivic Inc (REIT)	Morgan Stanley	29,175
(13,672)	CorMedix Inc	Bank of America Merrill Lynch	3,008
(25,162)	CorMedix Inc	Barclays Bank	4,984
(8,405)	CorMedix Inc	HSBC	2,606
12,507	Cornerstone Building Brands Inc	Barclays Bank	(14,758)
20,985	Cornerstone Building Brands Inc	Goldman Sachs	(11,752)
16,277	Cornerstone Building Brands Inc	Morgan Stanley	(19,207)
(5,911)	Corning Inc	Bank of America Merrill Lynch	3,778
(152,739)	Corning Inc	Barclays Bank	109,972
(61,072)	Corning Inc	Goldman Sachs	43,361
(37,163)	Corning Inc	HSBC	17,839
(9,226)	Corning Inc	Morgan Stanley	6,643
133,666	Corporate Office Properties Trust (REIT)	Barclays Bank	(236,589)
62,541	Corporate Office Properties Trust (REIT)	Goldman Sachs	(176,991)
17	Corporate Office Properties Trust (REIT)	HSBC	(48)
2,593	Corporate Office Properties Trust (REIT)	Morgan Stanley	(4,590)
(1,907)	Corsair Gaming Inc	Barclays Bank	1,707
(996)	Corsair Gaming Inc	HSBC	2,864
(9,786)	Corteva Inc	Bank of America Merrill Lynch	16,892
36,592	Corteva Inc	Barclays Bank	(35,252)
(4,358)	Corteva Inc	Barclays Bank	5,404
17,206	Corteva Inc	Goldman Sachs	(30,032)
(7,563)	Corteva Inc	Goldman Sachs	15,580
2,499	Corteva Inc	HSBC	(6,079)
(5,466)	Corteva Inc	HSBC	12,172
9,543	Corteva Inc	Morgan Stanley	(11,833)
(2,758)	Corteva Inc	Morgan Stanley	3,420
(876)	CorVel Corp	Bank of America Merrill Lynch	6,351
(266)	CorVel Corp	Barclays Bank	2,434
(138)	CorVel Corp	Goldman Sachs	1,001
(1,423)	CorVel Corp	Morgan Stanley	13,020
11,592	Corvus Pharmaceuticals Inc	Barclays Bank	1,971
28,886	Corvus Pharmaceuticals Inc	Goldman Sachs	(7,799)
37,584	Costamare Inc	Goldman Sachs	(21,799)
4,437	CoStar Group Inc	Bank of America Merrill Lynch	(12,389)
11,825	CoStar Group Inc	Barclays Bank	3,840
(19,443)	CoStar Group Inc	Goldman Sachs	73,495
4,804	CoStar Group Inc	HSBC	(7,198)

保有高	銘柄	取引相手	未実現純評価益 /(損) (米ドル)
	米国(続き)		
4,064	CoStar Group Inc	Morgan Stanley	(203)
(312)	Costco Wholesale Corp	Bank of America Merrill Lynch	(10,736)
(2,680)	Costco Wholesale Corp	Goldman Sachs	(92,219)
7,845	Costco Wholesale Corp	Morgan Stanley	114,929
(7,190)	Coterra Energy Inc	Barclays Bank	1,941
(39,435)	Coterra Energy Inc	Goldman Sachs	5,127
(15,265)	Coterra Energy Inc	HSBC	6,061
1,661	Coterra Energy Inc	Morgan Stanley	(448)
(6,773)	Coty Inc 'A'	Barclays Bank	3,183
(2,668)	Couchbase Inc	Barclays Bank	4,962
(10,401)	Couchbase Inc	HSBC	148,737
1,431	Coupa Software Inc	Bank of America Merrill Lynch	(36,619)
524	Coupa Software Inc	Barclays Bank	(1,137)
2,081	Coupa Software Inc	Goldman Sachs	(53,252)
1,137	Coupa Software Inc	HSBC	(34,451)
4,203	Coupa Software Inc	Morgan Stanley	(9,121)
10,471	Coursera Inc	Barclays Bank	(2,203)
1,953	Coursera Inc	Goldman Sachs	1,343
(2,057)	Coursera Inc	Goldman Sachs	10,890
(2,117)	Coursera Inc	HSBC	13,298
5,042	Coursera Inc	Morgan Stanley	(2,193)
(1,086)	Cousins Properties Inc (REIT)	Bank of America Merrill Lynch	2,704
(1,874)	Cousins Properties Inc (REIT)	Barclays Bank	2,436
(17,248)	Cousins Properties Inc (REIT)	HSBC	36,048
(14,196)	Cousins Properties Inc (REIT)	Morgan Stanley	18,455
17,414	Covenant Logistics Group Inc	Barclays Bank	(32,912)
2,951	Covetrus Inc	Bank of America Merrill Lynch	1,180
(14,403)	Covetrus Inc	Barclays Bank	15,555
5,456	Covetrus Inc	Goldman Sachs	2,182
(7,410)	Covetrus Inc	Goldman Sachs	(2,964)
11,249	Cowen Inc 'A'	Barclays Bank	(29,922)
2,815	Cowen Inc 'A'	Goldman Sachs	(9,881)
1,126	CPI Card Group Inc	Barclays Bank	(845)
1,476	CPI Card Group Inc	Goldman Sachs	(3,690)
1,388	CPI Card Group Inc	HSBC	(458)
1,207	CPI Card Group Inc	Morgan Stanley	(905)
(10,772)	CPS Technologies Corp	Barclays Bank	2,262
(1,891)	CPS Technologies Corp	Goldman Sachs	1,853
178	CRA International Inc	Bank of America Merrill Lynch	(678)
664	CRA International Inc	Barclays Bank	(7,888)
451	CRA International Inc	Goldman Sachs	(1,718)
2,447	CRA International Inc	HSBC	5,041
1,688	CRA International Inc	Morgan Stanley	(20,053)
(16,216)	Cracker Barrel Old Country Store Inc	Barclays Bank	317,023
(8,956)	Cracker Barrel Old Country Store Inc	Goldman Sachs	183,956

保有高	銘柄	取引相手	未実現純評価益 /(損) (米ドル)
	米国(続き)		
(1,607)	Crane Co	Goldman Sachs	14,029
(586)	Crane Co	HSBC	3,949
34,659	Crawford & Co 'A'	Bank of America Merrill Lynch	(19,409)
102,582	Crawford & Co 'A'	Barclays Bank	(29,749)
35,328	Crawford & Co 'A'	Goldman Sachs	(19,784)
50,189	Crawford & Co 'A'	HSBC	(59,223)
43,377	Crawford & Co 'A'	Morgan Stanley	(12,579)
1,445	Credicorp Ltd	Barclays Bank	1,344
4,413	Credicorp Ltd	Goldman Sachs	(23,565)
(5,152)	Credit Acceptance Corp	Barclays Bank	91,757
(485)	Credit Acceptance Corp	HSBC	14,933
2,668	Crinetics Pharmaceuticals Inc	Goldman Sachs	(6,537)
9,308	Crinetics Pharmaceuticals Inc	Morgan Stanley	(9,215)
(2,990)	Crocs Inc	Barclays Bank	22,605
(6,025)	Crocs Inc	Goldman Sachs	69,167
(2,477)	Crocs Inc	HSBC	13,114
8,962	Cross Country Healthcare Inc	Bank of America Merrill Lynch	12,368
8,701	Cross Country Healthcare Inc	Morgan Stanley	(9,571)
(1,358)	CrossFirst Bankshares Inc	Barclays Bank	1,575
(60,265)	CrossFirst Bankshares Inc	Goldman Sachs	80,755
(137)	CrossFirst Bankshares Inc	HSBC	225
(33,476)	CrossFirst Bankshares Inc	Morgan Stanley	38,832
1,142	Crowdstrike Holdings Inc 'A'	Bank of America Merrill Lynch	(24,732)
1,751	Crowdstrike Holdings Inc 'A'	Barclays Bank	(23,568)
250	Crowdstrike Holdings Inc 'A'	Goldman Sachs	430
1,631	Crowdstrike Holdings Inc 'A'	HSBC	(92,559)
7,159	Crown Castle International Corp (REIT)	Barclays Bank	26,918
2,395	Crown Castle International Corp (REIT)	HSBC	13,771
(5,202)	Crown Holdings Inc	Bank of America Merrill Lynch	29,703
(7,949)	Crown Holdings Inc	Barclays Bank	45,945
(12,061)	Crown Holdings Inc	Goldman Sachs	67,250
(5,123)	Crown Holdings Inc	HSBC	26,164
961	CryoLife Inc	Bank of America Merrill Lynch	(2,758)
17,529	CryoLife Inc	Barclays Bank	(32,131)
31,588	CryoLife Inc	Goldman Sachs	(87,424)
13,869	CryoLife Inc	HSBC	(72,812)
7,155	CryoLife Inc	Morgan Stanley	(13,165)
(2,490)	CryoPort Inc	Barclays Bank	5,777
(7,532)	CryoPort Inc	Goldman Sachs	80,872
(5,044)	CryoPort Inc	HSBC	82,290
(1,794)	CS Disco Inc	Barclays Bank	4,467
(10,337)	CS Disco Inc	HSBC	171,491
10,928	CSG Systems International Inc	Bank of America Merrill Lynch	3,825
21,944	CSG Systems International Inc	Barclays Bank	(21,505)
7,181	CSG Systems International Inc	Goldman Sachs	2,513

保有高	銘柄	取引相手	未実現純評価益 /(損) (米ドル)
	米国(続き)		
1,530	CSG Systems International Inc	HSBC	(3,029)
41,815	CSG Systems International Inc	Morgan Stanley	(40,979)
(6,039)	CSW Industrials Inc	Barclays Bank	67,697
(2,713)	CSW Industrials Inc	Goldman Sachs	43,191
(10,083)	CSW Industrials Inc	Morgan Stanley	113,030
(31,265)	CSX Corp	Barclays Bank	15,633
(18,573)	CSX Corp	Goldman Sachs	(6,686)
(38,326)	CSX Corp	HSBC	1,209
6,520	CTO Newco Inc (REIT)	Bank of America Merrill Lynch	(8,411)
3,212	CTO Newco Inc (REIT)	Barclays Bank	(8,640)
9,396	CTO Newco Inc (REIT)	Goldman Sachs	(12,121)
6,832	CTO Newco Inc (REIT)	HSBC	(1,161)
9,414	CTO Newco Inc (REIT)	Morgan Stanley	(25,324)
(1,468)	CTS Corp	Bank of America Merrill Lynch	4,404
(4,456)	CTS Corp	Barclays Bank	14,170
(18,671)	CTS Corp	Goldman Sachs	56,013
(2,936)	CTS Corp	HSBC	7,996
(15,292)	CTS Corp	Morgan Stanley	48,629
5,314	CubeSmart (REIT)	Bank of America Merrill Lynch	(3,667)
15,026	CubeSmart (REIT)	Barclays Bank	9,617
47,137	CubeSmart (REIT)	Goldman Sachs	(32,418)
59,435	CubeSmart (REIT)	HSBC	18,323
38,456	CubeSmart (REIT)	Morgan Stanley	24,612
7,085	Cue Biopharma Inc	Barclays Bank	(13,249)
14,598	Cue Biopharma Inc	Goldman Sachs	(81,895)
2,945	Cue Biopharma Inc	HSBC	(7,215)
10,487	Cue Biopharma Inc	Morgan Stanley	(19,611)
7,917	Cullen/ Frost Bankers Inc	Barclays Bank	(41,564)
6,909	Cullen/ Frost Bankers Inc	Goldman Sachs	(35,512)
(304)	Cullen/ Frost Bankers Inc	Goldman Sachs	1,563
3,782	Cullen/ Frost Bankers Inc	HSBC	(28,554)
931	Cullen/ Frost Bankers Inc	Morgan Stanley	(4,888)
(3,575)	Cullinan Oncology Inc	Barclays Bank	3,897
6,642	Culp Inc	Bank of America Merrill Lynch	(11,889)
10,492	Culp Inc	Barclays Bank	(1,784)
10,042	Culp Inc	Goldman Sachs	(17,975)
16,166	Culp Inc	HSBC	(31,685)
8,616	Culp Inc	Morgan Stanley	(1,465)
2,344	Cummins Inc	Bank of America Merrill Lynch	(50,560)
4,281	Cummins Inc	Barclays Bank	(39,941)
2,238	Cummins Inc	Goldman Sachs	(38,625)
6,547	Cummins Inc	HSBC	(79,800)
(2,004)	Cummins Inc	Morgan Stanley	27,094
2,447	Cumulus Media Inc 'A'	Bank of America Merrill Lynch	(1,688)
15,269	Cumulus Media Inc 'A'	Barclays Bank	(1,069)

保有高	銘柄	取引相手	未実現純評価益 /(損) (米ドル)
	米国(続き)		
14,969	Cumulus Media Inc 'A'	HSBC	(17,663)
7,071	Cumulus Media Inc 'A'	Morgan Stanley	(495)
(3,365)	CureVac NV	Barclays Bank	(25,305)
(1,523)	CureVac NV	HSBC	(11,565)
2,497	CuriosityStream Inc	Barclays Bank	(1,798)
2,341	CuriosityStream Inc	Goldman Sachs	(2,711)
(21,005)	Curis Inc	Barclays Bank	5,213
(3,022)	Curis Inc	Goldman Sachs	2,629
(4,618)	Curis Inc	HSBC	5,403
2,712	Curo Group Holdings Corp	Bank of America Merrill Lynch	(976)
4,339	Curo Group Holdings Corp	Barclays Bank	(7,073)
3,789	Curo Group Holdings Corp	HSBC	-
3,670	Curo Group Holdings Corp	Morgan Stanley	(5,982)
(933)	Curtiss- Wright Corp	Bank of America Merrill Lynch	4,390
(1,364)	Curtiss- Wright Corp	Barclays Bank	6,152
12,661	Curtiss- Wright Corp	Goldman Sachs	(41,275)
2,030	Curtiss- Wright Corp	HSBC	(13,946)
3,098	Curtiss- Wright Corp	Morgan Stanley	(13,972)
(576)	Curtiss- Wright Corp	Morgan Stanley	3,902
32,295	Cushman & Wakefield Plc	Barclays Bank	(14,856)
30,752	Cushman & Wakefield Plc	Goldman Sachs	(7,996)
5,206	Cushman & Wakefield Plc	HSBC	(5,518)
7,848	Custom Truck One Source Inc	Morgan Stanley	(7,926)
(1,204)	Customers Bancorp Inc	Barclays Bank	(217)
(3,419)	Customers Bancorp Inc	Goldman Sachs	615
(3,491)	Customers Bancorp Inc	HSBC	2,257
(3,893)	Cutera Inc	Goldman Sachs	31,923
(22,480)	CVB Financial Corp	Barclays Bank	41,138
(30,762)	CVB Financial Corp	Goldman Sachs	47,989
(32,046)	CVB Financial Corp	HSBC	49,351
(13,038)	CVR Energy Inc	Barclays Bank	11,734
(12,251)	CVR Energy Inc	Goldman Sachs	34,914
(4,093)	CVR Energy Inc	HSBC	8,243
1,498	CVRx Inc	Goldman Sachs	(10,022)
3,757	CVRx Inc	Morgan Stanley	(7,289)
3,608	CVS Health Corp	Barclays Bank	(9,742)
6,454	CVS Health Corp	Goldman Sachs	(20,653)
(2,141)	CyberOptics Corp	Barclays Bank	2,848
(816)	CyberOptics Corp	HSBC	857
(7,687)	CyberOptics Corp	Morgan Stanley	10,224
(11,088)	Cyclerion Therapeutics Inc	HSBC	5,433
(28,686)	Cyclerion Therapeutics Inc	Morgan Stanley	(5,450)
37,047	Cymabay Therapeutics Inc	Bank of America Merrill Lynch	(31,860)
25,603	Cymabay Therapeutics Inc	Goldman Sachs	(22,019)
13,324	Cymabay Therapeutics Inc	Morgan Stanley	(5,996)

保有高	銘柄	取引相手	未実現純評価益 /(損) (米ドル)
	米国(続き)		
14,206	Cytek Biosciences Inc	Barclays Bank	7,671
1,373	Cytek Biosciences Inc	Goldman Sachs	(4,764)
(16,765)	Cytokinetics Inc	Barclays Bank	43,421
(361)	Cytokinetics Inc	Morgan Stanley	935
(27,289)	CytomX Therapeutics Inc	Barclays Bank	21,831
(66,356)	CytomX Therapeutics Inc	Goldman Sachs	49,767
(4,970)	CytomX Therapeutics Inc	Morgan Stanley	3,976
(5,451)	CytoSorbents Corp	Bank of America Merrill Lynch	5,887
(46,950)	CytoSorbents Corp	Barclays Bank	5,165
(14,430)	CytoSorbents Corp	Goldman Sachs	15,584
(3,901)	CytoSorbents Corp	Morgan Stanley	429
(140)	Daily Journal Corp	Bank of America Merrill Lynch	(1,700)
(259)	Daily Journal Corp	Barclays Bank	1,971
112,975	Daktronics Inc	Barclays Bank	(18,076)
66,806	Daktronics Inc	Goldman Sachs	(25,386)
29,371	Daktronics Inc	HSBC	(33,483)
47,595	Daktronics Inc	Morgan Stanley	(7,615)
(29,796)	Dana Inc	Goldman Sachs	66,594
(18,774)	Dana Inc	HSBC	31,259
2,405	Danaher Corp	Bank of America Merrill Lynch	69,961
6,607	Danaher Corp	Barclays Bank	99,369
2,152	Danaher Corp	HSBC	32,170
9,675	Danaher Corp	Morgan Stanley	145,512
(41,373)	Danimer Scientific Inc	Barclays Bank	(13,750)
2,043	Darden Restaurants Inc	Bank of America Merrill Lynch	(15,813)
5,480	Darden Restaurants Inc	Barclays Bank	(30,774)
2,479	Darden Restaurants Inc	Goldman Sachs	(15,739)
3,781	Darden Restaurants Inc	HSBC	(31,440)
2,029	Darden Restaurants Inc	Morgan Stanley	(6,946)
(8,978)	DarioHealth Corp	Bank of America Merrill Lynch	8,529
(9,003)	DarioHealth Corp	Barclays Bank	2,881
(537)	Darling Ingredients Inc	Bank of America Merrill Lynch	4,344
(7,170)	Darling Ingredients Inc	Barclays Bank	22,729
540	Darling Ingredients Inc	Barclays Bank	(1,712)
(12,980)	Darling Ingredients Inc	Goldman Sachs	105,008
5,017	Darling Ingredients Inc	Goldman Sachs	(16,858)
(21,300)	Darling Ingredients Inc	HSBC	281,688
672	Darling Ingredients Inc	HSBC	(4,345)
(1,424)	Darling Ingredients Inc	Morgan Stanley	4,514
1,731	Darling Ingredients Inc	Morgan Stanley	(6,744)
4,502	DASAN Zhong Solutions Inc	Barclays Bank	(2,161)
9,687	DASAN Zhong Solutions Inc	Goldman Sachs	(5,618)
2,708	DASAN Zhong Solutions Inc	HSBC	(2,383)
7,595	DASAN Zhong Solutions Inc	Morgan Stanley	(3,646)
(22,923)	Daseke Inc	Bank of America Merrill Lynch	12,608

保有高	銘柄	取引相手	未実現純評価益 /(損) (米ドル)
	米国(続き)		
(4,710)	Daseke Inc	Barclays Bank	3,156
(26,016)	Daseke Inc	Goldman Sachs	14,309
(2,790)	Daseke Inc	HSBC	558
(810)	Datadog Inc 'A'	Barclays Bank	(2,244)
(1,113)	Datadog Inc 'A'	Goldman Sachs	8,325
(4,258)	Datadog Inc 'A'	Morgan Stanley	(11,795)
2,660	Datto Holding Corp	Barclays Bank	1,463
6,140	Datto Holding Corp	Goldman Sachs	(5,616)
23,059	Datto Holding Corp	HSBC	(18,617)
2,236	Dave & Buster's Entertainment Inc	Bank of America Merrill Lynch	(12,678)
2,172	Dave & Buster's Entertainment Inc	Barclays Bank	(8,167)
9,143	Dave & Buster's Entertainment Inc	Goldman Sachs	(51,841)
3,840	Dave & Buster's Entertainment Inc	HSBC	(24,169)
(20,837)	DaVita Inc	Barclays Bank	116,688
(694)	DaVita Inc	HSBC	3,353
(12,217)	DaVita Inc	Morgan Stanley	68,415
1,792	Day One Biopharmaceuticals Inc	Barclays Bank	(1,667)
5,655	Day One Biopharmaceuticals Inc	Barclays Bank	(16,286)
3,457	Day One Biopharmaceuticals Inc	Goldman Sachs	(10,924)
1,589	Day One Biopharmaceuticals Inc	HSBC	(10,694)
2,340	Day One Biopharmaceuticals Inc	Morgan Stanley	(2,176)
1,192	Decibel Therapeutics Inc	Bank of America Merrill Lynch	(727)
1,132	Decibel Therapeutics Inc	Barclays Bank	(702)
7,211	Decibel Therapeutics Inc	HSBC	(3,894)
2,475	Deciphera Pharmaceuticals Inc	Bank of America Merrill Lynch	(2,376)
23,493	Deciphera Pharmaceuticals Inc	Barclays Bank	(7,129)
6,122	Deciphera Pharmaceuticals Inc	Goldman Sachs	(5,877)
3,359	Deciphera Pharmaceuticals Inc	HSBC	(6,349)
8,954	Deciphera Pharmaceuticals Inc	Morgan Stanley	(3,403)
(971)	Deckers Outdoor Corp	Bank of America Merrill Lynch	6,661
(2,776)	Deckers Outdoor Corp	Barclays Bank	56,158
(1,182)	Deckers Outdoor Corp	Goldman Sachs	9,809
(3,346)	Deckers Outdoor Corp	HSBC	31,936
(586)	Deckers Outdoor Corp	Morgan Stanley	11,855
8,620	Deere & Co	Barclays Bank	12,240
15,636	Deere & Co	Goldman Sachs	(165,273)
981	Deere & Co	Morgan Stanley	1,393
2,298	Del Taco Restaurants Inc	Barclays Bank	(1,287)
4,539	Del Taco Restaurants Inc	HSBC	(4,176)
5,065	Del Taco Restaurants Inc	Morgan Stanley	(2,836)
8,583	Delek US Holdings Inc	Barclays Bank	(3,176)
14,035	Delek US Holdings Inc	Morgan Stanley	(5,193)
2,036	Dell Technologies Inc 'C'	Bank of America Merrill Lynch	1,446
48,866	Dell Technologies Inc 'C'	Barclays Bank	107,071
30,963	Dell Technologies Inc 'C'	Goldman Sachs	17,320

保有高	銘柄	取引相手	未実現純評価益 /(損) (米ドル)
	米国(続き)		
23,048	Dell Technologies Inc 'C'	HSBC	27,763
12,120	Dell Technologies Inc 'C'	Morgan Stanley	27,634
(6,008)	Delta Air Lines Inc	Barclays Bank	24,032
25,818	Delta Air Lines Inc	Barclays Bank	(44,718)
(35,223)	Delta Air Lines Inc	Goldman Sachs	232,824
25,283	Delta Air Lines Inc	Goldman Sachs	(101,707)
13,047	Delta Air Lines Inc	HSBC	(31,530)
(7,914)	Delta Apparel Inc	Barclays Bank	(5,777)
(1,823)	Delta Apparel Inc	Goldman Sachs	(6,016)
(4,000)	Delta Apparel Inc	HSBC	(10,240)
(8,580)	Delta Apparel Inc	Morgan Stanley	(6,263)
(3,146)	Deluxe Corp	Barclays Bank	7,928
3,048	Denali Therapeutics Inc	Bank of America Merrill Lynch	(15,637)
(601)	Denali Therapeutics Inc	Barclays Bank	162
7,314	Denali Therapeutics Inc	Barclays Bank	(2,058)
2,675	Denali Therapeutics Inc	Goldman Sachs	(13,723)
(1,006)	Denali Therapeutics Inc	HSBC	2,314
2,654	Denali Therapeutics Inc	Morgan Stanley	(1,568)
(499)	Denbury Inc	Barclays Bank	459
(2,797)	Denbury Inc	Goldman Sachs	3,536
(2,067)	Denbury Inc	HSBC	4,685
(14,241)	Denny's Corp	Barclays Bank	11,535
(27,637)	Denny's Corp	Goldman Sachs	32,888
(23,564)	Denny's Corp	HSBC	52,312
23,186	DENTSPLY SIRONA Inc	Bank of America Merrill Lynch	(146,051)
23,620	DENTSPLY SIRONA Inc	Barclays Bank	(73,806)
30,287	DENTSPLY SIRONA Inc	Goldman Sachs	(186,690)
20,337	DENTSPLY SIRONA Inc	HSBC	(145,767)
8,228	DENTSPLY SIRONA Inc	Morgan Stanley	(31,266)
(11,686)	DermTech Inc	Barclays Bank	6,778
(7,451)	DermTech Inc	HSBC	68,475
2,973	Design Therapeutics Inc	Bank of America Merrill Lynch	(5,203)
2,416	Design Therapeutics Inc	Barclays Bank	(5,219)
1,648	Design Therapeutics Inc	HSBC	132
5,189	Design Therapeutics Inc	Morgan Stanley	(11,208)
5,997	Designer Brands Inc 'A'	Barclays Bank	(16,372)
5,754	Designer Brands Inc 'A'	Goldman Sachs	(9,724)
13,924	Designer Brands Inc 'A'	HSBC	(9,760)
6,679	Designer Brands Inc 'A'	Morgan Stanley	(18,234)
3,925	Desktop Metal Inc 'A'	Goldman Sachs	(791)
29,712	Desktop Metal Inc 'A'	HSBC	(12,573)
(25,130)	Destination XL Group Inc	Goldman Sachs	29,402
39,138	Devon Energy Corp	Barclays Bank	67,708
34,801	Devon Energy Corp	Goldman Sachs	(10,788)
9,966	Devon Energy Corp	HSBC	(12,458)

保有高	銘柄	取引相手	未実現純評価益 /(損) (米ドル)
	米国(続き)		
7,586	Devon Energy Corp	Morgan Stanley	13,124
4,176	Dexcom Inc	Goldman Sachs	(301,215)
790	Dexcom Inc	HSBC	(53,143)
(11,060)	DHI Group Inc	Bank of America Merrill Lynch	3,982
(31,054)	DHI Group Inc	Barclays Bank	621
(22,836)	DHI Group Inc	Goldman Sachs	8,221
(7,065)	DHI Group Inc	HSBC	(565)
(21,654)	DHI Group Inc	Morgan Stanley	433
8,491	DHT Holdings Inc	Goldman Sachs	(4,670)
(2,516)	Diamond Hill Investment Group Inc	Bank of America Merrill Lynch	49,616
(2,354)	Diamond Hill Investment Group Inc	Barclays Bank	57,296
886	Diamondback Energy Inc	Barclays Bank	3,712
(2,834)	Diamondback Energy Inc	Barclays Bank	(11,874)
4,190	Diamondback Energy Inc	Goldman Sachs	(6,327)
(3,681)	Diamondback Energy Inc	Goldman Sachs	9,844
2,206	Diamondback Energy Inc	HSBC	(4,391)
(2,504)	Diamondback Energy Inc	HSBC	(4,891)
3,040	Diamondback Energy Inc	Morgan Stanley	12,738
87,044	DiamondRock Hospitality Co (REIT)	HSBC	(130,566)
2,333	DiamondRock Hospitality Co (REIT)	Morgan Stanley	(1,493)
581	DICE Therapeutics Inc	Goldman Sachs	(177)
706	DICE Therapeutics Inc	HSBC	(1,112)
531	Dick 's Sporting Goods Inc	Bank of America Merrill Lynch	(7,498)
2,956	Dick 's Sporting Goods Inc	Barclays Bank	(28,892)
223	Dick 's Sporting Goods Inc	Goldman Sachs	(3,149)
6,606	Dick 's Sporting Goods Inc	HSBC	(63,418)
2,019	Diebold Nixdorf Inc	Barclays Bank	(949)
3,369	Diebold Nixdorf Inc	Goldman Sachs	(1,819)
5,687	Diebold Nixdorf Inc	HSBC	(7,393)
(33,780)	Digi International Inc	Goldman Sachs	64,182
(5,873)	Digi International Inc	Morgan Stanley	7,048
(2,038)	Digimarc Corp	Barclays Bank	6,420
(10,560)	Digimarc Corp	Goldman Sachs	76,312
(13,404)	Digital Landscape Group Inc	Barclays Bank	5,630
(23,609)	Digital Landscape Group Inc	Goldman Sachs	39,889
7,862	Digital Media Solutions Inc 'A'	Barclays Bank	(4,088)
8,878	Digital Media Solutions Inc 'A'	Goldman Sachs	(15,980)
(635)	Digital Realty Trust Inc (REIT)	Bank of America Merrill Lynch	(4,953)
(4,019)	Digital Realty Trust Inc (REIT)	Barclays Bank	(21,422)
(9,066)	Digital Realty Trust Inc (REIT)	Goldman Sachs	(70,715)
(1,331)	Digital Realty Trust Inc (REIT)	HSBC	(17,223)
(2,389)	Digital Realty Trust Inc (REIT)	Morgan Stanley	(13,904)
(6,650)	Digital Turbine Inc	Bank of America Merrill Lynch	77,672
(4,739)	Digital Turbine Inc	Barclays Bank	12,274
(16,965)	Digital Turbine Inc	Goldman Sachs	176,228

保有高	銘柄	取引相手	未実現純評価益 /(損) (米ドル)
	米国(続き)		
(3,874)	Digital Turbine Inc	HSBC	58,529
(1,370)	Digital Turbine Inc	Morgan Stanley	3,548
9,448	DigitalBridge Group Inc (REIT)	Barclays Bank	4,535
13,191	DigitalBridge Group Inc (REIT)	Goldman Sachs	(1,715)
1,941	DigitalOcean Holdings Inc	Barclays Bank	1,514
540	DigitalOcean Holdings Inc	Goldman Sachs	(8,321)
(596)	DigitalOcean Holdings Inc	HSBC	5,631
1,664	DigitalOcean Holdings Inc	HSBC	(14,876)
565	DigitalOcean Holdings Inc	Morgan Stanley	441
(465)	Dillard's Inc 'A'	Bank of America Merrill Lynch	15,405
(1,232)	Dillard's Inc 'A'	Barclays Bank	86,092
175	Dillard's Inc 'A'	Barclays Bank	(12,229)
(804)	Dillard's Inc 'A'	Goldman Sachs	40,757
(1,320)	Dillard's Inc 'A'	HSBC	(6,788)
(3,062)	Dime Community Bancshares Inc	Bank of America Merrill Lynch	9,155
(18,675)	Dime Community Bancshares Inc	Barclays Bank	44,578
(15,679)	Dime Community Bancshares Inc	Goldman Sachs	46,880
(5,642)	Dime Community Bancshares Inc	HSBC	(34,761)
(22,304)	Dime Community Bancshares Inc	Morgan Stanley	53,084
892	Dine Brands Global Inc	Goldman Sachs	(10,552)
(14,176)	Diodes Inc	Barclays Bank	2,693
(3,461)	Diodes Inc	Morgan Stanley	658
(538)	Discover Financial Services	Bank of America Merrill Lynch	3,976
(2,843)	Discover Financial Services	Barclays Bank	15,295
(4,579)	Discover Financial Services	HSBC	26,379
(12,339)	Discover Financial Services	Morgan Stanley	66,384
19,084	Discovery Inc 'A'	Bank of America Merrill Lynch	(80,344)
32,340	Discovery Inc 'A'	Barclays Bank	(59,915)
6,564	Discovery Inc 'A'	Goldman Sachs	(27,634)
13,261	Discovery Inc 'A'	HSBC	(26,866)
5,362	Discovery Inc 'A'	Morgan Stanley	(10,188)
(15,271)	DISH Network Corp 'A'	Bank of America Merrill Lynch	58,946
(79,577)	DISH Network Corp 'A'	Barclays Bank	99,471
(23,603)	DISH Network Corp 'A'	HSBC	124,125
(32,262)	DISH Network Corp 'A'	Morgan Stanley	40,328
(2,166)	Diversey Holdings Ltd	Barclays Bank	(520)
3,916	Diversey Holdings Ltd	Goldman Sachs	(2,115)
(8,267)	Diversey Holdings Ltd	HSBC	26,620
(33,020)	Diversified Healthcare Trust (REIT)	Bank of America Merrill Lynch	22,123
(17,673)	Diversified Healthcare Trust (REIT)	Barclays Bank	6,186
(29,925)	Diversified Healthcare Trust (REIT)	Goldman Sachs	20,050
(31,712)	Diversified Healthcare Trust (REIT)	HSBC	12,726
(26,647)	Diversified Healthcare Trust (REIT)	Morgan Stanley	9,326
(3,808)	DMC Global Inc	Goldman Sachs	18,507
(3,582)	DMC Global Inc	HSBC	35,175

保有高	銘柄	取引相手	未実現純評価益 /(損) (米ドル)
	米国(続き)		
(3,076)	DMC Global Inc	Morgan Stanley	4,030
403	DocuSign Inc	Barclays Bank	2,495
1,123	DocuSign Inc	Goldman Sachs	(10,972)
86	DocuSign Inc	HSBC	(933)
(6,818)	Dolby Laboratories Inc 'A'	Bank of America Merrill Lynch	17,795
(11,669)	Dolby Laboratories Inc 'A'	Barclays Bank	17,620
1,639	Dolby Laboratories Inc 'A'	Barclays Bank	(2,475)
(3,865)	Dolby Laboratories Inc 'A'	Goldman Sachs	10,088
2,554	Dolby Laboratories Inc 'A'	Goldman Sachs	(7,514)
5,038	Dolby Laboratories Inc 'A'	HSBC	(21,196)
(9,185)	Dolby Laboratories Inc 'A'	Morgan Stanley	13,869
(4,016)	Dollar General Corp	Barclays Bank	14,859
(1,559)	Dollar General Corp	Morgan Stanley	5,768
(21,821)	Dollar Tree Inc	Barclays Bank	(112,596)
(7,251)	Dollar Tree Inc	Goldman Sachs	(25,527)
13,660	Doma Holdings Inc	Goldman Sachs	(19,534)
14,796	Doma Holdings Inc	HSBC	(8,878)
20,251	Doma Holdings Inc	Morgan Stanley	(12,151)
(30,976)	Dominion Energy Inc	Bank of America Merrill Lynch	63,361
(30,876)	Dominion Energy Inc	Barclays Bank	13,894
(18,224)	Dominion Energy Inc	Goldman Sachs	41,733
(15,897)	Dominion Energy Inc	HSBC	15,738
(61,323)	Dominion Energy Inc	Morgan Stanley	27,595
(305)	Domino's Pizza Inc	Bank of America Merrill Lynch	(146)
1,109	Domino's Pizza Inc	Barclays Bank	954
(2,128)	Domino's Pizza Inc	Barclays Bank	(1,830)
(1,516)	Domino's Pizza Inc	Goldman Sachs	(25,620)
926	Domino's Pizza Inc	HSBC	34,771
(1,069)	Domino's Pizza Inc	HSBC	(22,833)
(472)	Domino's Pizza Inc	Morgan Stanley	(1,349)
768	Domo Inc 'B'	Barclays Bank	(645)
1,485	Domo Inc 'B'	Goldman Sachs	(16,053)
1,234	Domo Inc 'B'	HSBC	(16,486)
679	Domo Inc 'B'	Morgan Stanley	(570)
5,944	Donaldson Co Inc	Bank of America Merrill Lynch	(13,635)
16,191	Donaldson Co Inc	Barclays Bank	(46,792)
42,087	Donaldson Co Inc	Goldman Sachs	(153,312)
37,541	Donaldson Co Inc	HSBC	(116,270)
13,866	Donaldson Co Inc	Morgan Stanley	(40,073)
36,445	Donegal Group Inc 'A'	Bank of America Merrill Lynch	(19,316)
35,388	Donegal Group Inc 'A'	Barclays Bank	(12,386)
7,654	Donegal Group Inc 'A'	Goldman Sachs	(4,057)
19,217	Donegal Group Inc 'A'	HSBC	(12,107)
25,618	Donegal Group Inc 'A'	Morgan Stanley	(8,966)
1,185	Donnelley Financial Solutions Inc	Barclays Bank	2,074

保有高	銘柄	取引相手	未実現純評価益 /(損) (米ドル)
	米国(続き)		
1,213	Donnelley Financial Solutions Inc	Goldman Sachs	(405)
2,779	Donnelley Financial Solutions Inc	Morgan Stanley	4,863
(869)	DoorDash Inc 'A'	Goldman Sachs	49,689
(197)	DoorDash Inc 'A'	HSBC	8,238
(55,486)	Dorian LPG Ltd	Barclays Bank	27,743
(32,232)	Dorian LPG Ltd	Goldman Sachs	26,430
(10,684)	Dorian LPG Ltd	Morgan Stanley	5,342
305	Dorman Products Inc	Barclays Bank	(2,724)
2,403	Dorman Products Inc	Goldman Sachs	(12,615)
975	Dorman Products Inc	HSBC	(5,257)
709	Dorman Products Inc	Morgan Stanley	(6,331)
(18,629)	DoubleVerify Holdings Inc	Goldman Sachs	40,425
(4,991)	DoubleVerify Holdings Inc	HSBC	10,531
5,085	Douglas Dynamics Inc	Barclays Bank	(20,493)
6,177	Douglas Dynamics Inc	HSBC	(24,214)
16,656	Douglas Emmett Inc (REIT)	Barclays Bank	(41,473)
35,853	Douglas Emmett Inc (REIT)	Goldman Sachs	(135,166)
24,153	Douglas Emmett Inc (REIT)	Morgan Stanley	(60,141)
(4,689)	Dova Pharmaceuticals Inc*	HSBC	(2,532)
(6,230)	Dover Corp	Barclays Bank	36,632
(6,660)	Dover Corp	Goldman Sachs	23,177
(2,387)	Dover Corp	Morgan Stanley	14,036
(4,359)	Dow Inc	Barclays Bank	12,728
(6,588)	Dow Inc	HSBC	17,788
(922)	Doximity Inc 'A'	Bank of America Merrill Lynch	4,038
(2,568)	Doximity Inc 'A'	Barclays Bank	(18,823)
967	DR Horton Inc	Bank of America Merrill Lynch	(1,404)
19,082	DR Horton Inc	Barclays Bank	(573)
35,973	DR Horton Inc	Goldman Sachs	102,163
4,966	DR Horton Inc	HSBC	34,714
19,083	DR Horton Inc	Morgan Stanley	1,707
(1,697)	DraftKings Inc 'A'	Bank of America Merrill Lynch	7,530
(824)	DraftKings Inc 'A'	Goldman Sachs	3,601
1,355	DraftKings Inc 'A'	HSBC	(2,616)
(4,069)	DraftKings Inc 'A'	Morgan Stanley	7,324
29,089	Dril-Quip Inc	Barclays Bank	(34,616)
5,093	Dril-Quip Inc	Goldman Sachs	(8,505)
6,420	Dril-Quip Inc	Morgan Stanley	(7,640)
(7,736)	Drive Shack Inc	Goldman Sachs	4,951
8,576	Driven Brands Holdings Inc	HSBC	(686)
15,819	Driven Brands Holdings Inc	Morgan Stanley	(6,011)
(5,690)	Dropbox Inc 'A'	Bank of America Merrill Lynch	9,730
(30,520)	Dropbox Inc 'A'	Barclays Bank	(13,124)
(26,099)	Dropbox Inc 'A'	Goldman Sachs	44,629
(22,465)	Dropbox Inc 'A'	HSBC	66,301

保有高	銘柄	取引相手	未実現純評価益 /(損) (米ドル)
	米国(続き)		
(5,672)	Dropbox Inc 'A'	Morgan Stanley	(2,439)
1,327	DT Midstream Inc	Barclays Bank	52
8,181	DT Midstream Inc	Goldman Sachs	(15,789)
7,105	DT Midstream Inc	HSBC	(6,852)
3,342	DT Midstream Inc	Morgan Stanley	2,507
3,064	DTE Energy Co	Bank of America Merrill Lynch	(9,041)
31,739	DTE Energy Co	Barclays Bank	(85,577)
81,159	DTE Energy Co	Goldman Sachs	(246,128)
44,197	DTE Energy Co	HSBC	(94,961)
31,401	DTE Energy Co	Morgan Stanley	(87,295)
6,801	Duck Creek Technologies Inc	Barclays Bank	5,917
5,702	Duck Creek Technologies Inc	Goldman Sachs	(2,965)
2,787	Duck Creek Technologies Inc	HSBC	(3,344)
(8,179)	Duckhorn Portfolio Inc	Barclays Bank	(2,454)
11,063	Ducommun Inc	Barclays Bank	(39,495)
5,319	Ducommun Inc	Goldman Sachs	(27,335)
2,477	Ducommun Inc	HSBC	(19,080)
9,253	Duke Energy Corp	Barclays Bank	(13,417)
3,270	Duke Energy Corp	HSBC	(8,567)
3,915	Duke Realty Corp (REIT)	Barclays Bank	2,388
1,367	Duke Realty Corp (REIT)	Goldman Sachs	2,064
2,331	Duluth Holdings Inc 'B'	Goldman Sachs	(5,618)
1,940	Duluth Holdings Inc 'B'	HSBC	(5,025)
6,196	Duluth Holdings Inc 'B'	Morgan Stanley	(10,471)
(7,347)	Dun & Bradstreet Holdings Inc	Bank of America Merrill Lynch	11,608
(32,282)	Dun & Bradstreet Holdings Inc	Barclays Bank	(9,362)
(37,518)	Dun & Bradstreet Holdings Inc	Goldman Sachs	47,242
(24,077)	Dun & Bradstreet Holdings Inc	HSBC	12,757
(13,883)	Dun & Bradstreet Holdings Inc	Morgan Stanley	(4,026)
(6,032)	Duolingo Inc	Morgan Stanley	80,822
(6,667)	DuPont de Nemours Inc	Bank of America Merrill Lynch	20,934
(3,701)	DuPont de Nemours Inc	Barclays Bank	6,680
(16,834)	DuPont de Nemours Inc	Goldman Sachs	51,519
(44,703)	DuPont de Nemours Inc	HSBC	184,530
(52,906)	Durect Corp	Bank of America Merrill Lynch	6,878
(33,312)	Durect Corp	Barclays Bank	999
(94,579)	Durect Corp	Goldman Sachs	12,295
(2,056)	DXC Technology Co	Bank of America Merrill Lynch	5,078
(6,431)	DXC Technology Co	Barclays Bank	3,473
(14,596)	DXC Technology Co	Goldman Sachs	36,052
4,935	DXC Technology Co	Goldman Sachs	(9,555)
(1,672)	DXC Technology Co	Morgan Stanley	903
(135)	DXP Enterprises Inc	Bank of America Merrill Lynch	678
(7,279)	DXP Enterprises Inc	Barclays Bank	22,419
(658)	DXP Enterprises Inc	Morgan Stanley	2,027

保有高	銘柄	取引相手	未実現純評価益 /(損) (米ドル)
	米国(続き)		
7,549	Dyadic International Inc	Barclays Bank	3,020
6,094	Dyadic International Inc	Morgan Stanley	2,438
(2,512)	Dycom Industries Inc	Barclays Bank	(16,002)
(268)	Dycom Industries Inc	Goldman Sachs	(3,076)
8,825	Dynatrace Inc	Barclays Bank	7,062
8,567	Dynatrace Inc	Goldman Sachs	(48,960)
10,460	Dynatrace Inc	HSBC	(52,814)
1,129	Dynatrace Inc	Morgan Stanley	514
(10,383)	Dynavax Technologies Corp	Barclays Bank	208
(1,739)	Dynavax Technologies Corp	Goldman Sachs	(205)
2,813	Dyne Therapeutics Inc	Bank of America Merrill Lynch	(647)
10,960	Dyne Therapeutics Inc	Barclays Bank	(9,097)
3,161	Dyne Therapeutics Inc	Goldman Sachs	(727)
11,005	Dyne Therapeutics Inc	HSBC	(9,574)
4,272	Dyne Therapeutics Inc	Morgan Stanley	(3,546)
(17,137)	Dynex Capital Inc	Barclays Bank	5,141
(45,763)	Dynex Capital Inc	Goldman Sachs	26,029
(16,785)	Dynex Capital Inc	HSBC	15,610
(29,239)	Dynex Capital Inc	Morgan Stanley	8,772
41,673	E2open Parent Holdings Inc	Barclays Bank	4,371
2,285	E2open Parent Holdings Inc	HSBC	766
(41,437)	Eagle Bancorp Inc	Barclays Bank	147,516
(51,298)	Eagle Bancorp Inc	Goldman Sachs	203,140
(11,989)	Eagle Bancorp Inc	HSBC	43,880
(11,578)	Eagle Bancorp Inc	Morgan Stanley	41,218
9,119	Eagle Bancorp Montana Inc	Bank of America Merrill Lynch	(9,575)
9,526	Eagle Bancorp Montana Inc	Barclays Bank	(5,287)
11,302	Eagle Bancorp Montana Inc	Goldman Sachs	(11,867)
6,311	Eagle Bancorp Montana Inc	HSBC	(6,753)
16,631	Eagle Bancorp Montana Inc	Morgan Stanley	(9,230)
(1,853)	Eagle Materials Inc	Bank of America Merrill Lynch	5,108
(55,878)	Eagle Materials Inc	Barclays Bank	188,308
(20,341)	Eagle Materials Inc	Goldman Sachs	78,720
(15,543)	Eagle Materials Inc	HSBC	35,823
(30,081)	Eagle Materials Inc	Morgan Stanley	101,373
(685)	Eagle Pharmaceuticals Inc	Bank of America Merrill Lynch	2,377
(2,415)	Eagle Pharmaceuticals Inc	Barclays Bank	6,472
(949)	Eagle Pharmaceuticals Inc	Goldman Sachs	3,293
(396)	Eagle Pharmaceuticals Inc	HSBC	1,418
4,270	Eargo Inc	Barclays Bank	(1,836)
1,864	Eargo Inc	Morgan Stanley	(802)
(8,859)	Earthstone Energy Inc 'A'	Barclays Bank	(620)
(6,988)	Earthstone Energy Inc 'A'	Morgan Stanley	(489)
8,601	East West Bancorp Inc	Bank of America Merrill Lynch	(55,982)
6,530	East West Bancorp Inc	Barclays Bank	(34,609)

保有高	銘柄	取引相手	未実現純評価益 /(損) (米ドル)
	米国(続き)		
7,831	East West Bancorp Inc	Goldman Sachs	(53,877)
7,119	East West Bancorp Inc	HSBC	(43,924)
(3,572)	East West Bancorp Inc	Morgan Stanley	18,932
3,655	East West Bancorp Inc	Morgan Stanley	(16,601)
17,948	Easterly Government Properties Inc (REIT)	Bank of America Merrill Lynch	(8,077)
56,698	Easterly Government Properties Inc (REIT)	Barclays Bank	(23,813)
108,023	Easterly Government Properties Inc (REIT)	Goldman Sachs	(48,610)
20,168	Easterly Government Properties Inc (REIT)	HSBC	(10,689)
3,865	Easterly Government Properties Inc (REIT)	Morgan Stanley	(1,623)
(28,482)	Eastern Bankshares Inc	Barclays Bank	34,897
(62,253)	Eastern Bankshares Inc	Goldman Sachs	47,791
(6,206)	Eastern Bankshares Inc	HSBC	10,488
(14,594)	Eastern Co	Bank of America Merrill Lynch	15,762
(11,685)	Eastern Co	Barclays Bank	(9,699)
(14,491)	Eastern Co	Goldman Sachs	15,650
(2,590)	Eastern Co	HSBC	(1,968)
(1,315)	Eastern Co	Morgan Stanley	(1,091)
20,502	EastGroup Properties Inc (REIT)	Barclays Bank	(50,309)
(7,510)	EastGroup Properties Inc (REIT)	Goldman Sachs	17,648
24,765	EastGroup Properties Inc (REIT)	Goldman Sachs	(57,000)
3,762	EastGroup Properties Inc (REIT)	HSBC	3,265
1,835	EastGroup Properties Inc (REIT)	Morgan Stanley	(4,459)
1,557	Eastman Chemical Co	Barclays Bank	(9,903)
1,816	Eastman Chemical Co	HSBC	(10,740)
(10,333)	Eastman Kodak Co	Barclays Bank	5,373
(2,378)	Eastman Kodak Co	Goldman Sachs	2,330
(13,602)	Eastman Kodak Co	Morgan Stanley	7,073
(5,128)	Eaton Corp Plc	Barclays Bank	31,435
(19,601)	Eaton Corp Plc	Goldman Sachs	131,447
(25,147)	Eaton Corp Plc	HSBC	189,357
(4,168)	Eaton Corp Plc	Morgan Stanley	25,550
(5,845)	eBay Inc	Barclays Bank	21,860
(31,444)	eBay Inc	Goldman Sachs	137,724
(10,889)	eBay Inc	HSBC	42,794
(28,730)	Ebix Inc	Barclays Bank	108,599
(21,042)	Ebix Inc	Goldman Sachs	112,154
(1,179)	Ebix Inc	HSBC	8,843
(5,357)	Ebix Inc	Morgan Stanley	20,249
705	EchoStar Corp 'A'	Bank of America Merrill Lynch	(1,340)
29,399	EchoStar Corp 'A'	Barclays Bank	(33,515)
22,508	EchoStar Corp 'A'	Goldman Sachs	(42,765)
10,969	EchoStar Corp 'A'	HSBC	20,732
5,652	EchoStar Corp 'A'	Morgan Stanley	(6,443)
3,061	Ecolab Inc	Bank of America Merrill Lynch	(28,896)
8,063	Ecolab Inc	Barclays Bank	(68,371)

保有高	銘柄	取引相手	未実現純評価益 /(損) (米ドル)
	米国(続き)		
25,021	Ecolab Inc	Goldman Sachs	(234,452)
20,581	Ecolab Inc	HSBC	(97,395)
6,786	Ecolab Inc	Morgan Stanley	(57,817)
12,325	Ecovyst Inc	Goldman Sachs	(39,194)
(5,976)	Edgewell Personal Care Co	Bank of America Merrill Lynch	2,988
(9,777)	Edgewell Personal Care Co	Barclays Bank	22,683
(7,541)	Edgewell Personal Care Co	Goldman Sachs	3,771
976	Edgewise Therapeutics Inc	Bank of America Merrill Lynch	(1,523)
5,185	Edgewise Therapeutics Inc	Barclays Bank	(22,503)
5,282	Edgewise Therapeutics Inc	Goldman Sachs	(8,240)
1,191	Edgewise Therapeutics Inc	HSBC	(2,394)
3,070	Edgewise Therapeutics Inc	Morgan Stanley	(13,324)
(8,154)	Edison International	Bank of America Merrill Lynch	(7,583)
(17,579)	Edison International	Barclays Bank	(10,899)
(40,338)	Edison International	Goldman Sachs	(37,514)
(10,748)	Edison International	HSBC	(3,766)
(2,501)	Edison International	Morgan Stanley	(1,551)
(752)	Editas Medicine Inc	Bank of America Merrill Lynch	2,452
(4,959)	Editas Medicine Inc	Barclays Bank	5,603
(9,310)	Editas Medicine Inc	Goldman Sachs	30,351
(1,429)	Editas Medicine Inc	HSBC	11,203
10,184	eGain Corp	Barclays Bank	3,870
23,202	eGain Corp	Goldman Sachs	(12,761)
6,349	eGain Corp	HSBC	(1,460)
8,602	eGain Corp	Morgan Stanley	3,269
(4,619)	eHealth Inc	Barclays Bank	7,113
(3,745)	eHealth Inc	Goldman Sachs	18,876
(6,280)	eHealth Inc	HSBC	42,261
9,037	Eiger BioPharmaceuticals Inc	Goldman Sachs	(16,538)
4,270	Eiger BioPharmaceuticals Inc	HSBC	(5,722)
2,836	Eiger BioPharmaceuticals Inc	Morgan Stanley	(1,758)
6,294	El Pollo Loco Holdings Inc	Bank of America Merrill Lynch	(12,588)
41,061	El Pollo Loco Holdings Inc	Barclays Bank	(57,896)
5,412	El Pollo Loco Holdings Inc	Goldman Sachs	(10,824)
10,743	El Pollo Loco Holdings Inc	HSBC	(26,213)
23,328	El Pollo Loco Holdings Inc	Morgan Stanley	(32,892)
98	Elah Holdings Inc	Bank of America Merrill Lynch	(686)
87	Elah Holdings Inc	Morgan Stanley	(261)
(51,405)	Elanco Animal Health Inc	Goldman Sachs	122,344
(31,335)	Elanco Animal Health Inc	HSBC	108,732
1,186	Elastic NV	HSBC	2,456
(11,484)	Electromed Inc	Goldman Sachs	6,776
(3,329)	Electromed Inc	HSBC	(2,264)
4,949	Electronic Arts Inc	Barclays Bank	(739)
1,713	Electronic Arts Inc	Goldman Sachs	(25,866)

保有高	銘柄	取引相手	未実現純評価益 /(損) (米ドル)
	米国(続き)		
6,443	Electronic Arts Inc	HSBC	(56,611)
679	Electronic Arts Inc	Morgan Stanley	(250)
9,230	Eledon Pharmaceuticals Inc	Morgan Stanley	(1,108)
(7,704)	Element Solutions Inc	Bank of America Merrill Lynch	16,872
(62,730)	Element Solutions Inc	Barclays Bank	94,723
(36,997)	Element Solutions Inc	Goldman Sachs	81,024
(5,449)	Element Solutions Inc	HSBC	10,737
(75,521)	Element Solutions Inc	Morgan Stanley	114,037
10,287	Elevate Credit Inc	Goldman Sachs	(2,983)
2,247	Elevate Credit Inc	HSBC	(1,528)
13,455	Elevate Credit Inc	Morgan Stanley	(2,826)
1,815	Elevation Oncology Inc	Barclays Bank	118
2,648	Elevation Oncology Inc	Goldman Sachs	(3,111)
1,584	Elevation Oncology Inc	HSBC	(3,794)
1,580	Elevation Oncology Inc	Morgan Stanley	103
7,555	elf Beauty Inc	Barclays Bank	(10,237)
2,834	elf Beauty Inc	Goldman Sachs	(3,032)
925	elf Beauty Inc	HSBC	(370)
1,323	elf Beauty Inc	Morgan Stanley	(1,958)
(1,813)	Eli Lilly & Co	Barclays Bank	22,342
(882)	Eli Lilly & Co	Goldman Sachs	8,688
(1,111)	Eli Lilly & Co	HSBC	13,276
1,867	Eliem Therapeutics Inc	Barclays Bank	(7,543)
3,164	Eliem Therapeutics Inc	Goldman Sachs	(12,498)
1,429	Eliem Therapeutics Inc	Morgan Stanley	(5,773)
(1,583)	Ellington Residential Mortgage REIT (REIT)	Barclays Bank	776
(17,205)	Ellington Residential Mortgage REIT (REIT)	Goldman Sachs	13,592
(3,556)	Ellington Residential Mortgage REIT (REIT)	HSBC	297
(4,187)	Ellington Residential Mortgage REIT (REIT)	Morgan Stanley	2,052
(6,350)	Eloxx Pharmaceuticals Inc	Barclays Bank	(264)
(19,449)	Eloxx Pharmaceuticals Inc	Goldman Sachs	10,279
(6,669)	Eloxx Pharmaceuticals Inc	Morgan Stanley	(277)
(23,327)	eMagin Corp	Barclays Bank	7,698
(23,590)	eMagin Corp	Goldman Sachs	13,210
26,034	EMCOR Group Inc	Bank of America Merrill Lynch	(216,603)
22,568	EMCOR Group Inc	Barclays Bank	(223,649)
28,624	EMCOR Group Inc	Goldman Sachs	(238,152)
22,169	EMCOR Group Inc	HSBC	(209,718)
(288)	EMCOR Group Inc	HSBC	2,724
(6,998)	EMCORE Corp	Barclays Bank	1,540
(16,114)	EMCORE Corp	Goldman Sachs	15,953
35,290	Emerald Holding Inc	Bank of America Merrill Lynch	(21,880)
(12,238)	Emergent BioSolutions Inc	Barclays Bank	(56,172)
(6,319)	Emergent BioSolutions Inc	Goldman Sachs	(41,389)
(10,600)	Emergent BioSolutions Inc	HSBC	(105,364)

保有高	銘柄	取引相手	未実現純評価益 /(損) (米ドル)
	米国(続き)		
(5,123)	Emergent BioSolutions Inc	Morgan Stanley	(23,515)
(9,972)	Emerson Electric Co	Barclays Bank	44,276
(41,298)	Emerson Electric Co	Goldman Sachs	263,481
(12,451)	Emerson Electric Co	HSBC	96,495
(18,588)	Empire State Realty Trust Inc 'A' (REIT)	Barclays Bank	12,454
3,945	Empire State Realty Trust Inc 'A' (REIT)	Goldman Sachs	(5,286)
(7,620)	Empire State Realty Trust Inc 'A' (REIT)	Goldman Sachs	10,211
(30,995)	Empire State Realty Trust Inc 'A' (REIT)	HSBC	33,589
(4,304)	Employers Holdings Inc	Bank of America Merrill Lynch	6,155
(11,755)	Employers Holdings Inc	Barclays Bank	12,695
(19,960)	Employers Holdings Inc	Goldman Sachs	28,543
(8,794)	Employers Holdings Inc	HSBC	19,171
(10,315)	Employers Holdings Inc	Morgan Stanley	11,140
3,877	Enanta Pharmaceuticals Inc	Barclays Bank	43,849
(2,382)	Enbridge Inc	Bank of America Merrill Lynch	6,217
(4,685)	Encompass Health Corp	Bank of America Merrill Lynch	15,100
(15,527)	Encompass Health Corp	Barclays Bank	58,847
(56,987)	Encompass Health Corp	Goldman Sachs	195,465
(8,137)	Encompass Health Corp	HSBC	30,953
(2,612)	Encompass Health Corp	Morgan Stanley	9,899
5,420	Encore Capital Group Inc	Goldman Sachs	54
3,235	Encore Wire Corp	Barclays Bank	(18,698)
3,090	Encore Wire Corp	Goldman Sachs	(5,627)
1,022	Encore Wire Corp	HSBC	4,374
569	Encore Wire Corp	Morgan Stanley	(3,289)
8,133	Endeavor Group Holdings Inc 'A'	Bank of America Merrill Lynch	10,980
6,412	Endeavor Group Holdings Inc 'A'	Morgan Stanley	577
983	Endo International Plc	Bank of America Merrill Lynch	(6,852)
8,214	Endo International Plc	Barclays Bank	(2,136)
(16,489)	Energizer Holdings Inc	Barclays Bank	32,318
(10,395)	Energizer Holdings Inc	Goldman Sachs	16,276
(10,660)	Energous Corp	Bank of America Merrill Lynch	3,091
(2,915)	Energous Corp	Barclays Bank	(146)
2,283	Energy Fuels Inc	HSBC	(3,813)
3,904	Energy Fuels Inc	Morgan Stanley	976
(20,243)	Energy Recovery Inc	Barclays Bank	44,535
(6,286)	Energy Recovery Inc	Goldman Sachs	3,520
(16,349)	Energy Recovery Inc	HSBC	14,551
(9,886)	Enerpac Tool Group Corp	Barclays Bank	15,027
(19,505)	Enerpac Tool Group Corp	Goldman Sachs	30,428
(297)	Enerpac Tool Group Corp	HSBC	443
(46,010)	Enerpac Tool Group Corp	Morgan Stanley	69,935
(13,233)	EnerSys	Barclays Bank	56,240
(47,578)	EnerSys	Goldman Sachs	343,513
(17,199)	EnerSys	HSBC	164,938

保有高	銘柄	取引相手	未実現純評価益 /(損) (米ドル)
	米国(続き)		
(7,055)	EnerSys	Morgan Stanley	29,984
13,592	Eneti Inc	Barclays Bank	(544)
2,888	Eneti Inc	Goldman Sachs	(58)
12,131	Eneti Inc	HSBC	(30,691)
54,957	Ennis Inc	Bank of America Merrill Lynch	(51,110)
6,448	Ennis Inc	Barclays Bank	(4,965)
17,621	Ennis Inc	Goldman Sachs	(16,388)
16,945	Ennis Inc	HSBC	(15,081)
6,258	Ennis Inc	Morgan Stanley	(4,819)
24,612	Enochian Biosciences Inc	Goldman Sachs	31,996
11,142	Enochian Biosciences Inc	Morgan Stanley	11,142
11,453	Enova International Inc	Barclays Bank	(7,674)
18,974	Enova International Inc	Goldman Sachs	(61,855)
(7,464)	Enphase Energy Inc	Barclays Bank	51,800
6,578	EnPro Industries Inc	Barclays Bank	(42,362)
10,133	EnPro Industries Inc	Goldman Sachs	(58,873)
10,590	EnPro Industries Inc	HSBC	(16,309)
2,145	EnPro Industries Inc	Morgan Stanley	(13,814)
(4,503)	Ensign Group Inc	Bank of America Merrill Lynch	22,785
1,514	Ensign Group Inc	Bank of America Merrill Lynch	(7,661)
8,950	Ensign Group Inc	Barclays Bank	(51,467)
4,236	Ensign Group Inc	Goldman Sachs	(21,406)
4,619	Ensign Group Inc	HSBC	(23,437)
5,119	Ensign Group Inc	Morgan Stanley	(29,793)
270	Enstar Group Ltd	Bank of America Merrill Lynch	(3,113)
2,081	Enstar Group Ltd	Barclays Bank	(31,194)
1,924	Enstar Group Ltd	Goldman Sachs	(22,184)
462	Enstar Group Ltd	HSBC	(8,718)
1,049	Enstar Group Ltd	Morgan Stanley	(15,725)
(3,197)	Entegris Inc	Barclays Bank	(16,177)
(6,167)	Entegris Inc	Goldman Sachs	(40,764)
501	Entegris Inc	HSBC	981
(29,820)	Entercom Communications Corp	Bank of America Merrill Lynch	22,365
(30,648)	Entercom Communications Corp	Barclays Bank	13,792
(15,874)	Entercom Communications Corp	Goldman Sachs	11,906
3,348	Entergy Corp	Bank of America Merrill Lynch	(4,520)
14,092	Entergy Corp	Barclays Bank	(50,872)
21,096	Entergy Corp	Goldman Sachs	(28,479)
36,210	Entergy Corp	HSBC	81,357
5,302	Entergy Corp	Morgan Stanley	(15,490)
4,563	Enterprise Bancorp Inc	Bank of America Merrill Lynch	(5,749)
3,532	Enterprise Bancorp Inc	Barclays Bank	(5,298)
11,997	Enterprise Bancorp Inc	Goldman Sachs	(15,116)
19,575	Enterprise Bancorp Inc	Morgan Stanley	(29,363)
(54,585)	Enterprise Financial Services Corp	Barclays Bank	69,869

保有高	銘柄	取引相手	未実現純評価益 /(損) (米ドル)
	米国(続き)		
(10,677)	Enterprise Financial Services Corp	Goldman Sachs	18,898
(14,472)	Enterprise Financial Services Corp	Morgan Stanley	18,524
17,784	Entravision Communications Corp 'A'	Barclays Bank	(11,026)
20,112	Entravision Communications Corp 'A'	Goldman Sachs	(25,341)
(44,864)	Envela Corp	Bank of America Merrill Lynch	2,692
(15,392)	Envela Corp	Barclays Bank	(3,232)
(14,311)	Envela Corp	Goldman Sachs	859
6,401	Envista Holdings Corp	Bank of America Merrill Lynch	(25,540)
18,661	Envista Holdings Corp	Barclays Bank	(65,500)
(1,161)	Envista Holdings Corp	Barclays Bank	3,220
20,487	Envista Holdings Corp	Goldman Sachs	(81,743)
(2,549)	Envista Holdings Corp	Goldman Sachs	8,157
9,504	Envista Holdings Corp	HSBC	(38,491)
(740)	Envista Holdings Corp	HSBC	2,530
9,398	Envista Holdings Corp	Morgan Stanley	(32,987)
(12,491)	Enzo Biochem Inc	Barclays Bank	(2,373)
(7,486)	Enzo Biochem Inc	HSBC	(299)
2,298	EOG Resources Inc	Bank of America Merrill Lynch	1,189
47,262	EOG Resources Inc	Barclays Bank	60,495
17,129	EOG Resources Inc	Goldman Sachs	(89,242)
38,822	EOG Resources Inc	HSBC	(349,398)
19,496	EOG Resources Inc	Morgan Stanley	24,955
(1,334)	EPAM Systems Inc	Barclays Bank	(29,241)
559	EPAM Systems Inc	Barclays Bank	12,253
839	EPAM Systems Inc	Goldman Sachs	(22,897)
140	EPAM Systems Inc	HSBC	4,721
(58)	EPAM Systems Inc	Morgan Stanley	(1,271)
185	EPAM Systems Inc	Morgan Stanley	217
(33,571)	Epizyme Inc	Barclays Bank	7,721
(63,386)	Epizyme Inc	Goldman Sachs	68,457
(3,655)	Epizyme Inc	HSBC	6,323
(9,180)	Epizyme Inc	Morgan Stanley	2,111
35,085	ePlus Inc	Barclays Bank	(372,252)
(3,588)	EPR Properties (REIT)	Bank of America Merrill Lynch	18,191
(38,235)	EPR Properties (REIT)	Barclays Bank	110,881
(11,057)	EPR Properties (REIT)	Goldman Sachs	56,059
(2,074)	EPR Properties (REIT)	HSBC	11,075
9,009	EQT Corp	Barclays Bank	(3,830)
(3,122)	EQT Corp	Barclays Bank	1,530
8,309	EQT Corp	Goldman Sachs	(12,131)
(23,756)	EQT Corp	Goldman Sachs	34,684
4,428	Equifax Inc	Barclays Bank	3,188
8,295	Equifax Inc	Goldman Sachs	(3,982)
7,459	Equifax Inc	HSBC	(37,370)
9,924	Equifax Inc	Morgan Stanley	7,145

保有高	銘柄	取引相手	未実現純評価益 /(損) (米ドル)
	米国(続き)		
258	Equinix Inc (REIT)	Goldman Sachs	7,098
2,406	Equinix Inc (REIT)	HSBC	92,511
122	Equinix Inc (REIT)	Morgan Stanley	5,873
(13,902)	Equitable Holdings Inc	Barclays Bank	16,404
(6,094)	Equitable Holdings Inc	Goldman Sachs	17,673
10,417	Equitable Holdings Inc	HSBC	(29,897)
(17,391)	Equitable Holdings Inc	HSBC	39,718
23,813	Equitable Holdings Inc	Morgan Stanley	(28,099)
(9,864)	Equitrans Midstream Corp	Bank of America Merrill Lynch	5,820
(29,529)	Equitrans Midstream Corp	Barclays Bank	11,974
(46,753)	Equitrans Midstream Corp	Goldman Sachs	27,585
(36,888)	Equitrans Midstream Corp	HSBC	21,667
(8,032)	Equitrans Midstream Corp	Morgan Stanley	2,892
14,095	Equity Bancshares Inc 'A'	Barclays Bank	(35,378)
7,743	Equity Bancshares Inc 'A'	Goldman Sachs	(22,919)
2,287	Equity Bancshares Inc 'A'	HSBC	(4,117)
(41,607)	Equity Commonwealth (REIT)	Bank of America Merrill Lynch	15,395
(84,654)	Equity Commonwealth (REIT)	Barclays Bank	(437)
(55,028)	Equity Commonwealth (REIT)	Goldman Sachs	20,361
(60,090)	Equity Commonwealth (REIT)	HSBC	26,847
(25,551)	Equity Commonwealth (REIT)	Morgan Stanley	(256)
(9,363)	Equity LifeStyle Properties Inc (REIT)	HSBC	(1,873)
18,114	Equity Residential (REIT)	Barclays Bank	13,767
16,519	Equity Residential (REIT)	Goldman Sachs	(33,368)
18,812	Equity Residential (REIT)	HSBC	23,327
34,779	Equity Residential (REIT)	Morgan Stanley	26,432
2,740	Erasca Inc	Barclays Bank	(6,576)
1,148	Erasca Inc	Goldman Sachs	(5,097)
8,236	Erasca Inc	HSBC	(40,686)
1,616	Erasca Inc	Morgan Stanley	(3,878)
418	Erie Indemnity Co 'A'	Barclays Bank	(5,827)
180	Erie Indemnity Co 'A'	Goldman Sachs	(4,572)
603	Erie Indemnity Co 'A'	Morgan Stanley	(8,406)
43,006	Eros STX Global Corp	Goldman Sachs	(18,721)
64,054	Eros STX Global Corp	HSBC	(31,880)
25,192	ESC WAR IND*	Barclays Bank	6,741
63,725	ESC WAR IND*	Goldman Sachs	(31,863)
41,059	ESC WAR IND*	Morgan Stanley	10,987
(13,745)	Escalade Inc	Bank of America Merrill Lynch	20,892
(5,486)	Escalade Inc	Barclays Bank	8,284
(8,717)	Escalade Inc	Goldman Sachs	13,250
(15,527)	Escalade Inc	Morgan Stanley	23,446
(11,575)	ESCO Technologies Inc	Barclays Bank	96,998
(40,015)	Escrow New York (REIT) *	Bank of America Merrill Lynch	(761,886)
(39,940)	Escrow New York (REIT) *	Goldman Sachs	(760,418)

保有高	銘柄	取引相手	未実現純評価益 /(損) (米ドル)
	米国(続き)		
(21,172)	Escrow New York (REIT) *	Morgan Stanley	(403,115)
7,503	Esperion Therapeutics Inc	Barclays Bank	9,379
5,624	Esperion Therapeutics Inc	HSBC	(9,448)
2,924	Esperion Therapeutics Inc	Morgan Stanley	3,655
(1,965)	Esquire Financial Holdings Inc	Bank of America Merrill Lynch	6,033
(7,427)	Esquire Financial Holdings Inc	Barclays Bank	8,764
6,080	ESSA Bancorp Inc	Bank of America Merrill Lynch	1,672
3,412	ESSA Bancorp Inc	Barclays Bank	(358)
6,045	ESSA Bancorp Inc	Goldman Sachs	1,662
16,405	ESSA Bancorp Inc	HSBC	11,073
11,010	ESSA Bancorp Inc	Morgan Stanley	(1,156)
1,537	Essent Group Ltd	Bank of America Merrill Lynch	(7,531)
34,340	Essent Group Ltd	Barclays Bank	(124,311)
101,386	Essent Group Ltd	Goldman Sachs	(469,060)
15,581	Essent Group Ltd	HSBC	(66,236)
3,493	Essent Group Ltd	Morgan Stanley	(12,644)
13,670	Essential Properties Realty Trust Inc (REIT)	Barclays Bank	(13,943)
11,985	Essential Properties Realty Trust Inc (REIT)	Goldman Sachs	(16,935)
9,085	Essential Properties Realty Trust Inc (REIT)	HSBC	(17,227)
3,063	Essential Properties Realty Trust Inc (REIT)	Morgan Stanley	(3,124)
(2,355)	Essential Utilities Inc	Bank of America Merrill Lynch	(1,113)
(31,210)	Essential Utilities Inc	Barclays Bank	15,828
(84,068)	Essential Utilities Inc	Goldman Sachs	(38,889)
(25,175)	Essential Utilities Inc	HSBC	(17,623)
(17,405)	Essential Utilities Inc	Morgan Stanley	10,443
(996)	Essex Property Trust Inc (REIT)	Barclays Bank	498
(2,506)	Essex Property Trust Inc (REIT)	HSBC	(15,462)
5,478	Estee Lauder Cos Inc 'A'	Bank of America Merrill Lynch	(61,781)
13,150	Estee Lauder Cos Inc 'A'	Barclays Bank	(179,234)
15,835	Estee Lauder Cos Inc 'A'	Goldman Sachs	(170,000)
2,415	Estee Lauder Cos Inc 'A'	HSBC	(32,284)
3,493	Estee Lauder Cos Inc 'A'	Morgan Stanley	(45,257)
14,543	Ethan Allen Interiors Inc	Barclays Bank	(31,849)
20,320	Ethan Allen Interiors Inc	Goldman Sachs	(37,479)
6,346	Ethan Allen Interiors Inc	HSBC	(15,319)
7,217	Ethan Allen Interiors Inc	Morgan Stanley	(15,805)
(17,433)	Eton Pharmaceuticals Inc	Barclays Bank	6,799
(496)	Etsy Inc	Goldman Sachs	4,101
2,435	Etsy Inc	Goldman Sachs	30,170
87	Etsy Inc	HSBC	2,110
25,836	Euronet Worldwide Inc	Barclays Bank	(144,165)
12,321	Euronet Worldwide Inc	Goldman Sachs	(157,216)
10,955	Euronet Worldwide Inc	HSBC	(134,655)

保有高	銘柄	取引相手	未実現純評価益 /(損) (米ドル)
	米国(続き)		
1,470	Euronet Worldwide Inc	Morgan Stanley	(8,203)
800	European Wax Center Inc 'A'	Barclays Bank	912
1,505	European Wax Center Inc 'A'	Goldman Sachs	(1,368)
4,683	European Wax Center Inc 'A'	HSBC	(3,876)
13,647	Evans Bancorp Inc	Barclays Bank	(4,892)
8,500	Evans Bancorp Inc	Goldman Sachs	(2,350)
3,020	Evans Bancorp Inc	HSBC	(811)
4,196	Evans Bancorp Inc	Morgan Stanley	(1,511)
(6,617)	Evelo Biosciences Inc	Barclays Bank	4,963
16,336	Eventbrite Inc 'A'	Goldman Sachs	(94,095)
222	Everbridge Inc	Bank of America Merrill Lynch	(2,813)
818	Everbridge Inc	Barclays Bank	7,092
1,099	Everbridge Inc	Goldman Sachs	4,494
1,682	Everbridge Inc	HSBC	(2,653)
887	Everbridge Inc	Morgan Stanley	7,691
3,105	EverCommerce Inc	Goldman Sachs	(8,539)
(2,072)	Evercore Inc 'A'	Bank of America Merrill Lynch	13,469
(2,198)	Evercore Inc 'A'	Barclays Bank	11,895
(3,201)	Evercore Inc 'A'	Goldman Sachs	32,912
(1,780)	Evercore Inc 'A'	HSBC	18,097
(1,581)	Evercore Inc 'A'	Morgan Stanley	9,569
5,656	Everest Re Group Ltd	Barclays Bank	(99,149)
7,721	Everest Re Group Ltd	Goldman Sachs	(146,473)
19,973	Everest Re Group Ltd	HSBC	(343,697)
816	Everest Re Group Ltd	Morgan Stanley	(10,211)
2,950	Evergy Inc	Bank of America Merrill Lynch	(3,847)
(1,989)	Evergy Inc	Barclays Bank	3,222
4,745	Evergy Inc	Barclays Bank	1,311
10,038	Evergy Inc	HSBC	(9,341)
(8,540)	Evergy Inc	Morgan Stanley	13,835
2,361	Everi Holdings Inc	Barclays Bank	(2,408)
2,844	Everi Holdings Inc	Goldman Sachs	(10,580)
4,931	Everi Holdings Inc	HSBC	(4,320)
18,332	Everi Holdings Inc	Morgan Stanley	(18,933)
2,090	EverQuote Inc 'A'	Bank of America Merrill Lynch	(4,619)
20,037	EverQuote Inc 'A'	Barclays Bank	(19,236)
9,552	EverQuote Inc 'A'	Goldman Sachs	(21,110)
10,257	EverQuote Inc 'A'	HSBC	(6,667)
4,360	EverQuote Inc 'A'	Morgan Stanley	(4,186)
(398)	Eversource Energy	Bank of America Merrill Lynch	(382)
14,535	Eversource Energy	Barclays Bank	(3,198)
(12,732)	Eversource Energy	Barclays Bank	2,801
(19,208)	Eversource Energy	Goldman Sachs	(18,502)
(4,223)	Eversource Energy	HSBC	(8,455)
(4,908)	Eversource Energy	Morgan Stanley	1,080

保有高	銘柄	取引相手	未実現純評価益 /(損) (米ドル)
	米国(続き)		
(11,884)	EVERTEC Inc	Barclays Bank	2,508
(14,418)	EVERTEC Inc	Goldman Sachs	11,662
(5,840)	EVERTEC Inc	HSBC	7,452
(2,638)	EVERTEC Inc	Morgan Stanley	448
(2,148)	EVgo Inc	Barclays Bank	1,461
(1,968)	EVgo Inc	Morgan Stanley	1,338
(2,995)	EVI Industries Inc	Barclays Bank	3,549
(9,056)	Evo Payments Inc 'A'	Barclays Bank	(1,902)
(17,672)	Evo Payments Inc 'A'	Morgan Stanley	(3,711)
3,982	Evolent Health Inc 'A'	Barclays Bank	(11,070)
6,930	Evolent Health Inc 'A'	Goldman Sachs	(15,601)
9,843	Evolent Health Inc 'A'	HSBC	(30,934)
1,100	Evolent Health Inc 'A'	Morgan Stanley	(3,058)
2,442	Evolus Inc	Barclays Bank	(1,538)
10,083	Evolus Inc	Goldman Sachs	(15,931)
2,416	Evolus Inc	HSBC	(4,735)
2,423	Evolus Inc	Morgan Stanley	(1,526)
12,963	Evolution Petroleum Corp	Bank of America Merrill Lynch	(8,167)
84,345	Evolution Petroleum Corp	Goldman Sachs	(53,137)
74,590	Evolution Petroleum Corp	Morgan Stanley	(8,205)
1,029	Evoqua Water Technologies Corp	Bank of America Merrill Lynch	582
(30,891)	Evoqua Water Technologies Corp	Barclays Bank	(9,576)
6,945	Evoqua Water Technologies Corp	Barclays Bank	2,153
19,405	Evoqua Water Technologies Corp	Goldman Sachs	87,904
20,224	Evoqua Water Technologies Corp	HSBC	55,430
9,698	Evoqua Water Technologies Corp	Morgan Stanley	3,007
77,039	EW Scripps Co 'A'	Barclays Bank	(167,175)
23,137	EW Scripps Co 'A'	Goldman Sachs	(40,490)
8,506	EW Scripps Co 'A'	HSBC	(18,543)
19,411	EW Scripps Co 'A'	Morgan Stanley	(42,122)
(960)	Exact Sciences Corp	Barclays Bank	(2,565)
(2,364)	Exact Sciences Corp	Goldman Sachs	(4,861)
(2,098)	Exact Sciences Corp	HSBC	3,775
9,606	Exagen Inc	Bank of America Merrill Lynch	(20,845)
5,389	Exagen Inc	Barclays Bank	(9,754)
8,916	Exagen Inc	Goldman Sachs	(19,348)
4,899	Exagen Inc	HSBC	(10,484)
13,711	Exelixis Inc	Barclays Bank	(3,702)
5,478	Exelixis Inc	Morgan Stanley	(1,479)
(7,975)	Exelon Corp	Bank of America Merrill Lynch	6,111
(16,211)	Exelon Corp	Barclays Bank	5,998
(29,190)	Exelon Corp	Goldman Sachs	34,445
(31,546)	Exelon Corp	HSBC	(6,910)
(813)	Exelon Corp	Morgan Stanley	301
66,965	Excicure Inc	Bank of America Merrill Lynch	(39,509)

保有高	銘柄	取引相手	未実現純評価益 /(損) (米ドル)
	米国(続き)		
19,006	Exicure Inc	Barclays Bank	418
26,919	Exicure Inc	HSBC	(16,959)
(2,094)	ExlService Holdings Inc	Barclays Bank	7,036
(2,520)	ExlService Holdings Inc	HSBC	12,524
(6,914)	ExlService Holdings Inc	Morgan Stanley	23,231
(7,321)	eXp World Holdings Inc	Barclays Bank	3,807
(561)	eXp World Holdings Inc	Goldman Sachs	4,185
(19,225)	eXp World Holdings Inc	HSBC	135,394
1,604	Expedia Group Inc	Bank of America Merrill Lynch	270
2,350	Expedia Group Inc	Barclays Bank	(29,230)
11,061	Expedia Group Inc	Goldman Sachs	(179,851)
943	Expedia Group Inc	HSBC	(25,536)
760	Expedia Group Inc	Morgan Stanley	(9,036)
22,648	Expeditors International of Washington Inc	Barclays Bank	(112,561)
8,070	Expeditors International of Washington Inc	Goldman Sachs	(30,747)
10,997	Expeditors International of Washington Inc	HSBC	(3,629)
25,379	Expeditors International of Washington Inc	Morgan Stanley	(126,134)
(2,660)	Exponent Inc	Barclays Bank	23,142
4,789	Exponent Inc	Barclays Bank	(41,664)
(829)	Exponent Inc	Goldman Sachs	5,430
6,881	Exponent Inc	Goldman Sachs	(43,443)
7,829	Express Inc	Bank of America Merrill Lynch	(5,245)
5,082	Express Inc	Barclays Bank	(4,930)
3,850	Expro Group Holdings NV	Barclays Bank	(10,280)
3,306	Expro Group Holdings NV	Goldman Sachs	(12,926)
11,793	Expro Group Holdings NV	HSBC	(47,762)
939	Extra Space Storage Inc (REIT)	Bank of America Merrill Lynch	535
9,630	Extra Space Storage Inc (REIT)	Barclays Bank	5,778
11,528	Extra Space Storage Inc (REIT)	Goldman Sachs	6,571
5,210	Extra Space Storage Inc (REIT)	HSBC	15,995
(25,299)	Extreme Networks Inc	Morgan Stanley	(3,542)
(19,878)	Exxon Mobil Corp	Barclays Bank	14,610
(5,093)	Exxon Mobil Corp	Goldman Sachs	5,281
(116,316)	Exxon Mobil Corp	Morgan Stanley	85,492
76,158	EZCORP Inc 'A'	Barclays Bank	(64,734)
65,680	EZCORP Inc 'A'	Goldman Sachs	(55,171)
8,550	EZCORP Inc 'A'	HSBC	(4,617)
39,264	EZCORP Inc 'A'	Morgan Stanley	(33,374)
30,591	F45 Training Holdings Inc	Barclays Bank	(23,555)
2,702	F45 Training Holdings Inc	Goldman Sachs	(1,229)
(159)	F5 Inc	HSBC	(1,072)
(1,165)	Fabrinet	Barclays Bank	7,433
(1,446)	Fabrinet	Goldman Sachs	9,578
(727)	Fabrinet	HSBC	7,274
(936)	Fabrinet	Morgan Stanley	5,972

保有高	銘柄	取引相手	未実現純評価益 /(損) (米ドル)
	米国(続き)		
2,840	FactSet Research Systems Inc	Bank of America Merrill Lynch	29,184
4,846	FactSet Research Systems Inc	Barclays Bank	84,369
6,578	FactSet Research Systems Inc	Goldman Sachs	67,227
1,889	FactSet Research Systems Inc	HSBC	47,640
2,951	FactSet Research Systems Inc	Morgan Stanley	51,377
(1,357)	Fair Isaac Corp	Barclays Bank	407
(3,200)	Fair Isaac Corp	Goldman Sachs	103,207
(2,353)	Fair Isaac Corp	HSBC	93,974
26,588	Falcon Minerals Corp	Barclays Bank	(12,496)
42,993	Falcon Minerals Corp	HSBC	(55,891)
69,582	Falcon Minerals Corp	Morgan Stanley	(32,704)
7,231	Farfetch Ltd 'A'	Barclays Bank	17,210
(1,602)	Farfetch Ltd 'A'	Barclays Bank	(3,813)
(1,010)	Farfetch Ltd 'A'	Goldman Sachs	3,236
1,877	Farfetch Ltd 'A'	HSBC	(4,430)
(4,868)	Farfetch Ltd 'A'	HSBC	1,459
2,325	Farfetch Ltd 'A'	Morgan Stanley	5,534
(2,282)	Farmer Bros Co	Goldman Sachs	3,651
(11,384)	Farmer Bros Co	Morgan Stanley	8,196
4,511	Farmers & Merchants Bancorp Inc	Bank of America Merrill Lynch	15,879
3,826	Farmers & Merchants Bancorp Inc	Barclays Bank	9,565
7,284	Farmers & Merchants Bancorp Inc	Goldman Sachs	25,640
3,602	Farmers & Merchants Bancorp Inc	HSBC	12,607
9,253	Farmers & Merchants Bancorp Inc	Morgan Stanley	23,132
13,921	Farmers National Banc Corp	Bank of America Merrill Lynch	(12,668)
24,669	Farmers National Banc Corp	Barclays Bank	(24,176)
54,180	Farmers National Banc Corp	Goldman Sachs	(49,304)
1,780	Farmers National Banc Corp	HSBC	(1,477)
1,210	Farmers National Banc Corp	Morgan Stanley	(1,186)
8,230	Farmland Partners Inc (REIT)	Barclays Bank	(4,527)
(1,258)	FARO Technologies Inc	Barclays Bank	6,055
(7,013)	FARO Technologies Inc	Goldman Sachs	48,179
(699)	FARO Technologies Inc	HSBC	7,731
(18,067)	Fastenal Co	Bank of America Merrill Lynch	2,710
(64,904)	Fastenal Co	Barclays Bank	34,244
(53,607)	Fastenal Co	Goldman Sachs	9,926
(68,813)	Fastenal Co	HSBC	(132,610)
(20,432)	Fastenal Co	Morgan Stanley	11,238
(20,808)	Fastly Inc 'A'	Bank of America Merrill Lynch	161,470
1,033	Fate Therapeutics Inc	Barclays Bank	1,632
3,467	Fate Therapeutics Inc	Goldman Sachs	1,040
3,377	Fate Therapeutics Inc	HSBC	(22,829)
590	Fate Therapeutics Inc	Morgan Stanley	932
521	Fathom Holdings Inc	Barclays Bank	(297)
1,126	Fathom Holdings Inc	Goldman Sachs	(1,374)

保有高	銘柄	取引相手	未実現純評価益 /(損) (米ドル)
	米国(続き)		
779	Fathom Holdings Inc	Morgan Stanley	(444)
(9,527)	FB Financial Corp	Morgan Stanley	33,726
25,973	Federal Agricultural Mortgage Corp 'C'	Barclays Bank	(173,240)
13,511	Federal Agricultural Mortgage Corp 'C'	Goldman Sachs	(135,515)
(779)	Federal Realty Investment Trust (REIT)	Goldman Sachs	3,591
(1,051)	Federal Realty Investment Trust (REIT)	HSBC	4,286
27,973	Federal Signal Corp	Barclays Bank	(95,431)
441	Federal Signal Corp	HSBC	(1,267)
(45,102)	Federated Hermes Inc	Barclays Bank	76,222
(11,157)	Federated Hermes Inc	Goldman Sachs	27,111
(15,573)	Federated Hermes Inc	HSBC	19,155
(26,838)	Federated Hermes Inc	Morgan Stanley	45,356
435	FedEx Corp	Bank of America Merrill Lynch	(4,052)
3,382	FedEx Corp	Barclays Bank	(35,718)
(5,958)	FedEx Corp	Goldman Sachs	93,421
(2,390)	FedEx Corp	HSBC	28,204
5,719	FedNat Holding Co	Barclays Bank	(2,917)
9,122	FedNat Holding Co	Goldman Sachs	(1,916)
1,827	FedNat Holding Co	HSBC	(2,339)
47,304	FedNat Holding Co	Morgan Stanley	(24,125)
13,073	Fennec Pharmaceuticals Inc	Goldman Sachs	(68,241)
40,865	Fennec Pharmaceuticals Inc	Morgan Stanley	(228,027)
(9,054)	FibroGen Inc	Barclays Bank	(2,626)
(13,921)	FibroGen Inc	Goldman Sachs	(418)
(6,914)	FibroGen Inc	Morgan Stanley	(2,005)
491	Fidelity D& D Bancorp Inc	Barclays Bank	(76)
220	Fidelity D& D Bancorp Inc	Goldman Sachs	(199)
264	Fidelity D& D Bancorp Inc	HSBC	(553)
171	Fidelity D& D Bancorp Inc	Morgan Stanley	(27)
21,618	Fidelity National Financial Inc	HSBC	(18,500)
31,302	Fidelity National Financial Inc	Morgan Stanley	(78,881)
5,275	Fidelity National Information Services Inc	Bank of America Merrill Lynch	(54,596)
7,634	Fidelity National Information Services Inc	Barclays Bank	(19,544)
17,652	Fidelity National Information Services Inc	Goldman Sachs	(182,698)
4,222	Fidelity National Information Services Inc	HSBC	(39,771)
26,838	Fidelity National Information Services Inc	Morgan Stanley	(68,705)
(101)	Fifth Third Bancorp	Bank of America Merrill Lynch	190
(105,401)	Fifth Third Bancorp	Barclays Bank	192,740
(179,720)	Fifth Third Bancorp	Goldman Sachs	413,356
(31,697)	Fifth Third Bancorp	HSBC	61,492
(104,328)	Fifth Third Bancorp	Morgan Stanley	191,963
(2,655)	Figs Inc 'A'	Barclays Bank	(1,328)
(17,819)	Figs Inc 'A'	HSBC	79,774
(325)	Figs Inc 'A'	Morgan Stanley	(163)
(11,677)	Financial Institutions Inc	Bank of America Merrill Lynch	32,579

保有高	銘柄	取引相手	未実現純評価益 /(損) (米ドル)
	米国(続き)		
(3,267)	Financial Institutions Inc	Barclays Bank	6,959
(18,754)	Financial Institutions Inc	Goldman Sachs	52,324
(9,697)	Financial Institutions Inc	Morgan Stanley	20,655
25,282	First Advantage Corp	Barclays Bank	(24,018)
9,324	First Advantage Corp	HSBC	(48,485)
5,908	First Advantage Corp	Morgan Stanley	(5,613)
(9,597)	First American Financial Corp	Bank of America Merrill Lynch	13,213
10,061	First American Financial Corp	Barclays Bank	(28,976)
(5,954)	First American Financial Corp	Barclays Bank	10,860
(4,641)	First American Financial Corp	Goldman Sachs	8,386
2,302	First American Financial Corp	Morgan Stanley	(6,630)
(2,957)	First American Financial Corp	Morgan Stanley	8,516
(3,328)	First BanCorp	Barclays Bank	3,594
(71,136)	First BanCorp	Goldman Sachs	47,534
(33,764)	First BanCorp	HSBC	31,902
9,170	First Bancorp Inc	Barclays Bank	(10,821)
5,626	First Bancorp Inc	Goldman Sachs	(4,107)
7,446	First Bancorp Inc	Morgan Stanley	(8,786)
(1,760)	First Bancorp/Southern Pines NC	Barclays Bank	6,308
(2,012)	First Bancorp/Southern Pines NC	Goldman Sachs	9,442
(1,339)	First Bancorp/Southern Pines NC	HSBC	2,745
(17,293)	First Bancshares Inc	Morgan Stanley	45,308
31,626	First Bank	Bank of America Merrill Lynch	(24,985)
17,854	First Bank	Barclays Bank	(13,212)
11,783	First Bank	Goldman Sachs	(9,309)
1,099	First Busey Corp	Bank of America Merrill Lynch	(1,813)
25,151	First Busey Corp	Barclays Bank	(57,093)
25,966	First Busey Corp	Goldman Sachs	(42,844)
15,036	First Busey Corp	HSBC	(19,697)
18,658	First Busey Corp	Morgan Stanley	(42,354)
19,341	First Business Financial Services Inc	Bank of America Merrill Lynch	(44,001)
20,501	First Business Financial Services Inc	Barclays Bank	(19,578)
20,413	First Business Financial Services Inc	Goldman Sachs	(46,440)
15,442	First Business Financial Services Inc	HSBC	(35,748)
6,181	First Business Financial Services Inc	Morgan Stanley	(5,903)
1,119	First Capital Inc	Bank of America Merrill Lynch	397
263	First Capital Inc	Barclays Bank	49
264	First Capital Inc	Morgan Stanley	49
(124)	First Citizens BancShares Inc 'A'	HSBC	1,842
425	First Citizens BancShares Inc 'A'	Morgan Stanley	(22,763)
(223)	First Citizens BancShares Inc 'A'	Morgan Stanley	4,374
(1,505)	First Commonwealth Financial Corp	Barclays Bank	1,279
19,517	First Community Bankshares Inc	Barclays Bank	(61,674)
15,800	First Community Bankshares Inc	Goldman Sachs	(32,864)
53,619	First Community Bankshares Inc	HSBC	(109,383)

保有高	銘柄	取引相手	未実現純評価益 /(損) (米ドル)
	米国(続き)		
32,355	First Community Bankshares Inc	Morgan Stanley	(102,242)
5,703	First Community Corp	Barclays Bank	257
18,385	First Community Corp	Morgan Stanley	827
(7,699)	First Financial Bancorp	Bank of America Merrill Lynch	18,709
(14,249)	First Financial Bancorp	Barclays Bank	34,055
(48,609)	First Financial Bancorp	Goldman Sachs	118,120
(19,395)	First Financial Bancorp	HSBC	52,948
(4,496)	First Financial Bancorp	Morgan Stanley	10,745
37,316	First Financial Bankshares Inc	Barclays Bank	(157,100)
37,224	First Financial Bankshares Inc	Goldman Sachs	(176,442)
6,535	First Financial Bankshares Inc	HSBC	(26,336)
42,324	First Financial Corp	Bank of America Merrill Lynch	(59,254)
7,939	First Financial Corp	Barclays Bank	(18,180)
35,633	First Financial Northwest Inc	Bank of America Merrill Lynch	(7,483)
35,069	First Financial Northwest Inc	Goldman Sachs	(7,364)
38,678	First Foundation Inc	Barclays Bank	(99,016)
739	First Foundation Inc	Goldman Sachs	(2,343)
10,859	First Foundation Inc	Morgan Stanley	(27,799)
(2,148)	First Guaranty Bancshares Inc	Bank of America Merrill Lynch	1,783
(2,205)	First Guaranty Bancshares Inc	Morgan Stanley	2,492
(2,681)	First Hawaiian Inc	HSBC	6,351
58,394	First Hawaiian Inc	Morgan Stanley	(112,116)
(1,045)	First Hawaiian Inc	Morgan Stanley	639
4,418	First Horizon Corp	Bank of America Merrill Lynch	(3,976)
45,959	First Horizon Corp	Goldman Sachs	(41,363)
14,579	First Horizon Corp	HSBC	(13,850)
(6,615)	First Industrial Realty Trust Inc (REIT)	Barclays Bank	-
78,783	First Industrial Realty Trust Inc (REIT)	Goldman Sachs	(8,666)
(22,906)	First Industrial Realty Trust Inc (REIT)	Morgan Stanley	-
5,671	First Internet Bancorp	Barclays Bank	(12,476)
5,380	First Internet Bancorp	Goldman Sachs	(11,137)
71,397	First Interstate BancSystem Inc 'A'	Barclays Bank	(234,182)
25,778	First Interstate BancSystem Inc 'A'	Goldman Sachs	(81,974)
10,249	First Interstate BancSystem Inc 'A'	HSBC	(29,005)
(15,440)	First Merchants Corp	Bank of America Merrill Lynch	46,166
(80,500)	First Merchants Corp	Barclays Bank	223,790
(17,539)	First Merchants Corp	HSBC	53,494
(19,500)	First Merchants Corp	Morgan Stanley	54,210
(37,754)	First Mid Bancshares Inc	Bank of America Merrill Lynch	143,088
(29,242)	First Mid Bancshares Inc	Goldman Sachs	110,827
(2,689)	First Mid Bancshares Inc	HSBC	11,159
(13,824)	First Mid Bancshares Inc	Morgan Stanley	38,569
(11,062)	First Midwest Bancorp Inc	Barclays Bank	12,300
(11,143)	First Midwest Bancorp Inc	Goldman Sachs	9,627
(15,937)	First Midwest Bancorp Inc	HSBC	11,919

保有高	銘柄	取引相手	未実現純評価益 /(損) (米ドル)
	米国(続き)		
58,552	First Northwest Bancorp	Bank of America Merrill Lynch	(27,227)
1,596	First Northwest Bancorp	Barclays Bank	(662)
9,608	First Northwest Bancorp	Goldman Sachs	(3,900)
1,307	First Northwest Bancorp	HSBC	157
3,909	First Northwest Bancorp	Morgan Stanley	(1,622)
1,225	First of Long Island Corp	Bank of America Merrill Lynch	(1,299)
4,763	First of Long Island Corp	Barclays Bank	(6,144)
20,575	First of Long Island Corp	Goldman Sachs	(21,810)
9,354	First of Long Island Corp	HSBC	(8,886)
5,335	First of Long Island Corp	Morgan Stanley	(6,882)
3,146	First Republic Bank	Bank of America Merrill Lynch	(20,229)
41,842	First Republic Bank	Barclays Bank	(178,301)
10,474	First Republic Bank	Goldman Sachs	(73,507)
14,058	First Republic Bank	HSBC	(64,449)
21,297	First Savings Financial Group Inc	Bank of America Merrill Lynch	(31,307)
2,544	First Savings Financial Group Inc	Barclays Bank	(2,417)
6,417	First Savings Financial Group Inc	Goldman Sachs	(9,433)
966	First Savings Financial Group Inc	HSBC	(1,893)
2,223	First Savings Financial Group Inc	Morgan Stanley	(2,112)
(7,613)	First Solar Inc	Barclays Bank	16,140
(13,259)	First Solar Inc	Goldman Sachs	83,134
(11,727)	First Solar Inc	HSBC	96,801
(3,679)	First Solar Inc	Morgan Stanley	7,799
3,942	First United Corp	Bank of America Merrill Lynch	(2,759)
4,382	First United Corp	Barclays Bank	(4,513)
20,049	First United Corp	Goldman Sachs	(14,034)
18,551	First United Corp	Morgan Stanley	(19,108)
1,776	First Watch Restaurant Group Inc	Barclays Bank	(160)
4,182	First Watch Restaurant Group Inc	HSBC	(502)
1,187	First Watch Restaurant Group Inc	Morgan Stanley	(107)
7,049	First Western Financial Inc	Bank of America Merrill Lynch	(8,846)
3,066	First Western Financial Inc	Barclays Bank	(4,369)
6,322	First Western Financial Inc	Goldman Sachs	(7,934)
13,280	First Western Financial Inc	HSBC	(7,769)
363	First Western Financial Inc	Morgan Stanley	(517)
(5,193)	FirstCash Inc	Barclays Bank	21,759
(12,108)	FirstCash Inc	Goldman Sachs	121,201
(882)	FirstCash Inc	HSBC	19,863
(21,122)	FirstEnergy Corp	Barclays Bank	1,901
(8,307)	FirstEnergy Corp	Goldman Sachs	6,729
(29,007)	FirstEnergy Corp	HSBC	(3,771)
(40,920)	FirstEnergy Corp	Morgan Stanley	3,683
(6,265)	Fiserv Inc	Bank of America Merrill Lynch	26,939
(37,137)	Fiserv Inc	Barclays Bank	(67,961)
(11,733)	Fiserv Inc	Goldman Sachs	48,814

保有高	銘柄	取引相手	未実現純評価益 /(損) (米ドル)
	米国(続き)		
(6,279)	Fiserv Inc	HSBC	15,572
(9,170)	Fisker Inc	Bank of America Merrill Lynch	(16,355)
3,861	Fisker Inc	Goldman Sachs	2,968
9,341	Fisker Inc	HSBC	29,798
16,354	Fisker Inc	Morgan Stanley	16,027
(1,795)	Five Below Inc	Bank of America Merrill Lynch	12,924
(317)	Five Below Inc	Morgan Stanley	3,814
2,221	Five Star Bancorp	Barclays Bank	3,354
4,818	Five Star Bancorp	Goldman Sachs	13,683
10,687	Five Star Senior Living Inc	Bank of America Merrill Lynch	(7,802)
21,349	Five Star Senior Living Inc	Barclays Bank	(5,124)
3,577	Five Star Senior Living Inc	Goldman Sachs	(2,611)
3,471	Five Star Senior Living Inc	Morgan Stanley	(833)
(3,914)	FleetCor Technologies Inc	Barclays Bank	44,150
(6,326)	FleetCor Technologies Inc	Goldman Sachs	144,178
(4,933)	FleetCor Technologies Inc	HSBC	126,125
(5,793)	FleetCor Technologies Inc	Morgan Stanley	65,345
138,531	Flex Ltd	Barclays Bank	(42,945)
70,915	Flex Ltd	Goldman Sachs	(116,301)
(17,730)	Flex Ltd	Goldman Sachs	22,325
(1,255)	Flex Ltd	HSBC	2,536
(2,416)	Flexsteel Industries Inc	Bank of America Merrill Lynch	3,986
(11,802)	Flexsteel Industries Inc	Barclays Bank	13,808
397	Floor & Decor Holdings Inc 'A'	Bank of America Merrill Lynch	306
(6,873)	Floor & Decor Holdings Inc 'A'	Barclays Bank	2,818
2,440	Floor & Decor Holdings Inc 'A'	Barclays Bank	(1,000)
844	Floor & Decor Holdings Inc 'A'	HSBC	1,015
(7,384)	Floor & Decor Holdings Inc 'A'	Morgan Stanley	3,027
(76,369)	Flotek Industries Inc	Bank of America Merrill Lynch	15,289
(11,910)	Flotek Industries Inc	Goldman Sachs	2,384
(55,703)	Flotek Industries Inc	HSBC	26,186
(72,024)	Flotek Industries Inc	Morgan Stanley	3,587
(13,183)	Flowers Foods Inc	Goldman Sachs	10,678
(13,151)	Flowers Foods Inc	HSBC	(10,493)
4,766	Flowserve Corp	Bank of America Merrill Lynch	(14,870)
6,296	Flowserve Corp	Barclays Bank	(14,292)
21,602	Flowserve Corp	Goldman Sachs	(63,667)
3,119	Flowserve Corp	HSBC	(5,888)
10,196	Flowserve Corp	Morgan Stanley	(22,727)
20,543	Fluent Inc	Goldman Sachs	(13,353)
4,407	Fluent Inc	Morgan Stanley	(970)
(16,332)	Fluidigm Corp	Goldman Sachs	3,756
1,124	Fluor Corp	Barclays Bank	(562)
23,522	Fluor Corp	Goldman Sachs	(28,932)
1,642	Fluor Corp	HSBC	(413)

保有高	銘柄	取引相手	未実現純評価益 /(損) (米ドル)
	米国(続き)		
2,192	Fluor Corp	Morgan Stanley	(1,096)
334	Flushing Financial Corp	Barclays Bank	(281)
14,628	Flushing Financial Corp	Goldman Sachs	(9,654)
1,118	Flushing Financial Corp	Morgan Stanley	(939)
6,846	Flywire Corp	Barclays Bank	24,919
2,984	FMC Corp	Goldman Sachs	(5,360)
2,624	FMC Corp	HSBC	(688)
9,464	FNB Corp	HSBC	(3,274)
(11,749)	Focus Financial Partners Inc 'A'	Barclays Bank	48,993
(13,190)	Focus Financial Partners Inc 'A'	Goldman Sachs	64,499
3,477	Foghorn Therapeutics Inc	Bank of America Merrill Lynch	(4,659)
2,519	Foghorn Therapeutics Inc	Barclays Bank	479
5,332	Foghorn Therapeutics Inc	Goldman Sachs	(7,145)
20,792	Foghorn Therapeutics Inc	HSBC	(24,119)
4,838	Foghorn Therapeutics Inc	Morgan Stanley	919
4,478	FONAR Corp	Goldman Sachs	(7,814)
5,625	FONAR Corp	Morgan Stanley	(4,303)
1,390	Foot Locker Inc	Goldman Sachs	(7,452)
8,081	Foot Locker Inc	HSBC	(14,874)
16,169	Ford Motor Co	Goldman Sachs	(4,689)
(5,707)	Forestar Group Inc	Barclays Bank	5,821
(5,752)	Forestar Group Inc	Goldman Sachs	8,225
(1,041)	Forestar Group Inc	HSBC	1,181
(1,240)	Forian Inc	Barclays Bank	843
5,446	Forma Therapeutics Holdings Inc	Goldman Sachs	(16,338)
1,603	Forma Therapeutics Holdings Inc	HSBC	(5,899)
7,428	Forma Therapeutics Holdings Inc	Morgan Stanley	(17,084)
(2,747)	FormFactor Inc	Barclays Bank	522
(4,006)	FormFactor Inc	Goldman Sachs	1,176
(3,849)	FormFactor Inc	HSBC	5,312
(6,343)	FormFactor Inc	Morgan Stanley	1,205
2,350	Forrester Research Inc	Bank of America Merrill Lynch	(2,844)
24,695	Forrester Research Inc	Barclays Bank	(60,997)
24,646	Forrester Research Inc	Goldman Sachs	(29,822)
7,112	Forrester Research Inc	HSBC	(7,610)
2,670	Forrester Research Inc	Morgan Stanley	(6,595)
1,442	Forte Biosciences Inc	Bank of America Merrill Lynch	(995)
651	Forte Biosciences Inc	Barclays Bank	(13)
9,924	Forte Biosciences Inc	Goldman Sachs	(6,848)
12,755	Forte Biosciences Inc	HSBC	(8,546)
(2,023)	Forterra Inc	Barclays Bank	(7)
(9,294)	Forterra Inc	Goldman Sachs	367
(1,207)	Fortinet Inc	Barclays Bank	(15,775)
451	Fortinet Inc	HSBC	(3,301)
3,821	Fortitude Gold Corp	Bank of America Merrill Lynch	(2,636)

保有高	銘柄	取引相手	未実現純評価益 /(損) (米ドル)
	米国(続き)		
11,852	Fortitude Gold Corp	Barclays Bank	(948)
25,868	Fortitude Gold Corp	Morgan Stanley	(2,069)
34,100	Fortive Corp	Barclays Bank	(96,162)
29,246	Fortive Corp	Goldman Sachs	(60,396)
12,346	Fortive Corp	HSBC	(11,945)
3,575	Fortive Corp	Morgan Stanley	(10,082)
(83,042)	Fortress Biotech Inc	Barclays Bank	11,626
1,653	Fortune Brands Home & Security Inc	Barclays Bank	(7,224)
31,681	Fortune Brands Home & Security Inc	Goldman Sachs	(139,080)
(12,676)	Fortune Brands Home & Security Inc	Goldman Sachs	55,648
2,067	Fortune Brands Home & Security Inc	HSBC	(289)
1,152	Fortune Brands Home & Security Inc	Morgan Stanley	(5,034)
(13,972)	Forward Air Corp	Barclays Bank	45,409
(9,907)	Forward Air Corp	Goldman Sachs	53,102
(2,730)	Forward Air Corp	Morgan Stanley	8,873
18,118	Fossil Group Inc	Barclays Bank	(27,902)
10,918	Fossil Group Inc	Goldman Sachs	(49,568)
6,473	Fossil Group Inc	HSBC	(13,982)
63,427	Four Corners Property Trust Inc (REIT)	Bank of America Merrill Lynch	(93,872)
4,331	Four Corners Property Trust Inc (REIT)	Barclays Bank	(5,147)
13,745	Four Corners Property Trust Inc (REIT)	Goldman Sachs	(7,052)
7,128	Four Corners Property Trust Inc (REIT)	HSBC	(7,528)
32,404	Four Corners Property Trust Inc (REIT)	Morgan Stanley	(36,292)
51,470	Fox Corp 'A'	Bank of America Merrill Lynch	(247,056)
9,562	Fox Corp 'A'	Barclays Bank	(21,706)
52,322	Fox Corp 'A'	Goldman Sachs	(251,146)
12,940	Fox Corp 'A'	HSBC	(52,924)
23,364	Fox Corp 'A'	Morgan Stanley	(53,036)
966	Fox Factory Holding Corp	Bank of America Merrill Lynch	(12,780)
1,419	Fox Factory Holding Corp	Barclays Bank	(14,602)
(201)	Fox Factory Holding Corp	Barclays Bank	2,068
404	Fox Factory Holding Corp	Goldman Sachs	(5,345)
(620)	Fox Factory Holding Corp	HSBC	2,461
(839)	Fox Factory Holding Corp	Morgan Stanley	8,633
1,843	Fox Factory Holding Corp	Morgan Stanley	(18,964)
12,510	Franchise Group Inc	Barclays Bank	(36,279)
8,583	Franchise Group Inc	Goldman Sachs	19,312
902	Franchise Group Inc	HSBC	2,390
(10,362)	Franklin BSP Realty Trust Inc (REIT)	Barclays Bank	5,492
(12,547)	Franklin BSP Realty Trust Inc (REIT)	Goldman Sachs	11,041
(2,918)	Franklin BSP Realty Trust Inc (REIT)	Morgan Stanley	1,547
18,488	Franklin Covey Co	Goldman Sachs	(95,398)
10,311	Franklin Covey Co	HSBC	(3,918)
15,568	Franklin Covey Co	Morgan Stanley	(42,812)
15,533	Franklin Electric Co Inc	Bank of America Merrill Lynch	(39,143)

保有高	銘柄	取引相手	未実現純評価益 /(損) (米ドル)
	米国(続き)		
38,182	Franklin Electric Co Inc	Barclays Bank	(184,037)
6,573	Franklin Electric Co Inc	Goldman Sachs	(16,564)
17,524	Franklin Electric Co Inc	HSBC	(49,768)
11,269	Franklin Electric Co Inc	Morgan Stanley	(54,317)
(18,702)	Franklin Resources Inc	Barclays Bank	25,213
3,913	Franklin Resources Inc	Barclays Bank	(5,283)
(50,194)	Franklin Resources Inc	Goldman Sachs	130,002
(3,094)	Franklin Resources Inc	HSBC	7,010
4,394	Franklin Resources Inc	HSBC	(36)
37,250	Franklin Street Properties Corp (REIT)	Barclays Bank	1,490
(8,414)	Freeport-McMoRan Inc	Goldman Sachs	25,410
(20,103)	Freeport-McMoRan Inc	HSBC	31,964
(11,542)	FreightCar America Inc	Bank of America Merrill Lynch	10,042
1,856	Frequency Therapeutics Inc	Bank of America Merrill Lynch	(1,949)
13,244	Frequency Therapeutics Inc	Barclays Bank	(6,622)
23,372	Frequency Therapeutics Inc	Goldman Sachs	(24,541)
18,304	Frequency Therapeutics Inc	Morgan Stanley	(9,152)
(10,687)	Fresh Del Monte Produce Inc	Barclays Bank	23,672
(14,149)	Fresh Del Monte Produce Inc	Goldman Sachs	53,837
(7,596)	Fresh Del Monte Produce Inc	HSBC	29,662
(28,308)	Fresh Del Monte Produce Inc	Morgan Stanley	62,702
(2,448)	Freshpet Inc	Barclays Bank	(1,983)
(1,924)	Freshpet Inc	Goldman Sachs	26,359
(3,368)	Freshpet Inc	HSBC	53,700
6,280	frontdoor Inc	Barclays Bank	(7,670)
(2,501)	frontdoor Inc	Goldman Sachs	8,178
3,504	frontdoor Inc	Goldman Sachs	(8,426)
5,010	frontdoor Inc	HSBC	(1,854)
(13,191)	frontdoor Inc	Morgan Stanley	20,182
4,110	Frontier Communications Parent Inc	Barclays Bank	452
(4,668)	Frontier Communications Parent Inc	Barclays Bank	(513)
863	Frontier Communications Parent Inc	Goldman Sachs	1,010
(13,817)	Frontier Communications Parent Inc	Goldman Sachs	(16,166)
1,846	Frontier Communications Parent Inc	HSBC	3,766
(9,515)	Frontier Group Holdings Inc	Barclays Bank	19,886
(21,002)	Frontier Group Holdings Inc	Goldman Sachs	67,206
(6,335)	Frontier Group Holdings Inc	HSBC	23,883
(56,576)	Frontline Ltd	Barclays Bank	17,256
(13,894)	Frontline Ltd	Goldman Sachs	16,464
(6,386)	Frontline Ltd	Morgan Stanley	1,948
1,961	FRP Holdings Inc	Bank of America Merrill Lynch	(6,069)
727	FRP Holdings Inc	Barclays Bank	(2,170)
3,332	FRP Holdings Inc	Goldman Sachs	(10,313)
621	FRP Holdings Inc	HSBC	(3,096)
3,062	FRP Holdings Inc	Morgan Stanley	(9,140)

保有高	銘柄	取引相手	未実現純評価益 /(損) (米ドル)
	米国(続き)		
13,774	FS Bancorp Inc	Bank of America Merrill Lynch	(39,669)
14,698	FS Bancorp Inc	Barclays Bank	(27,926)
14,798	FS Bancorp Inc	HSBC	(40,695)
14,436	FS Bancorp Inc	Morgan Stanley	(27,428)
532	F-star Therapeutics Inc*	Goldman Sachs	213
532	F-star Therapeutics Inc*	Goldman Sachs	213
7,956	FTC Solar Inc	Barclays Bank	(3,660)
12,241	FTC Solar Inc	Goldman Sachs	(27,175)
4,982	FTC Solar Inc	HSBC	(6,676)
5,661	FTI Consulting Inc	Barclays Bank	(40,703)
8,421	FTI Consulting Inc	Goldman Sachs	(3,200)
6,356	FTI Consulting Inc	HSBC	21,865
4,964	FTS International Inc 'A'	Bank of America Merrill Lynch	(298)
756	FTS International Inc 'A'	HSBC	(83)
(9,488)	FuelCell Energy Inc	Bank of America Merrill Lynch	17,932
(21,474)	FuelCell Energy Inc	Goldman Sachs	40,586
(5,853)	FuelCell Energy Inc	HSBC	11,296
(416)	Fulgent Genetics Inc	Barclays Bank	(2,808)
72	Fulgent Genetics Inc	Barclays Bank	486
1,411	Fulgent Genetics Inc	Goldman Sachs	7,140
244	Fulgent Genetics Inc	HSBC	1,236
(30,242)	Full House Resorts Inc	Goldman Sachs	33,569
20,135	Fulton Financial Corp	Barclays Bank	(23,558)
38,419	Fulton Financial Corp	Goldman Sachs	(38,803)
97,536	Fulton Financial Corp	HSBC	(105,339)
77,789	Fulton Financial Corp	Morgan Stanley	(91,013)
7,291	Funko Inc 'A'	Barclays Bank	(10,207)
2,501	Funko Inc 'A'	Morgan Stanley	(3,501)
(24,466)	FutureFuel Corp	Bank of America Merrill Lynch	32,295
(32,625)	FutureFuel Corp	Barclays Bank	18,922
(28,056)	FutureFuel Corp	Goldman Sachs	37,034
(3,528)	FutureFuel Corp	Morgan Stanley	2,046
(11,711)	FVCBankcorp Inc	Barclays Bank	7,144
(1,603)	FVCBankcorp Inc	Goldman Sachs	1,090
(27,591)	FVCBankcorp Inc	HSBC	17,382
17,421	G1 Therapeutics Inc	Barclays Bank	(11,846)
5,378	G1 Therapeutics Inc	HSBC	(15,058)
5,382	Gaia Inc	Bank of America Merrill Lynch	(5,947)
18,746	Gaia Inc	Goldman Sachs	(20,714)
3,155	Gaia Inc	HSBC	(5,158)
2,918	Gaia Inc	Morgan Stanley	(1,795)
7,851	Galera Therapeutics Inc	Bank of America Merrill Lynch	(3,023)
11,512	Galera Therapeutics Inc	Goldman Sachs	(4,432)
13,030	Galera Therapeutics Inc	HSBC	(7,623)
4,627	Galera Therapeutics Inc	Morgan Stanley	(625)

保有高	銘柄	取引相手	未実現純評価益 /(損) (米ドル)
	米国(続き)		
(5,000)	GAMCO Investors Inc	Goldman Sachs	(4,946)
(6,000)	GAMCO Investors Inc	HSBC	36
(10,204)	GAMCO Investors Inc 'A'	Bank of America Merrill Lynch	32,347
(5,727)	GAMCO Investors Inc 'A'	Barclays Bank	22,507
(2,552)	GAMCO Investors Inc 'A'	Goldman Sachs	8,090
(3,352)	GAMCO Investors Inc 'A'	HSBC	7,106
(2,601)	GameStop Corp 'A'	Barclays Bank	127,527
(1,252)	Gaming and Leisure Properties Inc (REIT)	Bank of America Merrill Lynch	2,967
(13,926)	Gaming and Leisure Properties Inc (REIT)	Barclays Bank	11,141
(12,514)	Gaming and Leisure Properties Inc (REIT)	Goldman Sachs	27,081
(5,166)	Gaming and Leisure Properties Inc (REIT)	HSBC	11,112
(32,557)	Gaming and Leisure Properties Inc (REIT)	Morgan Stanley	26,046
(6,059)	GAN Ltd	Barclays Bank	7,756
(3,327)	GAN Ltd	Goldman Sachs	11,046
3,150	Gannett Co Inc	Barclays Bank	(851)
8,482	Gannett Co Inc	HSBC	(7,888)
3,701	Gannett Co Inc	Morgan Stanley	(999)
15,139	Gap Inc	Barclays Bank	(104,610)
38,338	Gap Inc	Goldman Sachs	(299,420)
46,743	Gap Inc	HSBC	(355,794)
6,003	Gap Inc	Morgan Stanley	(41,481)
2,116	Garmin Ltd	Goldman Sachs	(18,176)
652	Garmin Ltd	HSBC	(6,370)
135	Gartner Inc	Bank of America Merrill Lynch	(453)
1,844	Gartner Inc	Barclays Bank	387
714	Gartner Inc	Goldman Sachs	(9,054)
(939)	Gartner Inc	Morgan Stanley	(197)
400	Gartner Inc	Morgan Stanley	84
(14,530)	Gates Industrial Corp Plc	Barclays Bank	2,034
(20,357)	Gates Industrial Corp Plc	Morgan Stanley	2,850
(5,049)	Gatos Silver Inc	Bank of America Merrill Lynch	1,313
(16,252)	Gatos Silver Inc	Barclays Bank	1,625
(7,344)	Gatos Silver Inc	Goldman Sachs	1,909
(3,230)	Gatos Silver Inc	Morgan Stanley	323
17,380	GATX Corp	Barclays Bank	(77,167)
13,249	GATX Corp	Goldman Sachs	(32,195)
4,687	GATX Corp	Morgan Stanley	(20,810)
(61,232)	GCP Applied Technologies Inc	Barclays Bank	(47,761)
(71,496)	GCP Applied Technologies Inc	Goldman Sachs	(124,403)
(11,543)	GCP Applied Technologies Inc	HSBC	(29,781)
(60,317)	Genasys Inc	Bank of America Merrill Lynch	64,539
(16,015)	Genasys Inc	Barclays Bank	15,214
(6,728)	Genasys Inc	Goldman Sachs	7,199
(18,950)	Genasys Inc	HSBC	23,877
(5,637)	Genasys Inc	Morgan Stanley	5,355

保有高	銘柄	取引相手	未実現純評価益 /(損) (米ドル)
	米国(続き)		
(2,233)	Genco Shipping & Trading Ltd	Barclays Bank	(2,881)
(25,881)	Genco Shipping & Trading Ltd	Goldman Sachs	(14,493)
(11,393)	Genco Shipping & Trading Ltd	Morgan Stanley	(14,697)
23,057	Gencor Industries Inc	Bank of America Merrill Lynch	(21,212)
11,115	Gencor Industries Inc	Barclays Bank	(8,114)
17,670	Gencor Industries Inc	Goldman Sachs	(16,256)
5,858	Gencor Industries Inc	HSBC	(4,042)
16,747	Gencor Industries Inc	Morgan Stanley	(12,225)
(199)	Generac Holdings Inc	Barclays Bank	1,958
(111)	Generac Holdings Inc	HSBC	1,523
1,016	Generac Holdings Inc	Morgan Stanley	(9,997)
(15)	General Electric Co	Bank of America Merrill Lynch	84
(4,601)	General Electric Co	Barclays Bank	21,395
(4,644)	General Electric Co	Goldman Sachs	15,443
(4,118)	General Electric Co	HSBC	49,768
(30,185)	General Electric Co	Morgan Stanley	140,360
(7,369)	General Mills Inc	Bank of America Merrill Lynch	5,158
(9,692)	General Mills Inc	Barclays Bank	(1,163)
(11,091)	General Mills Inc	Goldman Sachs	7,764
(700)	General Mills Inc	HSBC	(252)
(20,327)	General Motors Co	Bank of America Merrill Lynch	77,852
(53,339)	General Motors Co	Barclays Bank	262,427
(7,106)	General Motors Co	HSBC	3,269
(17,047)	General Motors Co	Morgan Stanley	83,871
(2,853)	Generation Bio Co	Bank of America Merrill Lynch	10,014
(1,408)	Generation Bio Co	Barclays Bank	2,675
(6,518)	Generation Bio Co	Goldman Sachs	22,878
(2,860)	Generation Bio Co	HSBC	13,356
(1,806)	Genesco Inc	Bank of America Merrill Lynch	15,568
(2,298)	Genesco Inc	Barclays Bank	19,809
(2,818)	Genesco Inc	Goldman Sachs	24,291
(3,576)	Genesco Inc	HSBC	27,070
(671)	Genesco Inc	Morgan Stanley	5,784
(33,193)	Genie Energy Ltd 'B'	Bank of America Merrill Lynch	6,307
(5,009)	Genie Energy Ltd 'B'	Barclays Bank	(1,352)
(18,827)	Genie Energy Ltd 'B'	Goldman Sachs	3,577
(7,176)	Genie Energy Ltd 'B'	HSBC	1,866
(13,576)	Genie Energy Ltd 'B'	Morgan Stanley	(3,666)
(64,713)	Genius Brands International Inc	Barclays Bank	1,294
(63,035)	Genius Brands International Inc	Morgan Stanley	1,261
2,470	Genpact Ltd	Bank of America Merrill Lynch	(4,372)
1,693	Genpact Ltd	Barclays Bank	(1,185)
12,631	Genpact Ltd	Goldman Sachs	(22,357)
2,046	Genpact Ltd	HSBC	(3,725)
4,847	Genprex Inc	Bank of America Merrill Lynch	(2,763)

保有高	銘柄	取引相手	未実現純評価益 /(損) (米ドル)
	米国(続き)		
5,618	Genprex Inc	Barclays Bank	(169)
4,965	Genprex Inc	Goldman Sachs	(2,830)
9,969	Genprex Inc	HSBC	(7,178)
4,642	Genprex Inc	Morgan Stanley	(139)
(17,426)	Gentex Corp	Barclays Bank	28,927
(47,704)	Gentex Corp	Goldman Sachs	123,982
(50,202)	Gentex Corp	HSBC	79,724
(17,986)	Gentex Corp	Morgan Stanley	29,857
(5,024)	Gentherm Inc	Barclays Bank	18,589
(1,541)	Gentherm Inc	Goldman Sachs	(431)
(5,998)	Gentherm Inc	HSBC	(16,157)
701	Genuine Parts Co	Goldman Sachs	(1,372)
(5,323)	GEO Group Inc (REIT)	Bank of America Merrill Lynch	6,388
(3,301)	GEO Group Inc (REIT)	Barclays Bank	2,212
(33,093)	GEO Group Inc (REIT)	HSBC	24,901
(10,122)	Geospace Technologies Corp	Bank of America Merrill Lynch	7,895
(10,773)	Geospace Technologies Corp	Barclays Bank	1,616
(16,314)	Geospace Technologies Corp	Goldman Sachs	12,725
(7,864)	Geospace Technologies Corp	Morgan Stanley	1,180
(45,283)	German American Bancorp Inc	Morgan Stanley	165,283
(193,284)	Geron Corp	Barclays Bank	9,664
(9,947)	Getty Realty Corp (REIT)	Barclays Bank	14,199
(26,274)	Getty Realty Corp (REIT)	Goldman Sachs	39,914
(17,847)	Getty Realty Corp (REIT)	HSBC	38,255
(10,968)	Gevo Inc	Barclays Bank	4,497
3,130	Gibraltar Industries Inc	Barclays Bank	(20,783)
3,698	Gibraltar Industries Inc	Morgan Stanley	(24,555)
(3,768)	G-III Apparel Group Ltd	Barclays Bank	9,721
(3,575)	G-III Apparel Group Ltd	Goldman Sachs	9,187
19,046	Gilead Sciences Inc	Barclays Bank	13,713
3,135	Gilead Sciences Inc	Goldman Sachs	10,941
(3,381)	Gilead Sciences Inc	Goldman Sachs	(2,478)
36,920	Gilead Sciences Inc	HSBC	174,262
47,118	Ginkgo Bioworks Holdings Inc	Barclays Bank	(68,321)
40,033	Glacier Bancorp Inc	Barclays Bank	(167,338)
24,442	Glacier Bancorp Inc	Goldman Sachs	(123,432)
6,589	Glacier Bancorp Inc	HSBC	(29,189)
6,525	Glacier Bancorp Inc	Morgan Stanley	(27,275)
(11,676)	Gladstone Commercial Corp (REIT)	Bank of America Merrill Lynch	13,077
(77,059)	Gladstone Commercial Corp (REIT)	Barclays Bank	54,710
(60,189)	Gladstone Commercial Corp (REIT)	Goldman Sachs	66,471
(8,090)	Gladstone Commercial Corp (REIT)	HSBC	5,370
(25,813)	Gladstone Commercial Corp (REIT)	Morgan Stanley	18,327
15,160	Gladstone Land Corp (REIT)	Bank of America Merrill Lynch	13,644
1,076	Gladstone Land Corp (REIT)	Barclays Bank	258

保有高	銘柄	取引相手	未実現純評価益 /(損) (米ドル)
	米国(続き)		
19,084	Gladstone Land Corp (REIT)	Goldman Sachs	17,176
8,058	Gladstone Land Corp (REIT)	HSBC	30,379
(47,110)	Glatfelter Corp	Barclays Bank	30,150
(53,716)	Glatfelter Corp	Goldman Sachs	38,138
(898)	Glatfelter Corp	HSBC	1,212
4,188	Glaukos Corp	Barclays Bank	(11,037)
688	Glaukos Corp	Goldman Sachs	(3,523)
624	Glaukos Corp	HSBC	(6,159)
584	Glaukos Corp	Morgan Stanley	(2,599)
(2,532)	Global Blood Therapeutics Inc	Barclays Bank	4,431
(4,888)	Global Blood Therapeutics Inc	Goldman Sachs	21,336
(833)	Global Blood Therapeutics Inc	HSBC	2,708
3,223	Global Indemnity Group LLC 'A'	Barclays Bank	806
10,817	Global Indemnity Group LLC 'A'	Goldman Sachs	433
2,974	Global Indemnity Group LLC 'A'	HSBC	(1,963)
6,490	Global Indemnity Group LLC 'A'	Morgan Stanley	1,623
(15,139)	Global Industrial Co	Bank of America Merrill Lynch	40,875
(9,707)	Global Industrial Co	Barclays Bank	31,159
(1,029)	Global Industrial Co	Goldman Sachs	2,778
(3,948)	Global Industrial Co	Morgan Stanley	12,673
(26,552)	Global Medical Inc (REIT)	Barclays Bank	7,309
(48,810)	Global Medical Inc (REIT)	Goldman Sachs	19,524
(14,822)	Global Medical Inc (REIT)	HSBC	7,115
(10,955)	Global Medical Inc (REIT)	Morgan Stanley	3,177
1,016	Global Payments Inc	Bank of America Merrill Lynch	(12,273)
12,913	Global Payments Inc	Barclays Bank	(44,580)
1,528	Global Payments Inc	Goldman Sachs	(18,458)
11,961	Global Payments Inc	HSBC	(163,237)
2,913	Global Payments Inc	Morgan Stanley	(11,128)
12,798	Global Water Resources Inc	Barclays Bank	(13,950)
25,004	Global Water Resources Inc	Goldman Sachs	(18,753)
16,596	Global Water Resources Inc	Morgan Stanley	(18,090)
(125,494)	Globalstar Inc	Barclays Bank	4,392
2,778	Globus Medical Inc 'A'	Barclays Bank	(12,834)
643	Globus Medical Inc 'A'	Goldman Sachs	(4,668)
(8,222)	GlycoMimetics Inc	Bank of America Merrill Lynch	3,618
(52,340)	GlycoMimetics Inc	HSBC	16,225
30,305	GMS Inc	Barclays Bank	(97,582)
3,842	GoDaddy Inc 'A'	Bank of America Merrill Lynch	(11,103)
16,423	GoDaddy Inc 'A'	Barclays Bank	41,550
1,311	GoDaddy Inc 'A'	HSBC	(1,757)
8,363	GoDaddy Inc 'A'	Morgan Stanley	21,158
(33,152)	Gogo Inc	Barclays Bank	22,212
48,831	GoHealth Inc 'A'	Barclays Bank	(1,202)
50,679	GoHealth Inc 'A'	Goldman Sachs	(21,968)

保有高	銘柄	取引相手	未実現純評価益 /(損) (米ドル)
	米国(続き)		
39,675	GoHealth Inc 'A'	HSBC	(39,966)
15,289	GoHealth Inc 'A'	Morgan Stanley	(764)
3,856	Golar LNG Ltd	Goldman Sachs	(5,206)
3,510	Golar LNG Ltd	HSBC	(3,099)
3,605	Golar LNG Ltd	Morgan Stanley	(2,487)
27,560	Gold Resource Corp	Bank of America Merrill Lynch	(7,992)
29,666	Gold Resource Corp	Barclays Bank	(2,967)
48,144	Gold Resource Corp	Goldman Sachs	(13,962)
37,456	Gold Resource Corp	HSBC	1,124
91,293	Gold Resource Corp	Morgan Stanley	(9,129)
4,488	Golden Entertainment Inc	Barclays Bank	(23,158)
2,175	Golden Entertainment Inc	HSBC	(14,573)
239	Golden Entertainment Inc	Morgan Stanley	(1,233)
(1,175)	Goodrich Petroleum Corp	Barclays Bank	49
514	GoodRx Holdings Inc 'A'	Bank of America Merrill Lynch	(1,246)
(4,642)	GoodRx Holdings Inc 'A'	Barclays Bank	(12,858)
3,098	GoodRx Holdings Inc 'A'	Goldman Sachs	(434)
6,066	Goodyear Tire & Rubber Co	Bank of America Merrill Lynch	(13,649)
13,203	Goodyear Tire & Rubber Co	Barclays Bank	(25,350)
(7,036)	Goodyear Tire & Rubber Co	Barclays Bank	13,509
17,615	Goodyear Tire & Rubber Co	Goldman Sachs	(39,634)
51,879	Goodyear Tire & Rubber Co	HSBC	(133,329)
36,834	Goodyear Tire & Rubber Co	Morgan Stanley	(70,721)
(7,267)	Goosehead Insurance Inc 'A'	Barclays Bank	(24,466)
(4,266)	Goosehead Insurance Inc 'A'	Goldman Sachs	14,078
(451)	Goosehead Insurance Inc 'A'	HSBC	5,511
(1,498)	Goosehead Insurance Inc 'A'	Morgan Stanley	(5,393)
44,209	GoPro Inc 'A'	Barclays Bank	(21,868)
33,070	GoPro Inc 'A'	Goldman Sachs	(41,668)
2,533	GoPro Inc 'A'	HSBC	1,216
(13,339)	Gorman-Rupp Co	Bank of America Merrill Lynch	35,348
(15,822)	Gorman-Rupp Co	Barclays Bank	38,922
(32,647)	Gorman-Rupp Co	Goldman Sachs	86,515
(7,703)	Gorman-Rupp Co	HSBC	21,877
(12,186)	Gorman-Rupp Co	Morgan Stanley	29,978
(6,073)	Gossamer Bio Inc	Barclays Bank	3,401
(33,949)	Gossamer Bio Inc	Goldman Sachs	33,270
(3,378)	Gossamer Bio Inc	HSBC	9,019
15,668	Graco Inc	HSBC	(68,469)
16,935	Graco Inc	Morgan Stanley	(48,434)
(10,915)	GrafTech International Ltd	Bank of America Merrill Lynch	7,095
(70,125)	GrafTech International Ltd	Barclays Bank	39,270
(62,362)	GrafTech International Ltd	Goldman Sachs	40,535
(8,488)	GrafTech International Ltd	Morgan Stanley	4,753
(10,974)	Graham Corp	Bank of America Merrill Lynch	5,706

保有高	銘柄	取引相手	未実現純評価益 /(損) (米ドル)
	米国(続き)		
(7,047)	Graham Corp	Barclays Bank	1,973
(2,287)	Graham Corp	Goldman Sachs	1,189
(1,586)	Graham Corp	HSBC	936
1,623	Graham Holdings Co 'B'	Barclays Bank	(34,197)
1,275	Graham Holdings Co 'B'	Goldman Sachs	(24,455)
(495)	Grand Canyon Education Inc	Barclays Bank	2,039
739	Grand Canyon Education Inc	Barclays Bank	(3,045)
(2,184)	Grand Canyon Education Inc	Goldman Sachs	15,594
1,242	Grand Canyon Education Inc	HSBC	(11,960)
(847)	Grand Canyon Education Inc	Morgan Stanley	3,490
2,556	Grand Canyon Education Inc	Morgan Stanley	(10,531)
20,938	Granite Construction Inc	Barclays Bank	(42,923)
20,961	Granite Construction Inc	Goldman Sachs	(38,568)
9,984	Granite Construction Inc	HSBC	(22,564)
(5,970)	Granite Point Mortgage Trust Inc (REIT)	Barclays Bank	60
(10,222)	Granite Point Mortgage Trust Inc (REIT)	Goldman Sachs	9,404
3,986	Graphite Bio Inc	Barclays Bank	(1,196)
(11,820)	Gray Television Inc	Barclays Bank	7,447
(127,345)	Great Lakes Dredge & Dock Corp	Barclays Bank	103,149
(86,857)	Great Lakes Dredge & Dock Corp	Goldman Sachs	81,646
(19,034)	Great Lakes Dredge & Dock Corp	HSBC	7,233
(46,330)	Great Lakes Dredge & Dock Corp	Morgan Stanley	37,527
(6,835)	Great Southern Bancorp Inc	Bank of America Merrill Lynch	20,778
(6,246)	Great Southern Bancorp Inc	Barclays Bank	21,736
(22,716)	Great Southern Bancorp Inc	Goldman Sachs	69,057
(9,374)	Great Southern Bancorp Inc	HSBC	29,247
(4,367)	Great Southern Bancorp Inc	Morgan Stanley	15,197
11,388	Green Brick Partners Inc	Barclays Bank	(7,744)
7,093	Green Brick Partners Inc	Goldman Sachs	(4,610)
18,933	Green Brick Partners Inc	Morgan Stanley	(12,874)
(4,361)	Green Dot Corp 'A'	Barclays Bank	10,466
(4,778)	Green Dot Corp 'A'	Goldman Sachs	26,589
(2,931)	Green Dot Corp 'A'	HSBC	15,181
(1,251)	Green Plains Inc	Barclays Bank	3,490
(5,623)	Green Plains Inc	Goldman Sachs	10,290
(882)	Green Plains Inc	HSBC	5,433
(5,902)	GreenBox POS	Barclays Bank	(295)
(8,488)	GreenBox POS	Goldman Sachs	11,204
(7,552)	GreenBox POS	HSBC	1,259
(3,567)	GreenBox POS	Morgan Stanley	(178)
(11,380)	Greenbrier Cos Inc	Barclays Bank	2,048
(10,840)	Greenbrier Cos Inc	Goldman Sachs	19,837
(21,025)	Greenbrier Cos Inc	HSBC	73,746
(2,397)	Greene County Bancorp Inc	Bank of America Merrill Lynch	2,157
(2,148)	Greene County Bancorp Inc	Barclays Bank	1,568

保有高	銘柄	取引相手	未実現純評価益 /(損) (米ドル)
	米国(続き)		
(2,856)	Greene County Bancorp Inc	Goldman Sachs	2,570
(2,486)	Greene County Bancorp Inc	HSBC	3,381
(915)	Greene County Bancorp Inc	Morgan Stanley	668
(6,593)	Greenhill & Co Inc	Bank of America Merrill Lynch	12,659
(3,964)	Greenhill & Co Inc	Goldman Sachs	7,611
(1,634)	Greenhill & Co Inc	HSBC	882
(12,830)	Greenhill & Co Inc	Morgan Stanley	22,068
19,259	Greenlane Holdings Inc 'A'	Bank of America Merrill Lynch	(15,215)
8,323	Greenlane Holdings Inc 'A'	Barclays Bank	(416)
17,381	Greenlane Holdings Inc 'A'	Goldman Sachs	(13,731)
37,267	Greenlight Capital Re Ltd 'A'	Barclays Bank	(20,870)
28,242	Greenlight Capital Re Ltd 'A'	Goldman Sachs	(20,334)
2,175	Greif Inc 'A'	Barclays Bank	(14,268)
14,131	Greif Inc 'A'	Goldman Sachs	(101,885)
13,774	Greif Inc 'A'	HSBC	(75,757)
2,016	Greif Inc 'A'	Morgan Stanley	(13,225)
(520)	Greif Inc 'B'	Bank of America Merrill Lynch	4,524
(7,023)	Greif Inc 'B'	Barclays Bank	57,448
(9,256)	Greif Inc 'B'	Goldman Sachs	80,527
(1,747)	Greif Inc 'B'	HSBC	13,085
(13,815)	Grid Dynamics Holdings Inc	Barclays Bank	(38,682)
(2,309)	Grid Dynamics Holdings Inc	Morgan Stanley	(6,465)
38,945	Griffon Corp	Barclays Bank	16,746
8,047	Griffon Corp	Goldman Sachs	(18,186)
22,347	Gritstone bio Inc	Barclays Bank	5,587
7,712	Gritstone bio Inc	HSBC	(3,393)
10,771	Gritstone bio Inc	Morgan Stanley	2,693
19,697	Grocery Outlet Holding Corp	Barclays Bank	4,727
21,096	Grocery Outlet Holding Corp	HSBC	120,880
(430)	Group 1 Automotive Inc	Barclays Bank	3,130
(1,233)	Group 1 Automotive Inc	Goldman Sachs	8,162
(3,033)	Group 1 Automotive Inc	HSBC	4,740
(5,574)	Groupon Inc	Goldman Sachs	30,044
(1,634)	GrowGeneration Corp	Bank of America Merrill Lynch	11,528
(24,333)	GrowGeneration Corp	Barclays Bank	20,075
(4,396)	GrowGeneration Corp	HSBC	37,344
(34,014)	GSI Technology Inc	Bank of America Merrill Lynch	18,027
(21,599)	GSI Technology Inc	Barclays Bank	9,288
(36,279)	GSI Technology Inc	Goldman Sachs	19,228
(5,803)	GSI Technology Inc	Morgan Stanley	2,495
27,917	GTX Inc*	Bank of America Merrill Lynch	28,615
7,571	GTX Inc*	Goldman Sachs	7,753
59	GTX Inc*	Morgan Stanley	60
(10,063)	GTY Technology Holdings Inc	Morgan Stanley	5,132
608	Guaranty Bancshares Inc	Bank of America Merrill Lynch	(1,392)

保有高	銘柄	取引相手	未実現純評価益 /(損) (米ドル)
	米国(続き)		
9,786	Guaranty Bancshares Inc	Barclays Bank	(9,688)
4,160	Guaranty Bancshares Inc	Goldman Sachs	(9,526)
244	Guaranty Bancshares Inc	HSBC	(615)
5,968	Guaranty Bancshares Inc	Morgan Stanley	(5,908)
(4,142)	Guardant Health Inc	Barclays Bank	(28,994)
2,676	Guardant Health Inc	Barclays Bank	18,732
(2,358)	Guardant Health Inc	Goldman Sachs	(3,183)
(1,883)	Guardant Health Inc	HSBC	10,225
(4,793)	Guardant Health Inc	Morgan Stanley	(33,551)
(12,694)	Guess? Inc	Barclays Bank	(1,523)
503	Guidewire Software Inc	Bank of America Merrill Lynch	(1,252)
10,697	Guidewire Software Inc	Barclays Bank	17,222
23	Guidewire Software Inc	Goldman Sachs	(106)
300	Guild Holdings Co 'A'	Barclays Bank	288
1,034	Guild Holdings Co 'A'	HSBC	889
1,843	Guild Holdings Co 'A'	Morgan Stanley	1,769
(32,922)	Gulf Island Fabrication Inc	Goldman Sachs	3,292
(16,100)	Gulf Island Fabrication Inc	Morgan Stanley	805
883	Gulfport Energy Operating Corp	Bank of America Merrill Lynch	(1,890)
3,774	Gulfport Energy Operating Corp	Barclays Bank	(226)
4,343	Gulfport Energy Operating Corp	Goldman Sachs	(9,294)
3,380	Gulfport Energy Operating Corp	HSBC	(14,906)
1,360	Gulfport Energy Operating Corp	Morgan Stanley	(82)
(30,667)	GXO Logistics Inc	Barclays Bank	144,748
(24,310)	GXO Logistics Inc	Goldman Sachs	7,779
(9,018)	GXO Logistics Inc	HSBC	(32,735)
(3,396)	GXO Logistics Inc	Morgan Stanley	16,029
(8,013)	H&E Equipment Services Inc	Barclays Bank	18,029
(21,078)	H&E Equipment Services Inc	Goldman Sachs	60,618
(6,421)	H&E Equipment Services Inc	HSBC	29,452
99,834	H&R Block Inc	Barclays Bank	(122,796)
40,621	H&R Block Inc	Goldman Sachs	(21,935)
21,892	H&R Block Inc	HSBC	(12,260)
28,268	H&R Block Inc	Morgan Stanley	(34,770)
(19,339)	Hackett Group Inc	Barclays Bank	21,080
(14,085)	Hackett Group Inc	Goldman Sachs	15,353
15,113	Haemonetics Corp	Goldman Sachs	(82,819)
(1,066)	Hain Celestial Group Inc	Bank of America Merrill Lynch	1,834
(22,973)	Hain Celestial Group Inc	Barclays Bank	15,392
(4,749)	Hain Celestial Group Inc	Goldman Sachs	7,835
(25,332)	Hain Celestial Group Inc	HSBC	43,290
(5,400)	Hain Celestial Group Inc	Morgan Stanley	3,618
(12,489)	Hall of Fame Resort & Entertainment Co	Goldman Sachs	5,620
(18,789)	Hall of Fame Resort & Entertainment Co	HSBC	6,894
523	Halliburton Co	Bank of America Merrill Lynch	(839)

保有高	銘柄	取引相手	未実現純評価益 /(損) (米ドル)
	米国(続き)		
46,898	Halliburton Co	Goldman Sachs	(68,573)
18,844	Halliburton Co	HSBC	(38,834)
6,196	Hallmark Financial Services Inc	Bank of America Merrill Lynch	4,461
2,529	Hallmark Financial Services Inc	Goldman Sachs	1,821
26,217	Hallmark Financial Services Inc	Morgan Stanley	-
3,573	Halozyme Therapeutics Inc	Bank of America Merrill Lynch	(14,953)
8,055	Halozyme Therapeutics Inc	Barclays Bank	(10,641)
(7,832)	Halozyme Therapeutics Inc	Goldman Sachs	32,424
22,335	Halozyme Therapeutics Inc	Goldman Sachs	(62,174)
(18,514)	Halozyme Therapeutics Inc	HSBC	99,605
26,078	Halozyme Therapeutics Inc	HSBC	(103,536)
3,222	Halozyme Therapeutics Inc	Morgan Stanley	(4,640)
2,280	Hamilton Beach Brands Holding Co 'A'	Bank of America Merrill Lynch	(5,540)
5,551	Hamilton Beach Brands Holding Co 'A'	Barclays Bank	(5,607)
2,733	Hamilton Beach Brands Holding Co 'A'	Goldman Sachs	(6,641)
3,408	Hamilton Beach Brands Holding Co 'A'	HSBC	(9,645)
8,420	Hamilton Beach Brands Holding Co 'A'	Morgan Stanley	(8,504)
12,940	Hamilton Lane Inc 'A'	HSBC	(71,041)
3,283	Hancock Whitney Corp	Bank of America Merrill Lynch	(14,872)
8,281	Hancock Whitney Corp	Barclays Bank	(25,340)
10,864	Hancock Whitney Corp	Goldman Sachs	(48,529)
14,165	Hancock Whitney Corp	HSBC	(43,360)
(6,453)	Hancock Whitney Corp	Morgan Stanley	19,746
11,223	Hancock Whitney Corp	Morgan Stanley	(34,342)
(18,088)	Hanesbrands Inc	Barclays Bank	16,460
19,203	Hanesbrands Inc	Barclays Bank	(17,475)
19,119	Hanesbrands Inc	Goldman Sachs	(28,679)
(5,903)	Hanesbrands Inc	Morgan Stanley	5,372
6,377	Hanesbrands Inc	Morgan Stanley	(5,803)
12,262	Hanger Inc	Barclays Bank	(29,797)
14,742	Hanger Inc	Goldman Sachs	(42,604)
4,253	Hanger Inc	Morgan Stanley	(10,335)
(3,469)	Hannon Armstrong Sustainable Infrastructure Capital Inc (REIT)	Bank of America Merrill Lynch	12,710
(13,913)	Hannon Armstrong Sustainable Infrastructure Capital Inc (REIT)	Barclays Bank	45,937
(18,502)	Hannon Armstrong Sustainable Infrastructure Capital Inc (REIT)	Goldman Sachs	73,284
(36,963)	Hannon Armstrong Sustainable Infrastructure Capital Inc (REIT)	HSBC	157,688
(5,401)	Hannon Armstrong Sustainable Infrastructure Capital Inc (REIT)	Morgan Stanley	18,687
3,729	Hanover Insurance Group Inc	Bank of America Merrill Lynch	(17,862)
11,207	Hanover Insurance Group Inc	Barclays Bank	(78,561)
8,210	Hanover Insurance Group Inc	Goldman Sachs	(39,185)
5,123	Hanover Insurance Group Inc	HSBC	(15,676)
11,766	Hanover Insurance Group Inc	Morgan Stanley	(82,480)

保有高	銘柄	取引相手	未実現純評価益 /(損) (米ドル)
	米国(続き)		
(23,787)	HarborOne Bancorp Inc	HSBC	28,782
(51,976)	HarborOne Bancorp Inc	Morgan Stanley	49,897
61,865	Harley-Davidson Inc	Barclays Bank	(113,431)
27,574	Harley-Davidson Inc	Goldman Sachs	(34,956)
9,872	Harley-Davidson Inc	HSBC	(5,331)
1,192	Harley-Davidson Inc	Morgan Stanley	(2,277)
73,787	Harmonic Inc	Barclays Bank	(22,136)
19,930	Harmonic Inc	Goldman Sachs	3,986
4,501	Harmonic Inc	HSBC	765
6,250	Harmony Biosciences Holdings Inc	Barclays Bank	(13,219)
618	Harmony Biosciences Holdings Inc	Goldman Sachs	(2,508)
1,496	Harmony Biosciences Holdings Inc	HSBC	(11,572)
823	Harmony Biosciences Holdings Inc	Morgan Stanley	(1,741)
14,426	Harpoon Therapeutics Inc	Barclays Bank	(11,252)
10,227	Harpoon Therapeutics Inc	Goldman Sachs	(13,091)
6,276	Harpoon Therapeutics Inc	HSBC	(5,021)
2,213	Harpoon Therapeutics Inc	Morgan Stanley	(1,726)
(703)	Harrow Health Inc	Barclays Bank	478
(7,619)	Harrow Health Inc	Goldman Sachs	5,181
(16,832)	Harsco Corp	Barclays Bank	(2,525)
(8,881)	Harsco Corp	Goldman Sachs	3,996
(19,965)	Harsco Corp	HSBC	5,752
(8,689)	Harsco Corp	Morgan Stanley	(1,303)
2,418	Hartford Financial Services Group Inc	Bank of America Merrill Lynch	(12,235)
13,154	Hartford Financial Services Group Inc	Barclays Bank	(44,198)
1,589	Hartford Financial Services Group Inc	Goldman Sachs	(7,609)
4,866	Hartford Financial Services Group Inc	HSBC	(20,535)
(11,835)	Harvard Bioscience Inc	Barclays Bank	6,273
(8,705)	Harvard Bioscience Inc	Goldman Sachs	9,401
3,044	Harvard Bioscience Inc	Morgan Stanley	(8,767)
(687)	Hasbro Inc	Barclays Bank	698
2,590	Hasbro Inc	Barclays Bank	(5,025)
(830)	Hasbro Inc	HSBC	637
1,034	Haverty Furniture Cos Inc	Bank of America Merrill Lynch	(3,743)
1,066	Haverty Furniture Cos Inc	Barclays Bank	(2,057)
2,846	Haverty Furniture Cos Inc	Goldman Sachs	(9,271)
14,542	Haverty Furniture Cos Inc	Morgan Stanley	(28,066)
(35,601)	Hawaiian Electric Industries Inc	Bank of America Merrill Lynch	65,862
(4,256)	Hawaiian Electric Industries Inc	Barclays Bank	5,405
(11,609)	Hawaiian Electric Industries Inc	Goldman Sachs	21,476
(6,333)	Hawaiian Electric Industries Inc	HSBC	8,803
(22,479)	Hawaiian Electric Industries Inc	Morgan Stanley	28,548
7,636	Hawaiian Holdings Inc	Barclays Bank	(19,701)
32,980	Hawaiian Holdings Inc	Goldman Sachs	(99,737)
27,256	Hawaiian Holdings Inc	HSBC	(93,075)

保有高	銘柄	取引相手	未実現純評価益 /(損) (米ドル)
	米国(続き)		
2,286	Hawaiian Holdings Inc	Morgan Stanley	(5,898)
36,701	Hawkins Inc	Barclays Bank	(90,284)
448	Hawkins Inc	Goldman Sachs	(1,366)
(1,567)	Hawthorn Bancshares Inc	Bank of America Merrill Lynch	2,617
(509)	Hawthorn Bancshares Inc	Barclays Bank	249
(378)	Hawthorn Bancshares Inc	Goldman Sachs	631
(3,979)	Hawthorn Bancshares Inc	Morgan Stanley	1,950
(14,091)	Haynes International Inc	Goldman Sachs	31,457
(15,567)	Haynes International Inc	HSBC	64,759
(10,723)	Hayward Holdings Inc	Barclays Bank	13,833
(35,271)	Hayward Holdings Inc	Goldman Sachs	40,209
(40,356)	Hayward Holdings Inc	HSBC	7,264
(6,254)	Hayward Holdings Inc	Morgan Stanley	8,068
59,152	HB Fuller Co	Barclays Bank	(130,800)
18,510	HB Fuller Co	Goldman Sachs	(79,578)
2,547	HB Fuller Co	HSBC	(6,402)
36,794	HBT Financial Inc	Barclays Bank	(29,435)
25,792	HBT Financial Inc	Goldman Sachs	(5,158)
13,473	HBT Financial Inc	HSBC	(12,395)
58,872	HBT Financial Inc	Morgan Stanley	(47,098)
347	HCA Healthcare Inc	Bank of America Merrill Lynch	(991)
(9,576)	HCA Healthcare Inc	Barclays Bank	119,125
(4,011)	HCA Healthcare Inc	Goldman Sachs	58,440
(3,662)	HCA Healthcare Inc	HSBC	71,922
(2,947)	HCA Healthcare Inc	Morgan Stanley	36,661
1,285	HCI Group Inc	Goldman Sachs	(19,288)
(14,005)	Health Catalyst Inc	Barclays Bank	26,469
(5,602)	Health Catalyst Inc	Goldman Sachs	33,388
(3,028)	Health Catalyst Inc	HSBC	25,254
(733)	Health Catalyst Inc	Morgan Stanley	1,385
(10,605)	Healthcare Realty Trust Inc (REIT)	Barclays Bank	13,111
116,046	Healthcare Realty Trust Inc (REIT)	Barclays Bank	(116,046)
10,665	Healthcare Realty Trust Inc (REIT)	Goldman Sachs	(9,705)
(6,566)	Healthcare Realty Trust Inc (REIT)	HSBC	2,612
(16,578)	Healthcare Services Group Inc	Barclays Bank	17,573
(45,662)	Healthcare Services Group Inc	Goldman Sachs	80,822
(29,104)	Healthcare Services Group Inc	HSBC	50,641
(16,037)	Healthcare Services Group Inc	Morgan Stanley	16,999
(174,157)	Healthcare Trust of America Inc 'A' (REIT)	Barclays Bank	59,214
(70,590)	Healthcare Trust of America Inc 'A' (REIT)	Goldman Sachs	44,472
(98,649)	Healthcare Trust of America Inc 'A' (REIT)	HSBC	(50,427)
487	HealthEquity Inc	Bank of America Merrill Lynch	(5,118)
1,044	HealthEquity Inc	Barclays Bank	(4,103)

保有高	銘柄	取引相手	未実現純評価益 /(損) (米ドル)
	米国(続き)		
18,578	HealthEquity Inc	Goldman Sachs	(123,617)
1,633	HealthEquity Inc	HSBC	(14,014)
2,732	HealthEquity Inc	Morgan Stanley	(10,737)
23,202	Healthpeak Properties Inc (REIT)	Barclays Bank	928
36,716	Healthpeak Properties Inc (REIT)	Goldman Sachs	(8,812)
6,275	Healthpeak Properties Inc (REIT)	HSBC	(502)
83,984	Healthpeak Properties Inc (REIT)	Morgan Stanley	3,359
9,038	HealthStream Inc	Barclays Bank	(13,015)
2,012	HealthStream Inc	Goldman Sachs	(3,419)
3,017	HealthStream Inc	HSBC	(5,309)
4,684	HealthStream Inc	Morgan Stanley	(6,558)
(74,485)	Heartland Express Inc	Barclays Bank	49,905
(24,425)	Heartland Express Inc	Goldman Sachs	8,305
(4,149)	Heartland Express Inc	HSBC	(207)
52,779	Heartland Financial USA Inc	Barclays Bank	(187,893)
51,661	Heartland Financial USA Inc	Goldman Sachs	(222,659)
27,599	Heartland Financial USA Inc	HSBC	(140,203)
19,741	Heartland Financial USA Inc	Morgan Stanley	(70,278)
25,200	Hecla Mining Co	Barclays Bank	(4,284)
(14,178)	Hecla Mining Co	Barclays Bank	2,410
42,134	Hecla Mining Co	Goldman Sachs	(23,174)
40,887	Hecla Mining Co	HSBC	(12,266)
(12,127)	Hecla Mining Co	Morgan Stanley	2,062
1,247	HEICO Corp	Bank of America Merrill Lynch	(8,079)
6,644	HEICO Corp	Barclays Bank	(36,542)
2,145	HEICO Corp	Goldman Sachs	3,689
3,300	HEICO Corp	HSBC	(23,062)
13,374	HEICO Corp	Morgan Stanley	(73,574)
1,494	HEICO Corp 'A'	Bank of America Merrill Lynch	(14,596)
11,020	HEICO Corp 'A'	Barclays Bank	(99,070)
8,428	HEICO Corp 'A'	Goldman Sachs	(82,342)
6,683	HEICO Corp 'A'	HSBC	(55,669)
6,860	HEICO Corp 'A'	Morgan Stanley	(61,671)
4,198	Heidrick & Struggles International Inc	Barclays Bank	(12,678)
6,728	Heidrick & Struggles International Inc	Goldman Sachs	(34,515)
1,586	Heidrick & Struggles International Inc	HSBC	(9,326)
21,597	Heidrick & Struggles International Inc	Morgan Stanley	(65,223)
7,044	Helbiz Inc	Barclays Bank	(4,579)
7,198	Helbiz Inc	Goldman Sachs	(22,151)
7,799	Helbiz Inc	HSBC	(13,898)
7,317	Helbiz Inc	Morgan Stanley	(4,756)
(1,007)	Helen of Troy Ltd	Barclays Bank	6,062
(944)	Helen of Troy Ltd	Goldman Sachs	1,548
(1,576)	Helen of Troy Ltd	HSBC	56
(13,154)	Helios Technologies Inc	Barclays Bank	87,737

保有高	銘柄	取引相手	未実現純評価益 /(損) (米ドル)
	米国(続き)		
(12,086)	Helios Technologies Inc	Morgan Stanley	80,614
30,039	Helix Energy Solutions Group Inc	Goldman Sachs	(17,723)
7,846	Helix Energy Solutions Group Inc	Morgan Stanley	(1,255)
8,030	Helmerich & Payne Inc	Barclays Bank	(16,140)
3,405	Helmerich & Payne Inc	Goldman Sachs	(33,471)
15,314	Hemisphere Media Group Inc	Bank of America Merrill Lynch	(52,986)
10,627	Hemisphere Media Group Inc	Barclays Bank	(12,752)
38,170	Hemisphere Media Group Inc	Goldman Sachs	(132,068)
48,086	Hemisphere Media Group Inc	Morgan Stanley	(57,703)
14,541	Hennessy Advisors Inc	Bank of America Merrill Lynch	2,472
757	Hennessy Advisors Inc	Morgan Stanley	(227)
(1,164)	Henry Schein Inc	Barclays Bank	4,214
2,478	Herbalife Nutrition Ltd	Bank of America Merrill Lynch	(10,575)
43,032	Herbalife Nutrition Ltd	Barclays Bank	(84,168)
10,191	Herbalife Nutrition Ltd	Goldman Sachs	(31,065)
9,548	Herbalife Nutrition Ltd	Morgan Stanley	(16,928)
(7,067)	Herc Holdings Inc	Barclays Bank	69,257
(1,754)	Herc Holdings Inc	Goldman Sachs	21,645
(16,504)	Heritage Commerce Corp	Barclays Bank	14,854
(26,051)	Heritage Commerce Corp	Goldman Sachs	31,782
54,440	Heritage Insurance Holdings Inc	Barclays Bank	19,054
60,041	Heritage Insurance Holdings Inc	Goldman Sachs	24,617
16,145	Heritage Insurance Holdings Inc	HSBC	4,521
39,891	Heritage Insurance Holdings Inc	Morgan Stanley	13,962
(7,270)	Heritage-Crystal Clean Inc	Bank of America Merrill Lynch	10,033
(11,087)	Heritage-Crystal Clean Inc	Barclays Bank	13,083
(27,378)	Heritage-Crystal Clean Inc	Goldman Sachs	37,782
(5,462)	Heritage-Crystal Clean Inc	HSBC	12,180
(12,661)	Heritage-Crystal Clean Inc	Morgan Stanley	14,940
29,724	Heron Therapeutics Inc	Barclays Bank	(15,754)
3,283	Hersha Hospitality Trust (REIT)	Barclays Bank	(4,202)
30,307	Hersha Hospitality Trust (REIT)	Goldman Sachs	(69,706)
8,066	Hersha Hospitality Trust (REIT)	HSBC	(19,036)
2,442	Hersha Hospitality Trust (REIT)	Morgan Stanley	(3,126)
(12,571)	Hershey Co	Bank of America Merrill Lynch	4,618
18,274	Hershey Co	Goldman Sachs	(183)
(5,645)	Hershey Co	Goldman Sachs	8,881
4,929	Hershey Co	HSBC	13,407
(2,640)	Hershey Co	HSBC	(3,446)
1,747	Hershey Co	Morgan Stanley	(6,446)
(549)	Hershey Co	Morgan Stanley	380
519	Heska Corp	Morgan Stanley	(5,341)
14,357	Hess Corp	Barclays Bank	(29,910)
1,977	Hess Corp	Goldman Sachs	(9,483)
2,112	Hess Corp	HSBC	(21,130)

保有高	銘柄	取引相手	未実現純評価益 /(損) (米ドル)
	米国(続き)		
638	Hess Corp	Morgan Stanley	(1,423)
145,624	Hewlett Packard Enterprise Co	Bank of America Merrill Lynch	(27,668)
482,556	Hewlett Packard Enterprise Co	Barclays Bank	(125,465)
204,555	Hewlett Packard Enterprise Co	Goldman Sachs	(38,865)
56,129	Hewlett Packard Enterprise Co	HSBC	(52,200)
128,945	Hewlett Packard Enterprise Co	Morgan Stanley	(33,526)
3,295	Hexcel Corp	Bank of America Merrill Lynch	(36,937)
7,433	Hexcel Corp	Barclays Bank	(50,470)
7,618	Hexcel Corp	Goldman Sachs	(85,398)
5,903	Hexcel Corp	HSBC	(56,964)
692	Hexcel Corp	Morgan Stanley	(1,580)
(38,020)	HF Foods Group Inc	Barclays Bank	36,879
(12,848)	HF Foods Group Inc	Morgan Stanley	12,463
(1,661)	Hibbett Inc	Barclays Bank	30,728
(2,286)	Hibbett Inc	Goldman Sachs	31,387
(1,493)	Hibbett Inc	HSBC	14,975
46,881	Highwoods Properties Inc (REIT)	Barclays Bank	(124,703)
14,329	Highwoods Properties Inc (REIT)	Goldman Sachs	(58,892)
5,568	Highwoods Properties Inc (REIT)	HSBC	(20,323)
1,711	Highwoods Properties Inc (REIT)	Morgan Stanley	(4,551)
(145,151)	Hill International Inc	Bank of America Merrill Lynch	18,870
(41,500)	Hill International Inc	Morgan Stanley	2,075
2,498	Hillenbrand Inc	Goldman Sachs	(8,793)
(63,422)	Hilltop Holdings Inc	Barclays Bank	153,481
(14,722)	Hilltop Holdings Inc	Goldman Sachs	37,541
(14,655)	Hilltop Holdings Inc	HSBC	54,370
(4,891)	Hilltop Holdings Inc	Morgan Stanley	11,836
(4,479)	Hilton Grand Vacations Inc	Barclays Bank	20,872
6,629	Hilton Grand Vacations Inc	Barclays Bank	(30,891)
8,386	Hilton Grand Vacations Inc	Goldman Sachs	(32,649)
(8,898)	Hilton Grand Vacations Inc	Goldman Sachs	36,126
8,965	Hilton Grand Vacations Inc	HSBC	(50,109)
2,814	Hilton Grand Vacations Inc	Morgan Stanley	(13,337)
(28,590)	Hilton Worldwide Holdings Inc	Barclays Bank	222,716
(32,550)	Hilton Worldwide Holdings Inc	Goldman Sachs	222,316
(636)	Hilton Worldwide Holdings Inc	HSBC	7,750
(1,519)	Hilton Worldwide Holdings Inc	Morgan Stanley	11,833
(79)	Hingham Institution For Savings The	Barclays Bank	(168)
(66)	Hingham Institution For Savings The	Goldman Sachs	(362)
(336)	Hingham Institution For Savings The	HSBC	(6,169)
(1,798)	HireQuest Inc	Bank of America Merrill Lynch	4,630
(1,550)	HireQuest Inc	Barclays Bank	1,511
(1,523)	HireQuest Inc	Morgan Stanley	1,485
3	Histogen Inc	Bank of America Merrill Lynch	-
16,302	HNI Corp	Barclays Bank	(33,419)

保有高	銘柄	取引相手	未実現純評価益 /(損) (米ドル)
	米国(続き)		
5,599	HNI Corp	Goldman Sachs	(6,103)
48,916	Holley Inc	Barclays Bank	(50,383)
22,199	Holley Inc	Goldman Sachs	(29,525)
1,943	Holley Inc	HSBC	155
1,885	Holley Inc	Morgan Stanley	(1,942)
2,323	HollyFrontier Corp	Bank of America Merrill Lynch	(6,319)
13,342	HollyFrontier Corp	Barclays Bank	(401)
11,086	HollyFrontier Corp	Goldman Sachs	(28,265)
9,188	HollyFrontier Corp	HSBC	(15,252)
1,493	HollyFrontier Corp	Morgan Stanley	(45)
2,487	Hologic Inc	Bank of America Merrill Lynch	7,187
3,339	Hologic Inc	Barclays Bank	8,514
2,731	Hologic Inc	HSBC	13,682
22,518	Hologic Inc	Morgan Stanley	57,421
(5,306)	Home Bancorp Inc	Goldman Sachs	10,081
(3,588)	Home Bancorp Inc	HSBC	10,620
(3,600)	Home Bancorp Inc	Morgan Stanley	7,920
(59,662)	Home BancShares Inc	Barclays Bank	99,177
(116,020)	Home BancShares Inc	Goldman Sachs	248,822
(33,545)	Home BancShares Inc	HSBC	75,284
(3,242)	Home Depot Inc	Barclays Bank	14,849
(7,396)	Home Depot Inc	Goldman Sachs	(236,756)
(5,192)	Home Depot Inc	HSBC	(184,939)
35,785	HomeTrust Bancshares Inc	Barclays Bank	(79,085)
17,032	HomeTrust Bancshares Inc	Goldman Sachs	(34,916)
11,291	HomeTrust Bancshares Inc	HSBC	(23,147)
6,333	HomeTrust Bancshares Inc	Morgan Stanley	(13,996)
4,970	Homology Medicines Inc	Bank of America Merrill Lynch	(1,292)
48,941	Homology Medicines Inc	Barclays Bank	5,841
19,213	Homology Medicines Inc	Goldman Sachs	(4,104)
11,427	Homology Medicines Inc	HSBC	(8,562)
6,215	Homology Medicines Inc	Morgan Stanley	746
32,190	Honest Co Inc	Barclays Bank	(3,066)
16,223	Honeywell International Inc	Barclays Bank	(216,415)
(2,891)	Hooker Furnishings Corp	Barclays Bank	9,945
(1,989)	Hooker Furnishings Corp	Goldman Sachs	6,484
(992)	Hooker Furnishings Corp	Morgan Stanley	3,412
8,524	Hookipa Pharma Inc	Barclays Bank	(1,747)
18,651	Hookipa Pharma Inc	Goldman Sachs	(12,216)
4,119	Hookipa Pharma Inc	HSBC	(7,229)
(138,438)	Hope Bancorp Inc	Barclays Bank	163,357
(164,563)	Hope Bancorp Inc	Goldman Sachs	207,349
(103,692)	Hope Bancorp Inc	HSBC	95,397
(104,908)	Hope Bancorp Inc	Morgan Stanley	123,791
(13,701)	Horace Mann Educators Corp	Barclays Bank	36,445

保有高	銘柄	取引相手	未実現純評価益 /(損) (米ドル)
	米国(続き)		
(12,363)	Horace Mann Educators Corp	Goldman Sachs	53,779
(51,117)	Horizon Bancorp Inc	Morgan Stanley	55,718
(22,537)	Horizon Global Corp	Bank of America Merrill Lynch	5,860
(279)	Horizon Therapeutics Plc	Bank of America Merrill Lynch	1,836
(5,968)	Horizon Therapeutics Plc	Barclays Bank	16,173
(6,546)	Horizon Therapeutics Plc	Goldman Sachs	41,168
(869)	Horizon Therapeutics Plc	HSBC	4,393
(9,592)	Horizon Therapeutics Plc	Morgan Stanley	25,994
(5,348)	Hormel Foods Corp	Bank of America Merrill Lynch	6,525
4,890	Hormel Foods Corp	Bank of America Merrill Lynch	(3,942)
(24,371)	Hormel Foods Corp	Barclays Bank	19,741
47,162	Hormel Foods Corp	Barclays Bank	(37,580)
(26,201)	Hormel Foods Corp	Goldman Sachs	31,965
20,863	Hormel Foods Corp	Goldman Sachs	(25,453)
38,056	Hormel Foods Corp	HSBC	(31,515)
(7,696)	Hospitality Properties Trust	Bank of America Merrill Lynch	17,085
(121,865)	Hospitality Properties Trust	Barclays Bank	152,563
(56,229)	Hospitality Properties Trust	Goldman Sachs	122,882
(36,667)	Hospitality Properties Trust	HSBC	100,345
(51,369)	Hospitality Properties Trust	Morgan Stanley	64,211
(35,626)	Host Hotels & Resorts Inc (REIT)	Barclays Bank	43,820
(139,756)	Host Hotels & Resorts Inc (REIT)	Goldman Sachs	289,295
(38,638)	Host Hotels & Resorts Inc (REIT)	HSBC	97,754
41,624	Hostess Brands Inc	Barclays Bank	(30,802)
75,608	Hostess Brands Inc	HSBC	(96,778)
70,019	Hostess Brands Inc	Morgan Stanley	(51,814)
7,365	Houghton Mifflin Harcourt Co	Barclays Bank	(6,555)
5,539	Houghton Mifflin Harcourt Co	Goldman Sachs	(3,767)
4,354	Houghton Mifflin Harcourt Co	HSBC	(4,902)
1,260	Houghton Mifflin Harcourt Co	Morgan Stanley	(1,121)
279	Houlihan Lokey Inc	Bank of America Merrill Lynch	(1,455)
447	Houlihan Lokey Inc	Barclays Bank	(2,568)
(4,382)	Houlihan Lokey Inc	Goldman Sachs	24,145
12,865	Houlihan Lokey Inc	Goldman Sachs	(70,886)
(2,902)	Houlihan Lokey Inc	HSBC	17,122
(1,732)	Houlihan Lokey Inc	Morgan Stanley	7,863
516	Houlihan Lokey Inc	Morgan Stanley	(2,343)
(1,501)	Hovnanian Enterprises Inc 'A'	Barclays Bank	(4,908)
(29,784)	Howard Bancorp Inc	Bank of America Merrill Lynch	40,804
(8,694)	Howard Hughes Corp	Bank of America Merrill Lynch	66,161
(8,882)	Howard Hughes Corp	Barclays Bank	54,269
(2,098)	Howard Hughes Corp	Goldman Sachs	13,098
(6,014)	Howard Hughes Corp	HSBC	46,210
(1,290)	Howard Hughes Corp	Morgan Stanley	7,882
(10,946)	Howmet Aerospace Inc	Bank of America Merrill Lynch	49,143

保有高	銘柄	取引相手	未実現純評価益 /(損) (米ドル)
	米国(続き)		
(128,592)	Howmet Aerospace Inc	Barclays Bank	254,612
(101,445)	Howmet Aerospace Inc	Goldman Sachs	422,749
(80,601)	Howmet Aerospace Inc	HSBC	330,027
(51,966)	Howmet Aerospace Inc	Morgan Stanley	102,893
(9,165)	HP Inc	Barclays Bank	(35,102)
(2,468)	HP Inc	Goldman Sachs	(10,884)
1,032	Hub Group Inc 'A'	Bank of America Merrill Lynch	(5,826)
8,300	Hub Group Inc 'A'	Barclays Bank	(43,617)
2,568	Hub Group Inc 'A'	Goldman Sachs	(14,496)
15,405	Hub Group Inc 'A'	HSBC	(57,692)
46,934	Hub Group Inc 'A'	Morgan Stanley	(246,638)
1,567	Hubbell Inc	Barclays Bank	(13,852)
1,682	Hubbell Inc	Goldman Sachs	(14,482)
(3,402)	Hubbell Inc	Goldman Sachs	29,291
(869)	Hubbell Inc	HSBC	7,169
(8,812)	Hubbell Inc	Morgan Stanley	77,898
1,794	HubSpot Inc	Barclays Bank	128,522
1,047	HubSpot Inc	Goldman Sachs	24,050
1,421	HubSpot Inc	HSBC	56,399
5	HubSpot Inc	Morgan Stanley	358
6,012	Hudson Pacific Properties Inc (REIT)	Bank of America Merrill Lynch	(19,179)
37,234	Hudson Pacific Properties Inc (REIT)	Barclays Bank	(92,340)
48,240	Hudson Pacific Properties Inc (REIT)	Goldman Sachs	(153,885)
21,198	Hudson Pacific Properties Inc (REIT)	HSBC	(49,180)
9,008	Hudson Pacific Properties Inc (REIT)	Morgan Stanley	(22,340)
7,380	Humacyte Inc	Barclays Bank	(1,476)
2,396	Humacyte Inc	Goldman Sachs	(671)
2,769	Humacyte Inc	Morgan Stanley	(554)
(2,582)	Humana Inc	Goldman Sachs	44,333
(2,918)	Humana Inc	HSBC	88,724
(1,537)	Humana Inc	Morgan Stanley	17,476
(3,195)	Humanigen Inc	Bank of America Merrill Lynch	2,013
(7,643)	Humanigen Inc	Barclays Bank	(1,452)
(3,714)	Humanigen Inc	Goldman Sachs	2,340
135,807	Huntington Bancshares Inc	Barclays Bank	(146,141)
34,579	Huntington Bancshares Inc	Goldman Sachs	(46,004)
75,121	Huntington Bancshares Inc	HSBC	(60,010)
66,501	Huntington Bancshares Inc	Morgan Stanley	(68,016)
2,244	Huntington Ingalls Industries Inc	Goldman Sachs	(25,312)
633	Huntington Ingalls Industries Inc	HSBC	(9,495)
(46,677)	Huntsman Corp	Barclays Bank	34,074
(131,131)	Huntsman Corp	Goldman Sachs	146,867
5,498	Hurco Cos Inc	Bank of America Merrill Lynch	(13,800)
5,577	Hurco Cos Inc	Barclays Bank	(3,012)
6,095	Hurco Cos Inc	Goldman Sachs	(15,298)

保有高	銘柄	取引相手	未実現純評価益 /(損) (米ドル)
	米国(続き)		
4,059	Hurco Cos Inc	HSBC	(10,350)
8,633	Hurco Cos Inc	Morgan Stanley	(4,662)
13,539	Huron Consulting Group Inc	Barclays Bank	(69,590)
7,319	Huron Consulting Group Inc	Morgan Stanley	(37,620)
(55,301)	Huttig Building Products Inc	Morgan Stanley	(13,825)
3,386	Hyatt Hotels Corp 'A'	Bank of America Merrill Lynch	(19,334)
7,129	Hyatt Hotels Corp 'A'	Barclays Bank	(39,780)
18,195	Hyatt Hotels Corp 'A'	Goldman Sachs	(103,912)
29,588	Hyatt Hotels Corp 'A'	HSBC	(339,825)
6,227	Hyatt Hotels Corp 'A'	Morgan Stanley	(34,747)
1,884	Hydrofarm Holdings Group Inc	Barclays Bank	(3,639)
2,603	Hydrofarm Holdings Group Inc	Goldman Sachs	(13,423)
3,704	Hydrofarm Holdings Group Inc	Morgan Stanley	(8,333)
13,837	Hyllion Holdings Corp	Barclays Bank	(1,730)
19,115	Hyllion Holdings Corp	Goldman Sachs	(16,152)
29,456	Hyllion Holdings Corp	HSBC	(69,074)
17,246	Hyllion Holdings Corp	Morgan Stanley	(2,156)
(23,510)	HyreCar Inc	Bank of America Merrill Lynch	33,032
(13,291)	HyreCar Inc	Barclays Bank	4,054
1,345	Hyster-Yale Materials Handling Inc	Barclays Bank	(3,053)
4,453	Hyster-Yale Materials Handling Inc	Goldman Sachs	(23,245)
(11,127)	I3 Verticals Inc 'A'	Barclays Bank	15,578
(5,486)	I3 Verticals Inc 'A'	Goldman Sachs	19,859
(4,351)	I3 Verticals Inc 'A'	Morgan Stanley	6,091
28,275	IAA Inc	Barclays Bank	(12,158)
36,782	IAA Inc	Goldman Sachs	(172,508)
(19,115)	IAC Holdings Inc	Barclays Bank	(61,742)
(13,903)	IAC Holdings Inc	Goldman Sachs	7,925
(10,394)	IAC Holdings Inc	HSBC	111,008
(13,574)	IAC Holdings Inc	Morgan Stanley	(43,844)
1,280	IBEX Holdings Ltd	Bank of America Merrill Lynch	(4,442)
3,706	IBEX Holdings Ltd	Barclays Bank	(10,933)
6,222	IBEX Holdings Ltd	Goldman Sachs	(21,590)
488	IBEX Holdings Ltd	Morgan Stanley	(1,440)
(82,022)	iBio Inc	Barclays Bank	(10,105)
(14,103)	iBio Inc	Goldman Sachs	(186)
(6,042)	iCAD Inc	Goldman Sachs	5,982
(9,977)	iCAD Inc	HSBC	32,525
(1,315)	iCAD Inc	Morgan Stanley	723
2,539	ICF International Inc	Barclays Bank	(18,382)
2,473	ICF International Inc	Goldman Sachs	(14,195)
310	ICF International Inc	HSBC	(1,848)
426	ICF International Inc	Morgan Stanley	(3,084)
1,062	Ichor Holdings Ltd	Bank of America Merrill Lynch	903
7,656	Ichor Holdings Ltd	Barclays Bank	(1,684)

保有高	銘柄	取引相手	未実現純評価益 /(損) (米ドル)
	米国(続き)		
18,012	Ichor Holdings Ltd	Goldman Sachs	15,310
(690)	ICU Medical Inc	Bank of America Merrill Lynch	12,963
(1,887)	ICU Medical Inc	Barclays Bank	31,828
(2,743)	ICU Medical Inc	Goldman Sachs	45,006
(1,678)	ICU Medical Inc	HSBC	31,828
(1,139)	ICU Medical Inc	Morgan Stanley	17,629
3,625	IDACORP Inc	Barclays Bank	(5,616)
8,277	IDACORP Inc	HSBC	17,650
1,135	IDACORP Inc	Morgan Stanley	(3,201)
(64,378)	Ideanomics Inc	Barclays Bank	8,369
(5,863)	Ideanomics Inc	Goldman Sachs	2,287
(25,227)	Ideanomics Inc	Morgan Stanley	3,280
(2,674)	Ideaya Biosciences Inc	Barclays Bank	8,503
(4,872)	Ideaya Biosciences Inc	Goldman Sachs	10,426
(46)	Ideaya Biosciences Inc	Morgan Stanley	146
(12,958)	Identiv Inc	Bank of America Merrill Lynch	22,547
(20,311)	Identiv Inc	Barclays Bank	5,890
(17,725)	Identiv Inc	Goldman Sachs	30,841
(20,786)	Idera Pharmaceuticals Inc	Bank of America Merrill Lynch	3,224
(35,875)	Idera Pharmaceuticals Inc	Barclays Bank	(1,030)
(10,944)	IDEX Corp	Bank of America Merrill Lynch	23,101
(17,576)	IDEX Corp	Barclays Bank	48,334
(16,029)	IDEX Corp	Goldman Sachs	34,435
(4,609)	IDEX Corp	HSBC	11,808
(10,556)	IDEX Corp	Morgan Stanley	29,029
3,303	IDEXX Laboratories Inc	Bank of America Merrill Lynch	41,453
(164)	IDEXX Laboratories Inc	Bank of America Merrill Lynch	(2,058)
6,231	IDEXX Laboratories Inc	Barclays Bank	(19,752)
(108)	IDEXX Laboratories Inc	Barclays Bank	342
2,271	IDEXX Laboratories Inc	Goldman Sachs	28,501
3,573	IDEXX Laboratories Inc	HSBC	(9,647)
2,110	IDEXX Laboratories Inc	Morgan Stanley	(6,689)
5,900	IDT Corp 'B'	Morgan Stanley	(39,943)
(3,257)	IES Holdings Inc	Bank of America Merrill Lynch	11,530
(2,286)	IES Holdings Inc	Barclays Bank	6,729
(1,559)	IES Holdings Inc	Goldman Sachs	5,519
(1,031)	IES Holdings Inc	HSBC	3,267
(5,974)	IES Holdings Inc	Morgan Stanley	18,579
(1,542)	IGM Biosciences Inc	Barclays Bank	4,271
(870)	IGM Biosciences Inc	Morgan Stanley	2,410
(4,018)	iHeartMedia Inc 'A'	Bank of America Merrill Lynch	12,014
(20,160)	iHeartMedia Inc 'A'	Barclays Bank	56,650
(5,008)	iHeartMedia Inc 'A'	Morgan Stanley	14,072
318	IHS Markit Ltd	Morgan Stanley	636
2,249	II-VI Inc	Barclays Bank	(2,834)

保有高	銘柄	取引相手	未実現純評価益 /(損) (米ドル)
	米国(続き)		
(5,735)	II-VI Inc	Barclays Bank	7,226
(2,359)	II-VI Inc	Goldman Sachs	4,774
7,986	II-VI Inc	HSBC	(3,833)
(4,107)	II-VI Inc	Morgan Stanley	5,175
1,612	Ikena Oncology Inc	Barclays Bank	403
2,368	Ikena Oncology Inc	Morgan Stanley	592
10,295	Illinois Tool Works Inc	Barclays Bank	(68,770)
17,291	Illinois Tool Works Inc	Goldman Sachs	(75,965)
37,885	Illinois Tool Works Inc	HSBC	56,120
4,351	Illinois Tool Works Inc	Morgan Stanley	(29,065)
504	Illumina Inc	Barclays Bank	(1,945)
1,140	Illumina Inc	Goldman Sachs	(6,405)
942	Illumina Inc	HSBC	(23,682)
98	Illumina Inc	Morgan Stanley	(378)
2,502	Imago Biosciences Inc	Barclays Bank	(1,501)
775	Imago Biosciences Inc	Goldman Sachs	519
2,884	Imago Biosciences Inc	HSBC	(4,730)
1,445	Imago Biosciences Inc	Morgan Stanley	(867)
(7,909)	IMAX Corp	Barclays Bank	14,646
(21,458)	IMAX Corp	Goldman Sachs	69,677
67,137	Immersion Corp	Barclays Bank	28,198
39,970	Immersion Corp	Goldman Sachs	(27,579)
7,577	Immersion Corp	HSBC	(8,107)
1,841	Immersion Corp	Morgan Stanley	773
4,143	Immuneering Corp 'A'	Barclays Bank	8,535
2,351	Immuneering Corp 'A'	Goldman Sachs	(6,935)
628	Immuneering Corp 'A'	HSBC	(4,057)
2,449	Immuneering Corp 'A'	Morgan Stanley	5,045
(8,803)	Immunic Inc	Bank of America Merrill Lynch	8,451
(1,232)	Immunic Inc	Barclays Bank	776
(4,227)	Immunic Inc	Goldman Sachs	4,058
(4,631)	ImmunoGen Inc	Goldman Sachs	(2,084)
(34,988)	ImmunoGen Inc	HSBC	3,849
(13,956)	ImmunoGen Inc	Morgan Stanley	(14,933)
(7,404)	Immunovant Inc	Barclays Bank	1,999
(2,660)	Immunovant Inc	Goldman Sachs	1,357
(2,123)	Immunovant Inc	Morgan Stanley	573
2,727	Impel Neuropharma Inc	Goldman Sachs	(4,227)
4,812	Impel Neuropharma Inc	Morgan Stanley	(192)
1,280	Impinj Inc	Barclays Bank	(194)
1,384	Impinj Inc	HSBC	(1,596)
376	Impinj Inc	Morgan Stanley	(271)
(636)	Inari Medical Inc	Bank of America Merrill Lynch	2,569
(14,210)	Inari Medical Inc	Barclays Bank	10,830
(12,136)	Inari Medical Inc	Goldman Sachs	43,662

保有高	銘柄	取引相手	未実現純評価益 /(損) (米ドル)
	米国(続き)		
(2,256)	Inari Medical Inc	HSBC	3,068
100	Incyte Corp	Bank of America Merrill Lynch	417
7,059	Incyte Corp	Barclays Bank	42,495
11,965	Incyte Corp	Goldman Sachs	52,984
4,693	Incyte Corp	HSBC	19,460
5,848	Incyte Corp	Morgan Stanley	35,052
(14,508)	Independence Holding Co	Bank of America Merrill Lynch	1,016
(652)	Independence Holding Co	Barclays Bank	7
(15,283)	Independence Holding Co	Morgan Stanley	153
(21,916)	Independence Realty Trust Inc (REIT)	Goldman Sachs	18,409
(22,982)	Independence Realty Trust Inc (REIT)	Morgan Stanley	4,137
104,882	Independent Bank Corp	Bank of America Merrill Lynch	(151,030)
(20,544)	Independent Bank Corp	Barclays Bank	146,068
79,539	Independent Bank Corp	Barclays Bank	(101,015)
45,227	Independent Bank Corp	Goldman Sachs	(65,127)
55,869	Independent Bank Corp	Morgan Stanley	(70,954)
(20,284)	Independent Bank Group Inc	Goldman Sachs	95,756
(11,552)	Independent Bank Group Inc	HSBC	39,371
(5,830)	Indus Realty Trust Inc (REIT)	Bank of America Merrill Lynch	(4,956)
(10,286)	Indus Realty Trust Inc (REIT)	Goldman Sachs	(8,743)
(1,052)	Indus Realty Trust Inc (REIT)	HSBC	(1,441)
(1,673)	Indus Realty Trust Inc (REIT)	Morgan Stanley	1,255
(17,425)	Industrial Logistics Properties Trust (REIT)	Barclays Bank	10,849
(36,377)	Industrial Logistics Properties Trust (REIT)	Goldman Sachs	90,468
(5,030)	Industrial Logistics Properties Trust (REIT)	HSBC	9,297
14,817	Infinera Corp	Barclays Bank	(6,668)
41,408	Infinera Corp	Goldman Sachs	(16,563)
37,633	Infinera Corp	HSBC	(31,988)
3,339	Infinera Corp	Morgan Stanley	(1,503)
4,251	Infinity Pharmaceuticals Inc	Bank of America Merrill Lynch	(1,424)
14,720	Infinity Pharmaceuticals Inc	Barclays Bank	(1,840)
11,972	Infinity Pharmaceuticals Inc	Goldman Sachs	(4,011)
26,123	Infinity Pharmaceuticals Inc	HSBC	(13,192)
15,358	Information Services Group Inc	Barclays Bank	(16,433)
21,641	Information Services Group Inc	Morgan Stanley	(23,156)
5,223	Infrastructure and Energy Alternatives Inc	Goldman Sachs	(12,326)
5,215	Infrastructure and Energy Alternatives Inc	HSBC	(12,985)
3,194	Infrastructure and Energy Alternatives Inc	Morgan Stanley	(3,897)
(8,616)	InfuSystem Holdings Inc	Barclays Bank	3,791
(22,828)	InfuSystem Holdings Inc	Goldman Sachs	13,697
(4,079)	InfuSystem Holdings Inc	HSBC	(4,038)
(642)	Ingersoll Rand Inc	Bank of America Merrill Lynch	(578)
(20,712)	Ingersoll Rand Inc	Barclays Bank	239

保有高	銘柄	取引相手	未実現純評価益 /(損) (米ドル)
	米国(続き)		
(12,030)	Ingersoll Rand Inc	Goldman Sachs	(3,654)
(20,510)	Ingersoll Rand Inc	HSBC	(18,536)
(3,632)	Ingersoll Rand Inc	Morgan Stanley	(159)
(18,246)	Ingevity Corp	Barclays Bank	108,564
(9,193)	Ingevity Corp	Goldman Sachs	85,982
(2,383)	Ingevity Corp	HSBC	12,902
(10,450)	Ingles Markets Inc 'A'	Barclays Bank	31,454
(5,436)	Ingles Markets Inc 'A'	Goldman Sachs	10,926
(380)	Ingles Markets Inc 'A'	HSBC	1,175
4,167	Ingredion Inc	Bank of America Merrill Lynch	(12,834)
(1,671)	Ingredion Inc	Bank of America Merrill Lynch	(690)
5,111	Ingredion Inc	Barclays Bank	(4,140)
(3,362)	Ingredion Inc	Barclays Bank	3,840
17,420	Ingredion Inc	Goldman Sachs	(53,654)
(581)	Ingredion Inc	Goldman Sachs	(91)
3,252	Ingredion Inc	HSBC	(6,569)
(709)	Ingredion Inc	HSBC	1,022
6,661	Ingredion Inc	Morgan Stanley	(5,395)
(1,198)	Ingredion Inc	Morgan Stanley	2,034
(5,014)	Inhibrx Inc	Bank of America Merrill Lynch	18,903
(10,580)	Innodata Inc	Bank of America Merrill Lynch	16,399
(13,471)	Innodata Inc	Barclays Bank	6,197
(3,851)	Innodata Inc	Goldman Sachs	5,969
8,353	Innospec Inc	Bank of America Merrill Lynch	(84,365)
12,842	Innospec Inc	Barclays Bank	(85,913)
21,753	Innospec Inc	Goldman Sachs	(218,277)
10,591	Innospec Inc	HSBC	(129,210)
17,867	Innospec Inc	Morgan Stanley	(119,530)
(2,140)	Innovage Holding Corp	Bank of America Merrill Lynch	2,226
(2,836)	Innovage Holding Corp	Barclays Bank	822
(15,897)	Innovage Holding Corp	Goldman Sachs	16,533
(9,044)	Innovage Holding Corp	HSBC	(8,863)
(48,441)	INNOVATE Corp	Barclays Bank	17,923
(49,028)	Innoviva Inc	Barclays Bank	9,806
(27,225)	Innoviva Inc	Goldman Sachs	13,068
(8,449)	Innoviva Inc	HSBC	14,194
(6,543)	Inogen Inc	Barclays Bank	14,067
(4,841)	Inogen Inc	Goldman Sachs	16,169
(6,670)	Inotiv Inc	Barclays Bank	2,801
(17,393)	Inovio Pharmaceuticals Inc	HSBC	(8,523)
6,403	Inozyme Pharma Inc	Barclays Bank	(1,473)
5,796	Inozyme Pharma Inc	Goldman Sachs	(9,216)
7,461	Inozyme Pharma Inc	Morgan Stanley	(1,716)
(35,164)	Inseego Corp	Bank of America Merrill Lynch	7,033
(846)	Inseego Corp	Barclays Bank	127

保有高	銘柄	取引相手	未実現純評価益 /(損) (米ドル)
	米国(続き)		
(17,201)	Inseego Corp	HSBC	11,525
(5,045)	Inseego Corp	Morgan Stanley	757
6,099	Insight Enterprises Inc	Barclays Bank	(5,418)
(10,445)	Insmid Inc	HSBC	60,477
19,749	Insp erity Inc	Barclays Bank	(46,410)
5,116	Insp erity Inc	Goldman Sachs	(5,372)
5,798	Insp erity Inc	HSBC	(21,163)
2,496	Insp erity Inc	Morgan Stanley	(5,866)
(1,932)	Insp ire Medical Systems Inc	Bank of America Merrill Lynch	97,701
223	Insp ire Medical Systems Inc	Bank of America Merrill Lynch	(11,277)
(416)	Insp ire Medical Systems Inc	Barclays Bank	10,516
804	Insp ire Medical Systems Inc	Barclays Bank	(23,043)
(579)	Insp ire Medical Systems Inc	Goldman Sachs	29,280
1,237	Insp ire Medical Systems Inc	Goldman Sachs	(46,522)
373	Insp ire Medical Systems Inc	HSBC	(19,803)
(6,787)	Insp ired Entertainment Inc	Bank of America Merrill Lynch	15,949
(10,298)	Insp ired Entertainment Inc	Barclays Bank	5,355
(5,753)	Insp ired Entertainment Inc	Morgan Stanley	2,992
(2,389)	Installed Building Products Inc	Bank of America Merrill Lynch	3,607
(27,306)	Installed Building Products Inc	Barclays Bank	224,182
(4,127)	Installed Building Products Inc	Goldman Sachs	6,232
(3,082)	Installed Building Products Inc	HSBC	3,329
(2,758)	Installed Building Products Inc	Morgan Stanley	22,643
(11,502)	Insteel Industries Inc	Goldman Sachs	2,415
(10,820)	Insteel Industries Inc	HSBC	7,790
(4,368)	Insteel Industries Inc	Morgan Stanley	10,614
(13,543)	Instil Bio Inc	Barclays Bank	(31,961)
832	Instructure Holdings Inc	Barclays Bank	(1,048)
3,944	Instructure Holdings Inc	Goldman Sachs	(7,809)
1,858	Instructure Holdings Inc	Morgan Stanley	(2,341)
141	Insulet Corp	Bank of America Merrill Lynch	(2,728)
920	Insulet Corp	Barclays Bank	(1,803)
1,090	Insulet Corp	Goldman Sachs	(21,092)
318	Insulet Corp	HSBC	(5,279)
2,518	Insulet Corp	Morgan Stanley	(4,935)
719	Intapp Inc	Barclays Bank	230
1,000	Intapp Inc	Goldman Sachs	170
1,246	Intapp Inc	HSBC	(2,430)
753	Intapp Inc	Morgan Stanley	241
8,844	Integer Holdings Corp	Barclays Bank	(57,398)
16,433	Integer Holdings Corp	Goldman Sachs	(91,532)
2,457	Integer Holdings Corp	HSBC	(19,754)
745	Integer Holdings Corp	Morgan Stanley	(4,835)
(20,747)	Integra LifeSciences Holdings Corp	Barclays Bank	59,959
(12,859)	Integra LifeSciences Holdings Corp	Goldman Sachs	50,022

保有高	銘柄	取引相手	未実現純評価益 /(損) (米ドル)
	米国(続き)		
(13,762)	Integra LifeSciences Holdings Corp	HSBC	110,922
(6,709)	Integra LifeSciences Holdings Corp	Morgan Stanley	19,389
14,186	Integral Ad Science Holding LLC	Barclays Bank	(7,923)
1,609	Integral Ad Science Holding LLC	Goldman Sachs	(440)
7,209	Integral Ad Science Holding LLC	HSBC	(7,166)
6,727	Integral Ad Science Holding LLC	Morgan Stanley	(4,574)
22,208	Intel Corp	Bank of America Merrill Lynch	(10,882)
38,151	Intel Corp	Barclays Bank	-
34,446	Intel Corp	Goldman Sachs	(16,879)
13,114	Intel Corp	HSBC	(17,365)
38,614	Intel Corp	Morgan Stanley	-
(4,088)	Intellia Therapeutics Inc	Barclays Bank	32,557
(4,219)	Intellia Therapeutics Inc	Goldman Sachs	76,970
(2,170)	Intellia Therapeutics Inc	HSBC	44,073
(97)	Intellia Therapeutics Inc	Morgan Stanley	867
(8,246)	Intellicheck Inc	Bank of America Merrill Lynch	7,999
(56,390)	Intellicheck Inc	Barclays Bank	23,684
(2,872)	Intelligent Systems Corp	Bank of America Merrill Lynch	12,436
(7,994)	Intelligent Systems Corp	Barclays Bank	22,783
(2,898)	Inter Parfums Inc	Bank of America Merrill Lynch	17,475
(8,300)	Inter Parfums Inc	Barclays Bank	35,358
(8,829)	Inter Parfums Inc	Goldman Sachs	53,239
(10,527)	Inter Parfums Inc	HSBC	71,373
(14,163)	Inter Parfums Inc	Morgan Stanley	60,334
30,559	Interactive Brokers Group Inc 'A'	Barclays Bank	(54,089)
4,715	Interactive Brokers Group Inc 'A'	Morgan Stanley	(8,346)
6,005	Intercept Pharmaceuticals Inc	Barclays Bank	(2,942)
1,480	Intercept Pharmaceuticals Inc	HSBC	(4,336)
6,138	Intercontinental Exchange Inc	Bank of America Merrill Lynch	(21,544)
8,124	Intercontinental Exchange Inc	Barclays Bank	(9,513)
9,811	Intercontinental Exchange Inc	Goldman Sachs	(34,437)
6,192	Intercontinental Exchange Inc	Morgan Stanley	(7,430)
(5,531)	InterDigital Inc	Barclays Bank	25,332
(6,435)	InterDigital Inc	HSBC	16,409
(4,137)	InterDigital Inc	Morgan Stanley	18,947
(23,697)	Interface Inc	Bank of America Merrill Lynch	46,209
(76,293)	Interface Inc	Barclays Bank	99,181
(16,079)	Interface Inc	Goldman Sachs	31,354
(4,667)	Interface Inc	HSBC	8,587
(13,727)	Interface Inc	Morgan Stanley	17,845
(2,121)	International Bancshares Corp	Barclays Bank	6,724
(1,516)	International Bancshares Corp	Goldman Sachs	5,223
(8,830)	International Bancshares Corp	HSBC	25,002
(28,985)	International Bancshares Corp	Morgan Stanley	91,882
(5,142)	International Business Machines Corp	Bank of America Merrill Lynch	(3,824)

保有高	銘柄	取引相手	未実現純評価益 /(損) (米ドル)
	米国(続き)		
(14,157)	International Business Machines Corp	Barclays Bank	(37,091)
(48,386)	International Business Machines Corp	Goldman Sachs	(21,306)
(8,642)	International Business Machines Corp	HSBC	45,881
(2,161)	International Business Machines Corp	Morgan Stanley	(5,662)
1,613	International Flavors & Fragrances Inc	Barclays Bank	(5,710)
(6,792)	International Flavors & Fragrances Inc	Barclays Bank	23,253
365	International Flavors & Fragrances Inc	Goldman Sachs	(2,416)
(2,853)	International Flavors & Fragrances Inc	Goldman Sachs	19,909
1,594	International Flavors & Fragrances Inc	HSBC	(2,853)
(1,296)	International Flavors & Fragrances Inc	HSBC	9,588
2,586	International Flavors & Fragrances Inc	Morgan Stanley	(9,154)
3,157	International Game Technology Plc	Bank of America Merrill Lynch	(8,208)
40,481	International Game Technology Plc	Barclays Bank	(46,958)
58,216	International Game Technology Plc	Goldman Sachs	(151,362)
31,679	International Game Technology Plc	HSBC	(97,854)
18,830	International Game Technology Plc	Morgan Stanley	(21,843)
22,137	International Money Express Inc	Goldman Sachs	(33,648)
(11,821)	International Paper Co	Bank of America Merrill Lynch	38,536
3,231	International Paper Co	Bank of America Merrill Lynch	(5,245)
(9,872)	International Paper Co	Barclays Bank	22,212
(5,170)	International Paper Co	Goldman Sachs	16,854
(29,993)	International Paper Co	Morgan Stanley	67,484
(10,486)	International Seaways Inc	Barclays Bank	7,026
(31,137)	International Seaways Inc	Goldman Sachs	94,968
(10,628)	International Seaways Inc	HSBC	38,261
1,262	Interpublic Group of Cos Inc	Bank of America Merrill Lynch	(1,672)
8,288	Interpublic Group of Cos Inc	Barclays Bank	(11,017)
51,189	Interpublic Group of Cos Inc	Goldman Sachs	(127,181)
9,062	Interpublic Group of Cos Inc	HSBC	(32,993)
(11,764)	Intevac Inc	Bank of America Merrill Lynch	7,411
(782)	Intevac Inc	Barclays Bank	227
(30,794)	Intevac Inc	Goldman Sachs	19,400
(900)	Intevac Inc	HSBC	567
2,695	Intra-Cellular Therapies Inc	Barclays Bank	1,590
958	Intra-Cellular Therapies Inc	Goldman Sachs	1,461
829	Intra-Cellular Therapies Inc	HSBC	(1,973)
1,684	Intra-Cellular Therapies Inc	Morgan Stanley	994
(6,381)	Intrepid Potash Inc	Barclays Bank	(6,509)
(1,253)	Intrepid Potash Inc	Goldman Sachs	(2,013)
(1,232)	Intrepid Potash Inc	HSBC	3,401
(28,802)	IntriCon Corp	Goldman Sachs	83,814
(4,660)	IntriCon Corp	HSBC	13,048
(8,409)	IntriCon Corp	Morgan Stanley	(673)
6,660	Intuit Inc	Barclays Bank	100,166
9,961	Intuit Inc	Morgan Stanley	149,813

保有高	銘柄	取引相手	未実現純評価益 /(損) (米ドル)
	米国(続き)		
(1,165)	Intuitive Surgical Inc	Barclays Bank	7,281
(1,940)	Intuitive Surgical Inc	Goldman Sachs	37,035
(369)	Intuitive Surgical Inc	HSBC	9,739
(3,816)	Intuitive Surgical Inc	Morgan Stanley	23,850
5,918	Invacare Corp	Bank of America Merrill Lynch	(5,740)
2,888	Invacare Corp	HSBC	(3,581)
25,253	Invesco Ltd	Barclays Bank	(38,637)
75,651	Invesco Ltd	Morgan Stanley	(115,746)
(95,950)	Invesco Mortgage Capital Inc (REIT)	Barclays Bank	2,879
(62,815)	Invesco Mortgage Capital Inc (REIT)	Goldman Sachs	9,422
4,312	Investar Holding Corp	Bank of America Merrill Lynch	(1,380)
10,705	Investar Holding Corp	Barclays Bank	(5,031)
10,254	Investar Holding Corp	Goldman Sachs	(3,281)
29,732	Investar Holding Corp	HSBC	(19,623)
12,707	Investar Holding Corp	Morgan Stanley	(5,972)
1,151	Investors Title Co	Bank of America Merrill Lynch	(24,286)
1,037	Investors Title Co	Barclays Bank	(27,283)
5,531	Investors Title Co	Goldman Sachs	(116,704)
1,658	Investors Title Co	HSBC	(21,736)
1,620	Investors Title Co	Morgan Stanley	(42,622)
3,332	Invitae Corp	Barclays Bank	(2,332)
(3,915)	Invitae Corp	Goldman Sachs	15,034
11,205	Invitae Corp	Goldman Sachs	(43,027)
3,212	Invitae Corp	HSBC	(27,687)
12,081	Invitae Corp	Morgan Stanley	(8,457)
13,219	Invitation Homes Inc (REIT)	HSBC	11,501
43,056	Invitation Homes Inc (REIT)	Morgan Stanley	24,972
4,650	Ionis Pharmaceuticals Inc	Bank of America Merrill Lynch	(21,212)
29,883	Ionis Pharmaceuticals Inc	Barclays Bank	(93,139)
7,173	Ionis Pharmaceuticals Inc	Goldman Sachs	(39,452)
2,752	Ionis Pharmaceuticals Inc	HSBC	(18,606)
(4,383)	Iovance Biotherapeutics Inc	Goldman Sachs	4,602
(6,269)	Iovance Biotherapeutics Inc	HSBC	40,623
(9,214)	Iovance Biotherapeutics Inc	Morgan Stanley	(1,290)
(3,255)	IPG Photonics Corp	Bank of America Merrill Lynch	17,968
1,380	IPG Photonics Corp	Bank of America Merrill Lynch	(7,618)
(6,483)	IPG Photonics Corp	Barclays Bank	(3,306)
(384)	IPG Photonics Corp	Goldman Sachs	2,120
3,147	IPG Photonics Corp	Goldman Sachs	(17,371)
(1,753)	IPG Photonics Corp	HSBC	10,010
928	IPG Photonics Corp	HSBC	(5,299)
(2,055)	IPG Photonics Corp	Morgan Stanley	(1,048)
1,944	IPG Photonics Corp	Morgan Stanley	991
(1,738)	IQVIA Holdings Inc	Bank of America Merrill Lynch	(17,085)
(4,692)	IQVIA Holdings Inc	Barclays Bank	24,246

保有高	銘柄	取引相手	未実現純評価益 /(損) (米ドル)
	米国(続き)		
(1,216)	IQVIA Holdings Inc	Goldman Sachs	(4,750)
(14,474)	IQVIA Holdings Inc	HSBC	(120,498)
(1,239)	IQVIA Holdings Inc	Morgan Stanley	7,248
8,225	iRadimed Corp	Bank of America Merrill Lynch	42,605
6,382	iRadimed Corp	Barclays Bank	21,699
4,019	iRadimed Corp	Goldman Sachs	20,818
617	iRadimed Corp	HSBC	3,887
6,682	iRadimed Corp	Morgan Stanley	22,719
(2,137)	iRhythm Technologies Inc	Barclays Bank	(15,621)
(788)	iRhythm Technologies Inc	Goldman Sachs	(29)
(1,200)	iRhythm Technologies Inc	Morgan Stanley	(8,772)
4,446	Iridium Communications Inc	Bank of America Merrill Lynch	(12,849)
29,955	Iridium Communications Inc	Barclays Bank	15,577
38,512	Iridium Communications Inc	Goldman Sachs	(108,785)
57,295	Iridium Communications Inc	HSBC	(221,461)
2,931	Iridium Communications Inc	Morgan Stanley	1,913
9,546	iRobot Corp	Barclays Bank	(76,082)
2,598	iRobot Corp	Goldman Sachs	(31,350)
375	iRobot Corp	Morgan Stanley	(1,719)
9,078	Iron Mountain Inc (REIT)	Barclays Bank	(726)
30,238	Ironwood Pharmaceuticals Inc	Barclays Bank	(26,609)
39,950	Ironwood Pharmaceuticals Inc	Goldman Sachs	(55,531)
21,966	Ironwood Pharmaceuticals Inc	HSBC	(43,223)
9,467	Ironwood Pharmaceuticals Inc	Morgan Stanley	(8,331)
5,355	IsoPlexis Corp	Barclays Bank	117
1,334	IsoPlexis Corp	Goldman Sachs	(1,942)
8,602	IsoPlexis Corp	HSBC	(27,612)
1,260	IsoPlexis Corp	Morgan Stanley	(277)
(780)	iTeos Therapeutics Inc	Barclays Bank	1,708
(2,210)	iTeos Therapeutics Inc	Goldman Sachs	(5,906)
(2,204)	iTeos Therapeutics Inc	HSBC	(11,307)
(44,244)	Iteris Inc	Bank of America Merrill Lynch	31,413
(9,336)	Iteris Inc	Goldman Sachs	6,629
(17,355)	Iteris Inc	Morgan Stanley	6,074
514	Itron Inc	Bank of America Merrill Lynch	(1,474)
4,257	Itron Inc	Barclays Bank	(8,046)
(4,726)	Itron Inc	Barclays Bank	8,932
1,450	Itron Inc	Goldman Sachs	(11,368)
2,586	Itron Inc	HSBC	(28,705)
(3,807)	Itron Inc	HSBC	42,258
5,652	Itron Inc	Morgan Stanley	(9,741)
(539)	ITT Inc	Bank of America Merrill Lynch	3,043
(92,274)	ITT Inc	Barclays Bank	539,803
(13,522)	ITT Inc	Goldman Sachs	85,080
(5,776)	ITT Inc	HSBC	32,830

保有高	銘柄	取引相手	未実現純評価益 /(損) (米ドル)
	米国(続き)		
(848)	ITT Inc	Morgan Stanley	4,961
(4,194)	IVERIC bio Inc	Barclays Bank	2,156
(29,200)	IVERIC bio Inc	Goldman Sachs	41,464
(1,650)	IVERIC bio Inc	HSBC	5,330
(119)	IVERIC bio Inc	Morgan Stanley	58
661	J & J Snack Foods Corp	Bank of America Merrill Lynch	(12,024)
6,289	J & J Snack Foods Corp	Barclays Bank	(54,601)
6,476	J & J Snack Foods Corp	Goldman Sachs	(111,944)
1,311	J & J Snack Foods Corp	HSBC	(23,029)
1,529	J & J Snack Foods Corp	Morgan Stanley	(13,440)
1,364	J M Smucker Co	Barclays Bank	2,673
(3,666)	J M Smucker Co	Barclays Bank	7,627
(3,342)	J M Smucker Co	Goldman Sachs	9,292
8,993	J M Smucker Co	HSBC	11,003
419	Jabil Inc	Barclays Bank	(547)
599	Jabil Inc	Goldman Sachs	(2,600)
(15,048)	Jabil Inc	Goldman Sachs	65,308
3,942	Jabil Inc	HSBC	(9,124)
847	Jack Henry & Associates Inc	Barclays Bank	(1,016)
1,236	Jack Henry & Associates Inc	Goldman Sachs	(6,205)
4,658	Jack Henry & Associates Inc	HSBC	(42,481)
3,407	Jack in the Box Inc	Barclays Bank	(36,618)
4,681	Jack in the Box Inc	Goldman Sachs	(73,036)
4,460	Jack in the Box Inc	HSBC	(83,270)
1,130	Jack in the Box Inc	Morgan Stanley	(13,402)
(7,598)	Jacobs Engineering Group Inc	Barclays Bank	15,092
(3,205)	Jacobs Engineering Group Inc	Goldman Sachs	3,237
(6,066)	Jacobs Engineering Group Inc	HSBC	7,828
(21,369)	Jacobs Engineering Group Inc	Morgan Stanley	45,730
(41,109)	James River Group Holdings Ltd	Barclays Bank	85,096
(15,056)	James River Group Holdings Ltd	Goldman Sachs	41,404
(9,695)	James River Group Holdings Ltd	Morgan Stanley	20,069
(23,922)	Jamf Holding Corp	Barclays Bank	(10,286)
(8,479)	Jamf Holding Corp	Goldman Sachs	(10,599)
(9,392)	Jamf Holding Corp	HSBC	148,488
(2,581)	Jamf Holding Corp	Morgan Stanley	(1,110)
(3,494)	Janus Henderson Group Plc	Bank of America Merrill Lynch	13,452
(27,392)	Janus Henderson Group Plc	Barclays Bank	68,480
(3,940)	Janus Henderson Group Plc	Goldman Sachs	15,169
(7,878)	Janus Henderson Group Plc	HSBC	29,560
10,443	Jasper Therapeutics Inc	Goldman Sachs	(6,475)
3,157	Jasper Therapeutics Inc	HSBC	(3,157)
3,015	Jazz Pharmaceuticals Plc	Barclays Bank	(29,788)
(23,389)	JB Hunt Transport Services Inc	Barclays Bank	78,353
(8,488)	JB Hunt Transport Services Inc	Goldman Sachs	45,411

保有高	銘柄	取引相手	未実現純評価益 /(損) (米ドル)
	米国(続き)		
(3,211)	JB Hunt Transport Services Inc	HSBC	2,312
(7,436)	JB Hunt Transport Services Inc	Morgan Stanley	24,911
6,248	JBG SMITH Properties (REIT)	Barclays Bank	(7,685)
778	JBG SMITH Properties (REIT)	Morgan Stanley	(957)
(21,791)	Jefferies Financial Group Inc	Barclays Bank	45,761
(7,891)	Jefferies Financial Group Inc	Goldman Sachs	18,017
(38,207)	Jefferies Financial Group Inc	HSBC	208,610
(39,023)	Jefferies Financial Group Inc	Morgan Stanley	81,949
9,925	JELD-WEN Holding Inc	Barclays Bank	(11,811)
21,156	JELD-WEN Holding Inc	Goldman Sachs	(38,292)
38,349	JetBlue Airways Corp	Bank of America Merrill Lynch	(82,067)
156,368	JetBlue Airways Corp	Barclays Bank	(196,630)
151,131	JetBlue Airways Corp	Goldman Sachs	(208,967)
82,765	JetBlue Airways Corp	HSBC	(84,440)
14,688	JetBlue Airways Corp	Morgan Stanley	(18,801)
16,045	JFrog Ltd	Barclays Bank	(35,379)
8,342	JFrog Ltd	Goldman Sachs	(30,991)
2,018	JFrog Ltd	HSBC	(11,049)
(6,359)	JOANN Inc	Bank of America Merrill Lynch	12,591
(7,704)	JOANN Inc	Barclays Bank	8,783
(78,569)	Joby Aviation Inc	Bank of America Merrill Lynch	102,140
12,792	Joby Aviation Inc	Barclays Bank	(640)
(172,966)	Joby Aviation Inc	Barclays Bank	7,634
15,739	Joby Aviation Inc	Goldman Sachs	(5,540)
(24,281)	Joby Aviation Inc	Goldman Sachs	27,088
7,348	Joby Aviation Inc	Morgan Stanley	(367)
(136,814)	Joby Aviation Inc	Morgan Stanley	6,841
4,709	John B Sanfilippo & Son Inc	Bank of America Merrill Lynch	(21,520)
1,381	John B Sanfilippo & Son Inc	Barclays Bank	(2,914)
6,773	John B Sanfilippo & Son Inc	Goldman Sachs	(30,953)
6,749	John B Sanfilippo & Son Inc	Morgan Stanley	(14,240)
(1,831)	John Bean Technologies Corp	Barclays Bank	17,541
(4,080)	John Bean Technologies Corp	Goldman Sachs	19,176
(829)	John Bean Technologies Corp	HSBC	4,908
3,446	John Bean Technologies Corp	HSBC	(20,400)
(11,392)	John Wiley & Sons Inc 'A'	Barclays Bank	42,264
(1,244)	John Wiley & Sons Inc 'A'	Morgan Stanley	4,615
5,012	Johnson & Johnson	Bank of America Merrill Lynch	(24,903)
20,749	Johnson & Johnson	Barclays Bank	(29,878)
26,280	Johnson & Johnson	Goldman Sachs	(136,908)
8,850	Johnson & Johnson	HSBC	(39,626)
14,546	Johnson & Johnson	Morgan Stanley	(20,946)
(4,925)	Johnson Controls International Plc	Bank of America Merrill Lynch	9,104
(15,457)	Johnson Controls International Plc	Barclays Bank	9,859
(4,728)	Johnson Controls International Plc	Goldman Sachs	5,626

保有高	銘柄	取引相手	未実現純評価益 /(損) (米ドル)
	米国(続き)		
(34,304)	Johnson Controls International Plc	Morgan Stanley	81,300
1,499	Johnson Outdoors Inc 'A'	Bank of America Merrill Lynch	(6,596)
3,787	Johnson Outdoors Inc 'A'	Barclays Bank	(12,535)
3,863	Johnson Outdoors Inc 'A'	Goldman Sachs	(16,997)
8,810	Johnson Outdoors Inc 'A'	HSBC	(66,868)
962	Johnson Outdoors Inc 'A'	Morgan Stanley	(3,184)
(2,907)	Joint Corp	Barclays Bank	24,273
(1,521)	Joint Corp	Goldman Sachs	22,648
(1,240)	Joint Corp	HSBC	18,240
(1,633)	Jones Lang LaSalle Inc	Bank of America Merrill Lynch	24,437
(1,603)	Jones Lang LaSalle Inc	Barclays Bank	20,021
(491)	Jones Lang LaSalle Inc	HSBC	6,795
(2,007)	Jones Lang LaSalle Inc	Morgan Stanley	23,748
2,184	Jounce Therapeutics Inc	Bank of America Merrill Lynch	(1,594)
26,666	Jounce Therapeutics Inc	Barclays Bank	(9,866)
9,633	Jounce Therapeutics Inc	Goldman Sachs	(7,032)
2,189	Jounce Therapeutics Inc	HSBC	(2,233)
3,982	Jounce Therapeutics Inc	Morgan Stanley	(1,473)
(387)	JPMorgan Chase & Co	Bank of America Merrill Lynch	2,752
(2,860)	JPMorgan Chase & Co	Barclays Bank	14,014
(752)	JPMorgan Chase & Co	HSBC	7,227
(17,417)	JPMorgan Chase & Co	Morgan Stanley	85,343
(3,612)	Juniper Networks Inc	Bank of America Merrill Lynch	3,383
222,179	Juniper Networks Inc	Goldman Sachs	(142,195)
(4,737)	Juniper Networks Inc	Goldman Sachs	3,771
67,801	Juniper Networks Inc	HSBC	16,272
(12,606)	Kadant Inc	Morgan Stanley	29,750
(7,802)	Kaiser Aluminum Corp	Barclays Bank	79,268
(7,946)	Kaiser Aluminum Corp	Goldman Sachs	110,967
(2,684)	Kaiser Aluminum Corp	HSBC	35,542
14,283	Kala Pharmaceuticals Inc	Barclays Bank	1,285
16,810	Kala Pharmaceuticals Inc	Goldman Sachs	(3,866)
(32,225)	Kaleido Biosciences Inc	Barclays Bank	21,591
(2,633)	KalVista Pharmaceuticals Inc	Bank of America Merrill Lynch	6,977
(1,775)	KalVista Pharmaceuticals Inc	Barclays Bank	2,663
(9,900)	KalVista Pharmaceuticals Inc	Goldman Sachs	26,235
(12,061)	Kaman Corp	Goldman Sachs	41,128
(14,165)	Kaman Corp	Morgan Stanley	40,087
(890)	Kansas City Southern	Barclays Bank	5,678
(556)	Kansas City Southern	Goldman Sachs	7,945
(3,122)	Kansas City Southern	Morgan Stanley	19,918
6,829	KAR Auction Services Inc	Barclays Bank	2,732
25,824	KAR Auction Services Inc	Goldman Sachs	-
43	Karat Packaging Inc	Bank of America Merrill Lynch	12
35,938	Karat Packaging Inc	Barclays Bank	(9,703)

保有高	銘柄	取引相手	未実現純評価益 /(損) (米ドル)
	米国(続き)		
5,240	Karat Packaging Inc	Goldman Sachs	1,467
21,673	Karat Packaging Inc	Morgan Stanley	(5,852)
(1,412)	Karuna Therapeutics Inc	Barclays Bank	6,651
(2,311)	Karuna Therapeutics Inc	Goldman Sachs	20,444
(833)	Karuna Therapeutics Inc	HSBC	14,088
(1,477)	Karuna Therapeutics Inc	Morgan Stanley	6,957
37,963	Karyopharm Therapeutics Inc	Barclays Bank	(20,880)
47,613	Karyopharm Therapeutics Inc	Goldman Sachs	(53,327)
718	KB Home	Barclays Bank	(407)
(73,483)	KB Home	Barclays Bank	75,687
(8,279)	KB Home	Goldman Sachs	5,216
2,239	KB Home	HSBC	(4,571)
7,382	KBR Inc	Barclays Bank	(9,006)
52,408	KBR Inc	Goldman Sachs	5,765
972	KBR Inc	HSBC	953
(10,184)	KBR Inc	Morgan Stanley	12,424
3,017	KBR Inc	Morgan Stanley	(3,681)
(20,026)	Kearny Financial Corp	Bank of America Merrill Lynch	16,622
(184,290)	Kearny Financial Corp	Barclays Bank	88,459
(148,829)	Kearny Financial Corp	Goldman Sachs	123,528
(12,126)	Kearny Financial Corp	HSBC	9,832
(7,614)	Kearny Financial Corp	Morgan Stanley	3,655
28,710	Kellogg Co	Bank of America Merrill Lynch	(17,800)
12,430	Kellogg Co	Barclays Bank	11,187
21,706	Kellogg Co	Goldman Sachs	(13,458)
9,792	Kellogg Co	HSBC	10,184
13,417	Kellogg Co	Morgan Stanley	12,075
1,475	Kelly Services Inc 'A'	Bank of America Merrill Lynch	(1,814)
11,631	Kelly Services Inc 'A'	Barclays Bank	(11,747)
13,376	Kelly Services Inc 'A'	Goldman Sachs	(16,452)
31,794	Kelly Services Inc 'A'	HSBC	(115,412)
12,172	Kelly Services Inc 'A'	Morgan Stanley	(12,294)
(4,751)	Kemper Corp	Barclays Bank	15,916
(8,496)	Kemper Corp	Goldman Sachs	38,666
(14,998)	Kemper Corp	HSBC	65,950
(4,343)	KemPharm Inc	HSBC	6,645
904	Kennametal Inc	Barclays Bank	(2,417)
4,151	Kennametal Inc	Goldman Sachs	(13,657)
3,435	Kennametal Inc	HSBC	(2,988)
46,952	Kennedy-Wilson Holdings Inc	Barclays Bank	(50,239)
107,917	Kennedy-Wilson Holdings Inc	Goldman Sachs	(185,811)
13,321	Kennedy-Wilson Holdings Inc	HSBC	(19,982)
(1,623)	Keros Therapeutics Inc	Bank of America Merrill Lynch	9,803
(1,660)	Keros Therapeutics Inc	Barclays Bank	6,906
(5,862)	Keros Therapeutics Inc	Goldman Sachs	35,406

保有高	銘柄	取引相手	未実現純評価益 /(損) (米ドル)
	米国(続き)		
1,363	Keurig Dr Pepper Inc	Bank of America Merrill Lynch	(1,641)
21,968	Keurig Dr Pepper Inc	Barclays Bank	(25,263)
34,658	Keurig Dr Pepper Inc	HSBC	(36,391)
62,092	Keurig Dr Pepper Inc	Morgan Stanley	(71,406)
518	Key Energy Services Inc	Bank of America Merrill Lynch	(1,031)
10,618	Key Tronic Corp	Bank of America Merrill Lynch	(849)
1,305	KeyCorp	Bank of America Merrill Lynch	(1,973)
(65,994)	KeyCorp	Barclays Bank	77,873
5,388	KeyCorp	Barclays Bank	(8,327)
15,823	KeyCorp	Goldman Sachs	(7,407)
(1,633)	KeyCorp	HSBC	2,041
3,880	KeyCorp	HSBC	(1,643)
18,657	Keysight Technologies Inc	Barclays Bank	70,523
17,286	Keysight Technologies Inc	Goldman Sachs	130,164
4,836	Keysight Technologies Inc	HSBC	45,710
2,960	Kezar Life Sciences Inc	Barclays Bank	(3,226)
11,076	Kforce Inc	Barclays Bank	(30,016)
21,083	Kforce Inc	Goldman Sachs	(20,451)
9,071	Kforce Inc	HSBC	11,883
(5,297)	Kilroy Realty Corp (REIT)	Goldman Sachs	32,235
(2,165)	Kimball Electronics Inc	Bank of America Merrill Lynch	8,790
(4,177)	Kimball Electronics Inc	Barclays Bank	9,356
(26,380)	Kimball Electronics Inc	Goldman Sachs	98,438
(2,762)	Kimball Electronics Inc	HSBC	3,770
(6,722)	Kimball Electronics Inc	Morgan Stanley	15,057
1,540	Kimball International Inc 'B'	Bank of America Merrill Lynch	(1,201)
31,085	Kimball International Inc 'B'	Barclays Bank	(23,935)
81,333	Kimball International Inc 'B'	Goldman Sachs	(63,440)
(3,519)	Kimberly-Clark Corp	Bank of America Merrill Lynch	2,745
(52,773)	Kimberly-Clark Corp	Barclays Bank	75,993
(37,853)	Kimberly-Clark Corp	Goldman Sachs	29,525
(35,105)	Kimberly-Clark Corp	HSBC	(51,254)
(26,165)	Kimberly-Clark Corp	Morgan Stanley	37,678
(1)	Kimco Realty Corp (REIT)	HSBC	1
6,179	Kinder Morgan Inc	Bank of America Merrill Lynch	(6,735)
34,142	Kinder Morgan Inc	Barclays Bank	(11,608)
75,070	Kinder Morgan Inc	Goldman Sachs	(81,826)
23,337	Kinder Morgan Inc	HSBC	(24,971)
28,137	Kinder Morgan Inc	Morgan Stanley	(9,567)
5,280	King Pubco Inc	Barclays Bank	(902)
14,530	King Pubco Inc	Goldman Sachs	(8,574)
15,656	King Pubco Inc	HSBC	(6,431)
4,626	King Pubco Inc	Morgan Stanley	(1,619)
20,137	Kiniksa Pharmaceuticals Ltd 'A'	Barclays Bank	3,021
40,759	Kiniksa Pharmaceuticals Ltd 'A'	Goldman Sachs	(54,209)

保有高	銘柄	取引相手	未実現純評価益 /(損) (米ドル)
	米国(続き)		
7,994	Kinnate Biopharma Inc	Barclays Bank	(7,195)
6,656	Kinnate Biopharma Inc	Goldman Sachs	(18,038)
4,761	Kinnate Biopharma Inc	HSBC	(27,566)
14,367	Kinnate Biopharma Inc	Morgan Stanley	(12,930)
(5,778)	Kinsale Capital Group Inc	Bank of America Merrill Lynch	(43,335)
(1,950)	Kinsale Capital Group Inc	Barclays Bank	9,145
(3,755)	Kinsale Capital Group Inc	Goldman Sachs	(28,163)
(291)	Kinsale Capital Group Inc	HSBC	(2,025)
(1,379)	Kinsale Capital Group Inc	Morgan Stanley	6,468
(16,047)	Kirby Corp	Barclays Bank	42,525
4,841	Kirby Corp	Barclays Bank	(12,829)
(20,264)	Kirby Corp	Goldman Sachs	105,575
(38,859)	Kirby Corp	HSBC	174,477
(12,639)	Kirby Corp	Morgan Stanley	33,493
3,595	Kirby Corp	Morgan Stanley	(9,527)
(15,885)	Kirkland's Inc	Barclays Bank	44,478
(4,421)	Kirkland's Inc	HSBC	17,065
(8,453)	Kite Realty Group Trust (REIT)	Barclays Bank	3,836
15,525	Kite Realty Group Trust (REIT)	Barclays Bank	(34,931)
(3,229)	Kite Realty Group Trust (REIT)	Morgan Stanley	7,265
759	KKR & Co Inc	Barclays Bank	(1,837)
17,534	KKR & Co Inc	Goldman Sachs	(33,139)
10,473	KKR Real Estate Finance Trust Inc (REIT)	Bank of America Merrill Lynch	(12,882)
27,581	KKR Real Estate Finance Trust Inc (REIT)	Barclays Bank	(20,410)
17,467	KKR Real Estate Finance Trust Inc (REIT)	Morgan Stanley	(12,926)
922	KLA Corp	Bank of America Merrill Lynch	4,536
(105)	KLA Corp	Bank of America Merrill Lynch	(517)
1,478	KLA Corp	Barclays Bank	14,898
(1,151)	KLA Corp	Barclays Bank	(11,602)
4,210	KLA Corp	Goldman Sachs	20,713
(554)	KLA Corp	Goldman Sachs	1,562
1,585	KLA Corp	HSBC	8,147
2,557	KLA Corp	Morgan Stanley	25,775
(905)	KLA Corp	Morgan Stanley	(9,122)
(9,098)	KLX Energy Services Holdings Inc	Bank of America Merrill Lynch	1,183
2,088	Knight-Swift Transportation Holdings Inc	Bank of America Merrill Lynch	(1,400)
10,161	Knight-Swift Transportation Holdings Inc	Barclays Bank	(3,615)
4,084	Knight-Swift Transportation Holdings Inc	Goldman Sachs	(2,350)
645	Knight-Swift Transportation Holdings Inc	HSBC	150
3,739	Knight-Swift Transportation Holdings Inc	Morgan Stanley	(1,982)
159,285	Knowles Corp	Barclays Bank	(62,121)
104,961	Knowles Corp	Goldman Sachs	(5,248)
(7,694)	Kodiak Sciences Inc	Barclays Bank	43,086
(2,221)	Kodiak Sciences Inc	Goldman Sachs	26,478
(2,750)	Kodiak Sciences Inc	Morgan Stanley	15,400

保有高	銘柄	取引相手	未実現純評価益 /(損) (米ドル)
	米国(続き)		
3,109	Kohl 's Corp	Bank of America Merrill Lynch	(13,070)
45,976	Kohl 's Corp	Barclays Bank	(281,373)
8,296	Kohl 's Corp	Goldman Sachs	(43,269)
3,115	Kohl 's Corp	Morgan Stanley	(19,064)
2,532	Kontoor Brands Inc	Barclays Bank	(15,445)
2,342	Kontoor Brands Inc	Goldman Sachs	(11,708)
4,364	Kontoor Brands Inc	HSBC	(21,734)
4,239	Kontoor Brands Inc	Morgan Stanley	(25,858)
(12,969)	Kopin Corp	Bank of America Merrill Lynch	12,839
(2,768)	Kopin Corp	Goldman Sachs	2,740
(10,052)	Kopin Corp	HSBC	15,581
(3,084)	Koppers Holdings Inc	Bank of America Merrill Lynch	13,600
(10,073)	Koppers Holdings Inc	Barclays Bank	24,276
(18,378)	Koppers Holdings Inc	Goldman Sachs	81,047
(13,730)	Koppers Holdings Inc	Morgan Stanley	33,089
(895)	Korn Ferry	Bank of America Merrill Lynch	6,686
(2,906)	Korn Ferry	Goldman Sachs	20,880
(18,643)	Korn Ferry	HSBC	155,499
5,896	Kosmos Energy Ltd	Barclays Bank	1,179
5,506	Kosmos Energy Ltd	Goldman Sachs	(1,082)
20,889	Kosmos Energy Ltd	HSBC	418
(31,526)	Kraft Heinz Co	Barclays Bank	38,146
(22,913)	Kraft Heinz Co	Goldman Sachs	76,988
(58,932)	Kraft Heinz Co	HSBC	173,260
(30,882)	Kraft Heinz Co	Morgan Stanley	37,367
(5,032)	Kraton Corp	Bank of America Merrill Lynch	(503)
(2,151)	Kraton Corp	Barclays Bank	(301)
(5,971)	Kraton Corp	Goldman Sachs	(816)
(3,107)	Kraton Corp	HSBC	(1,087)
(22,975)	Kratos Defense & Security Solutions Inc	Barclays Bank	10,798
(20,312)	Kratos Defense & Security Solutions Inc	Goldman Sachs	41,843
(16,722)	Kroger Co	Barclays Bank	8,863
(74,535)	Kroger Co	Goldman Sachs	24,597
3,888	Kronos Bio Inc	Barclays Bank	(11,202)
1,578	Kronos Bio Inc	Goldman Sachs	(8,900)
5,113	Kronos Bio Inc	HSBC	(23,387)
2,936	Kronos Bio Inc	Morgan Stanley	(9,718)
22,122	Kronos Worldwide Inc	Barclays Bank	(10,619)
17,361	Kronos Worldwide Inc	Goldman Sachs	(6,250)
42,338	Kronos Worldwide Inc	HSBC	7,621
37,560	Kronos Worldwide Inc	Morgan Stanley	(18,029)
5,240	Krystal Biotech Inc	Barclays Bank	250,367
2,071	Krystal Biotech Inc	Goldman Sachs	87,935
4,247	Krystal Biotech Inc	Morgan Stanley	202,922
(1,256)	Kulicke & Soffa Industries Inc	Barclays Bank	(423)

保有高	銘柄	取引相手	未実現純評価益 /(損) (米ドル)
	米国(続き)		
(7,270)	Kulicke & Soffa Industries Inc	Goldman Sachs	8,891
5,322	Kura Oncology Inc	Barclays Bank	(12,879)
9,206	Kura Oncology Inc	Goldman Sachs	(31,208)
2,898	Kura Oncology Inc	HSBC	(12,251)
1,086	Kura Sushi USA Inc 'A'	Barclays Bank	(7,797)
460	Kura Sushi USA Inc 'A'	Morgan Stanley	(3,303)
3,795	KVH Industries Inc	Bank of America Merrill Lynch	(228)
30,118	KVH Industries Inc	Barclays Bank	(2,108)
13,245	KVH Industries Inc	Morgan Stanley	(927)
(1,475)	Kymera Therapeutics Inc	Barclays Bank	4,322
(3,185)	Kymera Therapeutics Inc	Goldman Sachs	21,276
(1,749)	Kymera Therapeutics Inc	Morgan Stanley	5,125
(748)	Kyndryl Holdings Inc	Bank of America Merrill Lynch	3,224
(2,682)	Kyndryl Holdings Inc	Barclays Bank	6,544
(8,458)	Kyndryl Holdings Inc	Goldman Sachs	36,454
(1,379)	Kyndryl Holdings Inc	HSBC	10,605
(432)	Kyndryl Holdings Inc	Morgan Stanley	1,054
23,258	L B Foster Co 'A'	Bank of America Merrill Lynch	(43,958)
8,413	L B Foster Co 'A'	Barclays Bank	(9,759)
14,739	L B Foster Co 'A'	Goldman Sachs	(27,857)
1,159	L B Foster Co 'A'	HSBC	(2,028)
11,886	L B Foster Co 'A'	Morgan Stanley	(13,788)
(10,362)	L Brands Inc	Barclays Bank	9,636
(21,947)	L Brands Inc	Goldman Sachs	12,071
10,494	La Jolla Pharmaceutical Co	Bank of America Merrill Lynch	315
5,352	La Jolla Pharmaceutical Co	Barclays Bank	(4,335)
3,016	La Jolla Pharmaceutical Co	HSBC	(362)
9,238	La Jolla Pharmaceutical Co	Morgan Stanley	(7,483)
991	Laboratory Corp of America Holdings	Goldman Sachs	1,140
131	Laboratory Corp of America Holdings	HSBC	(1,352)
1,290	Laboratory Corp of America Holdings	Morgan Stanley	3,483
(17,005)	Ladder Capital Corp (REIT)	Barclays Bank	8,162
(68,831)	Ladder Capital Corp (REIT)	Goldman Sachs	57,818
(45,110)	Ladder Capital Corp (REIT)	HSBC	34,735
(23,084)	Ladder Capital Corp (REIT)	Morgan Stanley	11,080
(927)	Laird Superfood Inc	Barclays Bank	1,733
66,080	Lakeland Bancorp Inc	Barclays Bank	(66,080)
20,538	Lakeland Bancorp Inc	Goldman Sachs	(28,576)
25,889	Lakeland Bancorp Inc	HSBC	(33,064)
105,242	Lakeland Bancorp Inc	Morgan Stanley	(105,242)
(11,176)	Lakeland Financial Corp	Barclays Bank	45,542
(2,399)	Lakeland Financial Corp	Goldman Sachs	8,900
(3,286)	Lakeland Financial Corp	HSBC	12,156
(29,422)	Lakeland Industries Inc	Barclays Bank	(6,767)
1,675	Lam Research Corp	Bank of America Merrill Lynch	79,351

保有高	銘柄	取引相手	未実現純評価益 /(損) (米ドル)
	米国(続き)		
258	Lam Research Corp	Barclays Bank	11,164
623	Lam Research Corp	Goldman Sachs	34,683
1,048	Lam Research Corp	HSBC	84,783
3,403	Lam Research Corp	Morgan Stanley	147,248
(692)	Lamar Advertising Co 'A' (REIT)	HSBC	6,733
(6,911)	Lamb Weston Holdings Inc	Barclays Bank	39,185
(8,532)	Lamb Weston Holdings Inc	Goldman Sachs	55,543
3,767	Lamb Weston Holdings Inc	Goldman Sachs	(16,806)
(1,070)	Lamb Weston Holdings Inc	HSBC	6,902
6,483	Lamb Weston Holdings Inc	HSBC	(14,915)
(1,426)	Lamb Weston Holdings Inc	Morgan Stanley	8,085
2,731	Lancaster Colony Corp	Barclays Bank	(27,146)
6,680	Lancaster Colony Corp	Goldman Sachs	(86,147)
4,596	Lancaster Colony Corp	HSBC	(47,017)
988	Landec Corp	Barclays Bank	(1,522)
49,646	Landec Corp	Goldman Sachs	(76,572)
20,634	Landec Corp	HSBC	(37,107)
1,300	Landec Corp	Morgan Stanley	(2,002)
(7,590)	Landmark Bancorp Inc	Bank of America Merrill Lynch	(5,626)
(12,677)	Landmark Bancorp Inc	Goldman Sachs	(9,427)
3,897	Landos Biopharma Inc	Goldman Sachs	(26,928)
2,976	Lands ' End Inc	Barclays Bank	(15,564)
2,660	Lands ' End Inc	Morgan Stanley	(13,912)
5,301	Landsea Homes Corp	Bank of America Merrill Lynch	(4,665)
17,901	Landsea Homes Corp	Barclays Bank	(11,457)
5,729	Landsea Homes Corp	Goldman Sachs	(5,042)
16,031	Landsea Homes Corp	HSBC	(19,558)
5,018	Landsea Homes Corp	Morgan Stanley	(3,212)
22,185	Landstar System Inc	Bank of America Merrill Lynch	(212,298)
14,521	Landstar System Inc	Barclays Bank	(55,470)
17,347	Landstar System Inc	Goldman Sachs	(167,814)
5,311	Landstar System Inc	HSBC	(34,415)
13,317	Landstar System Inc	Morgan Stanley	(51,411)
12,865	Lannett Co Inc	Bank of America Merrill Lynch	(5,789)
9,089	Lannett Co Inc	Barclays Bank	(364)
15,496	Lannett Co Inc	Morgan Stanley	(620)
3,366	Lantern Pharma Inc	Barclays Bank	(1,279)
(4,145)	Lantheus Holdings Inc	Barclays Bank	10,860
(2,809)	Lantheus Holdings Inc	Goldman Sachs	9,551
(39,856)	Lantheus Holdings Inc	Morgan Stanley	104,423
6,571	Lantronix Inc	Barclays Bank	(3,154)
2,853	Lantronix Inc	Goldman Sachs	(4,565)
2,483	Lantronix Inc	HSBC	(6,878)
6,402	Lantronix Inc	Morgan Stanley	(3,073)
1,477	Laredo Petroleum Inc	HSBC	(4,412)

保有高	銘柄	取引相手	未実現純評価益 /(損) (米ドル)
	米国(続き)		
(3,024)	Las Vegas Sands Corp	Bank of America Merrill Lynch	14,213
(73,229)	Las Vegas Sands Corp	Barclays Bank	292,184
(27,709)	Las Vegas Sands Corp	Goldman Sachs	130,232
(11,083)	Las Vegas Sands Corp	HSBC	54,639
(6,951)	Las Vegas Sands Corp	Morgan Stanley	27,734
(1,250)	Latham Group Inc	Barclays Bank	(875)
(13,226)	Latham Group Inc	Goldman Sachs	(13,149)
(2,197)	Latham Group Inc	HSBC	(3,105)
10,428	Lattice Semiconductor Corp	Bank of America Merrill Lynch	(46,196)
23,708	Lattice Semiconductor Corp	Barclays Bank	(47,527)
25,299	Lattice Semiconductor Corp	Goldman Sachs	(106,335)
17,800	Lattice Semiconductor Corp	HSBC	(77,628)
7,494	Lattice Semiconductor Corp	Morgan Stanley	(10,074)
(10,472)	Laureate Education Inc 'A'	Barclays Bank	5,760
(287)	Lawson Products Inc	Bank of America Merrill Lynch	1,082
(10,381)	Lawson Products Inc	Barclays Bank	104
(4,680)	Lawson Products Inc	Goldman Sachs	17,644
(3,135)	Lawson Products Inc	HSBC	17,681
(2,877)	Lawson Products Inc	Morgan Stanley	29
(10,357)	Lazard Ltd 'A'	Barclays Bank	20,818
(10,197)	Lazard Ltd 'A'	Goldman Sachs	29,265
(4,135)	Lazard Ltd 'A'	HSBC	13,687
(8,628)	Lazard Ltd 'A'	Morgan Stanley	17,342
(24,270)	La-Z-Boy Inc	Barclays Bank	63,555
(13,493)	La-Z-Boy Inc	Goldman Sachs	48,868
(1,770)	La-Z-Boy Inc	HSBC	4,327
1,457	Lazydays Holdings Inc	Bank of America Merrill Lynch	(2,164)
5,011	Lazydays Holdings Inc	Barclays Bank	(4,585)
2,343	Lazydays Holdings Inc	Goldman Sachs	(3,479)
1,708	Lazydays Holdings Inc	HSBC	(2,383)
7	Lazydays Holdings Inc	Morgan Stanley	(6)
7,852	LCI Industries	Barclays Bank	(70,825)
1,672	LCI Industries	Goldman Sachs	(2,792)
1,832	LCI Industries	HSBC	3,188
332	LCI Industries	Morgan Stanley	(2,995)
6,913	LCNB Corp	Barclays Bank	(6,913)
543	LCNB Corp	Goldman Sachs	657
7,441	LCNB Corp	Morgan Stanley	(7,441)
837	Lear Corp	Goldman Sachs	(282)
3,061	Lear Corp	HSBC	(34,387)
955	Legacy Housing Corp	Barclays Bank	(1,156)
980	Legacy Housing Corp	HSBC	4,096
1,089	Legacy Housing Corp	Morgan Stanley	(1,318)
(2,609)	Legalzoom.com Inc	Barclays Bank	(261)
(18,916)	Legalzoom.com Inc	Goldman Sachs	50,506

保有高	銘柄	取引相手	未実現純評価益 /(損) (米ドル)
	米国(続き)		
(9,395)	Legalzoom.com Inc	Morgan Stanley	(940)
21,185	Leggett & Platt Inc	Barclays Bank	(44,700)
19,378	Leggett & Platt Inc	Goldman Sachs	(75,768)
(3,565)	Leggett & Platt Inc	HSBC	5,847
(24,838)	Leidos Holdings Inc	Barclays Bank	82,959
(1,009)	Leidos Holdings Inc	HSBC	5,822
(31,153)	Leidos Holdings Inc	Morgan Stanley	104,051
(10,468)	LeMaitre Vascular Inc	Barclays Bank	32,870
(11,153)	LeMaitre Vascular Inc	Goldman Sachs	78,852
(4,934)	LeMaitre Vascular Inc	HSBC	35,040
(439)	Lemonade Inc	Bank of America Merrill Lynch	4,671
(10,830)	Lemonade Inc	Barclays Bank	(2,216)
(8,081)	Lemonade Inc	Morgan Stanley	727
(2,651)	LendingClub Corp	Barclays Bank	6,362
3,218	LendingTree Inc	Barclays Bank	(18,850)
5,149	LendingTree Inc	Goldman Sachs	(136,661)
1,687	LendingTree Inc	HSBC	(46,624)
228	LendingTree Inc	Morgan Stanley	(1,334)
(3,347)	Lennar Corp 'A'	Bank of America Merrill Lynch	(4,719)
(12,889)	Lennar Corp 'A'	Barclays Bank	24,489
(40,832)	Lennar Corp 'A'	Goldman Sachs	(46,862)
(18,312)	Lennar Corp 'A'	HSBC	(60,723)
(235)	Lennar Corp 'A'	Morgan Stanley	447
13,927	Lennox International Inc	Barclays Bank	(836)
(719)	Lennox International Inc	Barclays Bank	43
3,614	Lennox International Inc	Goldman Sachs	28,551
(1,348)	Lennox International Inc	Goldman Sachs	(10,649)
2,383	Lennox International Inc	Morgan Stanley	(143)
(608)	Lennox International Inc	Morgan Stanley	36
(22,250)	LENSAR Inc	Bank of America Merrill Lynch	4,450
(586)	LENSAR Inc	Barclays Bank	164
(1,462)	LENSAR Inc	Goldman Sachs	292
(7,457)	LENSAR Inc	HSBC	2,535
(10,755)	LENSAR Inc	Morgan Stanley	3,011
9,433	Leslie's Inc	Barclays Bank	(8,961)
2,043	Leslie's Inc	Goldman Sachs	(2,554)
3,914	Leslie's Inc	Morgan Stanley	(3,718)
26,616	Levi Strauss & Co 'A'	Barclays Bank	(62,547)
35,360	Levi Strauss & Co 'A'	Goldman Sachs	(44,554)
17,571	Levi Strauss & Co 'A'	HSBC	(21,788)
(3,374)	Lexicon Pharmaceuticals Inc	Bank of America Merrill Lynch	1,620
(2,606)	Lexicon Pharmaceuticals Inc	Barclays Bank	652
(17,644)	Lexicon Pharmaceuticals Inc	Goldman Sachs	6,344
(5,021)	Lexicon Pharmaceuticals Inc	HSBC	1,908
(6,000)	Lexicon Pharmaceuticals Inc	Morgan Stanley	1,500

保有高	銘柄	取引相手	未実現純評価益 /(損) (米ドル)
	米国(続き)		
(26,985)	Lexington Realty Trust (REIT)	Barclays Bank	5,937
(67,940)	Lexington Realty Trust (REIT)	Goldman Sachs	12,229
14,011	LGI Homes Inc	Barclays Bank	3,470
8,711	LGI Homes Inc	Goldman Sachs	33,973
1,575	LGI Homes Inc	HSBC	9,472
2,388	LGI Homes Inc	Morgan Stanley	(1,361)
2,006	LHC Group Inc	Bank of America Merrill Lynch	(48,224)
15,659	LHC Group Inc	Barclays Bank	(218,287)
20,678	LHC Group Inc	Goldman Sachs	(497,099)
5,350	LHC Group Inc	HSBC	(139,796)
1,907	LHC Group Inc	Morgan Stanley	(25,405)
(7,941)	Liberty Broadband Corp	Barclays Bank	18,026
(2,445)	Liberty Broadband Corp	Goldman Sachs	21,174
(1,688)	Liberty Broadband Corp	HSBC	16,661
(12,191)	Liberty Broadband Corp	Morgan Stanley	27,674
(6,498)	Liberty Broadband Corp 'A'	Bank of America Merrill Lynch	69,633
(6,283)	Liberty Broadband Corp 'A'	Barclays Bank	13,414
(4,702)	Liberty Broadband Corp 'A'	Goldman Sachs	50,814
(10,805)	Liberty Broadband Corp 'A'	HSBC	120,314
(1,332)	Liberty Broadband Corp 'A'	Morgan Stanley	2,822
(2,689)	Liberty Global Plc 'A'	Barclays Bank	4,168
(942)	Liberty Global Plc 'A'	Goldman Sachs	1,941
(3,272)	Liberty Latin America Ltd 'A'	Barclays Bank	3,730
(5,789)	Liberty Latin America Ltd 'A'	Goldman Sachs	12,909
(27,392)	Liberty Latin America Ltd 'A'	Morgan Stanley	31,227
(28,642)	Liberty Latin America Ltd 'C'	Barclays Bank	31,220
(739)	Liberty Media Corp-Liberty Braves 'A'	Bank of America Merrill Lynch	2,269
(1,867)	Liberty Media Corp-Liberty Braves 'A'	Barclays Bank	3,305
(15,158)	Liberty Media Corp-Liberty Braves 'A'	Goldman Sachs	46,535
(8,369)	Liberty Media Corp-Liberty Braves 'A'	HSBC	15,650
(20,274)	Liberty Media Corp-Liberty Braves 'A'	Morgan Stanley	35,885
(9,704)	Liberty Media Corp-Liberty Braves 'C'	Barclays Bank	16,788
(29,439)	Liberty Media Corp-Liberty Braves 'C'	Goldman Sachs	88,023
(1,497)	Liberty Media Corp-Liberty Braves 'C'	HSBC	2,620
(54,791)	Liberty Media Corp-Liberty Braves 'C'	Morgan Stanley	94,788
(3,595)	Liberty Media Corp-Liberty Formula One 'A'	Barclays Bank	(3,703)
(4,949)	Liberty Media Corp-Liberty Formula One 'A'	Goldman Sachs	(12,175)
(5,224)	Liberty Media Corp-Liberty Formula One 'C'	Barclays Bank	(2,351)
(24,851)	Liberty Media Corp-Liberty Formula One 'C'	Goldman Sachs	(10,438)
(1,533)	Liberty Media Corp-Liberty SiriusXM 'C'	HSBC	6,335
(5,310)	Liberty Media Corp-Liberty SiriusXM 'C'	Morgan Stanley	9,824
(8,753)	Liberty Oilfield Services Inc 'A'	Barclays Bank	613
(24,752)	Liberty Oilfield Services Inc 'A'	Goldman Sachs	34,405

保有高	銘柄	取引相手	未実現純評価益 /(損) (米ドル)
	米国(続き)		
(12,928)	Liberty Oilfield Services Inc 'A'	HSBC	35,811
(7,409)	Liberty TripAdvisor Holdings Inc 'A'	Goldman Sachs	2,589
(25,874)	Liberty TripAdvisor Holdings Inc 'A'	Morgan Stanley	5,692
2,554	Life Storage Inc (REIT)	Bank of America Merrill Lynch	536
29,684	Life Storage Inc (REIT)	Barclays Bank	20,779
13,493	Life Storage Inc (REIT)	Goldman Sachs	2,834
4,588	Life Storage Inc (REIT)	HSBC	14,315
35,137	Life Storage Inc (REIT)	Morgan Stanley	24,596
(6,212)	LifeMD Inc	Bank of America Merrill Lynch	2,795
(13,528)	LifeMD Inc	Barclays Bank	2,029
29,729	LifeStance Health Group Inc	Barclays Bank	(4,757)
10,543	LifeStance Health Group Inc	Goldman Sachs	(23,195)
2,828	LifeStance Health Group Inc	HSBC	(12,556)
504	Lifetime Brands Inc	Bank of America Merrill Lynch	(998)
8,600	Lifetime Brands Inc	Barclays Bank	(11,610)
17,060	Lifetime Brands Inc	Morgan Stanley	(23,031)
11,113	Lifevantage Corp	Bank of America Merrill Lynch	(6,112)
32,756	Lifevantage Corp	Barclays Bank	(27,515)
18,203	Lifevantage Corp	Morgan Stanley	(15,291)
(1,479)	Ligand Pharmaceuticals Inc	Barclays Bank	16,875
(366)	Limestone Bancorp Inc	Barclays Bank	(18)
(7,224)	Limestone Bancorp Inc	Goldman Sachs	2,312
(19,090)	Limoneira Co	Bank of America Merrill Lynch	33,980
(22,503)	Limoneira Co	Barclays Bank	21,603
(32,348)	Limoneira Co	Goldman Sachs	57,579
(10,711)	Limoneira Co	HSBC	17,780
(16,433)	Limoneira Co	Morgan Stanley	15,776
17,702	Lincoln Educational Services Corp	Bank of America Merrill Lynch	(5,311)
10,070	Lincoln Educational Services Corp	Goldman Sachs	(3,021)
31,287	Lincoln Educational Services Corp	HSBC	(5,632)
13,660	Lincoln Educational Services Corp	Morgan Stanley	(820)
(8,130)	Lincoln Electric Holdings Inc	Bank of America Merrill Lynch	65,447
(346)	Lincoln Electric Holdings Inc	Barclays Bank	2,751
(6,233)	Lincoln Electric Holdings Inc	Goldman Sachs	50,176
(2,147)	Lincoln Electric Holdings Inc	HSBC	13,612
(1,114)	Lincoln Electric Holdings Inc	Morgan Stanley	8,856
7,685	Lincoln National Corp	Bank of America Merrill Lynch	(57,906)
11,811	Lincoln National Corp	Barclays Bank	(39,980)
19,533	Lincoln National Corp	Goldman Sachs	(147,181)
17,424	Lincoln National Corp	HSBC	(108,116)
3,759	Lincoln National Corp	Morgan Stanley	(12,724)
(36,287)	Lindblad Expeditions Holdings Inc	Barclays Bank	44,270
(13,256)	Lindblad Expeditions Holdings Inc	Goldman Sachs	29,561
(766)	Linde Plc	Barclays Bank	7,331
(1,268)	Linde Plc	Goldman Sachs	17,549

保有高	銘柄	取引相手	未実現純評価益 /(損) (米ドル)
	米国(続き)		
(1,509)	Linde Plc	HSBC	16,650
4,996	Lindsay Corp	Barclays Bank	(53,820)
1,873	Lindsay Corp	Goldman Sachs	(20,063)
175	Lindsay Corp	HSBC	(1,943)
(63,597)	Lineage Cell Therapeutics Inc	Bank of America Merrill Lynch	20,987
22,754	Lions Gate Entertainment Corp 'A'	Barclays Bank	(37,317)
15,295	Lions Gate Entertainment Corp 'A'	Goldman Sachs	(54,756)
19,910	Lions Gate Entertainment Corp 'B'	Goldman Sachs	(63,712)
(15,536)	Liquidia Corp	Bank of America Merrill Lynch	11,652
(11,499)	Liquidia Corp	Barclays Bank	(345)
(52,159)	Liquidia Corp	Goldman Sachs	39,119
(7,523)	Liquidia Corp	Morgan Stanley	(226)
1,791	Liquidity Services Inc	Barclays Bank	(6,519)
957	Liquidity Services Inc	Goldman Sachs	(1,684)
3,968	Liquidity Services Inc	Morgan Stanley	(14,444)
371	Lithia Motors Inc 'A'	Bank of America Merrill Lynch	(13,723)
1,898	Lithia Motors Inc 'A'	Barclays Bank	(12,223)
3,226	Lithia Motors Inc 'A'	Goldman Sachs	(37,477)
1,749	Lithia Motors Inc 'A'	HSBC	(50,435)
1,860	Lithia Motors Inc 'A'	Morgan Stanley	(11,978)
(523)	Littelfuse Inc	Bank of America Merrill Lynch	8,723
4,182	Littelfuse Inc	Barclays Bank	(45,291)
(218)	Littelfuse Inc	Barclays Bank	1,773
6,290	Littelfuse Inc	Goldman Sachs	(119,762)
(170)	Littelfuse Inc	Goldman Sachs	3,237
(155)	Littelfuse Inc	HSBC	2,911
(523)	Littelfuse Inc	Morgan Stanley	5,307
(3,386)	LivaNova Plc	Barclays Bank	14,052
(7,180)	LivaNova Plc	Goldman Sachs	23,500
(3,114)	LivaNova Plc	HSBC	24,450
(834)	LivaNova Plc	Morgan Stanley	3,461
3,405	Live Nation Entertainment Inc	Barclays Bank	(18,591)
1,743	Live Nation Entertainment Inc	Goldman Sachs	(12,560)
5,695	Live Nation Entertainment Inc	HSBC	(21,922)
(2,512)	Live Oak Bancshares Inc	Barclays Bank	8,365
(5,482)	Live Oak Bancshares Inc	Goldman Sachs	17,981
(4,138)	Live Oak Bancshares Inc	Morgan Stanley	13,780
(39,363)	Livent Corp	Barclays Bank	(28,779)
(33,342)	Livent Corp	Goldman Sachs	(55,221)
(16,039)	Livent Corp	HSBC	(777)
(986)	Livent Corp	Morgan Stanley	(2,243)
22,828	LiveOne Inc	Goldman Sachs	(10,387)
8,890	LiveOne Inc	Morgan Stanley	(1,556)
7,902	LivePerson Inc	Bank of America Merrill Lynch	(62,426)
(1,687)	LivePerson Inc	Bank of America Merrill Lynch	13,327

保有高	銘柄	取引相手	未実現純評価益 /(損) (米ドル)
	米国(続き)		
16,091	LivePerson Inc	Barclays Bank	(8,046)
7,957	LivePerson Inc	Goldman Sachs	(62,861)
4,587	LivePerson Inc	HSBC	(31,007)
2,434	LivePerson Inc	Morgan Stanley	(1,217)
16,600	LiveRamp Holdings Inc	Barclays Bank	(85,822)
4,654	LiveRamp Holdings Inc	Goldman Sachs	(32,773)
8,183	LiveRamp Holdings Inc	Morgan Stanley	(42,306)
3,232	LKQ Corp	Goldman Sachs	(7,403)
804	LKQ Corp	HSBC	(1,302)
12,685	IoanDepot Inc 'A'	Barclays Bank	(17,378)
2,064	IoanDepot Inc 'A'	Goldman Sachs	(4,066)
3,663	IoanDepot Inc 'A'	Morgan Stanley	(5,018)
(6,656)	Loews Corp	Bank of America Merrill Lynch	4,994
(77,472)	Loews Corp	Barclays Bank	163,466
(97,534)	Loews Corp	Goldman Sachs	159,956
(48,043)	Loews Corp	HSBC	164,788
(5,124)	Loews Corp	Morgan Stanley	10,812
6,460	LogicBio Therapeutics Inc	Bank of America Merrill Lynch	(3,876)
14,856	LogicBio Therapeutics Inc	Barclays Bank	(4,605)
15,004	LogicBio Therapeutics Inc	HSBC	(13,354)
4,968	LogicBio Therapeutics Inc	Morgan Stanley	(1,540)
(4,692)	Loral Space & Communications Inc	Barclays Bank	82,767
(9,783)	Loral Space & Communications Inc	Morgan Stanley	172,572
(8,945)	Lordstown Motors Corp 'A'	Barclays Bank	2,236
(4,925)	Lordstown Motors Corp 'A'	Goldman Sachs	5,368
(3,156)	Lordstown Motors Corp 'A'	Morgan Stanley	789
22,276	Louisiana-Pacific Corp	Bank of America Merrill Lynch	(2,228)
5,522	Louisiana-Pacific Corp	Barclays Bank	(30,316)
3,787	Louisiana-Pacific Corp	Goldman Sachs	(379)
2,069	Louisiana-Pacific Corp	HSBC	4,283
(635)	Lovesac Co	Barclays Bank	10,871
(737)	Lovesac Co	Goldman Sachs	14,578
(1,002)	Lovesac Co	HSBC	18,717
(1,002)	Lowe's Cos Inc	Bank of America Merrill Lynch	(13,687)
(143)	Lowe's Cos Inc	Barclays Bank	40
(8,993)	Lowe's Cos Inc	Goldman Sachs	(122,844)
(5,703)	Lowe's Cos Inc	HSBC	(49,928)
(286)	Lowe's Cos Inc	Morgan Stanley	1,135
(525)	Loyalty Ventures Inc	Barclays Bank	1,664
(2,928)	Loyalty Ventures Inc	Goldman Sachs	9,604
(237)	Loyalty Ventures Inc	HSBC	4,562
(631)	LPL Financial Holdings Inc	Bank of America Merrill Lynch	4,303
(1,858)	LPL Financial Holdings Inc	Barclays Bank	9,922
816	LPL Financial Holdings Inc	Barclays Bank	(4,357)
(8,551)	LPL Financial Holdings Inc	Goldman Sachs	58,318

保有高	銘柄	取引相手	未実現純評価益 /(損) (米ドル)
米国(続き)			
1,961	LPL Financial Holdings Inc	Goldman Sachs	(12,450)
(1,133)	LPL Financial Holdings Inc	HSBC	7,908
775	LPL Financial Holdings Inc	HSBC	(5,020)
(3,796)	LPL Financial Holdings Inc	Morgan Stanley	20,271
5,002	LPL Financial Holdings Inc	Morgan Stanley	(26,711)
(5,751)	LSB Industries Inc	Barclays Bank	3,106
(17,865)	LSB Industries Inc	Morgan Stanley	9,647
16,001	LSI Industries Inc	Barclays Bank	(4,160)
5,432	LSI Industries Inc	Goldman Sachs	(2,694)
2,216	LSI Industries Inc	HSBC	(1,751)
9,367	LSI Industries Inc	Morgan Stanley	(2,435)
(107,078)	LTC Properties Inc (REIT)	Barclays Bank	203,448
(28,726)	LTC Properties Inc (REIT)	Goldman Sachs	76,124
(20,584)	LTC Properties Inc (REIT)	HSBC	30,258
(71,606)	LTC Properties Inc (REIT)	Morgan Stanley	136,051
2,201	Lucid Diagnostics Inc	HSBC	(4,436)
(33,147)	Lucid Group Inc	Barclays Bank	(174,115)
(3,265)	Lucid Group Inc	Goldman Sachs	(17,470)
(18,652)	Lucid Group Inc	HSBC	(178,577)
52	Lululemon Athletica Inc	Bank of America Merrill Lynch	30
(778)	Lululemon Athletica Inc	Barclays Bank	(1,953)
(9,061)	Lumber Liquidators Holdings Inc	Barclays Bank	16,219
(18,190)	Lumber Liquidators Holdings Inc	Goldman Sachs	31,365
(32,438)	Lumen Technologies Inc	Barclays Bank	36,655
(94,667)	Lumen Technologies Inc	Goldman Sachs	154,307
(393)	Lumentum Holdings Inc	Bank of America Merrill Lynch	1,437
(601)	Lumentum Holdings Inc	Barclays Bank	2,037
(2,149)	Lumentum Holdings Inc	Goldman Sachs	7,660
(2,191)	Lumentum Holdings Inc	HSBC	9,007
(201)	Lumentum Holdings Inc	Morgan Stanley	681
(9,492)	Luminar Technologies Inc	Barclays Bank	12,097
(6,124)	Luminar Technologies Inc	HSBC	3,797
(1,745)	Luminar Technologies Inc	Morgan Stanley	2,792
(1,800)	Lumos Pharma Inc	Bank of America Merrill Lynch	2,547
(9,318)	Lumos Pharma Inc	Barclays Bank	1,072
(10)	Lumos Pharma Inc	Goldman Sachs	14
(23,874)	Luna Innovations Inc	Bank of America Merrill Lynch	26,978
(45,087)	Luna Innovations Inc	Barclays Bank	38,775
(52,708)	Luna Innovations Inc	Goldman Sachs	59,560
(47,066)	Luna Innovations Inc	HSBC	75,776
(12,954)	Luna Innovations Inc	Morgan Stanley	11,140
48,599	Luther Burbank Corp	Bank of America Merrill Lynch	(52,487)
10,292	Luther Burbank Corp	Barclays Bank	(8,439)
21,960	Luther Burbank Corp	Goldman Sachs	(23,717)
7,686	Luther Burbank Corp	HSBC	(10,146)

保有高	銘柄	取引相手	未実現純評価益 /(損) (米ドル)
	米国(続き)		
20,468	Luther Burbank Corp	Morgan Stanley	(16,784)
(3,651)	Luxfer Holdings Plc	Barclays Bank	7,375
(1,888)	Luxfer Holdings Plc	Goldman Sachs	2,922
(10,310)	Luxfer Holdings Plc	Morgan Stanley	20,826
8,560	Lyell Immunopharma Inc	Barclays Bank	(3,510)
9,466	Lyell Immunopharma Inc	Goldman Sachs	(15,714)
2,405	Lyell Immunopharma Inc	HSBC	(8,586)
6,356	Lyell Immunopharma Inc	Morgan Stanley	(2,606)
1,165	Lyft Inc 'A'	Bank of America Merrill Lynch	(12,011)
8,151	Lyft Inc 'A'	Barclays Bank	(32,986)
18,103	Lyft Inc 'A'	HSBC	(154,371)
13,278	Lyft Inc 'A'	Morgan Stanley	(54,021)
681	LyondellBasell Industries NV 'A'	Bank of America Merrill Lynch	(2,559)
23,316	LyondellBasell Industries NV 'A'	Barclays Bank	(120,544)
23,931	LyondellBasell Industries NV 'A'	Goldman Sachs	(179,205)
9,470	LyondellBasell Industries NV 'A'	HSBC	(50,738)
3,003	LyondellBasell Industries NV 'A'	Morgan Stanley	(15,526)
1,001	Lyra Therapeutics Inc	Goldman Sachs	(1,742)
5,903	Lyra Therapeutics Inc	Morgan Stanley	413
419	M&T Bank Corp	Bank of America Merrill Lynch	(5,326)
4,774	M&T Bank Corp	Barclays Bank	(59,866)
(211)	M&T Bank Corp	Goldman Sachs	2,458
16,017	M&T Bank Corp	Goldman Sachs	(183,214)
(2,882)	M&T Bank Corp	HSBC	32,528
6,034	M&T Bank Corp	Morgan Stanley	(75,666)
(3,782)	M/I Homes Inc	Barclays Bank	9,713
(602)	M/I Homes Inc	Goldman Sachs	1,504
(11,679)	M/I Homes Inc	HSBC	23,210
111,921	Macatawa Bank Corp	Bank of America Merrill Lynch	(39,172)
51,332	Macatawa Bank Corp	Barclays Bank	(23,613)
82,386	Macatawa Bank Corp	Goldman Sachs	(28,835)
62,288	Macatawa Bank Corp	HSBC	(23,669)
129,352	Macatawa Bank Corp	Morgan Stanley	(59,502)
3,193	Macerich Co (REIT)	Goldman Sachs	(5,205)
(23,783)	Mack-Cali Realty Corp (REIT)	Barclays Bank	33,058
(22,414)	Mack-Cali Realty Corp (REIT)	Goldman Sachs	57,156
(33,773)	Mack-Cali Realty Corp (REIT)	Morgan Stanley	46,944
(15,393)	MACOM Technology Solutions Holdings Inc	Barclays Bank	26,322
(7,973)	MACOM Technology Solutions Holdings Inc	Goldman Sachs	8,053
(6,307)	MACOM Technology Solutions Holdings Inc	HSBC	(1,324)
(42,640)	MACOM Technology Solutions Holdings Inc	Morgan Stanley	72,915
(32,806)	Macquarie Infrastructure Holdings LLC	Barclays Bank	492
(1,098)	Macquarie Infrastructure Holdings LLC	Morgan Stanley	16
(1,906)	MacroGenics Inc	Barclays Bank	877
(2,518)	Macy's Inc	Barclays Bank	13,106

保有高	銘柄	取引相手	未実現純評価益 /(損) (米ドル)
	米国(続き)		
(3,286)	Macy's Inc	HSBC	15,416
(5,496)	Madison Square Garden Entertainment Corp	Bank of America Merrill Lynch	44,737
(5,880)	Madison Square Garden Entertainment Corp	Barclays Bank	(6,350)
(852)	Madison Square Garden Entertainment Corp	Goldman Sachs	6,935
(429)	Madison Square Garden Entertainment Corp	HSBC	6,851
(3,881)	Madison Square Garden Sports Corp	Bank of America Merrill Lynch	50,399
(16,128)	Madison Square Garden Sports Corp	Barclays Bank	87,377
(5,743)	Madison Square Garden Sports Corp	Goldman Sachs	117,042
(4,247)	Madison Square Garden Sports Corp	HSBC	118,665
(8,268)	Madison Square Garden Sports Corp	Morgan Stanley	45,805
(717)	Madrigal Pharmaceuticals Inc	Barclays Bank	(1,119)
(1,595)	Madrigal Pharmaceuticals Inc	Goldman Sachs	11,762
(1,151)	Madrigal Pharmaceuticals Inc	HSBC	11,073
8,377	Magenta Therapeutics Inc	Barclays Bank	(7,456)
5,124	Magenta Therapeutics Inc	Goldman Sachs	(9,582)
2,673	Magenta Therapeutics Inc	HSBC	(4,704)
(653)	Magnite Inc	Barclays Bank	522
1,626	Magnite Inc	Goldman Sachs	(6,244)
(824)	Magnite Inc	Goldman Sachs	3,164
(4,189)	Magnite Inc	HSBC	22,788
1,214	Magnite Inc	Morgan Stanley	(971)
16,841	Magnolia Oil & Gas Corp 'A'	Barclays Bank	1,179
(14,172)	Magnolia Oil & Gas Corp 'A'	Barclays Bank	(992)
(4,058)	Magnolia Oil & Gas Corp 'A'	Goldman Sachs	4,991
14,216	Magnolia Oil & Gas Corp 'A'	HSBC	(25,447)
(5)	Magnolia Oil & Gas Corp 'A'	HSBC	9
(3,540)	Magnolia Oil & Gas Corp 'A'	Morgan Stanley	(248)
(2,659)	MainStreet Bancshares Inc	Barclays Bank	2,393
(1,239)	MainStreet Bancshares Inc	Goldman Sachs	1,648
(25,082)	MainStreet Bancshares Inc	Morgan Stanley	22,574
2,660	Malibu Boats Inc 'A'	Barclays Bank	(10,890)
2,301	Malibu Boats Inc 'A'	Goldman Sachs	(1,358)
1,457	Malibu Boats Inc 'A'	HSBC	(1,906)
965	Malibu Boats Inc 'A'	Morgan Stanley	(3,677)
(2,387)	Malvern Bancorp Inc	Barclays Bank	477
(1,994)	Malvern Bancorp Inc	Goldman Sachs	917
(10,216)	Malvern Bancorp Inc	HSBC	6,232
2,377	Mammoth Energy Services Inc	Bank of America Merrill Lynch	(2,211)
2,872	Mammoth Energy Services Inc	Barclays Bank	(488)
14,243	Mammoth Energy Services Inc	HSBC	(15,382)
5,697	Mammoth Energy Services Inc	Morgan Stanley	(968)
(6,188)	Mandiant Inc	Bank of America Merrill Lynch	4,691
(26,517)	Mandiant Inc	Barclays Bank	(2,386)
(85,490)	Mandiant Inc	Goldman Sachs	132,450
(5,152)	Mandiant Inc	HSBC	6,440

保有高	銘柄	取引相手	未実現純評価益 /(損) (米ドル)
	米国(続き)		
587	Manhattan Associates Inc	Bank of America Merrill Lynch	(8,324)
6,505	Manhattan Associates Inc	Barclays Bank	(39,876)
3,442	Manhattan Associates Inc	Goldman Sachs	(48,807)
5,487	Manhattan Associates Inc	HSBC	(90,974)
6,942	Manhattan Associates Inc	Morgan Stanley	(42,554)
1,686	Manitowoc Co Inc	Bank of America Merrill Lynch	(3,945)
15,706	Manitowoc Co Inc	Barclays Bank	(20,732)
18,934	Manitowoc Co Inc	HSBC	(62,672)
(6,649)	MannKind Corp	Barclays Bank	(598)
(45,923)	MannKind Corp	Goldman Sachs	4,133
(9,681)	MannKind Corp	HSBC	1,355
4,854	ManpowerGroup Inc	Bank of America Merrill Lynch	(40,705)
2,138	ManpowerGroup Inc	Barclays Bank	(19,948)
4,228	ManpowerGroup Inc	Goldman Sachs	(49,298)
574	ManpowerGroup Inc	HSBC	(4,627)
(10,876)	ManTech International Corp 'A'	Barclays Bank	43,395
(13,287)	Marathon Digital Holdings Inc	Barclays Bank	(33,546)
(4,785)	Marathon Digital Holdings Inc	Goldman Sachs	6,740
(2,612)	Marathon Digital Holdings Inc	Morgan Stanley	(7,444)
3,014	Marathon Oil Corp	Bank of America Merrill Lynch	(3,722)
(53,469)	Marathon Oil Corp	Barclays Bank	7,753
14,735	Marathon Oil Corp	Barclays Bank	(2,137)
(4,856)	Marathon Oil Corp	Goldman Sachs	5,997
29,652	Marathon Oil Corp	Goldman Sachs	(36,620)
4,622	Marathon Oil Corp	HSBC	(6,356)
(4,875)	Marathon Oil Corp	Morgan Stanley	707
18,245	Marathon Oil Corp	Morgan Stanley	(2,646)
(11,749)	Marathon Petroleum Corp	Bank of America Merrill Lynch	48,650
(65,860)	Marathon Petroleum Corp	Barclays Bank	46,102
(70,394)	Marathon Petroleum Corp	Goldman Sachs	358,663
(4,514)	Marathon Petroleum Corp	HSBC	21,125
(15,190)	Marathon Petroleum Corp	Morgan Stanley	10,633
(1,668)	Maravai LifeSciences Holdings Inc 'A'	Bank of America Merrill Lynch	(7,299)
(3,053)	Maravai LifeSciences Holdings Inc 'A'	Barclays Bank	(19,509)
2,377	Maravai LifeSciences Holdings Inc 'A'	Goldman Sachs	16,591
(1,614)	Maravai LifeSciences Holdings Inc 'A'	Goldman Sachs	(12,396)
1,957	Maravai LifeSciences Holdings Inc 'A'	HSBC	16,067
(754)	Maravai LifeSciences Holdings Inc 'A'	Morgan Stanley	(5,199)
16,489	Marchex Inc 'B'	Bank of America Merrill Lynch	(4,287)
59,113	Marchex Inc 'B'	Goldman Sachs	(15,369)
47,945	Marchex Inc 'B'	Morgan Stanley	4,315
66,829	Marcus & Millichap Inc	Barclays Bank	(192,468)
16,955	Marcus & Millichap Inc	Morgan Stanley	(48,830)
11,309	Marcus Corp	Morgan Stanley	(27,142)
(15,891)	Marine Products Corp	Barclays Bank	(6,992)

保有高	銘柄	取引相手	未実現純評価益 /(損) (米ドル)
	米国(続き)		
(4,270)	Marine Products Corp	Goldman Sachs	4,270
(4,752)	Marine Products Corp	HSBC	5,465
(8,372)	Marine Products Corp	Morgan Stanley	(3,684)
7,223	MarineMax Inc	Barclays Bank	(25,208)
1,728	MarineMax Inc	Goldman Sachs	(5,581)
16,476	MarineMax Inc	Morgan Stanley	(57,501)
(11,351)	Marinus Pharmaceuticals Inc	Barclays Bank	10,329
525	Markel Corp	Bank of America Merrill Lynch	(29,045)
1,474	Markel Corp	Barclays Bank	(56,932)
225	Markel Corp	Goldman Sachs	(9,476)
(856)	Markel Corp	Morgan Stanley	33,684
17,030	Marker Therapeutics Inc	HSBC	(5,279)
16,257	Marker Therapeutics Inc	Morgan Stanley	(650)
145	MarketAxess Holdings Inc	Bank of America Merrill Lynch	(5,941)
(668)	MarketAxess Holdings Inc	Barclays Bank	12,659
(310)	MarketAxess Holdings Inc	Goldman Sachs	12,701
372	MarketAxess Holdings Inc	Goldman Sachs	(10,241)
1,654	MarketAxess Holdings Inc	HSBC	(63,670)
911	MarketAxess Holdings Inc	Morgan Stanley	(17,263)
(19,692)	Marlin Business Services Corp	Morgan Stanley	591
18,640	Marqeta Inc 'A'	Barclays Bank	(23,859)
19,634	Marqeta Inc 'A'	HSBC	(157,072)
(15,852)	Marriott International Inc 'A'	Barclays Bank	145,838
(9,489)	Marriott International Inc 'A'	Goldman Sachs	80,372
(4,438)	Marriott Vacations Worldwide Corp	Goldman Sachs	69,943
40,867	Marrone Bio Innovations Inc	Bank of America Merrill Lynch	(5,264)
40,569	Marrone Bio Innovations Inc	Barclays Bank	(458)
25,611	Marrone Bio Innovations Inc	Goldman Sachs	(3,299)
24,228	Marrone Bio Innovations Inc	HSBC	(4,056)
18,636	Marrone Bio Innovations Inc	Morgan Stanley	(211)
7,317	Marsh & McLennan Cos Inc	Bank of America Merrill Lynch	(7,975)
36,651	Marsh & McLennan Cos Inc	Barclays Bank	(110,320)
30,804	Marsh & McLennan Cos Inc	Goldman Sachs	(33,576)
8,725	Marsh & McLennan Cos Inc	HSBC	19,719
5,801	Marsh & McLennan Cos Inc	Morgan Stanley	(17,461)
99,431	Marten Transport Ltd	Barclays Bank	(104,403)
92,919	Marten Transport Ltd	Goldman Sachs	(136,591)
21,395	Marten Transport Ltd	Morgan Stanley	(22,465)
2,866	Martin Marietta Materials Inc	Bank of America Merrill Lynch	(21,466)
9,295	Martin Marietta Materials Inc	Barclays Bank	(57,164)
7,638	Martin Marietta Materials Inc	Goldman Sachs	(57,208)
6,448	Martin Marietta Materials Inc	HSBC	(89,369)
5,916	Martin Marietta Materials Inc	Morgan Stanley	(36,384)
6,278	Marvell Technology Inc	Barclays Bank	12,807
18,149	Marvell Technology Inc	HSBC	41,385

保有高	銘柄	取引相手	未実現純評価益 /(損) (米ドル)
	米国(続き)		
1,273	Masco Corp	Bank of America Merrill Lynch	(1,006)
37,931	Masco Corp	Barclays Bank	(69,245)
23,881	Masco Corp	Goldman Sachs	(42,712)
24,564	Masco Corp	HSBC	(24,907)
25,425	Masco Corp	Morgan Stanley	(46,528)
(837)	Masimo Corp	Goldman Sachs	9,383
(4,534)	Masimo Corp	HSBC	(272)
(3,485)	Masonite International Corp	Barclays Bank	20,771
(4,536)	Masonite International Corp	Goldman Sachs	33,702
5,590	MasTec Inc	Bank of America Merrill Lynch	10,677
10,999	MasTec Inc	Barclays Bank	(24,527)
2,072	MasTec Inc	Goldman Sachs	3,958
16,781	MasTec Inc	HSBC	(66,285)
16,414	MasTec Inc	Morgan Stanley	(36,603)
4,793	Mastech Digital Inc	Bank of America Merrill Lynch	(7,884)
3,208	Mastech Digital Inc	Barclays Bank	(5,726)
3,555	Mastech Digital Inc	HSBC	(5,244)
2,427	Mastech Digital Inc	Morgan Stanley	(4,332)
3,180	Mastercard Inc 'A'	Barclays Bank	(13,483)
2,378	Mastercard Inc 'A'	Goldman Sachs	(105,345)
(2,892)	Mastercard Inc 'A'	Goldman Sachs	79,018
(1,873)	MasterCraft Boat Holdings Inc	Barclays Bank	3,449
(11,466)	MasterCraft Boat Holdings Inc	Goldman Sachs	26,168
(5,425)	MasterCraft Boat Holdings Inc	HSBC	9,750
(17,895)	Matador Resources Co	Barclays Bank	51,180
(34,388)	Matador Resources Co	Goldman Sachs	211,830
(7,607)	Matador Resources Co	HSBC	45,718
(7,308)	Match Group Inc	Barclays Bank	29,012
(11,496)	Match Group Inc	Goldman Sachs	13,033
(2,921)	Match Group Inc	HSBC	51,177
2,624	Materion Corp	Barclays Bank	(18,919)
8,652	Materion Corp	Goldman Sachs	(64,890)
6,168	Matrix Service Co	Barclays Bank	(3,269)
23,220	Matrix Service Co	Goldman Sachs	(44,350)
3,786	Matrix Service Co	HSBC	(9,919)
22,684	Matrix Service Co	Morgan Stanley	(12,023)
(3,181)	Matson Inc	Barclays Bank	20,613
(1,188)	Matson Inc	Goldman Sachs	13,175
(14,116)	Matson Inc	HSBC	126,197
(3,833)	Matson Inc	Morgan Stanley	24,838
(4,156)	Mattel Inc	Bank of America Merrill Lynch	5,382
6,522	Mattel Inc	Bank of America Merrill Lynch	(8,446)
(9,092)	Mattel Inc	Barclays Bank	7,410
32,251	Mattel Inc	Goldman Sachs	(41,765)
(18,258)	Mattel Inc	HSBC	16,523

保有高	銘柄	取引相手	未実現純評価益 /(損) (米ドル)
	米国(続き)		
(10,444)	Matterport Inc	Barclays Bank	(68,267)
(39,968)	Matterport Inc	HSBC	(234,469)
(9,559)	Matterport Inc	Morgan Stanley	(64,906)
13,496	Matthews International Corp 'A'	Barclays Bank	(17,680)
11,997	Matthews International Corp 'A'	Goldman Sachs	(42,949)
17,113	Maui Land & Pineapple Co Inc	Barclays Bank	(4,278)
3,355	Maui Land & Pineapple Co Inc	Morgan Stanley	(839)
(7,371)	Maxar Technologies Inc	Barclays Bank	13,268
(331)	Maxar Technologies Inc	Goldman Sachs	1,142
6,864	MaxCyte Inc	Barclays Bank	(6,384)
5,148	MaxCyte Inc	Goldman Sachs	(12,149)
6,493	MaxCyte Inc	HSBC	(11,882)
10,770	MaxCyte Inc	Morgan Stanley	(10,016)
6,071	Maximus Inc	Bank of America Merrill Lynch	(38,429)
(10,221)	Maximus Inc	Barclays Bank	27,773
(29,728)	Maximus Inc	Goldman Sachs	122,647
(13,555)	Maximus Inc	HSBC	74,950
(2,345)	MaxLinear Inc	Barclays Bank	492
(2,973)	MaxLinear Inc	Goldman Sachs	208
(1,648)	MaxLinear Inc	Morgan Stanley	346
2,610	Mayville Engineering Co Inc	Barclays Bank	(3,341)
1,057	Mayville Engineering Co Inc	HSBC	(3,192)
4,996	Mayville Engineering Co Inc	Morgan Stanley	(6,395)
(74,364)	MBIA Inc	Morgan Stanley	77,339
(5,744)	McAfee Corp 'A'	Bank of America Merrill Lynch	(96)
(8,663)	McAfee Corp 'A'	Barclays Bank	(665)
(11,326)	McAfee Corp 'A'	Goldman Sachs	252
(51,109)	McAfee Corp 'A'	HSBC	(6,059)
(7,239)	McAfee Corp 'A'	Morgan Stanley	(616)
47,520	McCormick & Co Inc	Barclays Bank	98,366
25,902	McCormick & Co Inc	Goldman Sachs	107,493
8,221	McCormick & Co Inc	HSBC	53,601
41,220	McCormick & Co Inc	Morgan Stanley	85,325
933	McDonald's Corp	Bank of America Merrill Lynch	(6,027)
7,198	McDonald's Corp	Barclays Bank	(50,386)
1,713	McDonald's Corp	Goldman Sachs	(11,066)
(1,139)	McDonald's Corp	HSBC	7,101
3,629	McDonald's Corp	Morgan Stanley	(25,403)
(23,072)	McGrath RentCorp	Barclays Bank	65,294
(3,381)	McGrath RentCorp	Goldman Sachs	8,250
(7,515)	McGrath RentCorp	Morgan Stanley	21,267
473	McKesson Corp	Bank of America Merrill Lynch	(780)
19,205	McKesson Corp	Barclays Bank	(34,377)
16,419	McKesson Corp	Goldman Sachs	(26,835)
4,804	McKesson Corp	HSBC	(914)

保有高	銘柄	取引相手	未実現純評価益 /(損) (米ドル)
	米国(続き)		
231	McKesson Corp	Morgan Stanley	(413)
61,071	MDC Holdings Inc	Barclays Bank	(104,431)
25,815	MDC Holdings Inc	Goldman Sachs	(61,182)
16,301	MDC Holdings Inc	HSBC	(28,201)
28,925	MDC Holdings Inc	Morgan Stanley	(49,462)
(19,813)	MDU Resources Group Inc	Barclays Bank	18,823
(15,342)	MDU Resources Group Inc	HSBC	16,238
(26,654)	MDU Resources Group Inc	Morgan Stanley	25,322
(23,725)	MedAvail Holdings Inc	Bank of America Merrill Lynch	13,761
(82,121)	MedAvail Holdings Inc	Barclays Bank	18,888
(4,355)	MedAvail Holdings Inc	Morgan Stanley	1,002
1,716	Media General Inc*	Bank of America Merrill Lynch	-
1,127	Media General Inc*	Morgan Stanley	-
1,897	MediaAlpha Inc 'A'	Barclays Bank	(190)
4,557	MediaAlpha Inc 'A'	HSBC	(1,517)
4,505	MediaAlpha Inc 'A'	Morgan Stanley	(451)
8,137	MediciNova Inc	HSBC	(1,465)
1,001	Medifast Inc	Barclays Bank	(10,921)
2,555	Medifast Inc	Goldman Sachs	(54,319)
539	Medifast Inc	HSBC	(6,382)
860	Medifast Inc	Morgan Stanley	(9,383)
(28,553)	MEDNAX Inc	Barclays Bank	57,963
(8,038)	MEDNAX Inc	Goldman Sachs	22,694
1,267	Medpace Holdings Inc	Barclays Bank	(16,382)
2,384	Medpace Holdings Inc	Goldman Sachs	(25,757)
2,205	Medpace Holdings Inc	Morgan Stanley	(28,511)
9,186	Medtronic Plc	Barclays Bank	(72,478)
7,140	Medtronic Plc	Goldman Sachs	(61,261)
(5,978)	MEI Pharma Inc	Bank of America Merrill Lynch	1,495
(7,597)	MEI Pharma Inc	Barclays Bank	(1,443)
(59,295)	MEI Pharma Inc	Goldman Sachs	14,824
(20,337)	MeiraGTX Holdings Plc	Barclays Bank	2,440
(5,593)	MeiraGTX Holdings Plc	Goldman Sachs	7,383
263	MercadoLibre Inc	Bank of America Merrill Lynch	(60,491)
86	MercadoLibre Inc	Goldman Sachs	(21,760)
62	MercadoLibre Inc	Morgan Stanley	(4,763)
23,108	Mercantile Bank Corp	Bank of America Merrill Lynch	(75,332)
638	Mercantile Bank Corp	Barclays Bank	(1,940)
20,957	Merchants Bancorp	HSBC	(39,399)
27,769	Merchants Bancorp	Morgan Stanley	(64,424)
(37,833)	Merck & Co Inc	Barclays Bank	283,747
2,880	Merck & Co Inc	Barclays Bank	(1,673)
(28,136)	Merck & Co Inc	Goldman Sachs	268,699
(1,240)	Mercury General Corp	Barclays Bank	1,296
(9,968)	Mercury General Corp	Goldman Sachs	5,444

保有高	銘柄	取引相手	未実現純評価益 /(損) (米ドル)
	米国(続き)		
(8,887)	Mercury General Corp	Morgan Stanley	2,311
20,256	Mercury Systems Inc	Barclays Bank	(11,343)
18,610	Mercury Systems Inc	Goldman Sachs	(48,758)
12,562	Mercury Systems Inc	HSBC	(26,631)
9,370	Mercury Systems Inc	Morgan Stanley	(5,247)
(2,556)	Meredith Corp	Goldman Sachs	(818)
(1,136)	Meredith Corp	HSBC	(44)
(1,919)	Meridian Bioscience Inc	Bank of America Merrill Lynch	(806)
(19,465)	Meridian Bioscience Inc	Barclays Bank	15,961
(21,633)	Meridian Bioscience Inc	Goldman Sachs	(9,086)
(1,046)	Meridian Bioscience Inc	HSBC	(2,144)
6,234	Meridian Corp	Bank of America Merrill Lynch	5,922
18,269	Meridian Corp	Barclays Bank	(44,394)
800	Meridian Corp	Goldman Sachs	760
14,407	Meridian Corp	HSBC	40,340
8,803	Meridian Corp	Morgan Stanley	(21,391)
(6,469)	MeridianLink Inc	Goldman Sachs	9,044
19,212	Merit Medical Systems Inc	Barclays Bank	(82,804)
17,371	Merit Medical Systems Inc	Goldman Sachs	(64,446)
3,907	Merit Medical Systems Inc	HSBC	(21,098)
13,809	Meritage Homes Corp	Barclays Bank	(40,322)
14,344	Meritage Homes Corp	Goldman Sachs	11,045
5,043	Meritage Homes Corp	HSBC	17,852
27,218	Meritor Inc	Bank of America Merrill Lynch	(31,573)
27,899	Meritor Inc	Barclays Bank	(70,863)
5,075	Meritor Inc	Goldman Sachs	(1,474)
3,464	Meritor Inc	HSBC	1,559
(2,187)	Mersana Therapeutics Inc	HSBC	6,211
(7,359)	Mersana Therapeutics Inc	Morgan Stanley	6,108
(6,149)	Mesa Air Group Inc	Barclays Bank	5,626
(15,002)	Mesa Air Group Inc	Morgan Stanley	13,727
(1,392)	Mesa Laboratories Inc	Barclays Bank	(2,923)
(2,621)	Mesa Laboratories Inc	Goldman Sachs	(17,456)
(657)	Mesa Laboratories Inc	HSBC	6,813
(15,619)	Meta Financial Group Inc	Barclays Bank	52,011
(43,954)	Meta Financial Group Inc	Morgan Stanley	146,367
(5,365)	Meta Materials Inc	HSBC	550
(557)	Meta Platforms Inc 'A'	Bank of America Merrill Lynch	6,879
(5,881)	Meta Platforms Inc 'A'	Barclays Bank	33,465
(4,973)	Meta Platforms Inc 'A'	Goldman Sachs	58,659
(4,948)	Meta Platforms Inc 'A'	HSBC	20,108
(477)	Meta Platforms Inc 'A'	Morgan Stanley	1,491
29,986	Metacrine Inc	Bank of America Merrill Lynch	750
11,710	Metacrine Inc	Barclays Bank	1,112
15,698	Metacrine Inc	Goldman Sachs	392

保有高	銘柄	取引相手	未実現純評価益 /(損) (米ドル)
	米国(続き)		
3,007	Metacrine Inc	HSBC	(105)
10,351	Metacrine Inc	Morgan Stanley	983
(5,802)	Method Electronics Inc	Barclays Bank	19,147
(22,601)	Method Electronics Inc	Goldman Sachs	54,016
(8,652)	Method Electronics Inc	HSBC	18,861
137,901	MetLife Inc	Barclays Bank	(501,960)
56,556	MetLife Inc	Goldman Sachs	(298,616)
34,174	MetLife Inc	HSBC	(166,427)
108,349	MetLife Inc	Morgan Stanley	(394,390)
(29,995)	Metrocity Bankshares Inc	Barclays Bank	42,893
(21,627)	Metrocity Bankshares Inc	Goldman Sachs	11,030
(7,490)	Metrocity Bankshares Inc	HSBC	(4,943)
(87,230)	MetroMile Inc	Barclays Bank	3,489
(11,216)	Metropolitan Bank Holding Corp	Goldman Sachs	61,852
(2,547)	Metropolitan Bank Holding Corp	HSBC	10,864
100	Mettler-Toledo International Inc	Bank of America Merrill Lynch	(909)
490	Mettler-Toledo International Inc	Barclays Bank	(8,487)
1,098	Mettler-Toledo International Inc	HSBC	(40,670)
(44,300)	MFA Financial Inc (REIT)	Bank of America Merrill Lynch	4,873
(327,635)	MFA Financial Inc (REIT)	Goldman Sachs	36,040
(9,037)	MGE Energy Inc	Barclays Bank	24,671
(969)	MGE Energy Inc	Goldman Sachs	5,048
(28,450)	MGE Energy Inc	HSBC	125,180
(41,068)	MGE Energy Inc	Morgan Stanley	112,116
(4,237)	MGIC Investment Corp	Bank of America Merrill Lynch	4,237
(48,363)	MGIC Investment Corp	Barclays Bank	40,141
(59,717)	MGIC Investment Corp	Goldman Sachs	46,117
(20,532)	MGIC Investment Corp	HSBC	15,848
(1,732)	MGIC Investment Corp	Morgan Stanley	1,438
(1,845)	MGM Growth Properties LLC 'A' (REIT)	Morgan Stanley	1,033
(7,628)	MGM Resorts International	Barclays Bank	31,199
(63,252)	MGM Resorts International	Goldman Sachs	339,663
(29,481)	MGM Resorts International	HSBC	238,502
(480)	MGP Ingredients Inc	HSBC	(2,808)
(375)	Michael Kors Holdings Ltd	Bank of America Merrill Lynch	1,729
3,986	Michael Kors Holdings Ltd	Barclays Bank	(18,216)
(3,834)	Michael Kors Holdings Ltd	Barclays Bank	17,521
6,198	Michael Kors Holdings Ltd	Goldman Sachs	(28,573)
1,855	Michael Kors Holdings Ltd	HSBC	(9,794)
(15,382)	Microchip Technology Inc	Barclays Bank	(44,608)
(10,075)	Microchip Technology Inc	HSBC	(14,307)
(39,648)	Microchip Technology Inc	Morgan Stanley	(114,979)
(1,162)	Micron Technology Inc	Bank of America Merrill Lynch	(461)
(5,796)	Micron Technology Inc	Barclays Bank	(15,948)
(20,534)	Micron Technology Inc	Goldman Sachs	(196,510)

未実現純評価益
/(損)
(米ドル)

保有高	銘柄	取引相手	未実現純評価益 /(損) (米ドル)
	米国(続き)		
(20,996)	Micron Technology Inc	HSBC	(228,208)
(15,169)	Micron Technology Inc	Morgan Stanley	(37,771)
(1,380)	Microsoft Corp	Barclays Bank	187
(591)	Microsoft Corp	HSBC	233
(3,320)	Microsoft Corp	Morgan Stanley	12,716
(77)	MicroStrategy Inc 'A'	Bank of America Merrill Lynch	6,422
(1,250)	MicroStrategy Inc 'A'	Barclays Bank	(26,976)
(7,828)	MicroVision Inc	Bank of America Merrill Lynch	15,108
(3,222)	MicroVision Inc	Barclays Bank	1,289
(15,681)	MicroVision Inc	Goldman Sachs	30,264
(15,035)	MicroVision Inc	HSBC	33,378
(2,570)	MicroVision Inc	Morgan Stanley	1,028
13,002	Mid Penn Bancorp Inc	Bank of America Merrill Lynch	13,912
17,990	Mid Penn Bancorp Inc	Barclays Bank	14,032
4,464	Mid Penn Bancorp Inc	Goldman Sachs	4,776
11,825	Mid Penn Bancorp Inc	HSBC	18,210
19,942	Mid Penn Bancorp Inc	Morgan Stanley	15,555
(1,615)	Mid-America Apartment Communities Inc (REIT)	Barclays Bank	(10,110)
(6,761)	Mid-America Apartment Communities Inc (REIT)	Goldman Sachs	(16,632)
(7,618)	Mid-America Apartment Communities Inc (REIT)	HSBC	(51,424)
(18,709)	Mid-America Apartment Communities Inc (REIT)	Morgan Stanley	(117,118)
(982)	Middleby Corp	Barclays Bank	5,170
(3,735)	Middleby Corp	Goldman Sachs	36,858
(1,228)	Middlefield Banc Corp	Bank of America Merrill Lynch	2,726
(402)	Middlefield Banc Corp	Barclays Bank	812
(629)	Middlesex Water Co	Barclays Bank	3,372
(575)	Middlesex Water Co	Goldman Sachs	144
(1,426)	Middlesex Water Co	HSBC	(2,592)
(9,522)	Middlesex Water Co	Morgan Stanley	55,989
22,494	Midland States Bancorp Inc	Bank of America Merrill Lynch	(38,465)
8,713	Midland States Bancorp Inc	Barclays Bank	(12,024)
13,156	Midland States Bancorp Inc	Goldman Sachs	(22,497)
15,894	Midland States Bancorp Inc	HSBC	(32,674)
7,555	Midland States Bancorp Inc	Morgan Stanley	(10,426)
1,003	Midwest Holding Inc	Barclays Bank	(20)
138	Midwest Holding Inc	Goldman Sachs	(1,271)
25,952	MidWestOne Financial Group Inc	Barclays Bank	(49,049)
12,695	MidWestOne Financial Group Inc	Goldman Sachs	(27,040)
1,393	MidWestOne Financial Group Inc	Morgan Stanley	(2,633)
(101,369)	Milestone Scientific Inc	Barclays Bank	23,315
(20,990)	Milestone Scientific Inc	Goldman Sachs	2,939
8,947	Miller Industries Inc	Barclays Bank	(24,185)
12,684	Miller Industries Inc	Goldman Sachs	(36,080)

保有高	銘柄	取引相手	未実現純評価益 /(損) (米ドル)
	米国(続き)		
17,278	Miller Industries Inc	HSBC	(46,934)
8,511	Miller Industries Inc	Morgan Stanley	(22,895)
(28,778)	MillerKnoll Inc	Barclays Bank	114,536
(4,273)	MillerKnoll Inc	Goldman Sachs	11,452
2,912	Mimecast Ltd	Barclays Bank	7,440
4,745	Mimecast Ltd	Goldman Sachs	(2,562)
(1,001)	Mimecast Ltd	HSBC	1,529
1,806	Mimecast Ltd	HSBC	5,707
1,502	Mimecast Ltd	Morgan Stanley	3,818
(45,763)	MiMedx Group Inc	Goldman Sachs	30,661
(12,553)	Minerals Technologies Inc	Barclays Bank	72,054
(9,985)	Minerals Technologies Inc	Goldman Sachs	98,737
(983)	Minerals Technologies Inc	HSBC	5,840
(34,078)	Minerals Technologies Inc	Morgan Stanley	195,608
(34,690)	Minerva Neurosciences Inc	HSBC	13,876
(9,178)	Minerva Neurosciences Inc	Morgan Stanley	1,010
51,209	Miragen Therapeutics Inc*	Goldman Sachs	(51)
1,884	Miragen Therapeutics Inc*	Morgan Stanley	-
(5,926)	Mirati Therapeutics Inc	Barclays Bank	12,030
(1,184)	Mirati Therapeutics Inc	Goldman Sachs	2,238
493	Mirati Therapeutics Inc	HSBC	706
(2,498)	Mirati Therapeutics Inc	Morgan Stanley	5,071
3,703	Mirum Pharmaceuticals Inc	Bank of America Merrill Lynch	(5,703)
30,714	Mirum Pharmaceuticals Inc	Barclays Bank	(2,764)
2,730	Mirum Pharmaceuticals Inc	HSBC	(5,760)
7,280	Mirum Pharmaceuticals Inc	Morgan Stanley	(655)
11,690	Mission Produce Inc	Goldman Sachs	(26,303)
(1,262)	Mister Car Wash Inc	HSBC	4,102
(2,089)	Mister Car Wash Inc	Morgan Stanley	1,525
35,814	Mistras Group Inc	Bank of America Merrill Lynch	(41,186)
7,157	Mistras Group Inc	Barclays Bank	(6,083)
3,615	Mistras Group Inc	HSBC	(4,591)
37,123	Mistras Group Inc	Morgan Stanley	(31,555)
3,732	Mitek Systems Inc	Goldman Sachs	(1,045)
2,860	Mitek Systems Inc	Morgan Stanley	(1,087)
1,656	MKS Instruments Inc	Goldman Sachs	(12,006)
499	Model N Inc	Bank of America Merrill Lynch	(2,610)
10,768	Model N Inc	Barclays Bank	(12,060)
8,517	Model N Inc	Goldman Sachs	(44,544)
3,963	Model N Inc	HSBC	(32,695)
10,044	Model N Inc	Morgan Stanley	(11,249)
(1,571)	Moderna Inc	Barclays Bank	(97,261)
(118)	Moderna Inc	Goldman Sachs	(12,582)
(1,013)	Moderna Inc	HSBC	(107,648)
(594)	Moderna Inc	Morgan Stanley	(35,052)

保有高	銘柄	取引相手	未実現純評価益 /(損) (米ドル)
	米国(続き)		
2,277	Modine Manufacturing Co	Barclays Bank	(3,142)
18,496	Modine Manufacturing Co	Goldman Sachs	(15,907)
(5,245)	ModivCare Inc	Bank of America Merrill Lynch	61,366
(3,608)	ModivCare Inc	Barclays Bank	24,318
(4,541)	ModivCare Inc	Goldman Sachs	53,130
(473)	ModivCare Inc	HSBC	9,484
(453)	ModivCare Inc	Morgan Stanley	3,053
(651)	Moelis & Co 'A'	Bank of America Merrill Lynch	2,465
(5,756)	Moelis & Co 'A'	Barclays Bank	15,169
7,742	Moelis & Co 'A'	Barclays Bank	(27,174)
(3,008)	Moelis & Co 'A'	Goldman Sachs	18,979
20,472	Moelis & Co 'A'	Goldman Sachs	(143,509)
(2,284)	Moelis & Co 'A'	HSBC	4,771
(9,650)	Mohawk Industries Inc	Barclays Bank	108,193
(151)	Mohawk Industries Inc	Goldman Sachs	909
(166)	Mohawk Industries Inc	HSBC	1,219
(2,303)	Mohawk Industries Inc	Morgan Stanley	25,978
6,708	Molecular Templates Inc	Bank of America Merrill Lynch	(8,318)
7,340	Molecular Templates Inc	Barclays Bank	(514)
21,559	Molecular Templates Inc	Goldman Sachs	(26,733)
10,169	Molecular Templates Inc	HSBC	(16,982)
15,387	Molecular Templates Inc	Morgan Stanley	(1,077)
5,528	Molson Coors Beverage Co 'B'	Bank of America Merrill Lynch	(12,829)
61,740	Molson Coors Beverage Co 'B'	Barclays Bank	(172,872)
67,251	Molson Coors Beverage Co 'B'	Goldman Sachs	(305,320)
32,879	Molson Coors Beverage Co 'B'	HSBC	(46,689)
26,053	Molson Coors Beverage Co 'B'	Morgan Stanley	(72,948)
12,117	Momentive Global Inc	Barclays Bank	(1,575)
9,926	Momentive Global Inc	Goldman Sachs	(16,557)
1,451	Momentive Global Inc	HSBC	447
1,819	Momentive Global Inc	Morgan Stanley	(236)
(9,346)	Monarch Casino & Resort Inc	Barclays Bank	45,141
(376)	Monarch Casino & Resort Inc	Goldman Sachs	1,666
(2,019)	Monarch Casino & Resort Inc	HSBC	7,188
(4,410)	Monarch Casino & Resort Inc	Morgan Stanley	21,300
(15,225)	Mondelez International Inc 'A'	Bank of America Merrill Lynch	42,174
(87,316)	Mondelez International Inc 'A'	Barclays Bank	77,712
(50,692)	Mondelez International Inc 'A'	Goldman Sachs	102,405
(57,434)	Mondelez International Inc 'A'	HSBC	103,381
(15,755)	Mondelez International Inc 'A'	Morgan Stanley	14,022
(37,250)	MoneyGram International Inc	Barclays Bank	(7,078)
(3,529)	MoneyGram International Inc	HSBC	(282)
21,499	Moneylion Inc	Barclays Bank	(3,010)
27,134	Moneylion Inc	Goldman Sachs	(37,988)
28,204	Moneylion Inc	HSBC	(42,831)

保有高	銘柄	取引相手	未実現純評価益 /(損) (米ドル)
	米国(続き)		
(583)	MongoDB Inc	Barclays Bank	(11,917)
(195)	MongoDB Inc	Goldman Sachs	4,988
(79,746)	Monmouth Real Estate Investment Corp (REIT)	Goldman Sachs	7,177
(2,765)	Monmouth Real Estate Investment Corp (REIT)	HSBC	664
(56,661)	Monmouth Real Estate Investment Corp (REIT)	Morgan Stanley	2,266
87	Monolithic Power Systems Inc	Barclays Bank	176
72	Monolithic Power Systems Inc	HSBC	(272)
940	Monolithic Power Systems Inc	Morgan Stanley	1,899
(7,765)	Monro Inc	Barclays Bank	37,505
(1,778)	Monro Inc	Goldman Sachs	12,979
(455)	Monro Inc	HSBC	2,794
(60,851)	Monster Beverage Corp	Barclays Bank	226,974
(22,179)	Monster Beverage Corp	Goldman Sachs	132,665
(2,869)	Monster Beverage Corp	HSBC	15,263
(67,081)	Monster Beverage Corp	Morgan Stanley	250,212
(46,088)	Montauk Renewables Inc	Barclays Bank	(25,809)
4,362	Monte Rosa Therapeutics Inc	Barclays Bank	(2,530)
(519)	Montrose Environmental Group Inc	Barclays Bank	1,318
(6,128)	Montrose Environmental Group Inc	Goldman Sachs	14,948
(1,235)	Montrose Environmental Group Inc	HSBC	1,359
680	Moody's Corp	Barclays Bank	9,126
1,244	Moody's Corp	Goldman Sachs	8,969
193	Moody's Corp	Morgan Stanley	2,590
23,428	Moog Inc 'A'	Barclays Bank	(125,106)
10,731	Moog Inc 'A'	Goldman Sachs	(109,671)
16,462	Moog Inc 'A'	Morgan Stanley	(87,907)
(171)	Morgan Group Holding Co	Bank of America Merrill Lynch	265
(47)	Morgan Group Holding Co	Barclays Bank	35
(9)	Morgan Group Holding Co	Goldman Sachs	14
(69)	Morgan Group Holding Co	HSBC	107
(50)	Morgan Group Holding Co	Morgan Stanley	38
530	Morgan Stanley	Barclays Bank	(2,136)
2,398	Morgan Stanley	HSBC	(10,658)
3,678	Morningstar Inc	Bank of America Merrill Lynch	(1,030)
1,686	Morningstar Inc	Goldman Sachs	(472)
133	Morningstar Inc	HSBC	334
(1,028)	Morphic Holding Inc	Bank of America Merrill Lynch	8,553
(4,233)	Morphic Holding Inc	Barclays Bank	16,466
(6,834)	Morphic Holding Inc	Goldman Sachs	56,859
(1,214)	Morphic Holding Inc	HSBC	17,858
253	Mosaic Co	Bank of America Merrill Lynch	(197)
30,007	Mosaic Co	Barclays Bank	(10,503)
47,736	Mosaic Co	Goldman Sachs	(87,357)
20,660	Mosaic Co	HSBC	(33,679)
14,527	Mosaic Co	Morgan Stanley	(5,084)

保有高	銘柄	取引相手	未実現純評価益 /(損) (米ドル)
	米国(続き)		
1,017	Motorcar Parts of America Inc	Goldman Sachs	(2,848)
1,140	Motorcar Parts of America Inc	HSBC	(2,907)
1,095	Motorcar Parts of America Inc	Morgan Stanley	(2,157)
3,088	Motorola Solutions Inc	Barclays Bank	5,821
573	Motorola Solutions Inc	HSBC	4,713
(8,962)	Motorsport Games Inc 'A'	Bank of America Merrill Lynch	13,443
(19,072)	Motorsport Games Inc 'A'	Goldman Sachs	28,608
3,164	Movado Group Inc	Barclays Bank	15,630
5,608	Movado Group Inc	Goldman Sachs	50,304
(23,410)	MP Materials Corp	Barclays Bank	(112,134)
(1,020)	MP Materials Corp	Morgan Stanley	(4,886)
(3,864)	Mr Cooper Group Inc	Barclays Bank	7,612
(10,108)	Mr Cooper Group Inc	Goldman Sachs	23,972
(1,417)	Mr Cooper Group Inc	HSBC	3,647
15,599	MRC Global Inc	Bank of America Merrill Lynch	(17,627)
19,686	MRC Global Inc	Barclays Bank	(17,127)
20,981	MRC Global Inc	Goldman Sachs	(23,709)
28,755	MRC Global Inc	HSBC	(57,798)
22,138	MRC Global Inc	Morgan Stanley	(19,260)
(2,034)	MSA Safety Inc	Barclays Bank	11,024
(1,365)	MSA Safety Inc	Goldman Sachs	8,477
(1,138)	MSA Safety Inc	HSBC	7,065
580	MSA Safety Inc	Morgan Stanley	(3,144)
(1,385)	MSA Safety Inc	Morgan Stanley	7,507
(797)	MSC Industrial Direct Co Inc 'A'	Bank of America Merrill Lynch	4,447
(22,674)	MSC Industrial Direct Co Inc 'A'	Barclays Bank	91,830
(1,031)	MSC Industrial Direct Co Inc 'A'	Goldman Sachs	5,753
(390)	MSC Industrial Direct Co Inc 'A'	HSBC	2,332
(283)	MSC Industrial Direct Co Inc 'A'	Morgan Stanley	1,146
757	MSCI Inc	Barclays Bank	6,435
297	MSCI Inc	Goldman Sachs	(334)
(4,342)	MSCI Inc	Morgan Stanley	(36,907)
131	MSCI Inc	Morgan Stanley	2,960
(2,763)	Mueller Industries Inc	Goldman Sachs	11,080
(40,035)	Mueller Industries Inc	Morgan Stanley	152,934
(52,194)	Mueller Water Products Inc 'A'	HSBC	4,285
51,412	Multiplan Corp	Goldman Sachs	2,422
20,815	Multiplan Corp	HSBC	3,122
(30,590)	Murphy Oil Corp	Barclays Bank	28,143
(15,342)	Murphy Oil Corp	Goldman Sachs	31,452
(18,727)	Murphy Oil Corp	HSBC	44,753
(295)	Murphy USA Inc	Bank of America Merrill Lynch	455
(5,322)	Murphy USA Inc	Barclays Bank	48,454
(2,716)	Murphy USA Inc	Goldman Sachs	15,116
(2,345)	Murphy USA Inc	HSBC	14,602

保有高	銘柄	取引相手	未実現純評価益 /(損) (米ドル)
	米国(続き)		
(2,039)	Murphy USA Inc	Morgan Stanley	20,082
69,887	Mustang Bio Inc	Barclays Bank	(5,940)
44,706	Mustang Bio Inc	Goldman Sachs	(12,741)
107,774	Mustang Bio Inc	HSBC	(39,338)
17,135	Mustang Bio Inc	Morgan Stanley	(1,456)
(774)	MVB Financial Corp	Barclays Bank	402
(6,232)	MVB Financial Corp	Goldman Sachs	(748)
(5,108)	MVB Financial Corp	Morgan Stanley	2,656
(32,667)	Myers Industries Inc	Bank of America Merrill Lynch	33,974
(60,462)	Myers Industries Inc	Barclays Bank	37,486
(44,439)	Myers Industries Inc	Goldman Sachs	46,217
(17,819)	Myers Industries Inc	HSBC	13,364
(17,203)	Myers Industries Inc	Morgan Stanley	10,666
6,225	MyMD Pharmaceuticals Inc	Barclays Bank	10,645
3,356	MyMD Pharmaceuticals Inc	HSBC	(4,195)
2,900	MyMD Pharmaceuticals Inc	Morgan Stanley	4,959
4,217	MYR Group Inc	Barclays Bank	(14,253)
4,753	MYR Group Inc	Goldman Sachs	4,143
1,135	MYR Group Inc	HSBC	1,441
4,295	MYR Group Inc	Morgan Stanley	(14,517)
4,562	Myriad Genetics Inc	Barclays Bank	274
1,808	Myriad Genetics Inc	Goldman Sachs	(3,652)
9,174	Myriad Genetics Inc	Morgan Stanley	550
(766)	N-Able Inc	Bank of America Merrill Lynch	1,095
(6,454)	N-Able Inc	Barclays Bank	(1,420)
(3,110)	N-Able Inc	Goldman Sachs	4,447
(15,345)	N-Able Inc	Morgan Stanley	(3,376)
(5,735)	Nabors Industries Ltd	Barclays Bank	23,399
(2,239)	Nabors Industries Ltd	Barclays Bank	313
(500)	NACCO Industries Inc 'A'	Bank of America Merrill Lynch	1,385
(1,348)	NACCO Industries Inc 'A'	Barclays Bank	1,281
3,278	NanoString Technologies Inc	Barclays Bank	(5,146)
1,553	NanoString Technologies Inc	Goldman Sachs	(8,355)
3,983	NanoString Technologies Inc	HSBC	(34,732)
6,384	NanoString Technologies Inc	Morgan Stanley	(10,023)
(15,301)	Napco Security Technologies Inc	Barclays Bank	63,040
(9,555)	Napco Security Technologies Inc	Goldman Sachs	17,772
(5,776)	Napco Security Technologies Inc	HSBC	13,458
(4,159)	Napco Security Technologies Inc	Morgan Stanley	17,135
(10,105)	Nasdaq Inc	Bank of America Merrill Lynch	23,292
(8,250)	Nasdaq Inc	Barclays Bank	2,186
(14,288)	Nasdaq Inc	Goldman Sachs	32,934
(3,164)	Nasdaq Inc	HSBC	11,725
432	Natera Inc	Barclays Bank	(1,849)
4,126	Natera Inc	Goldman Sachs	(86,894)

保有高	銘柄	取引相手	未実現純評価益 /(損) (米ドル)
	米国(続き)		
(1,143)	Natera Inc	HSBC	1,980
484	Natera Inc	HSBC	(634)
(898)	Nathan's Famous Inc	Bank of America Merrill Lynch	741
(10,359)	Nathan's Famous Inc	Barclays Bank	1,295
(272)	Nathan's Famous Inc	Goldman Sachs	224
(2,537)	Nathan's Famous Inc	Morgan Stanley	317
5,079	National Bank Holdings Corp 'A'	Goldman Sachs	(12,748)
10,583	National Bank Holdings Corp 'A'	HSBC	(24,129)
22,005	National Bank Holdings Corp 'A'	Morgan Stanley	(55,013)
(8,946)	National Bankshares Inc	Bank of America Merrill Lynch	24,288
(9,187)	National Bankshares Inc	Barclays Bank	15,296
(10,067)	National Bankshares Inc	Morgan Stanley	16,762
(3,900)	National Beverage Corp	Bank of America Merrill Lynch	37,596
(12,830)	National Beverage Corp	Barclays Bank	81,727
(3,731)	National Beverage Corp	Goldman Sachs	35,967
34,677	National CineMedia Inc	Barclays Bank	(15,605)
18,257	National CineMedia Inc	Goldman Sachs	(17,344)
6,089	National CineMedia Inc	Morgan Stanley	(2,740)
(28,676)	National Energy Services Reunited Corp	Barclays Bank	13,764
(9,591)	National Energy Services Reunited Corp	Goldman Sachs	12,660
(11,315)	National Fuel Gas Co	Bank of America Merrill Lynch	18,443
(55,464)	National Fuel Gas Co	Barclays Bank	55,231
(30,929)	National Fuel Gas Co	Goldman Sachs	48,406
(48,680)	National Fuel Gas Co	HSBC	24,582
(32,796)	National Fuel Gas Co	Morgan Stanley	28,861
(15,155)	National Health Investors Inc (REIT)	Bank of America Merrill Lynch	76,836
(20,524)	National Health Investors Inc (REIT)	Barclays Bank	71,424
(8,291)	National Health Investors Inc (REIT)	Goldman Sachs	42,035
(3,792)	National Health Investors Inc (REIT)	HSBC	7,698
(32,804)	National Health Investors Inc (REIT)	Morgan Stanley	114,158
(302)	National HealthCare Corp	Barclays Bank	1,924
(13,959)	National HealthCare Corp	Goldman Sachs	99,807
(8,072)	National HealthCare Corp	HSBC	60,298
(6,119)	National HealthCare Corp	Morgan Stanley	38,978
6,860	National Instruments Corp	Barclays Bank	(16,738)
530	National Instruments Corp	Goldman Sachs	(1,177)
1,540	National Instruments Corp	HSBC	(1,555)
44,531	National Instruments Corp	Morgan Stanley	(108,656)
(2,168)	National Presto Industries Inc	Bank of America Merrill Lynch	14,244
(599)	National Presto Industries Inc	Barclays Bank	3,091
(3,725)	National Presto Industries Inc	Goldman Sachs	24,473
(3,291)	National Presto Industries Inc	Morgan Stanley	16,982
7,387	National Research Corp	Morgan Stanley	(10,859)
10,402	National Retail Properties Inc (REIT)	Bank of America Merrill Lynch	(10,610)
525	National Retail Properties Inc (REIT)	Barclays Bank	(814)

保有高	銘柄	取引相手	未実現純評価益 /(損) (米ドル)
	米国(続き)		
1,701	National Retail Properties Inc (REIT)	Goldman Sachs	(1,735)
3,283	National Retail Properties Inc (REIT)	HSBC	(3,414)
7,766	National Retail Properties Inc (REIT)	Morgan Stanley	(12,037)
51,502	National Storage Affiliates Trust (REIT)	Barclays Bank	(9,785)
23,433	National Storage Affiliates Trust (REIT)	Goldman Sachs	(3,046)
525	National Storage Affiliates Trust (REIT)	HSBC	(263)
10,446	National Storage Affiliates Trust (REIT)	Morgan Stanley	(1,985)
19,869	National Vision Holdings Inc	Barclays Bank	(43,513)
35,166	National Vision Holdings Inc	Goldman Sachs	(57,321)
1,350	National Vision Holdings Inc	HSBC	(22,154)
(572)	National Western Life Group Inc 'A'	Bank of America Merrill Lynch	15,290
(3,115)	National Western Life Group Inc 'A'	Barclays Bank	83,451
(2,628)	National Western Life Group Inc 'A'	Goldman Sachs	70,246
(1,590)	National Western Life Group Inc 'A'	Morgan Stanley	42,596
35,132	Natural Gas Services Group Inc	Morgan Stanley	351
(9,012)	Natural Grocers by Vitamin Cottage Inc	Barclays Bank	11,535
19,911	Nature's Sunshine Products Inc	Bank of America Merrill Lynch	(20,110)
20,720	Nature's Sunshine Products Inc	Barclays Bank	(26,314)
11,746	Nature's Sunshine Products Inc	Goldman Sachs	(11,863)
1,012	Nature's Sunshine Products Inc	HSBC	(111)
19,046	Nature's Sunshine Products Inc	Morgan Stanley	(24,188)
31,661	Natus Medical Inc	Goldman Sachs	(82,319)
30,142	Nautilus Biotechnology Inc	Barclays Bank	(1,748)
15,447	Nautilus Biotechnology Inc	Goldman Sachs	(9,793)
18,464	Nautilus Biotechnology Inc	HSBC	(9,374)
11,654	Nautilus Biotechnology Inc	Morgan Stanley	(932)
(13,015)	Nautilus Inc	Barclays Bank	3,243
(9,172)	Nautilus Inc	Goldman Sachs	12,290
(7,590)	Nautilus Inc	HSBC	6,231
(20,609)	Navient Corp	Bank of America Merrill Lynch	7,625
(13,613)	Navient Corp	Barclays Bank	3,267
(23,438)	Navient Corp	Goldman Sachs	8,672
(34,883)	Navient Corp	HSBC	13,954
(28,230)	Navient Corp	Morgan Stanley	6,775
20,508	Navigator Holdings Ltd	Barclays Bank	(3,691)
7,447	Navigator Holdings Ltd	Goldman Sachs	(5,287)
5,924	Navitas Semiconductor Corp	Barclays Bank	4,265
4,739	Navitas Semiconductor Corp	Goldman Sachs	7,180
22,600	Navitas Semiconductor Corp	HSBC	59,990
1,852	Navitas Semiconductor Corp	Morgan Stanley	1,333
(325)	nCino Inc	Goldman Sachs	2,480
(3,032)	NCR Corp	Barclays Bank	4,730
(23,377)	NCR Corp	Goldman Sachs	67,794
(21,804)	NCR Corp	HSBC	77,821
(2,020)	NCR Corp	Morgan Stanley	3,151

保有高	銘柄	取引相手	未実現純評価益 /(損) (米ドル)
	米国(続き)		
1,847	Neenah Inc	Bank of America Merrill Lynch	(8,071)
4,564	Neenah Inc	Barclays Bank	(10,817)
2,927	Neenah Inc	Goldman Sachs	(12,791)
1,066	Neenah Inc	HSBC	(6,599)
5,034	Neenah Inc	Morgan Stanley	(11,931)
6,429	Nektar Therapeutics	Bank of America Merrill Lynch	(14,080)
10,441	Nektar Therapeutics	Barclays Bank	(3,863)
14,083	Nektar Therapeutics	Goldman Sachs	(30,842)
14,184	Nektar Therapeutics	HSBC	(49,644)
2,718	Nektar Therapeutics	Morgan Stanley	(1,006)
3,083	Nelnet Inc 'A'	Barclays Bank	(4,070)
9,436	Nelnet Inc 'A'	Goldman Sachs	(7,738)
(557)	NEOGAMES SA	Barclays Bank	3,570
(2,396)	NEOGAMES SA	Goldman Sachs	13,394
(1,614)	NEOGAMES SA	Morgan Stanley	10,346
(6,253)	Neogen Corp	Barclays Bank	22,136
(15,222)	Neogen Corp	Goldman Sachs	53,581
(11,839)	Neogen Corp	HSBC	54,696
(11,888)	NeoGenomics Inc	Barclays Bank	19,740
2,098	NeoGenomics Inc	Barclays Bank	(4,133)
(29,725)	NeoGenomics Inc	Goldman Sachs	128,075
(7,027)	NeoGenomics Inc	HSBC	45,193
(6,324)	Neoleukin Therapeutics Inc	Bank of America Merrill Lynch	7,779
(10,951)	Neoleukin Therapeutics Inc	Barclays Bank	(1,424)
(16,811)	Neoleukin Therapeutics Inc	Goldman Sachs	20,678
(3,007)	Neoleukin Therapeutics Inc	HSBC	6,074
(2,605)	Neoleukin Therapeutics Inc	Morgan Stanley	(339)
3,456	Nerdy Inc	Morgan Stanley	104
17,809	NetApp Inc	Barclays Bank	105,073
12,333	NetApp Inc	Goldman Sachs	36,654
10,128	NetApp Inc	HSBC	5,494
20,070	NetApp Inc	Morgan Stanley	118,413
(654)	Netflix Inc	Bank of America Merrill Lynch	4,055
(6,023)	Netflix Inc	Barclays Bank	(83,900)
(5,346)	Netflix Inc	Goldman Sachs	33,145
(6,849)	Netflix Inc	HSBC	(141,302)
(385)	Netflix Inc	Morgan Stanley	(5,363)
8,092	NETGEAR Inc	Barclays Bank	(12,866)
16,408	NETGEAR Inc	Goldman Sachs	(30,027)
1,213	NETGEAR Inc	HSBC	(480)
(15,205)	NetScout Systems Inc	Barclays Bank	12,164
(14,459)	NetScout Systems Inc	Goldman Sachs	28,612
(13,220)	NetScout Systems Inc	HSBC	41,361
(11,252)	NetScout Systems Inc	Morgan Stanley	9,002
(23,060)	NETSTREIT Corp (REIT)	Barclays Bank	30,209

保有高	銘柄	取引相手	未実現純評価益 /(損) (米ドル)
	米国(続き)		
(14,452)	NETSTREIT Corp (REIT)	Goldman Sachs	34,396
(37,849)	NeuBase Therapeutics Inc	Bank of America Merrill Lynch	16,654
(14,766)	NeuBase Therapeutics Inc	Barclays Bank	3,544
(1,130)	Neurocrine Biosciences Inc	Barclays Bank	1,390
525	Neurocrine Biosciences Inc	Barclays Bank	(646)
(4)	Neurocrine Biosciences Inc	Goldman Sachs	12
(205)	Neurocrine Biosciences Inc	HSBC	1,804
1,286	Neurocrine Biosciences Inc	HSBC	(2,683)
(13,273)	Neurocrine Biosciences Inc	Morgan Stanley	16,326
(7,855)	Neuronetics Inc	Bank of America Merrill Lynch	5,184
(257)	Neuronetics Inc	Barclays Bank	41
937	NeuroPace Inc	Bank of America Merrill Lynch	(2,160)
3,401	NeuroPace Inc	Barclays Bank	(4,234)
2,807	NeuroPace Inc	Goldman Sachs	(6,470)
2,074	NeuroPace Inc	Morgan Stanley	(2,582)
(13,203)	Nevro Corp	Barclays Bank	(34,196)
(14,923)	Nevro Corp	HSBC	143,703
(13,046)	New Fortress Energy Inc	Barclays Bank	6,284
(21,201)	New Fortress Energy Inc	Goldman Sachs	45,582
(2,260)	New Fortress Energy Inc	Morgan Stanley	1,492
(9,901)	New Jersey Resources Corp	Barclays Bank	18,911
(2,666)	New Relic Inc	Bank of America Merrill Lynch	20,549
(3,259)	New Relic Inc	Barclays Bank	(3,748)
(4,074)	New Relic Inc	Goldman Sachs	32,470
(1,321)	New Relic Inc	HSBC	(29,405)
(36,997)	New Residential Investment Corp (REIT)	Bank of America Merrill Lynch	19,288
(254,433)	New Residential Investment Corp (REIT)	Barclays Bank	83,963
(107,162)	New Residential Investment Corp (REIT)	Goldman Sachs	52,899
(59,070)	New Residential Investment Corp (REIT)	HSBC	22,915
(139,532)	New Residential Investment Corp (REIT)	Morgan Stanley	46,046
2,579	New York Community Bancorp Inc	Bank of America Merrill Lynch	(1,044)
160,509	New York Community Bancorp Inc	Barclays Bank	(73,031)
115,613	New York Community Bancorp Inc	Goldman Sachs	(46,823)
118,237	New York Community Bancorp Inc	Morgan Stanley	(53,798)
(89,375)	New York Mortgage Trust Inc (REIT)	Barclays Bank	12,513
(135,820)	New York Mortgage Trust Inc (REIT)	Goldman Sachs	55,686
(18,373)	New York Mortgage Trust Inc (REIT)	HSBC	5,902
(125,508)	New York Mortgage Trust Inc (REIT)	Morgan Stanley	17,571
(4,384)	New York Times Co 'A'	Bank of America Merrill Lynch	(4,852)
(3,705)	New York Times Co 'A'	Goldman Sachs	(3,987)
(1,215)	New York Times Co 'A'	HSBC	315
(47,560)	NewAge Inc	Bank of America Merrill Lynch	7,372
(20,900)	NewAge Inc	Barclays Bank	9,301
(17,107)	Newell Brands Inc	Barclays Bank	14,862
(21,453)	Newell Brands Inc	Goldman Sachs	40,332

保有高	銘柄	取引相手	未実現純評価益 /(損) (米ドル)
	米国(続き)		
(38,117)	Newell Brands Inc	HSBC	69,571
(22,116)	Newell Brands Inc	Morgan Stanley	21,010
(15,334)	Newmark Group Inc 'A'	Barclays Bank	17,787
(21,082)	Newmark Group Inc 'A'	Goldman Sachs	6,746
(29,352)	Newmark Group Inc 'A'	HSBC	(16,144)
(1,139)	NewMarket Corp	Bank of America Merrill Lynch	8,263
270	NewMarket Corp	Barclays Bank	(3,128)
284	NewMarket Corp	Goldman Sachs	(2,060)
1,027	NewMarket Corp	HSBC	(3,630)
94	NewMarket Corp	Morgan Stanley	(1,089)
(2,857)	Newmont Corp	Bank of America Merrill Lynch	(509)
(8,149)	Newmont Corp	Barclays Bank	(2,119)
(5,618)	Newmont Corp	Goldman Sachs	(1,679)
(3,445)	Newmont Corp	HSBC	4,710
(2,724)	Newmont Corp	Morgan Stanley	(708)
6,249	Newpark Resources Inc	Bank of America Merrill Lynch	(3,437)
14,792	Newpark Resources Inc	Barclays Bank	(148)
37,884	Newpark Resources Inc	HSBC	(31,065)
(10,784)	News Corp 'A'	Goldman Sachs	21,298
1,324	News Corp 'A'	Goldman Sachs	(517)
(40,162)	News Corp 'A'	Morgan Stanley	38,355
(36,718)	News Corp 'B'	Morgan Stanley	39,288
4,392	News Corp 'B'	Morgan Stanley	(3,041)
1,044	NexImmune Inc	Bank of America Merrill Lynch	(2,224)
968	NexImmune Inc	Barclays Bank	(1,297)
3,020	NexImmune Inc	HSBC	(11,718)
1,296	NexImmune Inc	Morgan Stanley	(1,737)
4,452	NexPoint Residential Trust Inc (REIT)	Barclays Bank	(4,363)
14,869	NexPoint Residential Trust Inc (REIT)	Goldman Sachs	(55,313)
1,988	NexPoint Residential Trust Inc (REIT)	HSBC	2,386
8,585	Nexstar Media Group Inc 'A'	Bank of America Merrill Lynch	(152,727)
10,374	Nexstar Media Group Inc 'A'	Barclays Bank	(122,724)
1,962	Nexstar Media Group Inc 'A'	Goldman Sachs	(34,904)
18,634	Nexstar Media Group Inc 'A'	HSBC	(288,818)
15,829	Nexstar Media Group Inc 'A'	Morgan Stanley	(187,257)
11,182	NextCure Inc	Bank of America Merrill Lynch	(1,901)
67,956	NextCure Inc	Barclays Bank	12,232
10,134	NextCure Inc	Goldman Sachs	(1,723)
18,397	NextCure Inc	HSBC	(39,921)
7,777	NextCure Inc	Morgan Stanley	1,400
(21,052)	NextDecade Corp	Barclays Bank	6,526
(5,060)	NextDecade Corp	Goldman Sachs	3,593
5,684	NextEra Energy Inc	Bank of America Merrill Lynch	7,255
3,311	NextEra Energy Inc	Barclays Bank	4,205
22,396	NextEra Energy Inc	Goldman Sachs	30,687

保有高	銘柄	取引相手	未実現純評価益 /(損) (米ドル)
	米国(続き)		
7,700	NextEra Energy Inc	HSBC	29,364
7,159	NextEra Energy Inc	Morgan Stanley	9,092
18,219	NextGen Healthcare Inc	Barclays Bank	(19,402)
42,547	NextGen Healthcare Inc	Goldman Sachs	(57,893)
4,643	NextGen Healthcare Inc	HSBC	(4,878)
13,982	NextGen Healthcare Inc	Morgan Stanley	(14,471)
(4,456)	NexTier Oilfield Solutions Inc	Goldman Sachs	2,406
5,018	NGM Biopharmaceuticals Inc	Bank of America Merrill Lynch	(12,344)
7,027	NGM Biopharmaceuticals Inc	Barclays Bank	(17,849)
9,850	NGM Biopharmaceuticals Inc	Goldman Sachs	(24,156)
3,026	NGM Biopharmaceuticals Inc	HSBC	(9,895)
5,251	NGM Biopharmaceuticals Inc	Morgan Stanley	(13,338)
8,897	NI Holdings Inc	Bank of America Merrill Lynch	(2,758)
11,120	NI Holdings Inc	Barclays Bank	1,112
17,241	NI Holdings Inc	Goldman Sachs	(5,345)
16,681	NI Holdings Inc	HSBC	(5,338)
6,252	NI Holdings Inc	Morgan Stanley	625
4,766	Nicolet Bankshares Inc	Barclays Bank	(12,916)
4,262	Nicolet Bankshares Inc	Goldman Sachs	(17,730)
1,007	Nicolet Bankshares Inc	HSBC	(5,408)
463	Nicolet Bankshares Inc	Morgan Stanley	(1,255)
(40,046)	Nielsen Holdings Plc	Barclays Bank	61,671
(113,746)	Nielsen Holdings Plc	Goldman Sachs	229,767
(4,741)	Nielsen Holdings Plc	HSBC	5,642
(47,781)	Nielsen Holdings Plc	Morgan Stanley	73,583
(9,616)	NIKE Inc 'B'	Barclays Bank	45,388
(3,782)	NIKE Inc 'B'	Goldman Sachs	(2,534)
1,922	NIKE Inc 'B'	Goldman Sachs	(3,112)
(12,368)	NIKE Inc 'B'	HSBC	28,817
(7,915)	Nikola Corp	Barclays Bank	4,116
(6,257)	Nikola Corp	Morgan Stanley	3,254
26,197	NiSource Inc	Bank of America Merrill Lynch	(16,504)
278,602	NiSource Inc	Barclays Bank	(156,017)
90,306	NiSource Inc	Goldman Sachs	(56,893)
141,365	NiSource Inc	Morgan Stanley	(79,164)
1,378	Nisshin Seifun Group Inc	HSBC	(10,886)
1,887	Nkarta Inc	Barclays Bank	(4,283)
1,974	Nkarta Inc	Goldman Sachs	(5,942)
1,062	Nkarta Inc	HSBC	(2,602)
1,175	Nkarta Inc	Morgan Stanley	(2,667)
(35,339)	NL Industries Inc	Bank of America Merrill Lynch	18,730
(2,310)	NL Industries Inc	Barclays Bank	347
(21,055)	NL Industries Inc	Goldman Sachs	11,159
(7,732)	nLight Inc	Barclays Bank	10,979
(6,751)	nLight Inc	Goldman Sachs	11,679

保有高	銘柄	取引相手	未実現純評価益 /(損) (米ドル)
	米国(続き)		
15,172	NMI Holdings Inc 'A'	Barclays Bank	(18,737)
9,208	NMI Holdings Inc 'A'	Goldman Sachs	(16,851)
5,683	NMI Holdings Inc 'A'	HSBC	(17,163)
(22,692)	NN Inc	Bank of America Merrill Lynch	32,223
(26,938)	NN Inc	Barclays Bank	26,130
(12,015)	NN Inc	Goldman Sachs	17,061
(8,618)	NN Inc	HSBC	11,807
(14,139)	NN Inc	Morgan Stanley	13,715
15,436	Noble Corp	Barclays Bank	(46,154)
20,694	Noodles & Co	Barclays Bank	(20,459)
2,110	Noodles & Co	Goldman Sachs	(3,038)
39,995	Nordic American Tankers Ltd	Morgan Stanley	1,200
(127)	Nordson Corp	Morgan Stanley	733
21,990	Nordstrom Inc	Bank of America Merrill Lynch	(236,594)
23,322	Nordstrom Inc	Barclays Bank	(238,584)
39,543	Nordstrom Inc	Goldman Sachs	(440,113)
35,684	Nordstrom Inc	HSBC	(326,735)
10,791	Nordstrom Inc	Morgan Stanley	(18,041)
(541)	Norfolk Southern Corp	Barclays Bank	5,123
(4,370)	Norfolk Southern Corp	Goldman Sachs	34,130
(9,087)	Norfolk Southern Corp	HSBC	94,101
(4,689)	Northeast Bank	Bank of America Merrill Lynch	8,206
(4,984)	Northeast Bank	HSBC	11,314
1,563	Northern Technologies International Corp	Goldman Sachs	(2,884)
7,229	Northern Technologies International Corp	Morgan Stanley	(3,361)
(2,132)	Northern Trust Corp	Barclays Bank	12,515
(7,396)	Northern Trust Corp	Goldman Sachs	58,428
(3,753)	Northern Trust Corp	HSBC	22,593
(126,582)	Northfield Bancorp Inc	Bank of America Merrill Lynch	165,822
(30,035)	Northfield Bancorp Inc	Barclays Bank	36,643
(40,622)	Northfield Bancorp Inc	Goldman Sachs	53,215
(12,235)	Northfield Bancorp Inc	HSBC	20,065
(13,691)	Northfield Bancorp Inc	Morgan Stanley	16,703
25,641	Northrim BanCorp Inc	Barclays Bank	(85,897)
16,932	Northrim BanCorp Inc	Goldman Sachs	(72,808)
8,995	Northrim BanCorp Inc	HSBC	(32,652)
(56,510)	Northwest Bancshares Inc	Barclays Bank	48,599
(67,754)	Northwest Bancshares Inc	Goldman Sachs	76,562
(8,049)	Northwest Natural Holding Co	Barclays Bank	17,708
(15,711)	Northwest Pipe Co	Barclays Bank	28,751
(5,425)	Northwest Pipe Co	Goldman Sachs	(109)
2,852	NorthWestern Corp	Bank of America Merrill Lynch	(9,041)
43,886	NorthWestern Corp	Barclays Bank	(46,081)
28,526	NorthWestern Corp	Goldman Sachs	(90,428)
23,644	NorthWestern Corp	HSBC	(31,210)

保有高	銘柄	取引相手	未実現純評価益 /(損) (米ドル)
	米国(続き)		
69,806	NorthWestern Corp	Morgan Stanley	(73,296)
(21,131)	NortonLifeLock Inc	Barclays Bank	(8,241)
(30,739)	NortonLifeLock Inc	Goldman Sachs	222
(20,595)	NortonLifeLock Inc	HSBC	15,446
6,187	Norwegian Cruise Line Holdings Ltd	Barclays Bank	(21,160)
(8,790)	Norwegian Cruise Line Holdings Ltd	Goldman Sachs	52,125
6,337	Norwegian Cruise Line Holdings Ltd	HSBC	(41,712)
(2,074)	Norwood Financial Corp	Barclays Bank	477
(758)	Norwood Financial Corp	HSBC	493
(860)	Norwood Financial Corp	Morgan Stanley	198
(17,270)	NOV Inc	Barclays Bank	(691)
55,481	NOV Inc	Goldman Sachs	(69,351)
(11,969)	NOV Inc	Goldman Sachs	14,961
(77,800)	NOV Inc	HSBC	214,728
61,826	Novagold Resources Inc	Barclays Bank	(26,585)
64,653	Novagold Resources Inc	Goldman Sachs	(58,501)
(9,612)	Novanta Inc	Barclays Bank	50,367
(1,465)	Novanta Inc	Goldman Sachs	7,609
(545)	Novanta Inc	HSBC	2,885
(109)	Novavax Inc	Barclays Bank	1,057
(2,900)	Novavax Inc	Goldman Sachs	(74,936)
(89)	Novavax Inc	HSBC	(2,249)
(466)	Novavax Inc	Morgan Stanley	4,520
(5,475)	Novocure Ltd	Barclays Bank	(20,805)
(1,197)	Novocure Ltd	Goldman Sachs	13,897
(1,196)	Novocure Ltd	HSBC	7,906
(26,292)	Novume Solutions Inc	Bank of America Merrill Lynch	103,590
(17,161)	Novume Solutions Inc	Barclays Bank	3,432
(226)	Novume Solutions Inc	Morgan Stanley	45
(25,597)	NOW Inc	Barclays Bank	22,013
(12,455)	NRG Energy Inc	Bank of America Merrill Lynch	6,134
(5,675)	NRG Energy Inc	Barclays Bank	2,213
(13,961)	NRG Energy Inc	Goldman Sachs	7,066
(10,700)	NRG Energy Inc	HSBC	(5,564)
(46,102)	NRG Energy Inc	Morgan Stanley	17,980
12,848	Nu Skin Enterprises Inc 'A'	Barclays Bank	(39,700)
12,740	Nu Skin Enterprises Inc 'A'	Goldman Sachs	(35,545)
(2,590)	Nucor Corp	Barclays Bank	21,782
(7,651)	Nucor Corp	Goldman Sachs	(9,947)
(3,518)	Nucor Corp	HSBC	17,520
(38,248)	Nucor Corp	Morgan Stanley	321,666
(3,169)	Nurix Therapeutics Inc	Barclays Bank	5,799
(5,889)	Nurix Therapeutics Inc	Goldman Sachs	27,678
2,217	Nutanix Inc 'A'	Barclays Bank	5,254
14,632	Nutanix Inc 'A'	Goldman Sachs	25,301

保有高	銘柄	取引相手	未実現純評価益 /(損) (米ドル)
	米国(続き)		
8,696	Nutanix Inc 'A'	HSBC	1,723
1,036	Nutanix Inc 'A'	Morgan Stanley	2,455
(9,539)	NuVasive Inc	Barclays Bank	65,247
(2,515)	NuVasive Inc	HSBC	23,619
15,183	Nuvation Bio Inc	Barclays Bank	(8,502)
4,845	Nuvation Bio Inc	Morgan Stanley	(2,713)
2,098	Nuvve Holding Corp	Bank of America Merrill Lynch	(420)
7,285	Nuvve Holding Corp	Barclays Bank	(9,762)
4,756	Nuvve Holding Corp	Goldman Sachs	(951)
2,504	Nuvve Holding Corp	HSBC	(3,155)
6,079	Nuvve Holding Corp	Morgan Stanley	(8,146)
(1,064)	NV5 Global Inc	Barclays Bank	(15,774)
(2,452)	NV5 Global Inc	Goldman Sachs	(47,704)
(1,909)	NV5 Global Inc	Morgan Stanley	(28,301)
(1,318)	NVE Corp	Bank of America Merrill Lynch	4,587
(13,725)	NVE Corp	Barclays Bank	61,625
(8,143)	NVE Corp	Goldman Sachs	28,338
(1,851)	NVE Corp	HSBC	2,739
(452)	NVE Corp	Morgan Stanley	2,029
44,831	nVent Electric Plc	Barclays Bank	(70,833)
25,898	nVent Electric Plc	Goldman Sachs	(47,393)
27,704	nVent Electric Plc	HSBC	(47,097)
27,806	nVent Electric Plc	Morgan Stanley	(43,933)
2,447	NVIDIA Corp	Barclays Bank	23,154
2,648	NVIDIA Corp	Goldman Sachs	86,404
50	NVR Inc	Bank of America Merrill Lynch	(639)
30	NVR Inc	Goldman Sachs	(383)
(473)	NVR Inc	Morgan Stanley	(25,722)
4	NVR Inc	Morgan Stanley	218
773	NXP Semiconductors NV	HSBC	3,771
18,398	Nymox Pharmaceutical Corp	Bank of America Merrill Lynch	(1,656)
21,901	Nymox Pharmaceutical Corp	Goldman Sachs	(1,971)
50,506	Nymox Pharmaceutical Corp	Morgan Stanley	2,525
(3,860)	Oak Street Health Inc	Bank of America Merrill Lynch	17,984
(7,580)	Oak Street Health Inc	Barclays Bank	10,460
(8,512)	Oak Street Health Inc	Goldman Sachs	58,536
(2,262)	Oak Street Health Inc	HSBC	33,184
1,487	Oak Valley Bancorp	Bank of America Merrill Lynch	(1,457)
6,482	Oak Valley Bancorp	Barclays Bank	(1,556)
10,299	Oak Valley Bancorp	Goldman Sachs	(10,093)
7,211	Oak Valley Bancorp	HSBC	(6,057)
7,856	Oak Valley Bancorp	Morgan Stanley	(1,885)
(642)	Occidental Petroleum Corp	Bank of America Merrill Lynch	783
998	Occidental Petroleum Corp	Bank of America Merrill Lynch	(1,218)
3,873	Occidental Petroleum Corp	Bank of America Merrill Lynch	(8,852)

保有高	銘柄	取引相手	未実現純評価益 /(損) (米ドル)
	米国(続き)		
(2,828)	Occidental Petroleum Corp	Barclays Bank	1,159
2,765	Occidental Petroleum Corp	Barclays Bank	(1,560)
2,233	Occidental Petroleum Corp	Goldman Sachs	(1,462)
(3,362)	Occidental Petroleum Corp	HSBC	9,044
2,916	Occidental Petroleum Corp	HSBC	(7,844)
(1,729)	Occidental Petroleum Corp	Morgan Stanley	225
7,017	Occidental Petroleum Corp	Morgan Stanley	(4,241)
290	Ocean Bio-Chem Inc	Bank of America Merrill Lynch	(447)
589	Ocean Bio-Chem Inc	Barclays Bank	(112)
16,743	Oceaneering International Inc	Barclays Bank	(13,897)
48,910	Oceaneering International Inc	Goldman Sachs	(106,052)
22,300	Oceaneering International Inc	HSBC	(61,981)
22,091	Oceaneering International Inc	Morgan Stanley	(19,464)
80,144	OceanFirst Financial Corp	Barclays Bank	(86,556)
38,184	OceanFirst Financial Corp	HSBC	(46,966)
59,406	OceanFirst Financial Corp	Morgan Stanley	(64,158)
(680)	Oconee Federal Financial Corp	Barclays Bank	258
(7,779)	Ocugen Inc	Goldman Sachs	13,924
(4,387)	Ocugen Inc	HSBC	13,687
(3,634)	Ocular Therapeutix Inc	Barclays Bank	(109)
(13,317)	Ocular Therapeutix Inc	Goldman Sachs	7,058
(2,980)	Ocular Therapeutix Inc	HSBC	1,639
519	Ocwen Financial Corp	Bank of America Merrill Lynch	(1,510)
4,508	Ocwen Financial Corp	Barclays Bank	(7,754)
3,363	Ocwen Financial Corp	Goldman Sachs	(9,786)
4,691	Odonate Therapeutics Inc	Bank of America Merrill Lynch	(7,670)
6,022	Odonate Therapeutics Inc	Barclays Bank	994
7,738	Odonate Therapeutics Inc	Goldman Sachs	(12,652)
(6,116)	ODP Corp	Barclays Bank	11,498
(9,998)	ODP Corp	Goldman Sachs	19,396
(937)	ODP Corp	HSBC	1,629
33,379	Office Properties Income Trust (REIT)	Barclays Bank	(58,413)
37,202	Office Properties Income Trust (REIT)	Goldman Sachs	(147,320)
3,168	Office Properties Income Trust (REIT)	HSBC	(11,215)
2,295	Office Properties Income Trust (REIT)	Morgan Stanley	(4,016)
(780)	OFG Bancorp	Barclays Bank	2,570
6,712	OGE Energy Corp	Bank of America Merrill Lynch	(1,477)
85,791	OGE Energy Corp	Barclays Bank	(60,054)
76,053	OGE Energy Corp	Goldman Sachs	(16,731)
5,053	OGE Energy Corp	HSBC	1,670
167,673	OGE Energy Corp	Morgan Stanley	(117,372)
(1,627)	Ohio Valley Banc Corp	Bank of America Merrill Lynch	3,173
(1,071)	Ohio Valley Banc Corp	Morgan Stanley	(150)
(7,993)	O-I Glass Inc	Barclays Bank	3,837
(21,390)	O-I Glass Inc	Goldman Sachs	27,165

保有高	銘柄	取引相手	未実現純評価益 /(損) (米ドル)
	米国(続き)		
(1,272)	O-I Glass Inc	HSBC	2,264
(52,310)	O-I Glass Inc	Morgan Stanley	25,109
15,189	Oil States International Inc	Barclays Bank	(1,671)
13,190	Oil States International Inc	Goldman Sachs	(5,130)
26,233	Oil States International Inc	HSBC	(41,835)
(1,289)	Oil-Dri Corp of America	Barclays Bank	812
(6,227)	Oil-Dri Corp of America	Goldman Sachs	6,601
(1,475)	Oil-Dri Corp of America	HSBC	3,407
(3,355)	Oil-Dri Corp of America	Morgan Stanley	2,114
3,866	Okta Inc	Bank of America Merrill Lynch	(85,997)
7,707	Okta Inc	Barclays Bank	(9,784)
5,264	Okta Inc	Goldman Sachs	(193,662)
3,444	Okta Inc	HSBC	(35,198)
2,727	Okta Inc	Morgan Stanley	(8,290)
(5,219)	Olaplex Holdings Inc	Barclays Bank	(4,541)
(2,201)	Olaplex Holdings Inc	Goldman Sachs	(180)
(8,870)	Olaplex Holdings Inc	HSBC	8,529
(6,501)	Olaplex Holdings Inc	Morgan Stanley	(5,656)
8,770	Old Dominion Freight Line Inc	Barclays Bank	7,367
4,650	Old Dominion Freight Line Inc	Goldman Sachs	(10,396)
3,237	Old Dominion Freight Line Inc	HSBC	14,764
215	Old Dominion Freight Line Inc	Morgan Stanley	181
(71,312)	Old Republic International Corp	Barclays Bank	101,976
(30,130)	Old Republic International Corp	Goldman Sachs	42,182
(1,387)	Old Republic International Corp	HSBC	1,678
28,432	Old Second Bancorp Inc	Bank of America Merrill Lynch	(38,099)
36,685	Old Second Bancorp Inc	Barclays Bank	(39,620)
22,825	Old Second Bancorp Inc	Goldman Sachs	(30,586)
13,014	Old Second Bancorp Inc	HSBC	(21,343)
52,884	Old Second Bancorp Inc	Morgan Stanley	(57,115)
3,827	Olema Pharmaceuticals Inc	Barclays Bank	(45,962)
5,830	Olema Pharmaceuticals Inc	Goldman Sachs	(92,113)
1,662	Olema Pharmaceuticals Inc	HSBC	(30,099)
6,820	Olema Pharmaceuticals Inc	Morgan Stanley	(81,639)
(4,478)	Olin Corp	Goldman Sachs	30,943
(12,555)	Olin Corp	HSBC	49,341
2,342	Ollie's Bargain Outlet Holdings Inc	Bank of America Merrill Lynch	(8,642)
2,129	Ollie's Bargain Outlet Holdings Inc	Barclays Bank	(8,189)
3,780	Ollie's Bargain Outlet Holdings Inc	HSBC	(17,425)
3,731	Olympic Steel Inc	Bank of America Merrill Lynch	(13,655)
6,468	Olympic Steel Inc	Barclays Bank	(16,752)
9,614	Olympic Steel Inc	Goldman Sachs	(35,187)
204	Olympic Steel Inc	HSBC	(1,316)
12,071	Olympic Steel Inc	Morgan Stanley	(31,264)
342	Omega Flex Inc	Morgan Stanley	(3,960)

保有高	銘柄	取引相手	未実現純評価益 /(損) (米ドル)
	米国(続き)		
(28,376)	Omega Healthcare Investors Inc (REIT)	Bank of America Merrill Lynch	35,867
(8,669)	Omega Healthcare Investors Inc (REIT)	Barclays Bank	11,443
(47,002)	Omega Healthcare Investors Inc (REIT)	Goldman Sachs	48,888
(21,336)	Omega Healthcare Investors Inc (REIT)	HSBC	25,920
(22,696)	Omega Healthcare Investors Inc (REIT)	Morgan Stanley	29,959
13,377	Omega Therapeutics Inc	Barclays Bank	(35,048)
2,756	Omega Therapeutics Inc	Goldman Sachs	(9,067)
3,298	Omega Therapeutics Inc	HSBC	(18,106)
(31,721)	Omeros Corp	Barclays Bank	18,715
52	Omicell Inc	Bank of America Merrill Lynch	(152)
9,687	Omicell Inc	Barclays Bank	(63,547)
(754)	Omicell Inc	Goldman Sachs	925
4,431	Omicell Inc	Goldman Sachs	(12,983)
(869)	Omicell Inc	HSBC	2,493
1,193	Omicell Inc	HSBC	(3,710)
1,131	Omicell Inc	Morgan Stanley	(7,419)
10,201	Omnicom Group Inc	Goldman Sachs	(21,014)
48,294	Omnicom Group Inc	HSBC	(100,187)
784	Omnicom Group Inc	Morgan Stanley	(886)
(5,595)	ON Semiconductor Corp	Barclays Bank	(10,910)
(24,147)	ON Semiconductor Corp	Goldman Sachs	(107,695)
(14,382)	ON Semiconductor Corp	HSBC	(71,047)
3,971	ON24 Inc	Barclays Bank	1,271
19,649	ON24 Inc	HSBC	(15,406)
1,300	ON24 Inc	Morgan Stanley	416
(3,754)	Oncocyte Corp	Goldman Sachs	2,515
(14,620)	Oncocyte Corp	HSBC	8,655
(32,664)	Oncocyte Corp	Morgan Stanley	9,473
216	Oncorus Inc	Bank of America Merrill Lynch	(45)
9,268	Oncorus Inc	Barclays Bank	(1,205)
11,874	Oncorus Inc	Goldman Sachs	(2,494)
3,206	Oncorus Inc	Morgan Stanley	(417)
5,848	Oncternal Therapeutics Inc	Bank of America Merrill Lynch	(5,146)
3,627	Oncternal Therapeutics Inc	Barclays Bank	73
3,484	Oncternal Therapeutics Inc	Goldman Sachs	(3,066)
7,969	Oncternal Therapeutics Inc	HSBC	(11,236)
(2,174)	Ondas Holdings Inc	Bank of America Merrill Lynch	6,957
(27,532)	Ondas Holdings Inc	Barclays Bank	13,766
9,945	ONE Gas Inc	Barclays Bank	(27,556)
23,080	ONE Gas Inc	Goldman Sachs	(77,875)
8,164	ONE Gas Inc	HSBC	(21,492)
909	ONE Gas Inc	Morgan Stanley	(2,454)
4,217	ONE Group Hospitality Inc	Bank of America Merrill Lynch	(8,139)
2,284	ONE Group Hospitality Inc	Barclays Bank	(2,604)
11,602	ONE Group Hospitality Inc	Morgan Stanley	(13,226)

保有高	銘柄	取引相手	未実現純評価益 /(損) (米ドル)
	米国(続き)		
(43,673)	One Liberty Properties Inc (REIT)	Barclays Bank	65,946
(40,472)	One Liberty Properties Inc (REIT)	Goldman Sachs	72,492
(5,591)	One Liberty Properties Inc (REIT)	HSBC	4,108
836	OneMain Holdings Inc	Bank of America Merrill Lynch	746
10,076	OneMain Holdings Inc	Barclays Bank	5,844
3,050	OneMain Holdings Inc	HSBC	(9,669)
2,163	OneMain Holdings Inc	Morgan Stanley	1,255
2,146	ONEOK Inc	Bank of America Merrill Lynch	(4,743)
(17,152)	ONEOK Inc	Barclays Bank	13,550
4,093	ONEOK Inc	Barclays Bank	(3,233)
3,850	ONEOK Inc	Goldman Sachs	(8,509)
(3,969)	ONEOK Inc	HSBC	14,804
(24,892)	OneSpan Inc	Barclays Bank	21,905
(43,568)	OneSpan Inc	Goldman Sachs	99,335
(6,437)	OneSpan Inc	HSBC	25,941
(22,540)	OneSpan Inc	Morgan Stanley	19,835
(4,721)	OneSpaWorld Holdings Ltd	Barclays Bank	8,498
(14,457)	OneSpaWorld Holdings Ltd	Goldman Sachs	41,781
(11,247)	OneSpaWorld Holdings Ltd	HSBC	29,692
(3,959)	OneSpaWorld Holdings Ltd	Morgan Stanley	7,126
(1,168)	OneWater Marine Inc 'A'	Bank of America Merrill Lynch	82
(12,729)	OneWater Marine Inc 'A'	Barclays Bank	67,405
(530)	OneWater Marine Inc 'A'	HSBC	2,078
(606)	OneWater Marine Inc 'A'	Morgan Stanley	3,254
20,345	Onto Innovation Inc	Barclays Bank	113,932
(9,357)	Ontrak Inc	Bank of America Merrill Lynch	13,287
(12,243)	Ontrak Inc	Barclays Bank	(245)
18,647	Ooma Inc	Bank of America Merrill Lynch	(58,925)
18,393	Ooma Inc	Barclays Bank	(36,602)
12,173	Ooma Inc	Goldman Sachs	(38,467)
11,750	Ooma Inc	Morgan Stanley	(23,383)
8,722	OP Bancorp	Bank of America Merrill Lynch	7,763
23,439	OP Bancorp	Goldman Sachs	20,861
26,830	OP Bancorp	Morgan Stanley	9,659
(8,031)	Open Lending Corp 'A'	Barclays Bank	14,220
(6,991)	Open Lending Corp 'A'	HSBC	10,749
(1,717)	Open Lending Corp 'A'	Morgan Stanley	5,494
8,495	Open Lending Corp 'A'	Morgan Stanley	(27,184)
(173)	Opendoor Technologies Inc	Bank of America Merrill Lynch	930
(36,436)	Opendoor Technologies Inc	Barclays Bank	62,478
(7,808)	Opendoor Technologies Inc	Goldman Sachs	48,175
(5,223)	Opendoor Technologies Inc	HSBC	29,959
13,313	OPKO Health Inc	HSBC	(932)
37,791	OPKO Health Inc	Morgan Stanley	(6,424)
2,753	Oportun Financial Corp	Barclays Bank	(6,414)

保有高	銘柄	取引相手	未実現純評価益 /(損) (米ドル)
	米国(続き)		
14,334	Opportun Financial Corp	Goldman Sachs	(60,243)
3,047	Opportun Financial Corp	HSBC	(10,813)
1,976	Opportun Financial Corp	Morgan Stanley	(4,604)
(9,320)	Oppenheimer Holdings Inc 'A'	Barclays Bank	32,382
(2,547)	Oppenheimer Holdings Inc 'A'	Goldman Sachs	5,807
(5,350)	Oppenheimer Holdings Inc 'A'	HSBC	16,952
6,366	OppFi Inc	Barclays Bank	(1,719)
(1,046)	OptimizeRx Corp	Barclays Bank	2,052
(1,129)	OptimizeRx Corp	Goldman Sachs	4,845
(13,315)	OptimizeRx Corp	Morgan Stanley	45,937
27,224	Optinose Inc	Bank of America Merrill Lynch	(22,596)
67,220	Optinose Inc	Barclays Bank	672
27,036	Optinose Inc	Goldman Sachs	(22,440)
37,328	Optinose Inc	HSBC	(40,314)
41,828	Optinose Inc	Morgan Stanley	418
2,333	Option Care Health Inc	Barclays Bank	(5,798)
411	Option Care Health Inc	HSBC	(853)
4,106	Option Care Health Inc	Morgan Stanley	(10,203)
(26,817)	Oracle Corp	Barclays Bank	46,662
(7,039)	Oracle Corp	Goldman Sachs	7,407
(12,457)	Oracle Corp	HSBC	27,734
(32,762)	Oracle Corp	Morgan Stanley	57,006
4,892	Oramed Pharmaceuticals Inc	Barclays Bank	(1,565)
2,804	Oramed Pharmaceuticals Inc	Morgan Stanley	(897)
11,010	OraSure Technologies Inc	Goldman Sachs	(3,743)
(5,383)	Orbital Energy Group Inc	Goldman Sachs	269
(76,781)	Orchid Island Capital Inc (REIT)	Barclays Bank	9,982
(109,511)	Orchid Island Capital Inc (REIT)	HSBC	35,044
(30,355)	Orchid Island Capital Inc (REIT)	Morgan Stanley	3,946
108	O'Reilly Automotive Inc	Goldman Sachs	(448)
(34,786)	Organogenesis Holdings Inc	Barclays Bank	6,609
(6,050)	Organon & Co	Bank of America Merrill Lynch	6,975
(18,443)	Organon & Co	Barclays Bank	20,088
(8,620)	Organon & Co	Goldman Sachs	2,770
(5,660)	Organon & Co	HSBC	8,319
(6,165)	Organon & Co	Morgan Stanley	3,893
3,306	Orgenesis Inc	Bank of America Merrill Lynch	(3,141)
7,279	Orgenesis Inc	Barclays Bank	(2,111)
7,034	Orgenesis Inc	Goldman Sachs	(6,682)
6,913	Orgenesis Inc	Morgan Stanley	(2,005)
(13,802)	ORIC Pharmaceuticals Inc	Barclays Bank	29,950
(11,856)	ORIC Pharmaceuticals Inc	Goldman Sachs	47,780
1,837	Origin Bancorp Inc	Bank of America Merrill Lynch	(7,366)
20,593	Origin Bancorp Inc	Barclays Bank	(82,308)
17,015	Origin Bancorp Inc	Goldman Sachs	(68,230)

保有高	銘柄	取引相手	未実現純評価益 /(損) (米ドル)
	米国(続き)		
12,401	Origin Bancorp Inc	HSBC	(51,552)
3,706	Origin Bancorp Inc	Morgan Stanley	(14,787)
118,552	Origin Materials Inc	Barclays Bank	2,371
13,782	Origin Materials Inc	HSBC	(8,269)
1,409	Origin Materials Inc	Morgan Stanley	28
(9,331)	Orion Energy Systems Inc	Barclays Bank	(1,866)
10,990	Orion Engineered Carbons SA	Goldman Sachs	(24,398)
(1,570)	Orion Office Inc (REIT)	Bank of America Merrill Lynch	5,511
(2,967)	Orion Office Inc (REIT)	Barclays Bank	2,077
49	Orion Office Inc (REIT)	Goldman Sachs	(172)
(222)	Orion Office Inc (REIT)	HSBC	(3,949)
(114)	Orion Office Inc (REIT)	Morgan Stanley	80
1,094	Ormat Technologies Inc	Bank of America Merrill Lynch	(529)
(13,235)	Ormat Technologies Inc	Barclays Bank	68,690
(7,349)	Ormat Technologies Inc	Goldman Sachs	21,827
(3,581)	Ormat Technologies Inc	HSBC	5,944
6,095	Orrstown Financial Services Inc	Barclays Bank	(2,194)
49	Ortho Clinical Diagnostics Holdings Plc	Bank of America Merrill Lynch	(51)
14,917	Ortho Clinical Diagnostics Holdings Plc	Barclays Bank	(17,602)
10,898	Ortho Clinical Diagnostics Holdings Plc	Goldman Sachs	(10,913)
18,719	Ortho Clinical Diagnostics Holdings Plc	HSBC	(14,719)
26,090	Ortho Clinical Diagnostics Holdings Plc	Morgan Stanley	(30,786)
5,466	Orthofix Medical Inc	Bank of America Merrill Lynch	(6,559)
13,928	Orthofix Medical Inc	Barclays Bank	(20,474)
2,837	Orthofix Medical Inc	Morgan Stanley	(4,170)
(4,032)	OrthoPediatics Corp	Bank of America Merrill Lynch	28,547
(545)	OrthoPediatics Corp	Barclays Bank	2,518
(5,095)	OrthoPediatics Corp	Goldman Sachs	36,073
(6,155)	OrthoPediatics Corp	Morgan Stanley	28,436
5,947	Oscar Health Inc 'A'	Barclays Bank	(6,066)
(6,454)	Oshkosh Corp	Bank of America Merrill Lynch	30,979
(7,885)	Oshkosh Corp	Goldman Sachs	37,848
(16,485)	Oshkosh Corp	HSBC	98,580
11,498	OSI Systems Inc	Barclays Bank	(55,765)
4,397	OSI Systems Inc	Goldman Sachs	(27,833)
32,788	OSI Systems Inc	Morgan Stanley	(159,022)
65,120	Otis Worldwide Corp	Barclays Bank	(93,121)
72,167	Otis Worldwide Corp	Goldman Sachs	(100,312)
32,749	Otis Worldwide Corp	HSBC	17,357
8,786	Otis Worldwide Corp	Morgan Stanley	(12,564)
(36,714)	Otter Tail Corp	Barclays Bank	129,968
(22,638)	Otter Tail Corp	Goldman Sachs	(6,791)
48,571	Outbrain Inc	Barclays Bank	20,400
12,194	Outbrain Inc	Goldman Sachs	(22,071)
2,598	Outbrain Inc	HSBC	(2,442)

保有高	銘柄	取引相手	未実現純評価益 /(損) (米ドル)
	米国(続き)		
2,607	Outbrain Inc	Morgan Stanley	1,095
48,650	Outfront Media Inc (REIT)	Barclays Bank	(99,732)
19,938	Outfront Media Inc (REIT)	Goldman Sachs	(56,026)
42,894	Outfront Media Inc (REIT)	HSBC	(100,801)
31,949	Outfront Media Inc (REIT)	Morgan Stanley	(65,495)
(26,853)	Outlook Therapeutics Inc	Goldman Sachs	14,366
(20,197)	Outlook Therapeutics Inc	HSBC	13,229
(11,688)	Outlook Therapeutics Inc	Morgan Stanley	760
(744)	Outset Medical Inc	Bank of America Merrill Lynch	4,665
(3,325)	Outset Medical Inc	Barclays Bank	10,108
(1,869)	Outset Medical Inc	Goldman Sachs	11,719
(2,247)	Outset Medical Inc	HSBC	19,841
(138,038)	Overseas Shipholding Group Inc 'A'	Bank of America Merrill Lynch	35,890
(25,219)	Overseas Shipholding Group Inc 'A'	Barclays Bank	1,513
(11,707)	Overseas Shipholding Group Inc 'A'	Goldman Sachs	3,044
(9,870)	Overseas Shipholding Group Inc 'A'	HSBC	2,566
6,051	Overstock.com Inc	Goldman Sachs	(106,377)
(3,714)	Overstock.com Inc	HSBC	51,508
1,539	Overstock.com Inc	Morgan Stanley	(19,007)
(11,490)	Ovid therapeutics Inc	Barclays Bank	1,436
(29,084)	Ovid therapeutics Inc	Goldman Sachs	10,034
22,833	Ovintiv Inc	Barclays Bank	(1,370)
22,181	Ovintiv Inc	Goldman Sachs	(15,342)
15,302	Ovintiv Inc	HSBC	(23,302)
19,170	Ovintiv Inc	Morgan Stanley	(1,151)
(3,392)	Owens & Minor Inc	Goldman Sachs	2,635
6,991	Owens Corning	Bank of America Merrill Lynch	(51,174)
7,836	Owens Corning	Barclays Bank	(43,254)
17,572	Owens Corning	Goldman Sachs	(128,627)
813	Owens Corning	HSBC	(8,650)
15,163	Owens Corning	Morgan Stanley	(83,700)
451	Oxford Industries Inc	Barclays Bank	(5,150)
4,341	Oxford Industries Inc	Goldman Sachs	(26,741)
4,087	Oxford Industries Inc	HSBC	(13,446)
584	Oxford Industries Inc	Morgan Stanley	(6,669)
3,159	Oyster Point Pharma Inc	Barclays Bank	158
11,064	Oyster Point Pharma Inc	Goldman Sachs	(14,715)
6,742	Oyster Point Pharma Inc	HSBC	(22,923)
6,419	Oyster Point Pharma Inc	Morgan Stanley	321
17,611	PACCAR Inc	Barclays Bank	(56,092)
422	PACCAR Inc	Goldman Sachs	(485)
2,141	PACCAR Inc	HSBC	(6,748)
(5,057)	Pacific Biosciences of California Inc	Bank of America Merrill Lynch	15,930
(4,540)	Pacific Biosciences of California Inc	Barclays Bank	(3,950)
(2,384)	Pacific Biosciences of California Inc	Goldman Sachs	7,510

保有高	銘柄	取引相手	未実現純評価益 /(損) (米ドル)
	米国(続き)		
(8,253)	Pacific Biosciences of California Inc	HSBC	49,023
(3,722)	Pacific Biosciences of California Inc	Morgan Stanley	(3,238)
(49,161)	Pacific Premier Bancorp Inc	Barclays Bank	184,354
(74,807)	Pacific Premier Bancorp Inc	Goldman Sachs	388,996
(4,922)	Pacific Premier Bancorp Inc	HSBC	31,452
(5,719)	Pacific Premier Bancorp Inc	Morgan Stanley	21,446
(12,141)	Pacira BioSciences Inc	Barclays Bank	29,017
(3,192)	Pacira BioSciences Inc	Goldman Sachs	12,066
(8,863)	Pacira BioSciences Inc	HSBC	59,737
1,826	Packaging Corp of America	Bank of America Merrill Lynch	(4,849)
(4,595)	Packaging Corp of America	Barclays Bank	10,752
3,177	Packaging Corp of America	Barclays Bank	(6,884)
2,565	Packaging Corp of America	Goldman Sachs	(7,292)
(83,325)	Pactiv Evergreen Inc	Barclays Bank	46,662
(66,767)	Pactiv Evergreen Inc	Goldman Sachs	91,471
(2,136)	Pactiv Evergreen Inc	HSBC	2,755
(7,145)	PacWest Bancorp	Bank of America Merrill Lynch	17,661
(41,582)	PacWest Bancorp	Barclays Bank	145,537
(49,236)	PacWest Bancorp	Goldman Sachs	185,127
(2,541)	PacWest Bancorp	Morgan Stanley	8,894
3,621	PagerDuty Inc	Bank of America Merrill Lynch	(15,498)
69,275	PagerDuty Inc	Barclays Bank	47,194
25,735	PagerDuty Inc	Goldman Sachs	(110,146)
14,075	PagerDuty Inc	HSBC	(81,495)
22,166	PagerDuty Inc	Morgan Stanley	14,851
(771)	Pain Therapeutics Inc	Goldman Sachs	(1,746)
(1,440)	Pain Therapeutics Inc	HSBC	9,560
(9,289)	Palantir Technologies Inc 'A'	Bank of America Merrill Lynch	1,606
13,407	Palantir Technologies Inc 'A'	Barclays Bank	7,374
(7,119)	Palantir Technologies Inc 'A'	Barclays Bank	(3,915)
(1,945)	Palantir Technologies Inc 'A'	Goldman Sachs	4,298
(3,092)	Palo Alto Networks Inc	Barclays Bank	(45,635)
(2,686)	Palo Alto Networks Inc	Goldman Sachs	(78,075)
(4,840)	Palo Alto Networks Inc	HSBC	(190,053)
(672)	Palo Alto Networks Inc	Morgan Stanley	(10,476)
(4,000)	Palomar Holdings Inc	Barclays Bank	36,895
(2,284)	Palomar Holdings Inc	Goldman Sachs	35,735
(2,329)	Palomar Holdings Inc	HSBC	36,976
(4,113)	Palomar Holdings Inc	Morgan Stanley	38,498
(512)	PAM Transportation Services Inc	Barclays Bank	3,000
(4,402)	PAM Transportation Services Inc	Morgan Stanley	25,796
10,265	Pan American Silver Corp	Bank of America Merrill Lynch	(164)
46,959	Pan American Silver Corp	Goldman Sachs	(751)
21,553	Pan American Silver Corp	Morgan Stanley	323
(30,234)	Pangaea Logistics Solutions Ltd	Barclays Bank	(605)

保有高	銘柄	取引相手	未実現純評価益 /(損) (米ドル)
	米国(続き)		
8,472	Papa John's International Inc	Barclays Bank	(53,628)
12,410	Papa John's International Inc	Goldman Sachs	(86,148)
12,146	Papa John's International Inc	HSBC	(74,816)
3,361	Papa John's International Inc	Morgan Stanley	(21,275)
(6,483)	Par Pacific Holdings Inc	Barclays Bank	(194)
(3,880)	Par Pacific Holdings Inc	Goldman Sachs	10,127
(2,201)	Par Pacific Holdings Inc	HSBC	5,877
(6,135)	PAR Technology Corp	Bank of America Merrill Lynch	78,405
5,042	Paragon 28 Inc	Barclays Bank	(9,378)
2,289	Paragon 28 Inc	Goldman Sachs	(8,218)
2,135	Paragon 28 Inc	HSBC	(9,901)
5,759	Paragon 28 Inc	Morgan Stanley	(10,712)
74,583	Paramount Group Inc (REIT)	Barclays Bank	(64,888)
101,923	Paramount Group Inc (REIT)	Goldman Sachs	(132,500)
94,327	Paramount Group Inc (REIT)	HSBC	(118,852)
122,359	Paramount Group Inc (REIT)	Morgan Stanley	(106,452)
(29,496)	Paratek Pharmaceuticals Inc	Goldman Sachs	26,841
(15,672)	Paratek Pharmaceuticals Inc	Morgan Stanley	7,209
(12,531)	Park Aerospace Corp	Bank of America Merrill Lynch	16,980
(63,928)	Park Aerospace Corp	Barclays Bank	52,741
(73,633)	Park Aerospace Corp	Goldman Sachs	98,380
(45,376)	Park Aerospace Corp	HSBC	39,969
(22,591)	Park Aerospace Corp	Morgan Stanley	18,638
(21,646)	Park City Group Inc	Bank of America Merrill Lynch	(11,472)
(117,868)	Park City Group Inc	Barclays Bank	(9,429)
(10,895)	Park City Group Inc	Goldman Sachs	(5,774)
20,632	Park Hotels & Resorts Inc (REIT)	Bank of America Merrill Lynch	(51,167)
17,191	Park Hotels & Resorts Inc (REIT)	Barclays Bank	(23,895)
21,111	Park Hotels & Resorts Inc (REIT)	Goldman Sachs	(52,355)
39,982	Park Hotels & Resorts Inc (REIT)	HSBC	(83,439)
(25,852)	Park National Corp	Morgan Stanley	270,153
(11,201)	Parke Bancorp Inc	Bank of America Merrill Lynch	13,329
(20,690)	Parke Bancorp Inc	Barclays Bank	20,276
(9,181)	Parke Bancorp Inc	Goldman Sachs	10,925
(904)	Parke Bancorp Inc	HSBC	1,962
(9,235)	Parke Bancorp Inc	Morgan Stanley	9,050
3,998	Parker Drilling Co	HSBC	-
90	Parker-Hannifin Corp	Barclays Bank	(1,706)
8,058	Parker-Hannifin Corp	Morgan Stanley	(152,699)
(4,823)	Park-Ohio Holdings Corp	Bank of America Merrill Lynch	12,540
(7,585)	Park-Ohio Holdings Corp	Barclays Bank	(4,475)
(1,848)	Park-Ohio Holdings Corp	Goldman Sachs	4,805
(2,859)	Park-Ohio Holdings Corp	HSBC	6,976
(2,215)	Park-Ohio Holdings Corp	Morgan Stanley	(1,307)
(5,515)	Parsons Corp	Barclays Bank	9,817

保有高	銘柄	取引相手	未実現純評価益 /(損) (米ドル)
	米国(続き)		
(8,282)	Parsons Corp	Goldman Sachs	22,610
(12,418)	Parsons Corp	Morgan Stanley	22,104
7,269	PARTS iD Inc	Bank of America Merrill Lynch	(5,234)
1,606	PARTS iD Inc	Barclays Bank	(369)
1,300	PARTS iD Inc	Goldman Sachs	(936)
400	PARTS iD Inc	HSBC	(728)
8,753	PARTS iD Inc	Morgan Stanley	(2,013)
(24,180)	Party City Holdco Inc	Barclays Bank	16,442
13,784	Passage Bio Inc	Barclays Bank	(7,995)
18,275	Passage Bio Inc	Goldman Sachs	(18,059)
6,061	Passage Bio Inc	HSBC	(10,728)
8,630	Passage Bio Inc	Morgan Stanley	(5,005)
10,716	Patrick Industries Inc	Barclays Bank	(21,753)
6,082	Patrick Industries Inc	Goldman Sachs	(12,651)
3,129	Patrick Industries Inc	HSBC	5,100
5,506	Patrick Industries Inc	Morgan Stanley	(11,177)
8,040	Patterson Cos Inc	Barclays Bank	(4,587)
11,575	Patterson Cos Inc	Goldman Sachs	(14,353)
11,212	Patterson Cos Inc	HSBC	(5,816)
7,120	Patterson Cos Inc	Morgan Stanley	(4,272)
31,953	Patterson-UTI Energy Inc	Barclays Bank	(10,829)
42,067	Patterson-UTI Energy Inc	Goldman Sachs	(54,585)
5,827	Patterson-UTI Energy Inc	HSBC	(6,883)
(95,053)	PAVmed Inc	Barclays Bank	12,357
(6,200)	PAVmed Inc	HSBC	(64)
18,400	Paya Holdings Inc 'A'	Barclays Bank	(10,120)
13,988	Paya Holdings Inc 'A'	Morgan Stanley	(7,693)
8,788	Paychex Inc	Bank of America Merrill Lynch	(13,006)
1,956	Paychex Inc	Barclays Bank	(2,699)
20,059	Paychex Inc	Goldman Sachs	(29,687)
1,537	Paychex Inc	HSBC	(292)
1,759	Paycom Software Inc	Bank of America Merrill Lynch	(45,939)
1,554	Paycom Software Inc	Barclays Bank	(4,745)
188	Paycom Software Inc	Goldman Sachs	226
260	Paycom Software Inc	HSBC	(8,943)
426	Paycom Software Inc	Morgan Stanley	296
2,470	Paylocity Holding Corp	Bank of America Merrill Lynch	(6,397)
7,803	Paylocity Holding Corp	Barclays Bank	(21,458)
1,907	Paylocity Holding Corp	Goldman Sachs	(1,593)
4,240	Paylocity Holding Corp	HSBC	(28,083)
2,680	Paylocity Holding Corp	Morgan Stanley	(7,370)
1,020	PayPal Holdings Inc	Barclays Bank	(1,112)
1,365	PayPal Holdings Inc	Morgan Stanley	(1,488)
53,109	Paysafe Ltd	Barclays Bank	(12,746)
(73,645)	Paysafe Ltd	Barclays Bank	17,675

保有高	銘柄	取引相手	未実現純評価益 /(損) (米ドル)
	米国(続き)		
10,645	Paysafe Ltd	Morgan Stanley	(2,555)
(41,190)	Paysign Inc	Bank of America Merrill Lynch	15,652
(17,193)	Paysign Inc	Barclays Bank	1,719
(4,817)	Paysign Inc	Goldman Sachs	1,830
(11,281)	Paysign Inc	HSBC	9,589
(15,724)	Paysign Inc	Morgan Stanley	1,572
23,646	PBF Energy Inc 'A'	Goldman Sachs	(77,559)
4,990	PC Connection Inc	Barclays Bank	(18,538)
1,020	PC Connection Inc	Goldman Sachs	(4,412)
987	PC Connection Inc	HSBC	(4,012)
31,657	PC Connection Inc	Morgan Stanley	(117,606)
(15,194)	PCB Bancorp	Barclays Bank	3,950
17,033	PCSB Financial Corp	Bank of America Merrill Lynch	(18,225)
16,879	PCSB Financial Corp	Barclays Bank	(9,452)
42,748	PCSB Financial Corp	Goldman Sachs	(45,740)
26,986	PCSB Financial Corp	HSBC	(32,383)
43,565	PCSB Financial Corp	Morgan Stanley	(24,396)
(12,121)	PCTEL Inc	Bank of America Merrill Lynch	2,606
(16,023)	PCTEL Inc	Barclays Bank	(240)
(39,394)	PCTEL Inc	Goldman Sachs	8,470
(12,130)	PCTEL Inc	Morgan Stanley	(182)
(1,994)	PDC Energy Inc	Bank of America Merrill Lynch	10,668
(18,389)	PDC Energy Inc	Barclays Bank	9,576
(34,164)	PDC Energy Inc	Goldman Sachs	182,778
(20,849)	PDC Energy Inc	HSBC	119,487
1,462	PDF Solutions Inc	Bank of America Merrill Lynch	(4,561)
3,634	PDF Solutions Inc	Barclays Bank	(7,886)
783	PDF Solutions Inc	Goldman Sachs	(2,443)
2,803	PDF Solutions Inc	HSBC	7,650
926	PDF Solutions Inc	Morgan Stanley	(2,009)
(337,585)	PDL BioPharma Inc*	Bank of America Merrill Lynch	166,767
(46,279)	PDL BioPharma Inc*	Barclays Bank	22,862
(74,293)	PDL BioPharma Inc*	Goldman Sachs	36,701
(98,282)	PDL BioPharma Inc*	HSBC	48,551
(141,740)	PDL BioPharma Inc*	Morgan Stanley	70,020
3,674	PDL Community Bancorp	Bank of America Merrill Lynch	(1,231)
1,738	PDL Community Bancorp	Barclays Bank	(182)
10,668	PDL Community Bancorp	Goldman Sachs	(3,574)
13,514	PDL Community Bancorp	Morgan Stanley	(1,419)
(4,938)	PDS Biotechnology Corp	Barclays Bank	(2,420)
(4,787)	Peapack-Gladstone Financial Corp	Morgan Stanley	8,234
(39,127)	Pebblebrook Hotel Trust (REIT)	Barclays Bank	71,994
(42,925)	Pebblebrook Hotel Trust (REIT)	Goldman Sachs	152,384
(622)	Pegasystems Inc	HSBC	1,592
3,225	Pegasystems Inc	HSBC	(3,766)

保有高	銘柄	取引相手	未実現純評価益 /(損) (米ドル)
	米国(続き)		
786	Peloton Interactive Inc 'A'	Bank of America Merrill Lynch	(1,847)
4,586	Peloton Interactive Inc 'A'	Goldman Sachs	(11,993)
1,345	Peloton Interactive Inc 'A'	HSBC	(8,379)
(489)	Penn National Gaming Inc	Bank of America Merrill Lynch	2,221
1,774	Penn National Gaming Inc	Barclays Bank	(2,271)
(2,617)	Penn National Gaming Inc	Barclays Bank	2,593
8,512	Penn National Gaming Inc	Goldman Sachs	(35,255)
(576)	Penn National Gaming Inc	Goldman Sachs	1,812
5,790	Penn National Gaming Inc	HSBC	(21,652)
(3,204)	Penn National Gaming Inc	HSBC	11,648
3,716	Penn National Gaming Inc	Morgan Stanley	(4,756)
5,182	Penn Virginia Corp	Goldman Sachs	(8,343)
9,130	Penn Virginia Corp	Morgan Stanley	14,517
(1,613)	Pennant Group Inc	Bank of America Merrill Lynch	8,436
(1,357)	Pennant Group Inc	Barclays Bank	2,565
(1,440)	Pennant Group Inc	Goldman Sachs	7,531
(2,256)	Pennant Group Inc	HSBC	8,189
(6,645)	Pennant Group Inc	Morgan Stanley	12,559
8,275	Penns Woods Bancorp Inc	Barclays Bank	(2,731)
4,503	Penns Woods Bancorp Inc	Morgan Stanley	(1,486)
(14,749)	PennyMac Financial Services Inc	Barclays Bank	2,803
(7,771)	PennyMac Financial Services Inc	Goldman Sachs	(10,263)
(7,255)	PennyMac Financial Services Inc	HSBC	(3,002)
(14,002)	PennyMac Financial Services Inc	Morgan Stanley	2,661
(33,936)	PennyMac Mortgage Investment Trust (REIT)	Barclays Bank	4,751
(41,752)	PennyMac Mortgage Investment Trust (REIT)	Goldman Sachs	23,381
2,822	Penske Automotive Group Inc	Bank of America Merrill Lynch	(29,687)
25,161	Penske Automotive Group Inc	Barclays Bank	(8,806)
9,471	Penske Automotive Group Inc	Goldman Sachs	(97,036)
8,931	Penske Automotive Group Inc	HSBC	(89,489)
544	Penske Automotive Group Inc	Morgan Stanley	(1,243)
12,749	Pentair Plc	Barclays Bank	(19,506)
15,569	Pentair Plc	HSBC	24,287
2,544	Penumbra Inc	Bank of America Merrill Lynch	(35,184)
2,672	Penumbra Inc	Barclays Bank	(42,965)
1,365	Penumbra Inc	Goldman Sachs	(18,878)
263	Penumbra Inc	HSBC	(5,866)
521	Penumbra Inc	Morgan Stanley	(8,377)
(6,262)	Peoples Bancorp Inc	Barclays Bank	13,839
(21,553)	Peoples Bancorp Inc	Goldman Sachs	50,865
(13,007)	Peoples Bancorp Inc	HSBC	23,413
(29,716)	Peoples Bancorp Inc	Morgan Stanley	65,672
(607)	Peoples Financial Services Corp	Bank of America Merrill Lynch	461
(5,551)	Peoples Financial Services Corp	Barclays Bank	6,550
(2,652)	Peoples Financial Services Corp	Goldman Sachs	2,016

保有高	銘柄	取引相手	未実現純評価益 /(損) (米ドル)
	米国(続き)		
(1,872)	Peoples Financial Services Corp	Morgan Stanley	2,209
(895)	PepsiCo Inc	Barclays Bank	316
(4,806)	PepsiCo Inc	Goldman Sachs	2,518
(3,106)	PepsiCo Inc	HSBC	5,773
13,675	Perdoceo Education Corp	Barclays Bank	(10,940)
10,358	Perella Weinberg Partners	Barclays Bank	(1,855)
2,811	Perficient Inc	Goldman Sachs	(7,702)
11,261	Performance Food Group Co	Bank of America Merrill Lynch	(65,764)
15,556	Performance Food Group Co	Barclays Bank	(70,002)
20,407	Performance Food Group Co	Goldman Sachs	(111,890)
6,272	Performance Food Group Co	HSBC	(21,649)
15,234	Performance Food Group Co	Morgan Stanley	(68,554)
(6,410)	PerkinElmer Inc	Barclays Bank	(24,486)
(9,812)	PerkinElmer Inc	Goldman Sachs	(21,783)
(5,119)	PerkinElmer Inc	Morgan Stanley	(19,555)
(9,530)	Perrigo Co Plc	Goldman Sachs	52,165
(5,876)	Perrigo Co Plc	HSBC	46,149
2,858	Personalis Inc	Bank of America Merrill Lynch	(8,774)
13,894	Personalis Inc	Barclays Bank	695
8,143	Personalis Inc	Goldman Sachs	(14,201)
8,302	Personalis Inc	HSBC	(36,982)
7,707	Personalis Inc	Morgan Stanley	385
13,597	PET Acquisition LLC 'A'	Bank of America Merrill Lynch	(21,133)
19,442	PET Acquisition LLC 'A'	Barclays Bank	(27,608)
19,766	PET Acquisition LLC 'A'	Goldman Sachs	(71,314)
27,815	PET Acquisition LLC 'A'	HSBC	(83,549)
10,270	PET Acquisition LLC 'A'	Morgan Stanley	(14,583)
13,459	PetIQ Inc	Barclays Bank	(25,976)
3,837	PetIQ Inc	HSBC	70
3,428	PetIQ Inc	Morgan Stanley	(6,616)
(16,959)	PetMed Express Inc	Barclays Bank	7,971
(12,580)	PetMed Express Inc	Goldman Sachs	16,731
(7,851)	Pfizer Inc	Bank of America Merrill Lynch	(27,164)
(17,906)	Pfizer Inc	Barclays Bank	(34,200)
(34,446)	Pfizer Inc	Goldman Sachs	(102,817)
(2,973)	Pfizer Inc	HSBC	(11,986)
(25,717)	Pfizer Inc	Morgan Stanley	(49,119)
(30,870)	PFSweb Inc	Bank of America Merrill Lynch	10,805
(7,885)	PFSweb Inc	Goldman Sachs	2,760
(115,481)	PG& E Corp	Bank of America Merrill Lynch	6,929
(255,743)	PG& E Corp	Goldman Sachs	15,344
(38,128)	PG& E Corp	HSBC	(27,071)
(138,008)	PG& E Corp	Morgan Stanley	(11,041)
(49,639)	PGT Innovations Inc	Morgan Stanley	84,883
2,554	PhaseBio Pharmaceuticals Inc	Bank of America Merrill Lynch	(2,350)

保有高	銘柄	取引相手	未実現純評価益 /(損) (米ドル)
	米国(続き)		
29,714	PhaseBio Pharmaceuticals Inc	Barclays Bank	(5,646)
27,918	PhaseBio Pharmaceuticals Inc	Morgan Stanley	(5,304)
4,152	Phathom Pharmaceuticals Inc	Bank of America Merrill Lynch	(11,501)
2,474	Phathom Pharmaceuticals Inc	Barclays Bank	(4,107)
3,346	Phathom Pharmaceuticals Inc	Goldman Sachs	(9,268)
3,935	Phathom Pharmaceuticals Inc	HSBC	(10,822)
2,499	Phathom Pharmaceuticals Inc	Morgan Stanley	(4,148)
(4,186)	Phibro Animal Health Corp 'A'	Morgan Stanley	7,786
(11,160)	Philip Morris International Inc	Bank of America Merrill Lynch	104,011
(10,514)	Philip Morris International Inc	Barclays Bank	39,322
2,918	Philip Morris International Inc	Barclays Bank	(10,913)
11,237	Philip Morris International Inc	Goldman Sachs	(54,831)
(12,670)	Philip Morris International Inc	HSBC	86,789
4,677	Philip Morris International Inc	HSBC	(6,722)
(30,431)	Philip Morris International Inc	Morgan Stanley	113,812
23,759	Phillips 66	Barclays Bank	(71,914)
56,734	Phillips 66	Goldman Sachs	(564,866)
31,519	Phillips 66	HSBC	(285,562)
2,415	Phillips Edison & Co Inc	Barclays Bank	(1,449)
(24,257)	Photronics Inc	Barclays Bank	9,582
(61,462)	Photronics Inc	Goldman Sachs	53,165
3,020	Phreesia Inc	Barclays Bank	(13,094)
2,246	Phreesia Inc	Goldman Sachs	(19,953)
1,018	Phreesia Inc	HSBC	(2,876)
323	Phreesia Inc	Morgan Stanley	(1,651)
(11,779)	Phunware Inc	Goldman Sachs	10,954
(31,171)	PHX Minerals Inc	Bank of America Merrill Lynch	14,650
(17,887)	PHX Minerals Inc	Barclays Bank	1,968
(11,531)	PHX Minerals Inc	Goldman Sachs	5,420
(2,276)	PHX Minerals Inc	HSBC	1,275
(69,238)	Physicians Realty Trust (REIT)	Bank of America Merrill Lynch	38,773
4,261	Physicians Realty Trust (REIT)	Bank of America Merrill Lynch	(2,386)
(11,503)	Physicians Realty Trust (REIT)	Barclays Bank	2,646
119,872	Physicians Realty Trust (REIT)	Barclays Bank	(27,515)
(14,171)	Physicians Realty Trust (REIT)	Goldman Sachs	7,936
91,813	Physicians Realty Trust (REIT)	Goldman Sachs	(45,371)
(17,830)	Physicians Realty Trust (REIT)	HSBC	11,411
16,433	Physicians Realty Trust (REIT)	HSBC	(9,219)
(23,953)	Physicians Realty Trust (REIT)	Morgan Stanley	5,509
45,904	Physicians Realty Trust (REIT)	Morgan Stanley	(10,558)
95,131	Piedmont Office Realty Trust Inc 'A' (REIT)	Barclays Bank	(110,352)
90,088	Piedmont Office Realty Trust Inc 'A' (REIT)	Goldman Sachs	(157,654)
22,911	Piedmont Office Realty Trust Inc 'A' (REIT)	HSBC	(27,493)

保有高	銘柄	取引相手	未実現純評価益 /(損) (米ドル)
	米国(続き)		
12,365	Piedmont Office Realty Trust Inc 'A' (REIT)	Morgan Stanley	(14,343)
3,330	Pieris Pharmaceuticals Inc	Bank of America Merrill Lynch	(1,765)
12,482	Pieris Pharmaceuticals Inc	Barclays Bank	(2,247)
17,419	Pieris Pharmaceuticals Inc	Goldman Sachs	(9,232)
13,202	Pieris Pharmaceuticals Inc	HSBC	(10,430)
3,994	Pieris Pharmaceuticals Inc	Morgan Stanley	(719)
(48,057)	Pilgrim's Pride Corp	Barclays Bank	20,665
(57,357)	Pilgrim's Pride Corp	Goldman Sachs	53,915
(19,411)	Pilgrim's Pride Corp	HSBC	-
23,742	Ping Identity Holding Corp	Barclays Bank	(26,828)
19,194	Ping Identity Holding Corp	Goldman Sachs	(66,027)
11,614	Pinnacle Financial Partners Inc	Bank of America Merrill Lynch	(74,910)
14,117	Pinnacle Financial Partners Inc	Barclays Bank	(71,573)
(1,186)	Pinnacle Financial Partners Inc	Barclays Bank	6,889
30,118	Pinnacle Financial Partners Inc	Goldman Sachs	(194,261)
(1,536)	Pinnacle Financial Partners Inc	Goldman Sachs	3,500
5,729	Pinnacle Financial Partners Inc	HSBC	(8,765)
(1,782)	Pinnacle Financial Partners Inc	HSBC	9,932
8,364	Pinnacle Financial Partners Inc	Morgan Stanley	(42,405)
11,333	Pinnacle West Capital Corp	Bank of America Merrill Lynch	(16,206)
29,595	Pinnacle West Capital Corp	Barclays Bank	(100,623)
30,220	Pinnacle West Capital Corp	Goldman Sachs	(43,214)
36,881	Pinnacle West Capital Corp	Morgan Stanley	(125,395)
(828)	Pinterest Inc 'A'	Bank of America Merrill Lynch	5,266
(1,926)	Pinterest Inc 'A'	HSBC	9,591
(2,361)	Pinterest Inc 'A'	Morgan Stanley	3,518
(3,203)	Pioneer Bancorp Inc	Goldman Sachs	2,114
(94,050)	Pioneer Bancorp Inc	Morgan Stanley	31,977
243	Pioneer Natural Resources Co	Bank of America Merrill Lynch	(656)
775	Pioneer Natural Resources Co	Goldman Sachs	(2,093)
3,179	Piper Sandler Cos	Barclays Bank	(29,374)
7,074	Piper Sandler Cos	Goldman Sachs	(83,190)
2,616	Piper Sandler Cos	HSBC	(18,286)
830	Piper Sandler Cos	Morgan Stanley	(7,669)
(27,382)	Pitney Bowes Inc	Barclays Bank	13,965
(2,480)	Pitney Bowes Inc	Morgan Stanley	1,265
(40,175)	Pixelworks Inc	Barclays Bank	2,411
(15,935)	Pixelworks Inc	Goldman Sachs	159
(19,667)	Pixelworks Inc	Morgan Stanley	1,180
(1,821)	PJT Partners Inc 'A'	Barclays Bank	6,556
(11,483)	PJT Partners Inc 'A'	Goldman Sachs	64,342
(7,765)	PJT Partners Inc 'A'	HSBC	43,487
497	Planet Fitness Inc 'A'	Barclays Bank	(2,555)
2,487	Planet Fitness Inc 'A'	HSBC	(14,425)
1,487	Planet Fitness Inc 'A'	Morgan Stanley	(7,643)

保有高	銘柄	取引相手	未実現純評価益 /(損) (米ドル)
	米国(続き)		
(15,467)	Plantronics Inc	Barclays Bank	21,963
(2,409)	Plantronics Inc	Goldman Sachs	5,806
16,146	PlayAGS Inc	Barclays Bank	(6,458)
17,779	PlayAGS Inc	Goldman Sachs	(12,623)
33,600	PlayAGS Inc	HSBC	(72,240)
12,958	PlayAGS Inc	Morgan Stanley	(5,183)
1,271	Playtika Holding Corp	Bank of America Merrill Lynch	(5,275)
(2,451)	Playtika Holding Corp	Bank of America Merrill Lynch	9,595
27,125	Playtika Holding Corp	Barclays Bank	(22,785)
(2,719)	Playtika Holding Corp	Goldman Sachs	11,284
(9,107)	Playtika Holding Corp	HSBC	27,275
(1,588)	Playtika Holding Corp	Morgan Stanley	1,334
(664)	PLBY Group Inc	Barclays Bank	(3,114)
(2,990)	PLBY Group Inc	Goldman Sachs	(28,016)
(5,730)	PLBY Group Inc	Morgan Stanley	(26,874)
(19,645)	Plexus Corp	Barclays Bank	116,691
(13,888)	Plexus Corp	Morgan Stanley	82,495
3,885	Pliant Therapeutics Inc	Barclays Bank	(1,260)
(6,201)	Plug Power Inc	Barclays Bank	12,402
1,367	Plug Power Inc	Goldman Sachs	(1,877)
(11,444)	Plug Power Inc	HSBC	1,488
(5,196)	Plumas Bancorp	Bank of America Merrill Lynch	7,794
(530)	Plumas Bancorp	Barclays Bank	95
(1,764)	Plumas Bancorp	Morgan Stanley	318
(9,149)	PLx Pharma Inc	Barclays Bank	(1,006)
8,584	Plymouth Industrial Inc (REIT)	Goldman Sachs	5,837
27,168	Plymouth Industrial Inc (REIT)	HSBC	77,157
30,975	Plymouth Industrial Inc (REIT)	Morgan Stanley	13,010
4,399	PMV Pharmaceuticals Inc	Barclays Bank	(14,385)
4,586	PMV Pharmaceuticals Inc	Goldman Sachs	(11,557)
2,097	PMV Pharmaceuticals Inc	Morgan Stanley	(6,857)
2,295	Point Biopharma Global Inc	Bank of America Merrill Lynch	(1,629)
13,412	Point Biopharma Global Inc	Barclays Bank	(7,108)
7,521	Point Biopharma Global Inc	Goldman Sachs	(5,340)
3,392	Point Biopharma Global Inc	Morgan Stanley	(1,798)
(1,108)	Polaris Inc	Bank of America Merrill Lynch	12,897
(15,325)	Polaris Inc	Barclays Bank	153,097
(1,058)	Polaris Inc	HSBC	10,231
(6,995)	Polaris Inc	Morgan Stanley	69,880
(45,801)	PolarityTE Inc	Morgan Stanley	1,278
18,887	PolyMet Mining Corp	Goldman Sachs	(2,644)
(501)	Pool Corp	Goldman Sachs	10,335
(1,448)	Popular Inc	Bank of America Merrill Lynch	5,334
(11,980)	Popular Inc	Barclays Bank	59,900
(6,764)	Popular Inc	HSBC	28,098

保有高	銘柄	取引相手	未実現純評価益 /(損) (米ドル)
	米国(続き)		
(2,938)	Porch Group Inc	Barclays Bank	7,933
(18,907)	Porch Group Inc	Goldman Sachs	51,805
1,291	Portage Biotech Inc	Goldman Sachs	(8,998)
101,765	Portland General Electric Co	Barclays Bank	(114,994)
79,782	Portland General Electric Co	Goldman Sachs	(39,892)
(3,328)	Portland General Electric Co	Goldman Sachs	1,664
(155)	Portland General Electric Co	HSBC	(23)
34,065	Portland General Electric Co	Morgan Stanley	(38,493)
23,159	Poseida Therapeutics Inc	Barclays Bank	7,642
11,662	Poseida Therapeutics Inc	Goldman Sachs	(2,566)
10,072	Poseida Therapeutics Inc	Morgan Stanley	3,324
(42,286)	Post Holdings Inc	Barclays Bank	203,395
(31,057)	Post Holdings Inc	Goldman Sachs	251,204
(15,708)	Post Holdings Inc	HSBC	73,416
(30,165)	Post Holdings Inc	Morgan Stanley	145,094
(50,439)	Potbelly Corp	Bank of America Merrill Lynch	19,167
(1,626)	Potbelly Corp	HSBC	862
(18,477)	Potbelly Corp	Morgan Stanley	4,989
(17,217)	PotlatchDeltic Corp (REIT)	Barclays Bank	51,565
(17,283)	PotlatchDeltic Corp (REIT)	Goldman Sachs	23,591
(1,415)	PotlatchDeltic Corp (REIT)	HSBC	1,701
(1,735)	Powell Industries Inc	Barclays Bank	3,713
(3,809)	Powell Industries Inc	Goldman Sachs	9,675
(480)	Power Integrations Inc	Bank of America Merrill Lynch	955
4,013	Power Integrations Inc	HSBC	5,859
(392)	Power Integrations Inc	Morgan Stanley	600
24,271	Power Integrations Inc	Morgan Stanley	(37,135)
(10,778)	Powerfleet Inc	Bank of America Merrill Lynch	5,928
(37,316)	Powerfleet Inc	Barclays Bank	11,568
(17,161)	Powerfleet Inc	Goldman Sachs	8,718
(11,752)	Powerfleet Inc	HSBC	6,708
(9,519)	Powerfleet Inc	Morgan Stanley	2,951
(7,146)	PowerSchool Holdings Inc 'A'	Barclays Bank	4,964
21,821	PPD Inc	Bank of America Merrill Lynch	-
9,434	PPD Inc	Barclays Bank	(94)
10,777	PPD Inc	Goldman Sachs	-
2,821	PPD Inc	HSBC	(28)
22,681	PPD Inc	Morgan Stanley	(227)
16,056	PPG Industries Inc	Morgan Stanley	(79,477)
(18,032)	PPL Corp	Bank of America Merrill Lynch	9,017
(76,549)	PPL Corp	Barclays Bank	13,014
(76,833)	PPL Corp	Goldman Sachs	29,018
(136,344)	PPL Corp	HSBC	45,656
(196,559)	PPL Corp	Morgan Stanley	33,415
25,489	PRA Group Inc	Barclays Bank	21,156

保有高	銘柄	取引相手	未実現純評価益 /(損) (米ドル)
	米国(続き)		
21,933	PRA Group Inc	Goldman Sachs	(27,197)
11,054	PRA Group Inc	Morgan Stanley	9,175
(5,745)	Praxis Precision Medicines Inc	Barclays Bank	4,251
(1,051)	Praxis Precision Medicines Inc	Morgan Stanley	778
(22,687)	Precigen Inc	Barclays Bank	(5,218)
14,153	Precision BioSciences Inc	Barclays Bank	(3,963)
17,841	Precision BioSciences Inc	Goldman Sachs	(10,348)
12,135	Precision BioSciences Inc	Morgan Stanley	(3,398)
(560)	Preferred Bank	Bank of America Merrill Lynch	1,826
(7,335)	Preferred Bank	Barclays Bank	25,306
(14,617)	Preferred Bank	Goldman Sachs	47,651
(5,276)	Preferred Bank	HSBC	17,886
(2,123)	Preferred Bank	Morgan Stanley	7,324
519	Preformed Line Products Co	Barclays Bank	(1,853)
4,287	Preformed Line Products Co	Morgan Stanley	(15,305)
551	Prelude Therapeutics Inc	Goldman Sachs	(1,019)
2,390	Prelude Therapeutics Inc	HSBC	(8,126)
723	Prelude Therapeutics Inc	Morgan Stanley	289
28,124	Premier Financial Corp	Bank of America Merrill Lynch	(53,717)
18,567	Premier Financial Corp	Barclays Bank	(34,906)
26,849	Premier Financial Corp	Goldman Sachs	(51,282)
7,171	Premier Financial Corp	HSBC	(17,282)
7,258	Premier Financial Corp	Morgan Stanley	(13,645)
(2,030)	Premier Inc 'A'	Bank of America Merrill Lynch	5,034
(12,796)	Premier Inc 'A'	Barclays Bank	31,862
(28,079)	Premier Inc 'A'	Goldman Sachs	69,636
(8,062)	Premier Inc 'A'	HSBC	22,721
(20,308)	Premier Inc 'A'	Morgan Stanley	50,567
(303)	Prestige Consumer Healthcare Inc	Bank of America Merrill Lynch	1,836
(1,189)	Prestige Consumer Healthcare Inc	Barclays Bank	4,708
(5,183)	Prestige Consumer Healthcare Inc	Goldman Sachs	31,409
(562)	Prestige Consumer Healthcare Inc	HSBC	4,305
(577)	PriceSmart Inc	Barclays Bank	5,545
(7,729)	PriceSmart Inc	Goldman Sachs	45,097
(6,993)	PriceSmart Inc	HSBC	8,707
(208)	Primerica Inc	Barclays Bank	1,739
(187)	Primerica Inc	Goldman Sachs	2,400
(1,411)	Primerica Inc	HSBC	10,009
(474)	Primerica Inc	Morgan Stanley	1,301
(33,283)	Primis Financial Corp	Bank of America Merrill Lynch	20,968
(38,242)	Primis Financial Corp	Barclays Bank	7,648
(27,744)	Primis Financial Corp	Goldman Sachs	17,479
(5,143)	Primis Financial Corp	Morgan Stanley	1,029
14,531	Primo Water Corp	Barclays Bank	(17,728)
17,507	Primo Water Corp	Goldman Sachs	(42,542)

保有高	銘柄	取引相手	未実現純評価益 /(損) (米ドル)
	米国(続き)		
56,235	Primo Water Corp	Morgan Stanley	(68,607)
25,763	Primoris Services Corp	Goldman Sachs	(54,360)
6,254	Primoris Services Corp	Morgan Stanley	(12,445)
(2,321)	Principal Financial Group Inc	Goldman Sachs	5,826
(3,449)	Principal Financial Group Inc	HSBC	(1,414)
(2,469)	Principal Financial Group Inc	Morgan Stanley	7,753
(4,456)	Priority Technology Holdings Inc	Barclays Bank	(2,807)
1,499	Privia Health Group Inc	Barclays Bank	(6,596)
2,749	Privia Health Group Inc	HSBC	(8,338)
4,563	Privia Health Group Inc	Morgan Stanley	(20,077)
(15,293)	ProAssurance Corp	Bank of America Merrill Lynch	31,351
(15,001)	ProAssurance Corp	Barclays Bank	21,601
(8,500)	ProAssurance Corp	Goldman Sachs	16,567
(22,541)	ProAssurance Corp	HSBC	64,879
(18,818)	Procore Technologies Inc	HSBC	203,046
4,845	Procter & Gamble Co	Barclays Bank	630
2,413	Procter & Gamble Co	Goldman Sachs	1,279
4,872	Procter & Gamble Co	HSBC	14,519
3,071	Procter & Gamble Co	Morgan Stanley	399
(17,279)	Professional Holding Corp 'A'	Barclays Bank	13,478
(2,606)	Professional Holding Corp 'A'	Goldman Sachs	3,101
(3,511)	Professional Holding Corp 'A'	Morgan Stanley	2,739
5,486	PROG Holdings Inc	Bank of America Merrill Lynch	(5,212)
27,660	PROG Holdings Inc	Barclays Bank	(27,937)
826	PROG Holdings Inc	HSBC	(471)
13,852	PROG Holdings Inc	Morgan Stanley	(13,991)
40,359	Progress Software Corp	Barclays Bank	(99,283)
20,835	Progress Software Corp	HSBC	(72,923)
(1,248)	Progressive Corp	Bank of America Merrill Lynch	612
(23,804)	Progressive Corp	Barclays Bank	(34,278)
(29,368)	Progressive Corp	Goldman Sachs	10,349
(27,073)	Progressive Corp	HSBC	56,775
(1,987)	Progressive Corp	Morgan Stanley	(2,861)
(1,306)	Progyny Inc	Barclays Bank	5,812
(1,381)	Progyny Inc	HSBC	16,704
4,398	Progyny Inc	Morgan Stanley	(22,826)
40,421	Prologis Inc (REIT)	Barclays Bank	84,884
4,944	Prologis Inc (REIT)	Goldman Sachs	13,843
7,495	Prologis Inc (REIT)	HSBC	36,950
30,483	Prologis Inc (REIT)	Morgan Stanley	64,014
(2,958)	Prometheus Biosciences Inc	Goldman Sachs	16,121
4,554	ProPetro Holding Corp	Bank of America Merrill Lynch	(4,008)
60,762	ProPetro Holding Corp	Barclays Bank	6,684
57,735	ProPetro Holding Corp	Goldman Sachs	(50,807)
25,830	ProPetro Holding Corp	HSBC	(45,203)

保有高	銘柄	取引相手	未実現純評価益 /(損) (米ドル)
	米国(続き)		
61,128	ProPetro Holding Corp	Morgan Stanley	6,724
2,933	PROS Holdings Inc	Barclays Bank	(4,517)
11,203	PROS Holdings Inc	Goldman Sachs	(1,680)
7,283	PROS Holdings Inc	Morgan Stanley	(11,216)
(4,398)	Prosperity Bancshares Inc	Barclays Bank	16,229
(2,553)	Prosperity Bancshares Inc	Morgan Stanley	9,421
(7,030)	Protagonist Therapeutics Inc	Barclays Bank	11,670
(3,620)	Protagonist Therapeutics Inc	Goldman Sachs	11,765
(3,545)	Protagonist Therapeutics Inc	HSBC	7,622
2,510	Protara Therapeutics Inc	Barclays Bank	(226)
3,884	Protara Therapeutics Inc	HSBC	(2,292)
(2,157)	Prothena Corp Plc	Barclays Bank	21,182
(661)	Prothena Corp Plc	Goldman Sachs	5,288
(2,139)	Prothena Corp Plc	HSBC	17,443
(4,402)	Prothena Corp Plc	Morgan Stanley	43,228
688	Proto Labs Inc	Bank of America Merrill Lynch	(5,311)
5,216	Proto Labs Inc	Barclays Bank	(12,831)
4,263	Proto Labs Inc	Goldman Sachs	(32,910)
1,217	Proto Labs Inc	HSBC	(15,359)
18,617	Provention Bio Inc	Barclays Bank	(8,750)
19,307	Provention Bio Inc	Goldman Sachs	11,198
10,373	Provention Bio Inc	HSBC	(1,763)
11,070	Provident Bancorp Inc	Barclays Bank	(3,653)
(6,771)	Provident Financial Holdings Inc	Bank of America Merrill Lynch	1,354
(17,179)	Provident Financial Holdings Inc	Barclays Bank	2,233
(18,189)	Provident Financial Holdings Inc	Goldman Sachs	3,638
(21,093)	Provident Financial Services Inc	Barclays Bank	28,476
(16,069)	Provident Financial Services Inc	Goldman Sachs	25,710
(2,901)	Provident Financial Services Inc	Morgan Stanley	3,916
(10,635)	Prudential Bancorp Inc	Bank of America Merrill Lynch	5,105
(10,167)	Prudential Bancorp Inc	Barclays Bank	5,084
(15,743)	Prudential Bancorp Inc	Goldman Sachs	7,557
(2,571)	Prudential Bancorp Inc	Morgan Stanley	1,286
3,923	Prudential Financial Inc	Barclays Bank	(17,457)
2,833	Prudential Financial Inc	Morgan Stanley	(12,607)
(5,436)	PS Business Parks Inc (REIT)	Barclays Bank	29,028
(1,954)	PS Business Parks Inc (REIT)	Goldman Sachs	10,175
(14,497)	PS Business Parks Inc (REIT)	HSBC	80,342
(12,584)	PS Business Parks Inc (REIT)	Morgan Stanley	67,198
(23,694)	pSivida Corp	Barclays Bank	10,662
(1,386)	pSivida Corp	HSBC	(1,982)
(1,231)	pSivida Corp	Morgan Stanley	554
4,012	PTC Inc	Barclays Bank	(23,550)
(365)	PTC Inc	HSBC	2,317
2,163	PTC Therapeutics Inc	Bank of America Merrill Lynch	(3,093)

保有高	銘柄	取引相手	未実現純評価益 /(損) (米ドル)
	米国(続き)		
9,954	PTC Therapeutics Inc	Barclays Bank	(23,392)
4,558	PTC Therapeutics Inc	Goldman Sachs	(6,518)
13,765	PTC Therapeutics Inc	HSBC	(52,858)
8,361	PTC Therapeutics Inc	Morgan Stanley	(19,648)
(8,039)	Public Service Enterprise Group Inc	Bank of America Merrill Lynch	(2,412)
(37,713)	Public Service Enterprise Group Inc	Barclays Bank	(7,543)
(17,459)	Public Service Enterprise Group Inc	Goldman Sachs	(5,238)
(8,973)	Public Service Enterprise Group Inc	HSBC	(13,190)
(34,110)	Public Service Enterprise Group Inc	Morgan Stanley	(6,822)
230	Public Storage (REIT)	Barclays Bank	455
(918)	Public Storage (REIT)	Barclays Bank	(1,818)
(829)	Public Storage (REIT)	Goldman Sachs	(1,350)
(140)	Public Storage (REIT)	Morgan Stanley	(89)
(5,829)	Pulmonx Corp	Barclays Bank	17,778
(8,409)	Pulmonx Corp	Goldman Sachs	50,034
(2,008)	Pulmonx Corp	HSBC	23,393
(862)	Pulse Biosciences Inc	Bank of America Merrill Lynch	750
(1,275)	Pulse Biosciences Inc	Barclays Bank	370
(4,227)	Pulse Biosciences Inc	HSBC	15,175
(8,732)	Pulse Biosciences Inc	Morgan Stanley	2,532
13,048	Pulse Evolution Group Inc	Barclays Bank	(3,393)
3,185	Pulse Evolution Group Inc	Goldman Sachs	(13,154)
11,197	Pulse Evolution Group Inc	HSBC	(148,361)
1,346	Pulse Evolution Group Inc	Morgan Stanley	(350)
9,147	PulteGroup Inc	Barclays Bank	(6,129)
586	PulteGroup Inc	Goldman Sachs	(29)
1,724	PulteGroup Inc	Morgan Stanley	(1,155)
8,946	Puma Biotechnology Inc	Bank of America Merrill Lynch	(5,457)
37,492	Puma Biotechnology Inc	Barclays Bank	(4,124)
43,746	Puma Biotechnology Inc	Goldman Sachs	(26,685)
23,284	Puma Biotechnology Inc	HSBC	(21,188)
(36,487)	Pure Cycle Corp	Goldman Sachs	37,946
(33,631)	Pure Cycle Corp	HSBC	27,577
5,532	Pure Storage Inc 'A'	Bank of America Merrill Lynch	21,188
38,515	Pure Storage Inc 'A'	Barclays Bank	170,236
29,084	Pure Storage Inc 'A'	Goldman Sachs	121,596
8,818	Pure Storage Inc 'A'	Morgan Stanley	38,976
(386)	Purple Innovation Inc	Bank of America Merrill Lynch	1,069
(19,806)	Purple Innovation Inc	Barclays Bank	18,816
(14,947)	Purple Innovation Inc	Goldman Sachs	41,091
(8,100)	Purple Innovation Inc	HSBC	68,040
(8,218)	Purple Innovation Inc	Morgan Stanley	7,807
2,870	PVH Corp	Bank of America Merrill Lynch	(36,793)
(786)	PVH Corp	Barclays Bank	9,031
717	PVH Corp	Barclays Bank	(3,332)

保有高	銘柄	取引相手	未実現純評価益 /(損) (米ドル)
	米国(続き)		
6,568	PVH Corp	Goldman Sachs	(84,749)
2,857	PVH Corp	HSBC	(25,895)
4,049	Pyxis Oncology Inc	Goldman Sachs	2,794
1,686	Pyxis Oncology Inc	Morgan Stanley	624
1,907	Pzena Investment Management Inc 'A'	Barclays Bank	(2,422)
10,314	Pzena Investment Management Inc 'A'	Goldman Sachs	(13,203)
1,694	Pzena Investment Management Inc 'A'	HSBC	(2,203)
34,116	Pzena Investment Management Inc 'A'	Morgan Stanley	(43,327)
(1,049)	Q2 Holdings Inc	Bank of America Merrill Lynch	2,688
(3,554)	Q2 Holdings Inc	Barclays Bank	6,522
(11,749)	Q2 Holdings Inc	Goldman Sachs	40,945
(4,550)	Q2 Holdings Inc	HSBC	31,004
(763)	Q2 Holdings Inc	Morgan Stanley	2,129
(3,047)	QCR Holdings Inc	Barclays Bank	13,712
(8,567)	QCR Holdings Inc	Goldman Sachs	25,273
(1,552)	QCR Holdings Inc	HSBC	8,241
(4,203)	QCR Holdings Inc	Morgan Stanley	18,913
(19,289)	QIAGEN NV	Barclays Bank	(11,766)
(1,258)	QIAGEN NV	Goldman Sachs	(2,881)
(5,478)	QIAGEN NV	Morgan Stanley	(3,342)
(6)	Qorvo Inc	Bank of America Merrill Lynch	56
(16,940)	Qorvo Inc	Barclays Bank	28,120
(6,811)	Qorvo Inc	Goldman Sachs	63,478
(1,800)	Qorvo Inc	HSBC	17,356
(11,850)	Qorvo Inc	Morgan Stanley	19,671
16,493	Quad/Graphics Inc	Bank of America Merrill Lynch	(5,443)
30,329	Quad/Graphics Inc	Barclays Bank	(2,426)
25,934	Quad/Graphics Inc	Goldman Sachs	(8,558)
33,481	Quad/Graphics Inc	HSBC	(13,392)
5,446	Quad/Graphics Inc	Morgan Stanley	(436)
1,561	Quaker Chemical Corp	Barclays Bank	(31,126)
2,369	Quaker Chemical Corp	Goldman Sachs	(102,530)
2,143	Quaker Chemical Corp	HSBC	(90,670)
206	Quaker Chemical Corp	Morgan Stanley	(4,108)
(814)	QUALCOMM Inc	Bank of America Merrill Lynch	1,147
4,033	QUALCOMM Inc	Barclays Bank	12,785
(4,370)	QUALCOMM Inc	Barclays Bank	(13,853)
(2,667)	QUALCOMM Inc	Goldman Sachs	(9,015)
(505)	QUALCOMM Inc	HSBC	(2,409)
(1,704)	QUALCOMM Inc	Morgan Stanley	(9,917)
5,714	Qualtrics International Inc 'A'	Bank of America Merrill Lynch	(7,915)
(5,119)	Qualtrics International Inc 'A'	Barclays Bank	7,679
611	Qualtrics International Inc 'A'	Barclays Bank	(917)
(2,330)	Qualtrics International Inc 'A'	Goldman Sachs	11,534
2,543	Qualtrics International Inc 'A'	Goldman Sachs	(9,737)

保有高	銘柄	取引相手	未実現純評価益 /(損) (米ドル)
	米国(続き)		
1,105	Qualtrics International Inc 'A'	HSBC	(10,509)
(5,998)	Qualys Inc	Barclays Bank	(20,000)
(3,473)	Qualys Inc	Goldman Sachs	2,857
(2,295)	Qualys Inc	HSBC	10,144
(37,558)	Quanex Building Products Corp	Barclays Bank	75,116
(42,802)	Quanex Building Products Corp	Goldman Sachs	42,802
1,307	Quanta Services Inc	Bank of America Merrill Lynch	2,098
1,902	Quanta Services Inc	Barclays Bank	(2,397)
5,526	Quanta Services Inc	Goldman Sachs	(3,937)
7,491	Quanta Services Inc	HSBC	(3,671)
1,187	Quanta Services Inc	Morgan Stanley	(1,496)
(5,509)	Quanterix Corp	Barclays Bank	17,519
(3,081)	Quanterix Corp	Goldman Sachs	44,459
(4,344)	Quanterix Corp	HSBC	73,370
(21,407)	Quantum Corp	Bank of America Merrill Lynch	16,269
(13,119)	Quantum Corp	Barclays Bank	4,985
(18,472)	Quantum Corp	Goldman Sachs	14,039
(3,222)	QuantumScape Corp	Barclays Bank	15,015
20,627	Quantum- Si Inc	Barclays Bank	(7,426)
356	Quest Diagnostics Inc	Bank of America Merrill Lynch	2,079
(2,479)	Quest Diagnostics Inc	Goldman Sachs	11,411
5,545	Quest Diagnostics Inc	Goldman Sachs	14,881
318	Quest Diagnostics Inc	HSBC	(1,456)
2,587	Quest Diagnostics Inc	Morgan Stanley	4,279
(74)	Quidel Corp	Bank of America Merrill Lynch	(457)
(9,714)	Quidel Corp	Barclays Bank	(81,013)
(3,716)	Quidel Corp	Goldman Sachs	(33,316)
(4,603)	Quidel Corp	HSBC	(122,302)
(903)	Quidel Corp	Morgan Stanley	(6,998)
83	QuinStreet Inc	Bank of America Merrill Lynch	(168)
47,284	QuinStreet Inc	Barclays Bank	(49,648)
46,960	QuinStreet Inc	Goldman Sachs	(94,859)
4,441	QuinStreet Inc	HSBC	(2,931)
8,088	QuinStreet Inc	Morgan Stanley	(8,492)
(67,942)	Quotient Ltd	Barclays Bank	(10,871)
(67,240)	Quotient Ltd	Goldman Sachs	(4,034)
(8,164)	Quotient Ltd	HSBC	735
(15,063)	Quotient Ltd	Morgan Stanley	(2,410)
6,613	Quotient Technology Inc	Goldman Sachs	(3,373)
1,097	Qurate Retail Inc	Goldman Sachs	(1,734)
599	Qurate Retail Inc	HSBC	(2,013)
330	Qurate Retail Inc	Morgan Stanley	(541)
23,285	Qurate Retail Inc 'A'	Barclays Bank	2,329
14,966	Qurate Retail Inc 'A'	Goldman Sachs	(8,231)
(25,873)	Qurate Retail Inc 'A'	Goldman Sachs	6,473

保有高	銘柄	取引相手	未実現純評価益 /(損) (米ドル)
	米国(続き)		
52,107	Qurate Retail Inc 'A'	HSBC	(88,582)
11,715	R1 RCM Inc	Bank of America Merrill Lynch	(24,133)
18,134	R1 RCM Inc	Barclays Bank	(28,406)
24,047	R1 RCM Inc	Goldman Sachs	(47,145)
17,181	R1 RCM Inc	HSBC	(31,224)
6,807	R1 RCM Inc	Morgan Stanley	(10,823)
18,230	Rackspace Technology Inc	Barclays Bank	(10,118)
6,553	Rackspace Technology Inc	Goldman Sachs	(1,802)
2,672	Rackspace Technology Inc	HSBC	(40)
18,660	Rackspace Technology Inc	Morgan Stanley	(10,356)
84,915	Radian Group Inc	Barclays Bank	(116,114)
46,328	Radian Group Inc	Goldman Sachs	(93,583)
26,304	Radian Group Inc	HSBC	(68,390)
14,097	Radian Group Inc	Morgan Stanley	(19,877)
42,943	Radiant Logistics Inc	Bank of America Merrill Lynch	(21,042)
26,454	Radiant Logistics Inc	Barclays Bank	(18,782)
20,165	Radiant Logistics Inc	Goldman Sachs	(9,881)
46,536	Radiant Logistics Inc	HSBC	26,526
47,942	Radiant Logistics Inc	Morgan Stanley	(34,039)
(25,064)	Radius Health Inc	Barclays Bank	30,077
3,890	RadNet Inc	Barclays Bank	(9,608)
6,242	RadNet Inc	HSBC	(41,572)
(16,350)	Rafael Holdings Inc 'B'	Barclays Bank	1,472
(12,818)	Rafael Holdings Inc 'B'	Goldman Sachs	11,953
(2,725)	Rafael Holdings Inc 'B'	HSBC	5,150
(1,904)	Rafael Holdings Inc 'B'	Morgan Stanley	171
4,604	Rallybio Corp	Barclays Bank	(668)
2,102	Rallybio Corp	Goldman Sachs	(893)
5,091	Rallybio Corp	HSBC	(24,513)
1,692	Rallybio Corp	Morgan Stanley	(245)
674	Ralph Lauren Corp	Bank of America Merrill Lynch	(4,940)
13,909	Ralph Lauren Corp	Barclays Bank	(84,226)
12,148	Ralph Lauren Corp	Goldman Sachs	(64,089)
8,708	Ralph Lauren Corp	HSBC	(98,052)
7,862	Ralph Lauren Corp	Morgan Stanley	(54,955)
(2,264)	Ramaco Resources Inc	Bank of America Merrill Lynch	(136)
(17,432)	Ramaco Resources Inc	Barclays Bank	(7,147)
(5,963)	Ramaco Resources Inc	Goldman Sachs	(358)
58,690	Rambus Inc	Goldman Sachs	195,902
12,209	Rambus Inc	HSBC	14,514
(84,995)	Range Resources Corp	Barclays Bank	92,739
(57,477)	Range Resources Corp	Goldman Sachs	187,375
7,180	Ranger Energy Services Inc	Bank of America Merrill Lynch	(9,549)
3,685	Ranger Energy Services Inc	Goldman Sachs	(4,901)
10,017	Ranger Energy Services Inc	Morgan Stanley	(10,117)

保有高	銘柄	取引相手	未実現純評価益 /(損) (米ドル)
	米国(続き)		
1,016	Rani Therapeutics Holdings Inc 'A'	Bank of America Merrill Lynch	(102)
1,081	Rani Therapeutics Holdings Inc 'A'	Goldman Sachs	(108)
6,942	Ranpak Holdings Corp	Barclays Bank	(4,304)
2,098	Rapid7 Inc	Bank of America Merrill Lynch	(3,494)
9,518	Rapid7 Inc	Barclays Bank	22,428
13,388	Rapid7 Inc	Goldman Sachs	(42,691)
11,269	Rapid7 Inc	HSBC	(105,648)
10,935	Rapid7 Inc	Morgan Stanley	22,491
(13,699)	RAPT Therapeutics Inc	Barclays Bank	12,740
(2,685)	RAPT Therapeutics Inc	Goldman Sachs	15,519
(48,912)	Rattler Midstream LP	Barclays Bank	489
995	Raymond James Financial Inc	Barclays Bank	1,075
(2,431)	Raymond James Financial Inc	Barclays Bank	(2,625)
4,307	Raymond James Financial Inc	HSBC	(4,564)
(6,132)	Rayonier Advanced Materials Inc	Bank of America Merrill Lynch	5,641
(35,425)	Rayonier Advanced Materials Inc	Barclays Bank	13,816
(10,546)	Rayonier Advanced Materials Inc	Goldman Sachs	3,128
(19,064)	Rayonier Advanced Materials Inc	Morgan Stanley	7,435
(1,668)	Rayonier Inc (REIT)	Bank of America Merrill Lynch	1,101
(76,935)	Rayonier Inc (REIT)	Barclays Bank	106,940
(48,871)	Rayonier Inc (REIT)	Goldman Sachs	31,584
(70,242)	Rayonier Inc (REIT)	HSBC	70,853
(74,082)	Rayonier Inc (REIT)	Morgan Stanley	102,974
(3,624)	RBB Bancorp	Barclays Bank	9,060
(3,139)	RBB Bancorp	Goldman Sachs	9,260
(11,347)	RBB Bancorp	HSBC	34,608
(2,835)	RBC Bearings Inc	Bank of America Merrill Lynch	87,261
(12,958)	RBC Bearings Inc	Barclays Bank	86,041
(11,414)	RBC Bearings Inc	Goldman Sachs	351,323
(6,637)	RBC Bearings Inc	Morgan Stanley	44,070
(1,743)	RCI Hospitality Holdings Inc	Barclays Bank	11,068
(3,199)	RCI Hospitality Holdings Inc	Goldman Sachs	33,737
(4,744)	RCI Hospitality Holdings Inc	HSBC	50,097
9,590	RE/MAX Holdings Inc 'A'	Barclays Bank	(33,661)
1,950	RE/MAX Holdings Inc 'A'	Goldman Sachs	(7,449)
33,146	RE/MAX Holdings Inc 'A'	Morgan Stanley	(116,342)
(497)	Reading International Inc 'A'	Bank of America Merrill Lynch	413
(30,500)	Reading International Inc 'A'	HSBC	21,960
(30,728)	Ready Capital Corp (REIT)	Barclays Bank	9,526
(1,292)	Ready Capital Corp (REIT)	Goldman Sachs	594
(2,976)	Ready Capital Corp (REIT)	HSBC	1,786
2,296	RealNetworks Inc	Bank of America Merrill Lynch	(413)
23,574	RealNetworks Inc	Barclays Bank	(707)
10,875	RealNetworks Inc	HSBC	(2,936)
2,109	Realogy Holdings Corp	Bank of America Merrill Lynch	(3,585)

保有高	銘柄	取引相手	未実現純評価益 /(損) (米ドル)
	米国(続き)		
30,228	Realty Holdings Corp	Barclays Bank	(21,764)
20,495	Realty Holdings Corp	Goldman Sachs	(33,087)
4,249	Realty Holdings Corp	Morgan Stanley	(3,059)
6,045	RealReal Inc	Barclays Bank	4,715
7,868	RealReal Inc	Goldman Sachs	(5,508)
5,882	RealReal Inc	HSBC	13,058
2,227	RealReal Inc	Morgan Stanley	1,737
(15,704)	Realty Income Corp (REIT)	Bank of America Merrill Lynch	29,681
(29,674)	Realty Income Corp (REIT)	Barclays Bank	42,731
496	Realty Income Corp (REIT)	Goldman Sachs	(937)
(2,228)	Realty Income Corp (REIT)	HSBC	4,946
(1,148)	Realty Income Corp (REIT)	Morgan Stanley	1,653
(1,145)	Reata Pharmaceuticals Inc 'A'	Bank of America Merrill Lynch	13,602
(1,407)	Reata Pharmaceuticals Inc 'A'	Barclays Bank	7,302
586	Reata Pharmaceuticals Inc 'A'	Barclays Bank	(3,041)
(2,007)	Reata Pharmaceuticals Inc 'A'	Goldman Sachs	23,844
2,299	Reata Pharmaceuticals Inc 'A'	Goldman Sachs	(24,520)
(1,657)	Reata Pharmaceuticals Inc 'A'	HSBC	38,558
(2,777)	Reata Pharmaceuticals Inc 'A'	Morgan Stanley	14,413
(31,919)	Recro Pharma Inc	Bank of America Merrill Lynch	4,469
(41,295)	Recro Pharma Inc	Barclays Bank	(2,065)
(45,995)	Recro Pharma Inc	Goldman Sachs	6,439
(3,123)	Recro Pharma Inc	HSBC	1,062
(7,345)	Recro Pharma Inc	Morgan Stanley	(367)
5,777	Recursion Pharmaceuticals Inc 'A'	Barclays Bank	14,616
8,591	Recursion Pharmaceuticals Inc 'A'	Goldman Sachs	3,694
1,560	Recursion Pharmaceuticals Inc 'A'	Morgan Stanley	3,947
(7,878)	Red River Bancshares Inc	Barclays Bank	(906)
(6,513)	Red River Bancshares Inc	Goldman Sachs	(8,369)
(3,874)	Red River Bancshares Inc	HSBC	(4,552)
(6,299)	Red River Bancshares Inc	Morgan Stanley	(724)
3,417	Red Robin Gourmet Burgers Inc	Barclays Bank	(6,731)
1,986	Red Robin Gourmet Burgers Inc	Goldman Sachs	(7,487)
5,722	Red Robin Gourmet Burgers Inc	HSBC	(31,299)
3,191	Red Robin Gourmet Burgers Inc	Morgan Stanley	(6,286)
(8,729)	Red Rock Resorts Inc 'A'	Barclays Bank	8,641
(3,192)	Red Rock Resorts Inc 'A'	Goldman Sachs	14,268
(17,527)	Red Rock Resorts Inc 'A'	Morgan Stanley	17,352
(9,248)	Red Violet Inc	Barclays Bank	17,479
(2,028)	Red Violet Inc	HSBC	(1,521)
3,349	Redbox Entertainment Inc	Barclays Bank	(6,363)
2,298	Redbox Entertainment Inc	Morgan Stanley	(4,366)
(20,864)	Redfin Corp	Barclays Bank	40,603
(17,122)	Redfin Corp	Goldman Sachs	83,556
(4,156)	Redfin Corp	HSBC	21,141

保有高	銘柄	取引相手	未実現純評価益 /(損) (米ドル)
	米国(続き)		
10,372	Redwire Corp	Barclays Bank	(4,356)
4,596	Redwire Corp	HSBC	(13,972)
(32)	Regal Rexnord Corp	Bank of America Merrill Lynch	350
10,300	Regal Rexnord Corp	Barclays Bank	(92,597)
2,165	Regal Rexnord Corp	Goldman Sachs	(18,272)
4,356	Regal Rexnord Corp	HSBC	(18,382)
(469)	Regal Rexnord Corp	HSBC	3,847
3,492	Regal Rexnord Corp	Morgan Stanley	(31,394)
14,917	Regency Centers Corp (REIT)	Morgan Stanley	(55,491)
627	Regeneron Pharmaceuticals Inc	Goldman Sachs	(2,639)
(442)	Regeneron Pharmaceuticals Inc	HSBC	(11,624)
3,911	REGENXBIO Inc	Goldman Sachs	(4,967)
4,539	Regional Management Corp	Goldman Sachs	(11,665)
12,064	Regional Management Corp	Morgan Stanley	(57,666)
13,423	Regions Financial Corp	Bank of America Merrill Lynch	(15,034)
26,430	Regions Financial Corp	Barclays Bank	(24,580)
115,096	Regions Financial Corp	Goldman Sachs	(128,908)
42,261	Regions Financial Corp	HSBC	(58,320)
75,252	Regions Financial Corp	Morgan Stanley	(69,984)
(23,054)	Regis Corp	Bank of America Merrill Lynch	19,596
(8,027)	Regis Corp	Barclays Bank	963
(5,604)	Regis Corp	Goldman Sachs	4,763
(29,549)	Regis Corp	HSBC	1,477
(7,687)	Regis Corp	Morgan Stanley	922
228	Reinsurance Group of America Inc	Bank of America Merrill Lynch	(3,716)
19,261	Reinsurance Group of America Inc	Barclays Bank	(215,338)
23,886	Reinsurance Group of America Inc	Goldman Sachs	(389,342)
8,129	Reinsurance Group of America Inc	HSBC	(141,526)
3,840	Reinsurance Group of America Inc	Morgan Stanley	(42,931)
10,697	Relay Therapeutics Inc	Barclays Bank	(53,913)
1,338	Relay Therapeutics Inc	Goldman Sachs	(8,135)
5,403	Reliance Steel & Aluminum Co	Bank of America Merrill Lynch	(55,111)
17,846	Reliance Steel & Aluminum Co	Barclays Bank	(163,113)
8,867	Reliance Steel & Aluminum Co	Goldman Sachs	(90,443)
6,955	Reliance Steel & Aluminum Co	Morgan Stanley	(63,569)
(6,052)	Reliant Bancorp Inc	Barclays Bank	13,859
(24,207)	Reliant Bancorp Inc	Goldman Sachs	41,636
(811)	Reliant Bancorp Inc	HSBC	1,898
(3,988)	Reliant Bancorp Inc	Morgan Stanley	9,133
1,977	Relmada Therapeutics Inc	Barclays Bank	(2,847)
4,564	Relmada Therapeutics Inc	Goldman Sachs	(21,588)
4,803	Relmada Therapeutics Inc	HSBC	(27,221)
6,686	Relmada Therapeutics Inc	Morgan Stanley	(9,628)
(8,182)	RenaissanceRe Holdings Ltd	Barclays Bank	110,375
(3,938)	RenaissanceRe Holdings Ltd	Goldman Sachs	15,004

保有高	銘柄	取引相手	未実現純評価益 /(損) (米ドル)
	米国(続き)		
(12,383)	RenaissanceRe Holdings Ltd	HSBC	82,842
(10,831)	RenaissanceRe Holdings Ltd	Morgan Stanley	146,110
(72,750)	Renasant Corp	Morgan Stanley	188,422
1,801	Reneo Pharmaceuticals Inc	Bank of America Merrill Lynch	(2,197)
2,149	Reneo Pharmaceuticals Inc	Barclays Bank	(3,610)
1,471	Reneo Pharmaceuticals Inc	Morgan Stanley	(2,471)
(1,173)	Renewable Energy Group Inc	Barclays Bank	3,062
(179)	Renewable Energy Group Inc	Goldman Sachs	730
1,199	Renewable Energy Group Inc	Morgan Stanley	(3,129)
1,388	Rent the Runway Inc 'A'	HSBC	(2,789)
1,284	Rent the Runway Inc 'A'	Morgan Stanley	(1,926)
(1,975)	Rent-A-Center Inc	Barclays Bank	1,264
(6,715)	Rent-A-Center Inc	Goldman Sachs	(764)
(5,659)	Rent-A-Center Inc	HSBC	(1,665)
(18,799)	Rentech Inc*	Morgan Stanley	56
(11,508)	Repay Holdings Corp	Morgan Stanley	19,333
914	Repligen Corp	Bank of America Merrill Lynch	33,032
(294)	Repligen Corp	Bank of America Merrill Lynch	(9,202)
353	Repligen Corp	Barclays Bank	8,292
2,128	Repligen Corp	Goldman Sachs	76,906
659	Repligen Corp	HSBC	16,001
(198)	Repligen Corp	HSBC	(7,709)
(3,598)	Replimune Group Inc	Barclays Bank	17,774
(7,574)	Replimune Group Inc	Goldman Sachs	31,962
(1,884)	Replimune Group Inc	HSBC	8,497
(1,677)	Replimune Group Inc	Morgan Stanley	8,284
(49,825)	Repro-Med Systems Inc	Bank of America Merrill Lynch	1,495
(3,548)	Repro-Med Systems Inc	Morgan Stanley	319
(8,330)	Republic Bancorp Inc 'A'	Barclays Bank	34,569
(10,675)	Republic Bancorp Inc 'A'	Goldman Sachs	43,981
(4,459)	Republic Bancorp Inc 'A'	HSBC	25,818
73,856	Republic First Bancorp Inc	Bank of America Merrill Lynch	(6,278)
91,287	Republic First Bancorp Inc	Barclays Bank	(19,627)
148,695	Republic First Bancorp Inc	Goldman Sachs	(12,639)
12,993	Republic First Bancorp Inc	HSBC	974
258,229	Republic First Bancorp Inc	Morgan Stanley	(55,519)
4,515	Republic Services Inc	Bank of America Merrill Lynch	6,095
5,988	Republic Services Inc	Barclays Bank	(2,156)
5,984	Republic Services Inc	Goldman Sachs	8,078
12,310	Republic Services Inc	HSBC	23,213
6,735	Republic Services Inc	Morgan Stanley	(2,425)
(14,831)	Research Frontiers Inc	Barclays Bank	(297)
(14,789)	Research Frontiers Inc	HSBC	4,141
(66,270)	Research Frontiers Inc	Morgan Stanley	(1,325)
(14,108)	Resideo Technologies Inc	Barclays Bank	11,286

保有高	銘柄	取引相手	未実現純評価益 /(損) (米ドル)
	米国(続き)		
4,830	Resideo Technologies Inc	Barclays Bank	(3,864)
3,075	Resideo Technologies Inc	Goldman Sachs	(830)
2,738	Resideo Technologies Inc	HSBC	2,054
252	ResMed Inc	Bank of America Merrill Lynch	(1,008)
(3,747)	ResMed Inc	Barclays Bank	(4,309)
(9,361)	ResMed Inc	Goldman Sachs	37,444
(4,813)	ResMed Inc	Morgan Stanley	(5,535)
(6,381)	Resonant Inc	Barclays Bank	670
45,158	Resources Connection Inc	Barclays Bank	(48,319)
8,149	Resources Connection Inc	Goldman Sachs	(11,409)
9,235	Resources Connection Inc	HSBC	(10,251)
(1,855)	Restorbion Inc*	Bank of America Merrill Lynch	-
(2,339)	Restorbion Inc*	Barclays Bank	-
(73,195)	Retail Opportunity Investments Corp (REIT)	Barclays Bank	69,535
(65,612)	Retail Opportunity Investments Corp (REIT)	Goldman Sachs	62,402
(126,654)	Retail Opportunity Investments Corp (REIT)	HSBC	54,434
(41,196)	Retail Opportunity Investments Corp (REIT)	Morgan Stanley	39,136
(37,340)	REV Group Inc	Barclays Bank	62,358
(41,769)	REV Group Inc	Goldman Sachs	74,349
(1,668)	Revance Therapeutics Inc	Barclays Bank	651
(13,905)	Revance Therapeutics Inc	Goldman Sachs	4,157
(14,063)	Revance Therapeutics Inc	HSBC	12,233
(11,645)	Revlon Inc 'A'	HSBC	32,788
616	REVOLUTION Medicines Inc	Bank of America Merrill Lynch	(2,760)
2,386	REVOLUTION Medicines Inc	Barclays Bank	(2,744)
731	REVOLUTION Medicines Inc	Goldman Sachs	(3,275)
3,229	REVOLUTION Medicines Inc	Morgan Stanley	(3,713)
(1,942)	Revolve Group Inc	Barclays Bank	7,729
(2,459)	Revolve Group Inc	Goldman Sachs	9,856
(1,083)	Revolve Group Inc	HSBC	6,069
(533)	REX American Resources Corp	Bank of America Merrill Lynch	(1,642)
(1,075)	REX American Resources Corp	Barclays Bank	1,333
(517)	REX American Resources Corp	Goldman Sachs	(1,592)
(514)	REX American Resources Corp	Morgan Stanley	637
(36,095)	Rexford Industrial Realty Inc (REIT)	Barclays Bank	(9,385)
(14,753)	Rexford Industrial Realty Inc (REIT)	HSBC	(29,211)
(2,975)	Reynolds Consumer Products Inc	Barclays Bank	1,607
(31,865)	Reynolds Consumer Products Inc	HSBC	(18,482)
(5,830)	RGC Resources Inc	Bank of America Merrill Lynch	4,693
(6,892)	RGC Resources Inc	Barclays Bank	3,343
(7,553)	RGC Resources Inc	Goldman Sachs	6,080
(7,122)	RGC Resources Inc	HSBC	3,312
(1,805)	RH	Bank of America Merrill Lynch	99,690
(312)	RH	Barclays Bank	10,312
(1,058)	RH	Morgan Stanley	34,967

保有高	銘柄	取引相手	未実現純評価益 /(損) (米ドル)
	米国(続き)		
(2,764)	Rhythm Pharmaceuticals Inc	Goldman Sachs	11,581
(8,996)	Rhythm Pharmaceuticals Inc	HSBC	39,043
(2,774)	Rhythm Pharmaceuticals Inc	Morgan Stanley	2,524
2,606	Ribbon Communications Inc	Bank of America Merrill Lynch	(1,590)
11,119	Ribbon Communications Inc	Barclays Bank	(3,002)
12,272	Ribbon Communications Inc	Goldman Sachs	(7,486)
14,805	Ribbon Communications Inc	HSBC	(9,919)
14,047	Richmond Mutual BanCorp Inc	Barclays Bank	(1,756)
27,625	Richmond Mutual BanCorp Inc	Goldman Sachs	4,282
12,072	Richmond Mutual BanCorp Inc	Morgan Stanley	(1,509)
(55,070)	Rigel Pharmaceuticals Inc	Barclays Bank	9,362
(53,937)	Rigel Pharmaceuticals Inc	Goldman Sachs	18,080
(56,727)	Rigel Pharmaceuticals Inc	HSBC	31,767
(11,946)	Riley Exploration Permian Inc	Goldman Sachs	90,670
(14,118)	Rimini Street Inc	Barclays Bank	141
(15,143)	Rimini Street Inc	Goldman Sachs	4,684
(32,956)	Rimini Street Inc	HSBC	22,022
2,547	RingCentral Inc 'A'	Bank of America Merrill Lynch	(101,575)
2,050	RingCentral Inc 'A'	Barclays Bank	12,369
4,688	RingCentral Inc 'A'	Goldman Sachs	(186,958)
2,933	RingCentral Inc 'A'	HSBC	(16,307)
179	RingCentral Inc 'A'	Morgan Stanley	1,588
(8,276)	Riot Blockchain Inc	Barclays Bank	(42,373)
(599)	Riot Blockchain Inc	Goldman Sachs	(1,458)
8,720	Rite Aid Corp	Barclays Bank	(4,622)
135,311	Riverview Bancorp Inc	Bank of America Merrill Lynch	(47,359)
28,341	Riverview Bancorp Inc	Goldman Sachs	(9,919)
79,247	Riverview Bancorp Inc	Morgan Stanley	(30,906)
18,153	RLI Corp	Barclays Bank	(179,533)
14,129	RLI Corp	Goldman Sachs	(91,155)
871	RLI Corp	HSBC	(6,820)
6,682	RLI Corp	Morgan Stanley	(66,085)
(84,323)	RLJ Lodging Trust (REIT)	Barclays Bank	63,242
(42,060)	RLJ Lodging Trust (REIT)	Goldman Sachs	68,137
4,827	RMR Group Inc 'A'	Morgan Stanley	(17,619)
(11,680)	Roadrunner Transportation Systems Inc	Bank of America Merrill Lynch	(9,052)
(8,458)	Roadrunner Transportation Systems Inc	Goldman Sachs	(6,555)
1,290	Robert Half International Inc	Bank of America Merrill Lynch	(4,309)
10,333	Robert Half International Inc	Barclays Bank	(49,495)
409	Robert Half International Inc	Goldman Sachs	(1,888)
2,413	Robert Half International Inc	HSBC	(12,355)
17,263	Robert Half International Inc	Morgan Stanley	(82,690)
(16,018)	Robinhood Markets Inc 'A'	Bank of America Merrill Lynch	30,274
(7,131)	Robinhood Markets Inc 'A'	Barclays Bank	3,992
(11,345)	Robinhood Markets Inc 'A'	Goldman Sachs	5,749

保有高	銘柄	取引相手	未実現純評価益 /(損) (米ドル)
	米国(続き)		
(24,101)	Robinhood Markets Inc 'A'	HSBC	3,756
(677)	ROBLOX Corp 'A'	Bank of America Merrill Lynch	(8,189)
(975)	ROBLOX Corp 'A'	Barclays Bank	(19,133)
(8,737)	ROBLOX Corp 'A'	Goldman Sachs	(114,608)
(1,000)	ROBLOX Corp 'A'	HSBC	(15,404)
(46,314)	Rocket Cos Inc 'A'	Bank of America Merrill Lynch	21,521
(4,894)	Rocket Cos Inc 'A'	Barclays Bank	(2,398)
(3,520)	Rocket Cos Inc 'A'	Goldman Sachs	2,042
(8,167)	Rocket Lab USA Inc	Bank of America Merrill Lynch	(14,782)
(17,920)	Rocket Lab USA Inc	Barclays Bank	(5,424)
(35,471)	Rocket Lab USA Inc	HSBC	(38,307)
(77,486)	Rocket Lab USA Inc	Morgan Stanley	(44,571)
(1,727)	Rocket Pharmaceuticals Inc	Bank of America Merrill Lynch	2,591
(2,440)	Rocket Pharmaceuticals Inc	Goldman Sachs	4,891
(3,225)	Rocket Pharmaceuticals Inc	HSBC	25,760
(3,986)	Rocket Pharmaceuticals Inc	Morgan Stanley	7,454
16,839	Rockley Photonics Holdings Ltd	Barclays Bank	1,852
6,267	Rockley Photonics Holdings Ltd	Goldman Sachs	(376)
22,127	Rockley Photonics Holdings Ltd	HSBC	6,196
81	Rockwell Automation Inc	Bank of America Merrill Lynch	(307)
3,112	Rockwell Automation Inc	Barclays Bank	(29,502)
3,553	Rockwell Automation Inc	Goldman Sachs	3,194
6,645	Rockwell Automation Inc	HSBC	15,217
1,083	Rockwell Automation Inc	Morgan Stanley	(10,267)
(19,921)	Rockwell Medical Inc	Bank of America Merrill Lynch	1,106
(7,977)	Rockwell Medical Inc	Barclays Bank	14
(87,368)	Rockwell Medical Inc	Morgan Stanley	149
(2,119)	Rocky Brands Inc	Goldman Sachs	2,096
2,491	Roivant Sciences Ltd	Goldman Sachs	(3,279)
3,000	Roivant Sciences Ltd	HSBC	(986)
772	Roku Inc	Bank of America Merrill Lynch	(26,857)
5,886	Roku Inc	Barclays Bank	17,921
3,847	Roku Inc	Goldman Sachs	(156,804)
535	Roku Inc	HSBC	(23,080)
1,475	Roku Inc	Morgan Stanley	4,499
6,869	Rollins Inc	Bank of America Merrill Lynch	(7,831)
16,654	Rollins Inc	Barclays Bank	(12,775)
32,692	Rollins Inc	Goldman Sachs	(29,147)
6,584	Rollins Inc	HSBC	(6,650)
2,733	Rollins Inc	Morgan Stanley	(1,367)
(5,945)	Romeo Power Inc	Bank of America Merrill Lynch	2,378
(86,533)	Romeo Power Inc	Barclays Bank	16,441
(11,919)	Romeo Power Inc	Goldman Sachs	4,768
(2,224)	Romeo Power Inc	Morgan Stanley	423
3,547	Roper Technologies Inc	Bank of America Merrill Lynch	(41,252)

保有高	銘柄	取引相手	未実現純評価益 /(損) (米ドル)
	米国(続き)		
3,967	Roper Technologies Inc	Barclays Bank	(74,818)
1,129	Roper Technologies Inc	Goldman Sachs	(13,130)
2,806	Roper Technologies Inc	HSBC	(40,687)
6,223	Roper Technologies Inc	Morgan Stanley	(117,366)
(4,412)	Ross Stores Inc	Bank of America Merrill Lynch	17,711
(13,277)	Ross Stores Inc	Barclays Bank	28,678
(23,797)	Ross Stores Inc	Goldman Sachs	155,150
(9,180)	Ross Stores Inc	HSBC	81,756
(4,237)	Ross Stores Inc	Morgan Stanley	9,152
(3,177)	Roth CH Acquisition I Co Parent Corp	Barclays Bank	4,416
(12,132)	Roth CH Acquisition I Co Parent Corp	Goldman Sachs	1,472
(7,730)	Roth CH Acquisition I Co Parent Corp	HSBC	(2,096)
(1,652)	Rover Group Inc	Goldman Sachs	5,865
8,727	Royal Caribbean Cruises Ltd	Bank of America Merrill Lynch	(136,042)
(7,824)	Royal Caribbean Cruises Ltd	Barclays Bank	82,934
49	Royal Caribbean Cruises Ltd	Goldman Sachs	(719)
(4,560)	Royal Caribbean Cruises Ltd	Morgan Stanley	48,336
1,475	Royal Caribbean Cruises Ltd	Morgan Stanley	692
4,662	Royal Gold Inc	Bank of America Merrill Lynch	(14,035)
14,326	Royal Gold Inc	Barclays Bank	(6,307)
5,146	Royal Gold Inc	Goldman Sachs	(8,163)
6,382	Royal Gold Inc	HSBC	411
7,159	Royal Gold Inc	Morgan Stanley	(1,741)
1,785	Royalty Pharma Plc 'A'	Bank of America Merrill Lynch	(311)
1,685	Royalty Pharma Plc 'A'	Goldman Sachs	259
1,366	Royalty Pharma Plc 'A'	Morgan Stanley	(137)
(50,215)	RPC Inc	Bank of America Merrill Lynch	45,193
(81,224)	RPC Inc	Barclays Bank	1,624
(4,796)	RPC Inc	HSBC	6,235
(4,187)	RPC Inc	Morgan Stanley	84
(24,459)	RPM International Inc	Barclays Bank	46,472
(27,458)	RPM International Inc	Goldman Sachs	50,248
(17,305)	RPM International Inc	HSBC	(51,050)
(14,226)	RPM International Inc	Morgan Stanley	27,029
1,836	RPT Realty (REIT)	Goldman Sachs	(1,717)
20,111	RPT Realty (REIT)	HSBC	(18,982)
25,411	RPT Realty (REIT)	Morgan Stanley	(20,837)
(15,110)	Rubicon Technology Inc	Morgan Stanley	3,929
(8,624)	Rubius Therapeutics Inc	Barclays Bank	10,608
7,614	Rush Enterprises Inc 'A'	Bank of America Merrill Lynch	(9,441)
23,453	Rush Enterprises Inc 'A'	Barclays Bank	(119,376)
11,366	Rush Enterprises Inc 'A'	Goldman Sachs	(17,594)
1,762	Rush Enterprises Inc 'A'	Morgan Stanley	(8,277)
5,156	Rush Enterprises Inc 'B'	Bank of America Merrill Lynch	(6,471)
12,287	Rush Enterprises Inc 'B'	Barclays Bank	(51,667)

保有高	銘柄	取引相手	未実現純評価益 /(損) (米ドル)
	米国(続き)		
8,302	Rush Enterprises Inc 'B'	Goldman Sachs	(10,419)
4,585	Rush Enterprises Inc 'B'	HSBC	(12,769)
8,509	Rush Enterprises Inc 'B'	Morgan Stanley	(35,780)
9,352	Rush Street Interactive Inc	Barclays Bank	(20,855)
3,080	Rush Street Interactive Inc	Goldman Sachs	(6,129)
5,068	Rush Street Interactive Inc	HSBC	(7,146)
2,507	Ruth's Hospitality Group Inc	Barclays Bank	(3,334)
4,522	Ruth's Hospitality Group Inc	Goldman Sachs	(8,592)
5,052	Ruth's Hospitality Group Inc	HSBC	(12,731)
9,015	Ruth's Hospitality Group Inc	Morgan Stanley	(11,990)
1,327	Ryder System Inc	Bank of America Merrill Lynch	(4,294)
53,947	Ryder System Inc	Barclays Bank	(112,210)
18,589	Ryder System Inc	Goldman Sachs	(65,433)
587	Ryder System Inc	HSBC	(129)
37,335	Ryder System Inc	Morgan Stanley	(77,304)
21,243	Ryerson Holding Corp	Goldman Sachs	(57,356)
(7,102)	Ryman Hospitality Properties Inc (REIT)	Bank of America Merrill Lynch	100,919
(15,973)	Ryman Hospitality Properties Inc (REIT)	Barclays Bank	140,403
(1,593)	Ryman Hospitality Properties Inc (REIT)	Goldman Sachs	22,637
(15,764)	Ryman Hospitality Properties Inc (REIT)	HSBC	209,703
(3,808)	Ryman Hospitality Properties Inc (REIT)	Morgan Stanley	33,472
56	S&P Global Inc	Bank of America Merrill Lynch	537
7,910	S&P Global Inc	Barclays Bank	53,393
4,721	S&P Global Inc	Goldman Sachs	26,438
1,125	S&P Global Inc	HSBC	3,623
3,209	S&P Global Inc	Morgan Stanley	21,712
(31,691)	S&T Bancorp Inc	Barclays Bank	76,375
(33,429)	S&T Bancorp Inc	Goldman Sachs	79,561
(23,055)	S&T Bancorp Inc	HSBC	57,176
(33,929)	S&T Bancorp Inc	Morgan Stanley	81,769
3,942	SAB Biotherapeutics Inc	HSBC	2,121
(21,821)	Sabra Health Care Inc (REIT)	Bank of America Merrill Lynch	34,259
(159,531)	Sabra Health Care Inc (REIT)	Barclays Bank	205,795
(89,940)	Sabra Health Care Inc (REIT)	Goldman Sachs	141,206
(53,337)	Sabra Health Care Inc (REIT)	HSBC	94,406
(32,668)	Sabra Health Care Inc (REIT)	Morgan Stanley	42,142
(67,418)	Sabre Corp	Barclays Bank	26,631
(20,465)	Sabre Corp	Goldman Sachs	31,209
(75,413)	Sabre Corp	Morgan Stanley	29,788
15,992	Safe Bulkers Inc	Barclays Bank	4,158
8,308	Safe Bulkers Inc	Goldman Sachs	582
43,066	Safe Bulkers Inc	HSBC	(4,737)
7,761	Safe Bulkers Inc	Morgan Stanley	2,018
(216,832)	Safeguard Scientifics Inc	Bank of America Merrill Lynch	203,822
(9,877)	Safeguard Scientifics Inc	Barclays Bank	4,543

保有高	銘柄	取引相手	未実現純評価益 /(損) (米ドル)
	米国(続き)		
(6,589)	Safeguard Scientifics Inc	Goldman Sachs	6,194
(820)	Safety Insurance Group Inc	Bank of America Merrill Lynch	3,698
(1,744)	Safety Insurance Group Inc	Barclays Bank	3,732
(6,542)	Safety Insurance Group Inc	Goldman Sachs	21,136
(1,245)	Safety Insurance Group Inc	HSBC	3,708
(4,838)	Safety Insurance Group Inc	Morgan Stanley	10,353
490	Saga Communications Inc 'A'	Bank of America Merrill Lynch	(1,117)
368	Saga Communications Inc 'A'	Barclays Bank	(475)
6,971	Saga Communications Inc 'A'	Goldman Sachs	(15,894)
458	Saga Communications Inc 'A'	HSBC	(769)
3,491	Saga Communications Inc 'A'	Morgan Stanley	(4,503)
(3,158)	Sage Therapeutics Inc	Barclays Bank	4,453
(8,329)	Sage Therapeutics Inc	Goldman Sachs	23,462
(11,875)	Sage Therapeutics Inc	HSBC	44,620
(2,580)	Saia Inc	Barclays Bank	40,042
(3,257)	Saia Inc	Goldman Sachs	30,876
(1,582)	Saia Inc	HSBC	28,049
1,142	Saia Inc	HSBC	(20,248)
(1,481)	Saia Inc	Morgan Stanley	22,986
8,156	Sailpoint Technologies Holdings Inc	Barclays Bank	(7,667)
(8,748)	Sailpoint Technologies Holdings Inc	HSBC	47,573
234	salesforce.com Inc	Barclays Bank	19
1,599	salesforce.com Inc	Goldman Sachs	(11,129)
146	salesforce.com Inc	Morgan Stanley	1,216
2,947	Salisbury Bancorp Inc	Bank of America Merrill Lynch	(12,156)
6,252	Salisbury Bancorp Inc	Barclays Bank	(14,849)
7,461	Salisbury Bancorp Inc	Goldman Sachs	(30,777)
2,637	Salisbury Bancorp Inc	HSBC	(5,735)
484	Sally Beauty Holdings Inc	Barclays Bank	(803)
13,626	Sally Beauty Holdings Inc	Goldman Sachs	(3,952)
(4,674)	Sana Biotechnology Inc	Barclays Bank	4,207
(9,633)	Sana Biotechnology Inc	Goldman Sachs	32,271
315	Sanderson Farms Inc	Bank of America Merrill Lynch	70
1,988	Sanderson Farms Inc	Barclays Bank	(535)
(2,201)	Sanderson Farms Inc	Barclays Bank	770
(3,787)	Sanderson Farms Inc	Goldman Sachs	(2,007)
195	Sanderson Farms Inc	Goldman Sachs	(55)
(1,128)	Sanderson Farms Inc	HSBC	959
2,283	Sanderson Farms Inc	HSBC	(1,599)
23,926	SandRidge Energy Inc	Barclays Bank	(11,245)
7,645	SandRidge Energy Inc	Goldman Sachs	(20,565)
4,214	SandRidge Energy Inc	Morgan Stanley	(1,981)
6,023	Sandy Spring Bancorp Inc	Bank of America Merrill Lynch	(20,719)
29,732	Sandy Spring Bancorp Inc	Barclays Bank	(102,278)
620	Sandy Spring Bancorp Inc	Goldman Sachs	(1,901)

保有高	銘柄	取引相手	未実現純評価益 /(損) (米ドル)
	米国(続き)		
41,235	Sangamo Therapeutics Inc	Barclays Bank	(32,576)
45,829	Sangamo Therapeutics Inc	Goldman Sachs	(77,451)
5,845	Sangamo Therapeutics Inc	Morgan Stanley	(4,618)
(31,565)	Sanmina Corp	Barclays Bank	67,549
(52,765)	Sanmina Corp	Goldman Sachs	179,401
(1,803)	Santander Consumer USA Holdings Inc	Bank of America Merrill Lynch	90
(25,241)	Santander Consumer USA Holdings Inc	Barclays Bank	7,572
(36,539)	Santander Consumer USA Holdings Inc	Goldman Sachs	1,827
(36,178)	Santander Consumer USA Holdings Inc	HSBC	(3,454)
(12,543)	Santander Consumer USA Holdings Inc	Morgan Stanley	3,763
(26,464)	Sapiens International Corp NV	Barclays Bank	29,110
3,576	Sarcos Technology and Robotics Corp	HSBC	1,323
664	Sarepta Therapeutics Inc	Bank of America Merrill Lynch	(75)
1,159	Sarepta Therapeutics Inc	Barclays Bank	1,878
1,868	Sarepta Therapeutics Inc	Morgan Stanley	3,026
8,648	Satsuma Pharmaceuticals Inc	Morgan Stanley	(5,708)
(3,390)	Saul Centers Inc (REIT)	Bank of America Merrill Lynch	7,424
(21,591)	Saul Centers Inc (REIT)	Barclays Bank	81,830
(10,018)	Saul Centers Inc (REIT)	Goldman Sachs	21,939
(353)	Saul Centers Inc (REIT)	Morgan Stanley	1,338
(58,571)	Savara Inc	Barclays Bank	3,514
(542)	SB Financial Group Inc	Bank of America Merrill Lynch	263
(5,100)	SB Financial Group Inc	Barclays Bank	1,658
675	SBA Communications Corp (REIT)	Barclays Bank	8,411
1,039	SBA Communications Corp (REIT)	Goldman Sachs	8,530
842	SBA Communications Corp (REIT)	Morgan Stanley	10,491
16,974	ScanSource Inc	Bank of America Merrill Lynch	(69,424)
18,153	ScanSource Inc	Barclays Bank	(33,038)
4,809	ScanSource Inc	Goldman Sachs	(19,669)
2,640	ScanSource Inc	HSBC	(20,381)
5,551	ScanSource Inc	Morgan Stanley	(10,103)
8,035	Schlumberger NV	Bank of America Merrill Lynch	(30,292)
60,345	Schlumberger NV	Barclays Bank	(83,880)
73,654	Schlumberger NV	Goldman Sachs	(251,754)
15,731	Schlumberger NV	HSBC	(61,109)
1,457	Schlumberger NV	Morgan Stanley	(2,025)
55,358	Schneider National Inc 'B'	Bank of America Merrill Lynch	(68,921)
22,104	Schneider National Inc 'B'	Barclays Bank	(18,678)
29,494	Schneider National Inc 'B'	Goldman Sachs	(36,720)
33,251	Schneider National Inc 'B'	HSBC	(14,797)
77,001	Schneider National Inc 'B'	Morgan Stanley	(65,066)
19,764	Schnitzer Steel Industries Inc 'A'	Barclays Bank	(151,985)
23,314	Schnitzer Steel Industries Inc 'A'	Goldman Sachs	(152,474)
(4,441)	Scholar Rock Holding Corp	Barclays Bank	12,168
(8,064)	Scholar Rock Holding Corp	Morgan Stanley	22,095

保有高	銘柄	取引相手	未実現純評価益 /(損) (米ドル)
	米国(続き)		
(5,742)	Scholastic Corp	Barclays Bank	8,096
(4,088)	Scholastic Corp	Goldman Sachs	4,374
(3,120)	Scholastic Corp	HSBC	5,741
(8,060)	Scholastic Corp	Morgan Stanley	11,365
(239)	Schrodinger Inc	Bank of America Merrill Lynch	1,367
(1,477)	Schrodinger Inc	Barclays Bank	(2,068)
(4,506)	Schrodinger Inc	Goldman Sachs	25,774
(2,235)	Schrodinger Inc	HSBC	36,363
(2,943)	Schrodinger Inc	Morgan Stanley	(4,120)
(25,427)	Schweitzer-Mauduit International Inc	Barclays Bank	83,655
(23,171)	Schweitzer-Mauduit International Inc	Goldman Sachs	151,307
(13,749)	Schweitzer-Mauduit International Inc	HSBC	69,432
(12,723)	Schweitzer-Mauduit International Inc	Morgan Stanley	41,859
(17,607)	Science Applications International Corp	Barclays Bank	50,004
(12,919)	Science Applications International Corp	Goldman Sachs	41,599
(51,363)	Science Applications International Corp	HSBC	240,379
(14,717)	Science Applications International Corp	Morgan Stanley	41,797
(2,283)	Scientific Games Corp 'A'	Bank of America Merrill Lynch	11,830
4,789	Scientific Games Corp 'A'	Barclays Bank	(13,361)
(9,681)	Scientific Games Corp 'A'	Barclays Bank	27,010
(1,940)	Scientific Games Corp 'A'	HSBC	8,618
11,286	Scorpio Tankers Inc	Barclays Bank	(13,656)
6,854	Scorpio Tankers Inc	Goldman Sachs	(19,808)
8,047	Scorpio Tankers Inc	Morgan Stanley	(9,737)
(349)	Scotts Miracle-Gro Co	Bank of America Merrill Lynch	5,385
(8,113)	Scotts Miracle-Gro Co	Barclays Bank	71,375
(1,415)	Scotts Miracle-Gro Co	Goldman Sachs	20,617
(1,296)	Scotts Miracle-Gro Co	HSBC	14,363
(2,171)	Scotts Miracle-Gro Co	Morgan Stanley	19,061
(13,909)	scPharmaceuticals Inc	Bank of America Merrill Lynch	15,856
(15,143)	scPharmaceuticals Inc	Barclays Bank	2,271
(8,135)	scPharmaceuticals Inc	Goldman Sachs	9,274
31,709	Sculptor Capital Management Inc	Barclays Bank	(23,782)
2,414	Sculptor Capital Management Inc	HSBC	(9,753)
(128)	Seaboard Corp	Barclays Bank	(3,709)
(68)	Seaboard Corp	Goldman Sachs	2,380
(126)	Seaboard Corp	HSBC	9,198
(603)	Seaboard Corp	Morgan Stanley	(17,475)
(143,258)	SeaChange International Inc	Bank of America Merrill Lynch	9,111
(731)	Seacoast Banking Corp of Florida	Barclays Bank	2,032
(20,677)	Seacoast Banking Corp of Florida	Goldman Sachs	73,697
(18,343)	Seacoast Banking Corp of Florida	Morgan Stanley	50,994
(6,310)	Seagate Technology Holdings Plc	Barclays Bank	(10,537)
(2,247)	Seagate Technology Holdings Plc	Goldman Sachs	5,326
(9,964)	Seagate Technology Holdings Plc	HSBC	(45,495)

保有高	銘柄	取引相手	未実現純評価益 /(損) (米ドル)
	米国(続き)		
(16,758)	Seagate Technology Holdings Plc	Morgan Stanley	(27,986)
(314)	Seagen Inc	Bank of America Merrill Lynch	5,639
1,370	Seagen Inc	Bank of America Merrill Lynch	(6,067)
(4,146)	Seagen Inc	Barclays Bank	47,264
(380)	Seagen Inc	Goldman Sachs	6,825
(2,302)	Seagen Inc	HSBC	59,023
166	Seagen Inc	HSBC	(1,398)
(3,077)	Sealed Air Corp	Bank of America Merrill Lynch	7,139
(1,733)	Sealed Air Corp	Barclays Bank	2,374
21,683	Sealed Air Corp	Goldman Sachs	(50,305)
(3,977)	Sealed Air Corp	Goldman Sachs	9,227
20,163	Sealed Air Corp	Morgan Stanley	(27,623)
(626)	Sealed Air Corp	Morgan Stanley	858
6,906	SeaSpine Holdings Corp	Goldman Sachs	(11,982)
9,552	SeaSpine Holdings Corp	Morgan Stanley	(14,853)
377	SeaWorld Entertainment Inc	Barclays Bank	(2,153)
(7,620)	SeaWorld Entertainment Inc	Barclays Bank	43,510
539	SeaWorld Entertainment Inc	Goldman Sachs	(2,328)
(1,173)	SeaWorld Entertainment Inc	Goldman Sachs	5,067
1,833	SeaWorld Entertainment Inc	HSBC	(6,574)
(4,815)	SeaWorld Entertainment Inc	HSBC	43,720
(6,016)	Second Sight Medical Products Inc	Barclays Bank	421
(14,162)	SecureWorks Corp 'A'	Morgan Stanley	10,905
(1,664)	Security Devices International Inc	Bank of America Merrill Lynch	744
(10,638)	Security Devices International Inc	Barclays Bank	6,170
(3,876)	Security Devices International Inc	Goldman Sachs	7,442
(3,962)	Security Devices International Inc	HSBC	2,762
17,158	Security National Financial Corp 'A'	Bank of America Merrill Lynch	(515)
27,653	Security National Financial Corp 'A'	Barclays Bank	(3,318)
26,505	Security National Financial Corp 'A'	Goldman Sachs	(795)
5,913	Security National Financial Corp 'A'	HSBC	(4,316)
15,286	Security National Financial Corp 'A'	Morgan Stanley	(1,834)
(2,073)	Seelos Therapeutics Inc	Bank of America Merrill Lynch	808
(11,310)	Seelos Therapeutics Inc	Barclays Bank	905
1,760	Seer Inc	Barclays Bank	(1,901)
1,815	Seer Inc	Goldman Sachs	(15,482)
3,443	Seer Inc	HSBC	(18,164)
2,222	Seer Inc	Morgan Stanley	(2,400)
(4,358)	SEI Investments Co	Bank of America Merrill Lynch	15,645
(13,155)	SEI Investments Co	Barclays Bank	37,097
(5,525)	SEI Investments Co	Goldman Sachs	19,835
(6,166)	SEI Investments Co	Morgan Stanley	17,388
(33,538)	Select Energy Services Inc 'A'	Morgan Stanley	(5,366)
45,359	Select Medical Holdings Corp	Barclays Bank	(131,541)
11,237	Select Medical Holdings Corp	Goldman Sachs	(65,624)

保有高	銘柄	取引相手	未実現純評価益 /(損) (米ドル)
	米国(続き)		
2,406	Select Medical Holdings Corp	HSBC	(16,698)
5,113	Select Medical Holdings Corp	Morgan Stanley	(14,828)
(9,488)	Selecta Biosciences Inc	Bank of America Merrill Lynch	6,072
(30,755)	Selecta Biosciences Inc	Barclays Bank	5,843
(11,099)	Selecta Biosciences Inc	Morgan Stanley	2,109
(256)	Selective Insurance Group Inc	Barclays Bank	1,249
(7,410)	Selective Insurance Group Inc	Morgan Stanley	36,161
(2,945)	Selectquote Inc	Bank of America Merrill Lynch	4,948
(14,717)	Selectquote Inc	Barclays Bank	4,121
(10,041)	Selectquote Inc	Goldman Sachs	16,869
(6,690)	Selectquote Inc	HSBC	15,989
(3,810)	Sempra Energy	Bank of America Merrill Lynch	5,906
3,788	Sempra Energy	Bank of America Merrill Lynch	(5,871)
(8,389)	Sempra Energy	Barclays Bank	16,275
(23,244)	Sempra Energy	Goldman Sachs	36,028
(6,914)	Sempra Energy	HSBC	17,769
(2,430)	Sempra Energy	Morgan Stanley	4,714
10,129	Semtech Corp	Barclays Bank	(25,019)
12,797	Semtech Corp	Goldman Sachs	(22,748)
2,525	Semtech Corp	HSBC	(5,303)
3,946	Semtech Corp	Morgan Stanley	(9,746)
3,911	Seneca Foods Corp 'A'	Barclays Bank	(15,605)
2,570	Seneca Foods Corp 'A'	Goldman Sachs	(12,696)
1,062	Seneca Foods Corp 'A'	HSBC	(12,903)
9,399	Seneca Foods Corp 'A'	Morgan Stanley	(37,502)
(1,145)	Sensata Technologies Holding Plc	Barclays Bank	4,042
(2,808)	Sensata Technologies Holding Plc	Goldman Sachs	10,137
(4,184)	Sensata Technologies Holding Plc	HSBC	5,439
(4,021)	Sensata Technologies Holding Plc	Morgan Stanley	1,706
(16,876)	Senseonics Holdings Inc	Barclays Bank	3,881
(38,835)	Senseonics Holdings Inc	Goldman Sachs	25,243
6,885	Sensient Technologies Corp	Barclays Bank	(33,737)
17,962	Sensient Technologies Corp	Goldman Sachs	(90,020)
3,865	Sensient Technologies Corp	HSBC	(16,872)
1,470	Sensient Technologies Corp	Morgan Stanley	(7,203)
(1,933)	SentinelOne Inc 'A'	Bank of America Merrill Lynch	18,849
(11,296)	SentinelOne Inc 'A'	Barclays Bank	57,045
(3,845)	SentinelOne Inc 'A'	Goldman Sachs	48,332
10,887	Seres Therapeutics Inc	Barclays Bank	3,048
(36,115)	Seritage Growth Properties (REIT)	Barclays Bank	31,059
(3,972)	Seritage Growth Properties (REIT)	HSBC	4,732
30,120	Service Corp International	Barclays Bank	(23,794)
23,274	Service Corp International	Goldman Sachs	(13,499)
17,256	Service Corp International	HSBC	16,221
2,401	Service Corp International	Morgan Stanley	(1,897)

保有高	銘柄	取引相手	未実現純評価益 /(損) (米ドル)
	米国(続き)		
1,424	ServiceNow Inc	Bank of America Merrill Lynch	5,356
8,624	ServiceNow Inc	Barclays Bank	204,932
6,444	ServiceNow Inc	Goldman Sachs	(37,589)
5,313	ServiceNow Inc	HSBC	(75,609)
1,291	ServiceNow Inc	Morgan Stanley	25,704
(140,523)	ServiceSource International Inc	Bank of America Merrill Lynch	16,863
(60,057)	ServiceSource International Inc	Barclays Bank	601
(24,738)	ServiceSource International Inc	Goldman Sachs	2,969
5,628	ServisFirst Bancshares Inc	Barclays Bank	(23,187)
2,362	ServisFirst Bancshares Inc	Goldman Sachs	(12,731)
4,254	ServisFirst Bancshares Inc	HSBC	(22,265)
1,750	ServisFirst Bancshares Inc	Morgan Stanley	(8,176)
(149,481)	Sesen Bio Inc	Barclays Bank	(1,495)
47,181	SFL Corp Ltd	Barclays Bank	(6,134)
73,974	SFL Corp Ltd	Goldman Sachs	(52,522)
29,113	SFL Corp Ltd	HSBC	9,607
18,612	Shake Shack Inc 'A'	Barclays Bank	(87,104)
4,698	Shake Shack Inc 'A'	Goldman Sachs	(50,504)
659	Shake Shack Inc 'A'	HSBC	(2,837)
2,512	Shake Shack Inc 'A'	Morgan Stanley	(11,756)
4,841	Shapeways Holdings Inc	Barclays Bank	(1,210)
3,417	Shapeways Holdings Inc	Goldman Sachs	(7,347)
6,843	Shapeways Holdings Inc	HSBC	(17,381)
2,767	Sharps Compliance Corp	Bank of America Merrill Lynch	(1,328)
22,844	Sharps Compliance Corp	Barclays Bank	(10,737)
16,121	Sharps Compliance Corp	Goldman Sachs	(7,738)
17,379	Sharps Compliance Corp	Morgan Stanley	(8,168)
3,728	Shattuck Labs Inc	Barclays Bank	(4,101)
2,153	Shattuck Labs Inc	Goldman Sachs	(3,105)
1,855	Shattuck Labs Inc	HSBC	(7,331)
2,231	Shattuck Labs Inc	Morgan Stanley	(2,454)
(13,602)	Shenandoah Telecommunications Co	Barclays Bank	21,491
(12,124)	Shenandoah Telecommunications Co	Goldman Sachs	25,582
(4,582)	Shenandoah Telecommunications Co	HSBC	11,638
(15,192)	Shenandoah Telecommunications Co	Morgan Stanley	24,003
11,067	Sherwin-Williams Co	Goldman Sachs	11,952
3,088	Sherwin-Williams Co	HSBC	40,545
(97)	Shift4 Payments Inc 'A'	Bank of America Merrill Lynch	1,752
(2,051)	Shift4 Payments Inc 'A'	Barclays Bank	4,430
(5,771)	Shift4 Payments Inc 'A'	Goldman Sachs	98,695
(1,493)	Shift4 Payments Inc 'A'	Morgan Stanley	3,225
(3,472)	Shoals Technologies Group Inc 'A'	Bank of America Merrill Lynch	20,758
(34,193)	Shoals Technologies Group Inc 'A'	Barclays Bank	93,689
(10,319)	Shoals Technologies Group Inc 'A'	Goldman Sachs	76,268
(628)	Shoals Technologies Group Inc 'A'	HSBC	2,499

保有高	銘柄	取引相手	未実現純評価益 /(損) (米ドル)
	米国(続き)		
(13,364)	Shoals Technologies Group Inc 'A'	Morgan Stanley	36,617
1,086	Shockwave Medical Inc	Bank of America Merrill Lynch	(5,415)
2,245	Shockwave Medical Inc	Barclays Bank	(16,389)
2,380	Shoe Carnival Inc	Barclays Bank	(10,948)
15,785	Shoe Carnival Inc	Goldman Sachs	(35,990)
1,866	Shoe Carnival Inc	HSBC	(1,773)
3,795	Shore Bancshares Inc	Bank of America Merrill Lynch	683
13,613	Shore Bancshares Inc	Barclays Bank	(5,309)
17,323	Shore Bancshares Inc	Goldman Sachs	3,118
22,250	Shore Bancshares Inc	Morgan Stanley	(8,678)
(2,719)	ShotSpotter Inc	Barclays Bank	4,160
(9,482)	ShotSpotter Inc	HSBC	55,565
(1,948)	ShotSpotter Inc	Morgan Stanley	2,980
2,665	Shutterstock Inc	Barclays Bank	6,316
5,339	Shutterstock Inc	Goldman Sachs	(39,509)
1,454	Shutterstock Inc	HSBC	(11,341)
(20,668)	Shyft Group Inc	Morgan Stanley	66,344
8,544	SI-BONE Inc	Goldman Sachs	(20,078)
5,115	SI-BONE Inc	Morgan Stanley	(10,128)
(73,799)	Siebert Financial Corp	Barclays Bank	(4,428)
(760)	Siebert Financial Corp	Goldman Sachs	289
(1,050)	Siebert Financial Corp	HSBC	315
(659)	Siebert Financial Corp	Morgan Stanley	(40)
777	Sienna Biopharmaceuticals Inc	Goldman Sachs	-
(7,742)	Sientra Inc	HSBC	12,774
26,213	Sierra Bancorp	Bank of America Merrill Lynch	(46,135)
20,395	Sierra Bancorp	Goldman Sachs	(35,895)
67,340	Sierra Bancorp	Morgan Stanley	(112,458)
(18,449)	SIGA Technologies Inc	Goldman Sachs	(12,730)
(26,087)	SIGA Technologies Inc	HSBC	(22,957)
(74,641)	SIGA Technologies Inc	Morgan Stanley	64,938
(5,366)	Sight Sciences Inc	Goldman Sachs	20,927
(6,262)	Sight Sciences Inc	HSBC	34,253
9,226	Sigilon Therapeutics Inc	Bank of America Merrill Lynch	(12,271)
2,606	Sigilon Therapeutics Inc	Barclays Bank	(1,381)
14,076	Sigilon Therapeutics Inc	Goldman Sachs	(18,721)
6,922	Sigilon Therapeutics Inc	HSBC	(9,414)
11,066	Sigilon Therapeutics Inc	Morgan Stanley	(5,865)
513	Signature Bank	Bank of America Merrill Lynch	2,001
10,164	Signature Bank	Barclays Bank	(73,790)
1,647	Signature Bank	HSBC	7,099
233	Signet Jewelers Ltd	Barclays Bank	(1,267)
2,338	Signet Jewelers Ltd	Goldman Sachs	(8,883)
3,846	Signet Jewelers Ltd	HSBC	(21,203)
3,457	Signify Health Inc 'A'	Barclays Bank	795

保有高	銘柄	取引相手	未実現純評価益 /(損) (米ドル)
	米国(続き)		
4,211	Signify Health Inc 'A'	Goldman Sachs	(4,555)
10,284	Signify Health Inc 'A'	HSBC	(31,572)
2,320	Signify Health Inc 'A'	Morgan Stanley	(957)
(2,016)	Silgan Holdings Inc	Barclays Bank	464
(15,996)	Silgan Holdings Inc	HSBC	(16,636)
(3,618)	Silgan Holdings Inc	Morgan Stanley	832
33,410	Silicon Laboratories Inc	Barclays Bank	19,712
16,813	Silicon Laboratories Inc	Goldman Sachs	(125,089)
1,732	Silicon Laboratories Inc	Morgan Stanley	1,022
(320)	Silicon Laboratories Inc	Morgan Stanley	(2,002)
(4,184)	Silk Road Medical Inc	Barclays Bank	19,330
(7,778)	Silk Road Medical Inc	Goldman Sachs	70,483
13,775	Silverback Therapeutics Inc	Barclays Bank	(3,527)
2,718	Silverback Therapeutics Inc	Goldman Sachs	(3,176)
(9,700)	SilverBow Resources Inc	Barclays Bank	12,513
10,402	Silvercrest Asset Management Group Inc 'A'	Bank of America Merrill Lynch	(4,889)
11,782	Silvercrest Asset Management Group Inc 'A'	Barclays Bank	118
11,133	Silvercrest Asset Management Group Inc 'A'	Goldman Sachs	(5,233)
9,561	Silvercrest Asset Management Group Inc 'A'	HSBC	(4,494)
21,829	Silvercrest Asset Management Group Inc 'A'	Morgan Stanley	218
(664)	Silverage Capital Corp 'A'	Bank of America Merrill Lynch	(18,204)
(2,755)	Silverage Capital Corp 'A'	Barclays Bank	(73,966)
(1,459)	Silverage Capital Corp 'A'	Goldman Sachs	(22,439)
(134)	Silverage Capital Corp 'A'	Morgan Stanley	(3,787)
(3,004)	Simmons First National Corp 'A'	Goldman Sachs	4,216
(4,227)	Simmons First National Corp 'A'	HSBC	11,485
5,266	Simon Property Group Inc (REIT)	Barclays Bank	(62,718)
(693)	Simon Property Group Inc (REIT)	Goldman Sachs	7,378
(20,563)	Simply Good Foods Co	Goldman Sachs	48,323
(2,219)	Simply Good Foods Co	HSBC	7,722
(3,039)	Simply Good Foods Co	Morgan Stanley	5,136
(1,988)	Simpson Manufacturing Co Inc	Bank of America Merrill Lynch	1,223
(43,913)	Simpson Manufacturing Co Inc	Barclays Bank	152,159
(12,001)	Simpson Manufacturing Co Inc	HSBC	51,304
(9,794)	Simpson Manufacturing Co Inc	Morgan Stanley	33,936
(15,701)	Simulations Plus Inc	Barclays Bank	130,946
(1,298)	Simulations Plus Inc	Goldman Sachs	10,371
(36,800)	Sinclair Broadcast Group Inc 'A'	Barclays Bank	50,048
(57,404)	Sinclair Broadcast Group Inc 'A'	HSBC	164,925
3,495	Singular Genomics Systems Inc	Bank of America Merrill Lynch	(12,687)
4,925	Singular Genomics Systems Inc	Barclays Bank	(15,612)
3,120	Singular Genomics Systems Inc	Goldman Sachs	(11,326)

保有高	銘柄	取引相手	未実現純評価益 /(損) (米ドル)
	米国(続き)		
2,717	Singular Genomics Systems Inc	HSBC	(8,368)
101,487	Sirius XM Holdings Inc	Bank of America Merrill Lynch	(39,072)
128,167	Sirius XM Holdings Inc	Barclays Bank	21,148
247,459	Sirius XM Holdings Inc	Goldman Sachs	(95,272)
47,699	Sirius XM Holdings Inc	HSBC	(10,255)
294,656	Sirius XM Holdings Inc	Morgan Stanley	48,618
(234,717)	SiriusPoint Ltd	Barclays Bank	244,106
(37,877)	SiriusPoint Ltd	HSBC	83,708
(128,373)	SiriusPoint Ltd	Morgan Stanley	133,508
(4,217)	SITE Centers Corp (REIT)	Barclays Bank	6,663
75	SiteOne Landscape Supply Inc	Bank of America Merrill Lynch	(8)
23,585	SiteOne Landscape Supply Inc	Barclays Bank	(91,038)
11,122	SiteOne Landscape Supply Inc	Goldman Sachs	(1,504)
18,965	SiteOne Landscape Supply Inc	HSBC	37,172
8,842	SiteOne Landscape Supply Inc	Morgan Stanley	(34,131)
(2,155)	SiTime Corp	Goldman Sachs	(101,113)
(14,402)	SITO Mobile Ltd	Bank of America Merrill Lynch	(1)
(66,470)	SITO Mobile Ltd	Goldman Sachs	(7)
8,891	Six Flags Entertainment Corp	Barclays Bank	(22,761)
19,928	Six Flags Entertainment Corp	Goldman Sachs	(131,924)
12,517	Six Flags Entertainment Corp	HSBC	(92,501)
13,283	Six Flags Entertainment Corp	Morgan Stanley	(34,004)
1,558	SJW Group	Barclays Bank	(3,381)
11,769	SJW Group	Goldman Sachs	(17,416)
2,051	SJW Group	HSBC	(3,136)
396	SJW Group	Morgan Stanley	(859)
912	Skechers USA Inc 'A'	Bank of America Merrill Lynch	(3,025)
35,034	Skechers USA Inc 'A'	Barclays Bank	(110,896)
6,205	Skechers USA Inc 'A'	Goldman Sachs	(9,556)
13,039	Skechers USA Inc 'A'	HSBC	(26,339)
2,178	Skechers USA Inc 'A'	Morgan Stanley	(2,179)
(6,864)	Skillsoft Corp	Goldman Sachs	2,555
(2,685)	Skillz Inc	Bank of America Merrill Lynch	(517)
(12,218)	Skillz Inc	Barclays Bank	(1,101)
(10,184)	Skillz Inc	Goldman Sachs	9,452
(3,131)	Skyline Champion Corp	Barclays Bank	(1,252)
(9,494)	Skyline Champion Corp	Morgan Stanley	(3,798)
(4,377)	SkyWater Technology Inc	Bank of America Merrill Lynch	18,208
(8,852)	SkyWater Technology Inc	Barclays Bank	(5,754)
(8,810)	SkyWater Technology Inc	Goldman Sachs	27,186
(576)	SkyWater Technology Inc	Morgan Stanley	(374)
(12,419)	SkyWest Inc	Barclays Bank	60,977
(10,421)	SkyWest Inc	Goldman Sachs	82,356
(15,518)	SkyWest Inc	HSBC	164,397
(3,241)	SkyWest Inc	Morgan Stanley	15,913

保有高	銘柄	取引相手	未実現純評価益 /(損) (米ドル)
	米国(続き)		
(9,227)	Skyworks Solutions Inc	Barclays Bank	15,778
(2,574)	Skyworks Solutions Inc	HSBC	33,333
(4,974)	Skyworks Solutions Inc	Morgan Stanley	8,506
7,484	SL Green Realty Corp (REIT)	Goldman Sachs	(60,920)
925	Sleep Number Corp	Barclays Bank	(1,739)
(2,414)	SLM Corp	Bank of America Merrill Lynch	2,489
(22,977)	SLM Corp	Barclays Bank	23,437
(24,685)	SLM Corp	HSBC	21,476
(18,462)	SLM Corp	Morgan Stanley	18,831
(7,286)	SM Energy Co	Barclays Bank	11,730
(562)	SM Energy Co	Goldman Sachs	3,350
(824)	SMART Global Holdings Inc	Barclays Bank	(634)
(10,620)	SMART Global Holdings Inc	Goldman Sachs	1,168
3,890	SmartFinancial Inc	Bank of America Merrill Lynch	(4,123)
35,019	SmartFinancial Inc	Barclays Bank	(48,326)
54,127	SmartFinancial Inc	Goldman Sachs	(57,375)
11,601	SmartFinancial Inc	HSBC	(14,269)
29,749	SmartFinancial Inc	Morgan Stanley	(41,054)
2,023	SmartRent Inc	Barclays Bank	1,477
16,043	SmartRent Inc	Goldman Sachs	(1,394)
4,096	Smartsheet Inc 'A'	Bank of America Merrill Lynch	(27,976)
15,485	Smartsheet Inc 'A'	Barclays Bank	35,151
4,399	Smartsheet Inc 'A'	Goldman Sachs	(30,045)
9,242	Smartsheet Inc 'A'	HSBC	(47,162)
7,945	Smartsheet Inc 'A'	Morgan Stanley	18,035
(88,379)	Smith Micro Software Inc	Barclays Bank	10,893
(3,293)	Smith Micro Software Inc	Goldman Sachs	624
(9,167)	Smith Micro Software Inc	HSBC	1,971
455	Snap Inc 'A'	Barclays Bank	(196)
3,596	Snap Inc 'A'	Goldman Sachs	(24,093)
2,426	Snap Inc 'A'	HSBC	(14,726)
4,035	Snap Inc 'A'	Morgan Stanley	(1,735)
2,895	Snap One Holdings Corp	Goldman Sachs	(2,461)
2,840	Snap-on Inc	Bank of America Merrill Lynch	(35,330)
17,037	Snap-on Inc	Barclays Bank	(129,481)
8,080	Snap-on Inc	Goldman Sachs	(100,515)
2,849	Snap-on Inc	HSBC	(13,875)
2,474	Snap-on Inc	Morgan Stanley	(18,802)
1,885	Snowflake Inc 'A'	Barclays Bank	11,668
(335)	Snowflake Inc 'A'	Goldman Sachs	10,569
1,774	Snowflake Inc 'A'	HSBC	(15,221)
(151)	Snowflake Inc 'A'	HSBC	5,988
(520)	Snowflake Inc 'A'	Morgan Stanley	(3,219)
(7,762)	SOC Telemed Inc	Bank of America Merrill Lynch	5,123
(19,529)	SoFi Technologies Inc	Bank of America Merrill Lynch	87,978

保有高	銘柄	取引相手	未実現純評価益 /(損) (米ドル)
	米国(続き)		
(94,166)	SoFi Technologies Inc	Barclays Bank	31,546
(10,800)	SoFi Technologies Inc	Goldman Sachs	(316)
(1,313)	SoFi Technologies Inc	HSBC	2,601
(42,197)	SoFi Technologies Inc	Morgan Stanley	14,136
419	SolarEdge Technologies Inc	Bank of America Merrill Lynch	(8,456)
(4,944)	SolarEdge Technologies Inc	Barclays Bank	95,271
(777)	SolarEdge Technologies Inc	Goldman Sachs	26,379
162	SolarEdge Technologies Inc	Goldman Sachs	(5,500)
(1,002)	SolarEdge Technologies Inc	HSBC	15,551
338	SolarEdge Technologies Inc	HSBC	(7,280)
394	SolarEdge Technologies Inc	Morgan Stanley	(7,592)
(1,137)	Solaris Oilfield Infrastructure Inc 'A'	HSBC	2,035
(20,935)	Solaris Oilfield Infrastructure Inc 'A'	Morgan Stanley	3,350
(29,676)	SolarWinds Corp	Barclays Bank	21,070
(49,876)	SolarWinds Corp	Goldman Sachs	115,214
(23,134)	SolarWinds Corp	HSBC	57,835
(21,105)	SolarWinds Corp	Morgan Stanley	14,985
(31,398)	Soleno Therapeutics Inc	Bank of America Merrill Lynch	3,918
(113,435)	Soleno Therapeutics Inc	Barclays Bank	3,017
7,659	Solid Biosciences Inc	Bank of America Merrill Lynch	(2,681)
67,855	Solid Biosciences Inc	Barclays Bank	(4,071)
92,554	Solid Biosciences Inc	Goldman Sachs	(32,394)
42,913	Solid Biosciences Inc	HSBC	(14,281)
45,001	Solid Biosciences Inc	Morgan Stanley	(2,700)
(10,330)	Soliton Inc	Barclays Bank	2,273
(1,198)	Soliton Inc	Goldman Sachs	(228)
(1,244)	Soliton Inc	HSBC	(547)
(1,254)	Soliton Inc	Morgan Stanley	276
33,251	Sonic Automotive Inc 'A'	Barclays Bank	(81,797)
4,699	Sonic Automotive Inc 'A'	Goldman Sachs	(24,717)
104	Sonic Automotive Inc 'A'	Morgan Stanley	(256)
(7,903)	Sonida Senior Living Inc	Bank of America Merrill Lynch	19,997
(27,148)	Sonoco Products Co	Barclays Bank	76,286
(45,002)	Sonoco Products Co	Goldman Sachs	96,304
(15,604)	Sonoco Products Co	HSBC	12,171
(10,916)	Sonoco Products Co	Morgan Stanley	30,674
50,561	Sonos Inc	Barclays Bank	(4,045)
14,424	Sonos Inc	Goldman Sachs	(34,474)
32,009	Sonos Inc	HSBC	(73,445)
2,353	Sonos Inc	Morgan Stanley	(188)
21,140	Sorrento Therapeutics Inc	Barclays Bank	(4,017)
7,859	Sorrento Therapeutics Inc	Goldman Sachs	(943)
21,655	Sorrento Therapeutics Inc	Morgan Stanley	(4,114)
5,438	Sotera Health Co	Bank of America Merrill Lynch	(9,734)
9,391	Sotera Health Co	Barclays Bank	(3,944)

保有高	銘柄	取引相手	未実現純評価益 /(損) (米ドル)
	米国(続き)		
12,108	Sotera Health Co	Goldman Sachs	(21,673)
2,339	Sotera Health Co	HSBC	(13,402)
11,402	Sotera Health Co	Morgan Stanley	(4,789)
62,104	South Jersey Industries Inc	Barclays Bank	(67,693)
95,045	South Jersey Industries Inc	Goldman Sachs	(118,806)
5,052	South Jersey Industries Inc	HSBC	2,223
53,277	South Plains Financial Inc	Barclays Bank	(65,531)
4,077	South Plains Financial Inc	Goldman Sachs	(4,344)
4,138	South Plains Financial Inc	HSBC	(4,262)
21,612	South Plains Financial Inc	Morgan Stanley	(26,583)
974	South State Corp	Bank of America Merrill Lynch	(5,737)
34,875	South State Corp	Barclays Bank	(133,922)
31,420	South State Corp	Goldman Sachs	(178,795)
20,425	South State Corp	HSBC	(104,014)
2,816	South State Corp	Morgan Stanley	(11,095)
(16,859)	Southern Co	Bank of America Merrill Lynch	(5,306)
(10,249)	Southern Co	Barclays Bank	4,742
(5,947)	Southern Co	Goldman Sachs	4,104
10,318	Southern Co	HSBC	(2,270)
31,540	Southern Co	Morgan Stanley	(22,709)
(719)	Southern Copper Corp	Bank of America Merrill Lynch	243
(9,978)	Southern Copper Corp	Barclays Bank	(9,080)
(43,936)	Southern Copper Corp	Goldman Sachs	81,192
(18,484)	Southern Copper Corp	HSBC	51,686
(33,040)	Southern Copper Corp	Morgan Stanley	(30,066)
11,302	Southern First Bancshares Inc	Barclays Bank	(55,380)
10,581	Southern First Bancshares Inc	Goldman Sachs	(40,631)
2,331	Southern First Bancshares Inc	Morgan Stanley	(11,422)
2,122	Southern Missouri Bancorp Inc	Bank of America Merrill Lynch	(6,875)
10,488	Southern Missouri Bancorp Inc	Barclays Bank	(38,806)
6,142	Southern Missouri Bancorp Inc	Goldman Sachs	(19,900)
5,902	Southern Missouri Bancorp Inc	HSBC	(42,494)
12,152	Southern Missouri Bancorp Inc	Morgan Stanley	(44,962)
(9,643)	Southside Bancshares Inc	Barclays Bank	28,929
(35,282)	Southside Bancshares Inc	Goldman Sachs	106,199
(2,650)	Southside Bancshares Inc	HSBC	8,666
(45,236)	Southside Bancshares Inc	Morgan Stanley	135,708
(8,759)	Southwest Airlines Co	Barclays Bank	29,868
(48,652)	Southwest Airlines Co	Goldman Sachs	202,330
(19,404)	Southwest Airlines Co	HSBC	132,736
(8,960)	Southwest Airlines Co	Morgan Stanley	30,554
8,746	Southwest Gas Holdings Inc	Barclays Bank	(14,169)
8,954	Southwest Gas Holdings Inc	HSBC	(9,849)
(24,181)	Southwestern Energy Co	Barclays Bank	3,869
(36,789)	Southwestern Energy Co	Goldman Sachs	23,177

保有高	銘柄	取引相手	未実現純評価益 /(損) (米ドル)
	米国(続き)		
(15,197)	Southwestern Energy Co	HSBC	5,775
597	SP Plus Corp	Barclays Bank	(2,084)
3,946	SP Plus Corp	Morgan Stanley	(13,772)
36,555	SpartanNash Co	Barclays Bank	(54,101)
7,369	SpartanNash Co	Goldman Sachs	(7,664)
8,197	SpartanNash Co	HSBC	(3,853)
7,757	SpartanNash Co	Morgan Stanley	(11,480)
(2,013)	Spectrum Brands Holdings Inc	Bank of America Merrill Lynch	10,526
(3,695)	Spectrum Brands Holdings Inc	Barclays Bank	22,798
(12,875)	Spectrum Brands Holdings Inc	Goldman Sachs	59,363
(15,004)	Spectrum Brands Holdings Inc	HSBC	(51,014)
(219,772)	Spectrum Pharmaceuticals Inc	Barclays Bank	25,274
(55,672)	Spectrum Pharmaceuticals Inc	Goldman Sachs	21,990
(11,106)	Spero Therapeutics Inc	Barclays Bank	21,879
(8,996)	Spero Therapeutics Inc	Morgan Stanley	17,722
11,267	Spire Global Inc	Barclays Bank	(4,394)
11,216	Spire Global Inc	HSBC	(13,123)
16,781	Spire Global Inc	Morgan Stanley	(6,545)
(20,013)	Spire Inc	Bank of America Merrill Lynch	57,838
(3,944)	Spire Inc	Goldman Sachs	11,398
(17,299)	Spire Inc	HSBC	19,565
(9,965)	Spire Inc	Morgan Stanley	19,432
(3,434)	Spirit AeroSystems Holdings Inc 'A'	Bank of America Merrill Lynch	24,800
(11,419)	Spirit AeroSystems Holdings Inc 'A'	Barclays Bank	41,908
(3,451)	Spirit AeroSystems Holdings Inc 'A'	Goldman Sachs	32,267
(6,494)	Spirit AeroSystems Holdings Inc 'A'	HSBC	44,136
(11,214)	Spirit AeroSystems Holdings Inc 'A'	Morgan Stanley	34,303
26,174	Spirit Airlines Inc	Barclays Bank	(40,570)
20,364	Spirit Airlines Inc	Goldman Sachs	(45,305)
1,673	Spirit Airlines Inc	HSBC	(6,692)
37,040	Spirit Airlines Inc	Morgan Stanley	(57,412)
6,659	Spirit of Texas Bancshares Inc	Barclays Bank	(9,722)
9,221	Spirit of Texas Bancshares Inc	Goldman Sachs	8,408
12,180	Spirit of Texas Bancshares Inc	HSBC	20,400
5,019	Spirit of Texas Bancshares Inc	Morgan Stanley	(7,328)
12,741	Spok Holdings Inc	Bank of America Merrill Lynch	(6,243)
32,009	Spok Holdings Inc	Barclays Bank	3,521
22,526	Spok Holdings Inc	Goldman Sachs	(11,038)
1,605	Spotify Technology SA	Barclays Bank	(5,136)
2,530	Spotify Technology SA	Goldman Sachs	(79,037)
850	Spotify Technology SA	HSBC	(33,796)
2,268	Spotify Technology SA	Morgan Stanley	(7,258)
(2,763)	SpringWorks Therapeutics Inc	Barclays Bank	(3,288)
(1,779)	SpringWorks Therapeutics Inc	Goldman Sachs	818
(110)	SpringWorks Therapeutics Inc	HSBC	734

保有高	銘柄	取引相手	未実現純評価益 /(損) (米ドル)
	米国(続き)		
5,961	Sprout Social Inc 'A'	Barclays Bank	26,407
5,275	Sprout Social Inc 'A'	HSBC	(95,056)
836	Sprout Social Inc 'A'	Morgan Stanley	3,703
39,377	Sprouts Farmers Market Inc	Barclays Bank	(19,689)
12,741	Sprouts Farmers Market Inc	Goldman Sachs	27,373
26,245	Sprouts Farmers Market Inc	Morgan Stanley	(13,123)
2,753	Spruce Biosciences Inc	Bank of America Merrill Lynch	(5,024)
2,411	Spruce Biosciences Inc	Barclays Bank	(338)
5,218	Spruce Biosciences Inc	Goldman Sachs	(9,523)
2,344	Spruce Biosciences Inc	Morgan Stanley	(328)
1,194	SPS Commerce Inc	Barclays Bank	(3,654)
5,745	SPS Commerce Inc	Goldman Sachs	(26,025)
16,371	SPX Corp	Barclays Bank	(66,630)
18,175	SPX Corp	Goldman Sachs	(93,056)
(1,415)	Square Inc 'A'	Bank of America Merrill Lynch	24,847
194	Square Inc 'A'	Bank of America Merrill Lynch	(3,407)
(4,413)	Square Inc 'A'	Barclays Bank	(18,314)
752	Square Inc 'A'	Barclays Bank	3,121
(3,257)	Square Inc 'A'	Goldman Sachs	57,193
642	Square Inc 'A'	Goldman Sachs	(11,274)
(341)	Square Inc 'A'	Morgan Stanley	(1,415)
1,794	SQZ Biotechnologies Co	Barclays Bank	(1,650)
14,396	SQZ Biotechnologies Co	Goldman Sachs	(24,617)
23,848	SS&C Technologies Holdings Inc	Barclays Bank	(26,163)
2,599	SS&C Technologies Holdings Inc	HSBC	(587)
(7,910)	St Joe Co	Barclays Bank	11,470
(19,778)	St Joe Co	Goldman Sachs	67,245
(10,286)	St Joe Co	HSBC	14,195
(2,628)	STAAR Surgical Co	Barclays Bank	22,213
(4,129)	STAAR Surgical Co	Goldman Sachs	61,838
(2,616)	STAAR Surgical Co	HSBC	56,367
(2,265)	STAG Industrial Inc (REIT)	Bank of America Merrill Lynch	(1,019)
(5,005)	STAG Industrial Inc (REIT)	Barclays Bank	(3,504)
(2,496)	STAG Industrial Inc (REIT)	Goldman Sachs	(1,403)
(23,979)	STAG Industrial Inc (REIT)	HSBC	(27,703)
(6,987)	STAG Industrial Inc (REIT)	Morgan Stanley	(4,891)
1,834	Standard Motor Products Inc	Barclays Bank	(7,666)
8,600	Standard Motor Products Inc	Goldman Sachs	(27,004)
1,218	Standard Motor Products Inc	HSBC	(1,851)
966	Standard Motor Products Inc	Morgan Stanley	(4,038)
(7,614)	Standex International Corp	Barclays Bank	74,769
12,536	Stanley Black & Decker Inc	Barclays Bank	(90,385)
18,568	Stanley Black & Decker Inc	Goldman Sachs	(256,981)
2,171	Stanley Black & Decker Inc	Morgan Stanley	(15,653)
(1,441)	Starbucks Corp	Bank of America Merrill Lynch	2,360

保有高	銘柄	取引相手	未実現純評価益 /(損) (米ドル)
	米国(続き)		
(31,678)	Starbucks Corp	Barclays Bank	25,633
(27,142)	Starbucks Corp	Goldman Sachs	28,451
(11,845)	Starbucks Corp	HSBC	43,513
(8,001)	Starbucks Corp	Morgan Stanley	(469)
14,771	StarTek Inc	Bank of America Merrill Lynch	(7,238)
13,568	StarTek Inc	Barclays Bank	(3,392)
10,982	StarTek Inc	Goldman Sachs	(5,381)
2,281	StarTek Inc	HSBC	(2,372)
4,338	StarTek Inc	Morgan Stanley	(1,085)
(38,794)	Starwood Property Trust Inc (REIT)	Barclays Bank	22,836
13,131	Starwood Property Trust Inc (REIT)	Barclays Bank	(8,535)
(51,647)	Starwood Property Trust Inc (REIT)	Goldman Sachs	36,810
16,222	Starwood Property Trust Inc (REIT)	Goldman Sachs	(11,842)
(30,409)	Starwood Property Trust Inc (REIT)	HSBC	7,455
11,544	Starwood Property Trust Inc (REIT)	Morgan Stanley	(7,504)
(893)	State Auto Financial Corp	HSBC	-
(6,234)	State Auto Financial Corp	Morgan Stanley	(374)
(1,623)	State Street Corp	Goldman Sachs	5,343
(709)	State Street Corp	HSBC	2,463
(1,213)	State Street Corp	Morgan Stanley	8,831
3,199	Steel Dynamics Inc	Bank of America Merrill Lynch	(15,099)
6,993	Steel Dynamics Inc	Barclays Bank	(43,846)
11,892	Steel Dynamics Inc	Goldman Sachs	(56,130)
23,576	Steel Dynamics Inc	HSBC	(139,836)
45,440	Steel Dynamics Inc	Morgan Stanley	(284,909)
44,472	Steelcase Inc 'A'	Barclays Bank	(44,027)
44,134	Steelcase Inc 'A'	Goldman Sachs	(51,696)
7,066	Steelcase Inc 'A'	HSBC	(6,826)
10,263	Steelcase Inc 'A'	Morgan Stanley	(10,160)
(35,844)	Stem Inc	Goldman Sachs	121,869
15,887	Stepan Co	Barclays Bank	(112,798)
9,864	Stepan Co	Goldman Sachs	(80,293)
13,127	Stepan Co	HSBC	(162,381)
5,094	Stepan Co	Morgan Stanley	(36,167)
(7,127)	StepStone Group Inc 'A'	Barclays Bank	14,196
(7,056)	Stereotaxis Inc	Goldman Sachs	5,574
(6,942)	Stereotaxis Inc	HSBC	2,291
(6,121)	Stericycle Inc	Bank of America Merrill Lynch	17,239
(75,221)	Stericycle Inc	Barclays Bank	69,688
(30,291)	Stericycle Inc	Goldman Sachs	78,671
(34,999)	Stericycle Inc	HSBC	73,336
(45,177)	Stericycle Inc	Morgan Stanley	41,563
734	STERIS Plc	Goldman Sachs	(1,614)
(794)	STERIS Plc	Morgan Stanley	4,264
751	STERIS Plc	Morgan Stanley	(1,356)

保有高	銘柄	取引相手	未実現純評価益 /(損) (米ドル)
	米国(続き)		
(33,125)	Sterling Bancorp	Barclays Bank	52,337
(17,585)	Sterling Bancorp	Goldman Sachs	34,115
(18,775)	Sterling Bancorp	Morgan Stanley	29,664
(18,459)	Sterling Bancorp Inc	Bank of America Merrill Lynch	1,569
(23,473)	Sterling Bancorp Inc	Barclays Bank	2,230
(31,754)	Sterling Bancorp Inc	Goldman Sachs	2,699
(10,178)	Sterling Bancorp Inc	HSBC	(356)
(38,554)	Sterling Bancorp Inc	Morgan Stanley	3,663
(1,792)	Sterling Construction Co Inc	Barclays Bank	5,000
(4,095)	Sterling Construction Co Inc	Goldman Sachs	9,738
(7,019)	Sterling Construction Co Inc	HSBC	18,731
18,467	Steven Madden Ltd	Barclays Bank	(47,645)
402	Steven Madden Ltd	HSBC	(1,154)
11,311	Steven Madden Ltd	Morgan Stanley	(28,847)
26,110	Stifel Financial Corp	Bank of America Merrill Lynch	(106,529)
98,592	Stifel Financial Corp	Barclays Bank	(312,537)
27,562	Stifel Financial Corp	Goldman Sachs	(112,453)
51,308	Stifel Financial Corp	HSBC	(241,661)
46,464	Stifel Financial Corp	Morgan Stanley	(147,291)
15,073	Stitch Fix Inc 'A'	Barclays Bank	(36,175)
14,454	Stitch Fix Inc 'A'	Goldman Sachs	(91,097)
9,126	Stitch Fix Inc 'A'	HSBC	(65,323)
1,599	Stitch Fix Inc 'A'	Morgan Stanley	(2,938)
(6,906)	Stock Yards Bancorp Inc	Barclays Bank	33,287
(7,839)	Stock Yards Bancorp Inc	Goldman Sachs	46,564
(6,916)	Stock Yards Bancorp Inc	HSBC	43,342
(14,356)	Stock Yards Bancorp Inc	Morgan Stanley	69,196
1,151	Stoke Therapeutics Inc	Bank of America Merrill Lynch	(3,499)
1,094	Stoke Therapeutics Inc	Goldman Sachs	(3,326)
1,098	StoneCo Ltd 'A'	Bank of America Merrill Lynch	(16,426)
1,567	StoneCo Ltd 'A'	Barclays Bank	(1,034)
24,444	StoneCo Ltd 'A'	Goldman Sachs	(198,919)
6,736	StoneCo Ltd 'A'	HSBC	(94,237)
16,356	StoneCo Ltd 'A'	Morgan Stanley	(10,795)
(6,536)	StoneMor Inc	Barclays Bank	588
(8,109)	StoneMor Inc	Goldman Sachs	2,271
(4,274)	StoneMor Inc	Morgan Stanley	385
(9,055)	Stoneridge Inc	Bank of America Merrill Lynch	7,968
(9,346)	Stoneridge Inc	Barclays Bank	14,393
(4,991)	Stoneridge Inc	Goldman Sachs	4,392
(4,441)	Stoneridge Inc	Morgan Stanley	6,839
(654)	StoneX Group Inc	Barclays Bank	8,822
(2,933)	StoneX Group Inc	Goldman Sachs	45,758
(693)	StoneX Group Inc	HSBC	10,058
(8,387)	StoneX Group Inc	Morgan Stanley	113,141

未実現純評価益
/(損)
(米ドル)

保有高	銘柄	取引相手	未実現純評価益 /(損) (米ドル)
	米国(続き)		
(17,094)	STORE Capital Corp (REIT)	Morgan Stanley	9,915
4,226	Strategic Education Inc	Barclays Bank	(23,299)
5,125	Strategic Education Inc	Goldman Sachs	(30,866)
1,737	Strategic Education Inc	HSBC	(11,493)
3,097	Strategic Education Inc	Morgan Stanley	(16,972)
841	Strattec Security Corp	Bank of America Merrill Lynch	(3,385)
1,531	Strattec Security Corp	Barclays Bank	(5,948)
2,386	Strattec Security Corp	HSBC	(6,263)
(22,193)	Stratus Properties Inc	Bank of America Merrill Lynch	6,214
(6,172)	Stratus Properties Inc	Goldman Sachs	1,728
(7,225)	Stratus Properties Inc	Morgan Stanley	(7,948)
(7,157)	Stride Inc	Barclays Bank	15,817
(7,487)	Stride Inc	Goldman Sachs	14,636
(5,691)	Stride Inc	HSBC	8,955
2,553	Stronghold Digital Mining Inc 'A'	Barclays Bank	(7,582)
1,601	Stronghold Digital Mining Inc 'A'	Goldman Sachs	(12,776)
5,784	Stronghold Digital Mining Inc 'A'	HSBC	(48,640)
17,221	Stryker Corp	Barclays Bank	(282,769)
(5,059)	Stryker Corp	Barclays Bank	71,710
(3,550)	Stryker Corp	Goldman Sachs	60,003
4,828	Stryker Corp	HSBC	(152,903)
(7,030)	Stryker Corp	HSBC	222,640
1,260	Summit Financial Group Inc	Bank of America Merrill Lynch	(2,722)
13,050	Summit Financial Group Inc	Barclays Bank	(13,703)
10,528	Summit Financial Group Inc	Goldman Sachs	(22,740)
4,439	Summit Financial Group Inc	HSBC	(9,855)
6,775	Summit Financial Group Inc	Morgan Stanley	(7,114)
(25,887)	Summit Hotel Properties Inc (REIT)	Bank of America Merrill Lynch	24,593
(31,705)	Summit Hotel Properties Inc (REIT)	Barclays Bank	7,292
(154,009)	Summit Hotel Properties Inc (REIT)	Goldman Sachs	146,309
(1,971)	Summit Hotel Properties Inc (REIT)	HSBC	2,523
(2,408)	Summit Materials Inc 'A'	Bank of America Merrill Lynch	1,967
(9,266)	Summit Materials Inc 'A'	Barclays Bank	16,060
34,364	Summit Materials Inc 'A'	Barclays Bank	(72,508)
19,289	Summit Materials Inc 'A'	Goldman Sachs	(52,659)
(2,481)	Summit Materials Inc 'A'	Goldman Sachs	5,075
(1,241)	Summit Materials Inc 'A'	HSBC	2,646
20,807	Summit Materials Inc 'A'	HSBC	(17,686)
7,128	Summit Materials Inc 'A'	Morgan Stanley	(15,040)
(3,818)	Summit Therapeutics Inc	Morgan Stanley	305
13,627	Sumo Logic Inc	Barclays Bank	11,038
6,202	Sumo Logic Inc	Goldman Sachs	(3,728)
13,897	Sumo Logic Inc	HSBC	(20,028)
8,073	Sumo Logic Inc	Morgan Stanley	6,539
6,164	Sun Communities Inc (REIT)	Barclays Bank	9,259

保有高	銘柄	取引相手	未実現純評価益 /(損) (米ドル)
	米国(続き)		
9,855	Sun Communities Inc (REIT)	Goldman Sachs	50,655
5,403	Sun Communities Inc (REIT)	HSBC	1,847
3,398	Sun Communities Inc (REIT)	Morgan Stanley	8,869
(558)	Sun Country Airlines Holdings Inc	Barclays Bank	753
(4,121)	Sun Country Airlines Holdings Inc	Goldman Sachs	17,349
(2,589)	Sun Country Airlines Holdings Inc	HSBC	12,608
(5,768)	Sun Country Airlines Holdings Inc	Morgan Stanley	7,787
11,187	SunCoke Energy Inc	Barclays Bank	(3,804)
11,242	SunCoke Energy Inc	Goldman Sachs	(5,059)
4,886	SunCoke Energy Inc	HSBC	(4,984)
10,396	SunCoke Energy Inc	Morgan Stanley	(3,535)
22,081	Sunlight Financial Holdings Inc	Barclays Bank	(9,672)
8,809	Sunlight Financial Holdings Inc	Goldman Sachs	(6,876)
10,561	Sunlight Financial Holdings Inc	HSBC	(8,457)
6,226	Sunnova Energy International Inc	Bank of America Merrill Lynch	(15,326)
45,605	Sunnova Energy International Inc	Barclays Bank	(119,029)
12,068	Sunnova Energy International Inc	Goldman Sachs	(37,754)
21,007	Sunnova Energy International Inc	HSBC	(92,991)
3,832	Sunnova Energy International Inc	Morgan Stanley	(10,001)
7,915	SunPower Corp	Barclays Bank	(5,778)
(15,090)	SunPower Corp	Goldman Sachs	3,191
10,982	Sunrun Inc	Bank of America Merrill Lynch	(93,347)
6,870	Sunrun Inc	Barclays Bank	(42,457)
4,854	Sunrun Inc	Goldman Sachs	(53,054)
16,265	Sunrun Inc	HSBC	(181,192)
(176,677)	Sunstone Hotel Investors Inc (REIT)	Barclays Bank	151,942
(46,689)	Sunstone Hotel Investors Inc (REIT)	Goldman Sachs	69,567
(37,606)	Sunstone Hotel Investors Inc (REIT)	HSBC	81,981
(8,978)	Sunstone Hotel Investors Inc (REIT)	Morgan Stanley	7,721
(19,321)	Sunworks Inc	Barclays Bank	10,820
10,970	Super Micro Computer Inc	Barclays Bank	(17,113)
9,843	Super Micro Computer Inc	Goldman Sachs	(24,411)
3,480	Super Micro Computer Inc	HSBC	(15,416)
(6,506)	Superior Group of Cos Inc	Barclays Bank	11,581
(5,689)	Superior Group of Cos Inc	Goldman Sachs	17,067
(3,069)	Superior Group of Cos Inc	HSBC	8,010
(7,745)	Superior Group of Cos Inc	Morgan Stanley	13,786
(22,177)	Superior Industries International Inc	Barclays Bank	7,097
(21,793)	Superior Industries International Inc	Morgan Stanley	6,974
(7,209)	Supernus Pharmaceuticals Inc	Barclays Bank	14,562
(4,499)	Supernus Pharmaceuticals Inc	Goldman Sachs	8,801
(3,566)	Supernus Pharmaceuticals Inc	HSBC	7,350
(10,870)	Surface Oncology Inc	Barclays Bank	(2,935)
(4,435)	Surface Oncology Inc	Goldman Sachs	2,129
(436)	Surgery Partners Inc	HSBC	1,527

保有高	銘柄	取引相手	未実現純評価益 /(損) (米ドル)
	米国(続き)		
(2,131)	Surgery Partners Inc	Morgan Stanley	3,814
2,318	Surmodics Inc	Barclays Bank	(5,192)
1,153	Surmodics Inc	Goldman Sachs	(4,289)
672	Surmodics Inc	Morgan Stanley	(1,505)
1,358	Sutro Biopharma Inc	Barclays Bank	(231)
4,349	Sutro Biopharma Inc	Goldman Sachs	(10,046)
2,743	Sutro Biopharma Inc	HSBC	(14,072)
2,249	Sutro Biopharma Inc	Morgan Stanley	(382)
75	SVB Financial Group	Bank of America Merrill Lynch	245
(860)	SVB Financial Group	Barclays Bank	19,617
85	SVB Financial Group	Goldman Sachs	(1,355)
541	SVB Financial Group	Morgan Stanley	(12,274)
(30,705)	Switch Inc 'A'	Barclays Bank	(13,817)
(20,889)	Switch Inc 'A'	Morgan Stanley	(9,400)
(3,748)	SWK Holdings Corp	Bank of America Merrill Lynch	(1,837)
(5,829)	SWK Holdings Corp	Goldman Sachs	(2,856)
6,719	Sylvamo Corp	Barclays Bank	(10,280)
28,000	Sylvamo Corp	Goldman Sachs	(38,685)
17,078	Sylvamo Corp	HSBC	(14,737)
(1,476)	Synaptics Inc	Bank of America Merrill Lynch	(36,039)
4,413	Synaptics Inc	Barclays Bank	59,311
(939)	Synaptics Inc	Barclays Bank	(11,681)
2,982	Synaptics Inc	Goldman Sachs	84,838
(717)	Synaptics Inc	Goldman Sachs	(20,399)
(1,001)	Synaptics Inc	HSBC	(37,787)
8,324	Synchronoss Technologies Inc	Bank of America Merrill Lynch	(375)
23,494	Synchronoss Technologies Inc	Barclays Bank	(1,527)
10,486	Synchronoss Technologies Inc	Goldman Sachs	(472)
(7,070)	Synchrony Financial	Bank of America Merrill Lynch	27,282
(7,319)	Synchrony Financial	Barclays Bank	11,241
(1,501)	Synchrony Financial	HSBC	3,625
(3,604)	Synchrony Financial	Morgan Stanley	7,749
(4,234)	Syndax Pharmaceuticals Inc	Bank of America Merrill Lynch	8,426
(17,246)	Syndax Pharmaceuticals Inc	Barclays Bank	32,940
(12,433)	Syndax Pharmaceuticals Inc	Goldman Sachs	24,742
(942)	Syndax Pharmaceuticals Inc	Morgan Stanley	1,799
9,605	Syneos Health Inc	Barclays Bank	(12,679)
20,886	Syneos Health Inc	Goldman Sachs	30,702
(1,381)	Syneos Health Inc	Goldman Sachs	(2,030)
7,664	Syneos Health Inc	HSBC	(14,945)
(10,234)	Synlogic Inc	Goldman Sachs	3,377
(31,575)	Synlogic Inc	HSBC	9,788
4,093	Synopsys Inc	Goldman Sachs	15,551
(226)	Synopsys Inc	Goldman Sachs	(1,923)
(6,460)	Synovus Financial Corp	Bank of America Merrill Lynch	21,060

保有高	銘柄	取引相手	未実現純評価益 /(損) (米ドル)
	米国(続き)		
(3,455)	Synovus Financial Corp	Goldman Sachs	11,263
(12,361)	Synovus Financial Corp	HSBC	25,966
(7,936)	Synovus Financial Corp	Morgan Stanley	26,506
(1,237)	Syros Pharmaceuticals Inc	Bank of America Merrill Lynch	309
(18,387)	Syros Pharmaceuticals Inc	Barclays Bank	(3,310)
(4,362)	Syros Pharmaceuticals Inc	HSBC	1,527
(6,104)	Syros Pharmaceuticals Inc	Morgan Stanley	(1,099)
14,254	Sysco Corp	Barclays Bank	(46,753)
19,709	Sysco Corp	Goldman Sachs	(83,912)
2,483	Sysco Corp	HSBC	(14,262)
(425)	T Rowe Price Group Inc	Morgan Stanley	657
7,018	Tabula Rasa HealthCare Inc	Goldman Sachs	(11,931)
3,148	Tabula Rasa HealthCare Inc	HSBC	(5,824)
598	Tabula Rasa HealthCare Inc	Morgan Stanley	209
442	Tactile Systems Technology Inc	Bank of America Merrill Lynch	(4,340)
5,173	Tactile Systems Technology Inc	Barclays Bank	(20,020)
8,879	Tactile Systems Technology Inc	Goldman Sachs	(87,192)
4,249	Tactile Systems Technology Inc	HSBC	(81,326)
6,159	Tactile Systems Technology Inc	Morgan Stanley	(23,835)
1,873	Take-Two Interactive Software Inc	Bank of America Merrill Lynch	(338)
242	Take-Two Interactive Software Inc	Barclays Bank	1,599
2,139	Take-Two Interactive Software Inc	Goldman Sachs	11,586
4,341	Take-Two Interactive Software Inc	HSBC	(10,220)
4,049	Talaris Therapeutics Inc	Bank of America Merrill Lynch	(6,924)
7,045	Talaris Therapeutics Inc	Barclays Bank	6,834
8,574	Talaris Therapeutics Inc	Goldman Sachs	(14,662)
4,562	Talaris Therapeutics Inc	Morgan Stanley	4,425
(2,170)	Talis Biomedical Corp	Barclays Bank	87
9,886	Talkspace Inc	Barclays Bank	1,631
7,119	Talkspace Inc	Morgan Stanley	1,175
14,495	Talos Energy Inc	Barclays Bank	(5,653)
6,357	Talos Energy Inc	Goldman Sachs	(6,230)
10,752	Talos Energy Inc	HSBC	(21,418)
24,294	Talos Energy Inc	Morgan Stanley	(9,475)
212	Tandem Diabetes Care Inc	Barclays Bank	(695)
2,258	Tandem Diabetes Care Inc	Goldman Sachs	(17,929)
659	Tandem Diabetes Care Inc	HSBC	(4,053)
8,286	Tanger Factory Outlet Centers Inc (REIT)	Goldman Sachs	(6,546)
22,783	Tapestry Inc	Barclays Bank	(118,927)
46,668	Tapestry Inc	Goldman Sachs	(182,939)
77,152	Tapestry Inc	HSBC	(107,275)
7,159	Targa Resources Corp	Bank of America Merrill Lynch	(13,376)
21,263	Targa Resources Corp	Goldman Sachs	(48,124)
8,847	Targa Resources Corp	HSBC	(42,566)
4,414	Targa Resources Corp	Morgan Stanley	(4,547)

保有高	銘柄	取引相手	未実現純評価益 /(損) (米ドル)
	米国(続き)		
4,114	Target Corp	Barclays Bank	1,892
2,652	Target Corp	Goldman Sachs	(51,184)
1,404	Target Corp	HSBC	(11,653)
(1,166)	Target Corp	HSBC	2,722
3,734	Target Corp	Morgan Stanley	1,718
36,750	Target Hospitality Corp	Morgan Stanley	(5,145)
1,501	Tarsus Pharmaceuticals Inc	Bank of America Merrill Lynch	2,792
1,224	Tarsus Pharmaceuticals Inc	Barclays Bank	2,656
548	Tarsus Pharmaceuticals Inc	Goldman Sachs	1,019
1,149	Tarsus Pharmaceuticals Inc	Morgan Stanley	2,493
(9,512)	TaskUS Inc 'A'	Goldman Sachs	157,899
2,891	Tattooed Chef Inc	Goldman Sachs	(866)
7,687	Tattooed Chef Inc	HSBC	822
1,226	Tattooed Chef Inc	Morgan Stanley	(588)
(58,099)	Taylor Morrison Home Corp	Barclays Bank	55,775
(9,101)	Taylor Morrison Home Corp	Goldman Sachs	3,246
(4,849)	Taylor Morrison Home Corp	HSBC	(1,629)
23,644	Taysha Gene Therapies Inc	Barclays Bank	21,989
8,270	Taysha Gene Therapies Inc	Goldman Sachs	(2,053)
4,518	Taysha Gene Therapies Inc	HSBC	(8,030)
5,447	Taysha Gene Therapies Inc	Morgan Stanley	5,066
5,882	TCR2 Therapeutics Inc	HSBC	(10,646)
6,953	TCR2 Therapeutics Inc	Morgan Stanley	(1,669)
(19,639)	TD SYNEX Corp	Barclays Bank	113,514
(29,374)	TD SYNEX Corp	Goldman Sachs	162,439
(1,424)	TD SYNEX Corp	HSBC	7,590
(2,933)	TD SYNEX Corp	Morgan Stanley	16,953
(3,771)	TE Connectivity Ltd	Morgan Stanley	22,645
(23,518)	Team Inc	Barclays Bank	2,822
(14,171)	Team Inc	Goldman Sachs	1,134
(7,848)	Team Inc	HSBC	10,202
(23,427)	Team Inc	Morgan Stanley	2,811
1	Technip Energies NV ADR	Morgan Stanley	-
(2,125)	TechTarget Inc	Barclays Bank	11,434
(1,486)	TechTarget Inc	Goldman Sachs	15,637
(1,529)	TechTarget Inc	HSBC	8,604
12,236	Teekay Corp	Bank of America Merrill Lynch	(3,916)
6,185	Teekay Corp	HSBC	(2,536)
39,762	Teekay Corp	Morgan Stanley	(7,555)
7,442	Teekay Tankers Ltd 'A'	Goldman Sachs	(15,851)
85,411	TEGNA Inc	Barclays Bank	(66,465)
86,470	TEGNA Inc	Goldman Sachs	(80,622)
1,425	TEGNA Inc	HSBC	(741)
(3,318)	Tejon Ranch Co	Barclays Bank	4,247
(41,454)	Tejon Ranch Co	Goldman Sachs	108,609

保有高	銘柄	取引相手	未実現純評価益 /(損) (米ドル)
	米国(続き)		
(13,005)	Tejon Ranch Co	HSBC	31,082
(72,026)	Tejon Ranch Co	Morgan Stanley	92,193
(13,890)	Tela Bio Inc	Bank of America Merrill Lynch	2,222
(6,207)	Tela Bio Inc	Barclays Bank	1,552
2,816	Teladoc Health Inc	Bank of America Merrill Lynch	(83,551)
4,646	Teladoc Health Inc	Barclays Bank	(17,748)
5,410	Teladoc Health Inc	Goldman Sachs	(160,515)
8,210	Teladoc Health Inc	HSBC	(169,593)
1,826	Teladoc Health Inc	Morgan Stanley	(6,975)
2,311	Teledyne Technologies Inc	Barclays Bank	(19,281)
1,240	Teledyne Technologies Inc	Goldman Sachs	(31,461)
3,306	Teledyne Technologies Inc	HSBC	(50,544)
102	Teledyne Technologies Inc	Morgan Stanley	(1,427)
(4,639)	Teleflex Inc	Barclays Bank	60,678
346	Teleflex Inc	Barclays Bank	(2,252)
(1,380)	Teleflex Inc	Goldman Sachs	34,669
3,604	Teleflex Inc	Goldman Sachs	(1,802)
264	Teleflex Inc	HSBC	(3,837)
(6,159)	Teleflex Inc	Morgan Stanley	80,560
(20,374)	Telephone and Data Systems Inc	Barclays Bank	23,838
(36,292)	Telephone and Data Systems Inc	Goldman Sachs	62,785
5,029	Telephone and Data Systems Inc	Morgan Stanley	(5,884)
(5,898)	Telesat Corp	Bank of America Merrill Lynch	85,403
(11,465)	Telesat Corp	Goldman Sachs	166,013
(1,652)	Telesat Corp	HSBC	29,686
(26,016)	Tellurian Inc	Barclays Bank	5,463
(7,786)	Tellurian Inc	Goldman Sachs	6,618
(5,560)	Tellurian Inc	HSBC	7,450
(9,494)	Telos Corp	Bank of America Merrill Lynch	13,576
(15,408)	Telos Corp	Barclays Bank	26,409
(3,698)	Telos Corp	Goldman Sachs	5,709
(7,117)	Telos Corp	HSBC	47,267
(2,248)	Telos Corp	Morgan Stanley	4,159
(32,755)	Tempur Sealy International Inc	Barclays Bank	60,811
(15,282)	Tempur Sealy International Inc	Goldman Sachs	35,240
(50,532)	Tempur Sealy International Inc	HSBC	143,554
1,475	Tenable Holdings Inc	Bank of America Merrill Lynch	(5,089)
19,334	Tenable Holdings Inc	Barclays Bank	(55,295)
4,373	Tenable Holdings Inc	Goldman Sachs	(12,610)
889	Tenable Holdings Inc	HSBC	(135)
22,703	Tenable Holdings Inc	Morgan Stanley	(64,930)
655	Tenaya Therapeutics Inc	Barclays Bank	(393)
3,525	Tenaya Therapeutics Inc	HSBC	(34,334)
792	Tenaya Therapeutics Inc	Morgan Stanley	(475)
(16,391)	Tenet Healthcare Corp	Barclays Bank	79,497

保有高	銘柄	取引相手	未実現純評価益 /(損) (米ドル)
	米国(続き)		
(369)	Tenet Healthcare Corp	Goldman Sachs	587
2,824	Tenet Healthcare Corp	Goldman Sachs	(18,469)
(311)	Tenet Healthcare Corp	Morgan Stanley	1,508
(19,816)	Tennant Co	Barclays Bank	78,670
(13,716)	Tennant Co	Goldman Sachs	58,704
(3,409)	Tennant Co	HSBC	12,784
(13,638)	Tennant Co	Morgan Stanley	54,143
1,504	Tenneco Inc 'A'	Barclays Bank	(2,797)
19,059	Tenneco Inc 'A'	Goldman Sachs	(46,313)
14,734	Tenneco Inc 'A'	HSBC	(33,152)
12,666	Tenneco Inc 'A'	Morgan Stanley	(23,559)
(2,769)	Teradata Corp	Bank of America Merrill Lynch	10,583
(3,590)	Teradata Corp	Barclays Bank	(3,123)
3,067	Teradata Corp	Goldman Sachs	(13,035)
(3,486)	Teradata Corp	HSBC	5,422
(2,284)	Teradata Corp	Morgan Stanley	(1,987)
(1,747)	Teradyne Inc	Barclays Bank	(8,560)
(2,439)	Teradyne Inc	Goldman Sachs	(14,902)
(495)	Teradyne Inc	HSBC	(4,110)
(1,852)	Teradyne Inc	Morgan Stanley	(9,075)
538	Terex Corp	Barclays Bank	(602)
5,458	Terex Corp	Goldman Sachs	(26,853)
1,512	Terex Corp	HSBC	(11,113)
1,680	Terex Corp	Morgan Stanley	(6,770)
2,555	Terminix Global Holdings Inc	Bank of America Merrill Lynch	(4,650)
22,948	Terminix Global Holdings Inc	Barclays Bank	(18,129)
40,071	Terminix Global Holdings Inc	Goldman Sachs	(72,929)
702	Terminix Global Holdings Inc	HSBC	(1,341)
18,141	Terminix Global Holdings Inc	Morgan Stanley	(14,331)
2,709	Terns Pharmaceuticals Inc	Bank of America Merrill Lynch	(5,391)
13,125	Terns Pharmaceuticals Inc	Barclays Bank	(17,194)
1,346	Terns Pharmaceuticals Inc	Morgan Stanley	(1,763)
(8,638)	Terreno Realty Corp (REIT)	Bank of America Merrill Lynch	2,851
10,562	Terreno Realty Corp (REIT)	Barclays Bank	(9,400)
(15,339)	Terreno Realty Corp (REIT)	Goldman Sachs	5,062
27,940	Terreno Realty Corp (REIT)	Goldman Sachs	(9,220)
(3,871)	Terreno Realty Corp (REIT)	HSBC	(3,523)
14,304	Terreno Realty Corp (REIT)	HSBC	13,017
(5,451)	Terreno Realty Corp (REIT)	Morgan Stanley	4,851
47,256	Terreno Realty Corp (REIT)	Morgan Stanley	(42,058)
13,435	Territorial Bancorp Inc	Barclays Bank	(8,061)
1,714	Territorial Bancorp Inc	Goldman Sachs	(600)
2,890	Territorial Bancorp Inc	HSBC	(1,879)
13,136	Territorial Bancorp Inc	Morgan Stanley	(7,882)
(233)	Tesla Inc	Barclays Bank	(2,127)

保有高	銘柄	取引相手	未実現純評価益 /(損) (米ドル)
	米国(続き)		
525	Tesla Inc	Barclays Bank	6,326
(126)	Tesla Inc	Goldman Sachs	(13,145)
(1,205)	Tesla Inc	HSBC	(29,367)
23,216	TESSCO Technologies Inc	Morgan Stanley	(4,411)
280	Tetra Tech Inc	Bank of America Merrill Lynch	2,022
2,113	Tetra Tech Inc	Barclays Bank	(3,064)
4,666	Tetra Tech Inc	Goldman Sachs	33,689
10,043	Tetra Tech Inc	HSBC	89,885
9,888	Tetra Tech Inc	Morgan Stanley	(14,338)
(89,757)	TETRA Technologies Inc	Barclays Bank	17,503
(30,932)	TETRA Technologies Inc	Goldman Sachs	19,332
(18,014)	TETRA Technologies Inc	Morgan Stanley	3,513
(5,895)	Texas Capital Bancshares Inc	Barclays Bank	13,135
(9,687)	Texas Capital Bancshares Inc	Goldman Sachs	61,706
(3,376)	Texas Capital Bancshares Inc	HSBC	20,391
2,275	Texas Instruments Inc	Bank of America Merrill Lynch	11,906
5,504	Texas Instruments Inc	Goldman Sachs	21,571
750	Texas Instruments Inc	HSBC	183
2,047	Texas Instruments Inc	Morgan Stanley	10,732
115	Texas Pacific Land Corp	Barclays Bank	(2,080)
34	Texas Pacific Land Corp	Goldman Sachs	(2,020)
665	Texas Pacific Land Corp	HSBC	(99,558)
(23,770)	Texas Roadhouse Inc	Barclays Bank	151,652
(181)	Texas Roadhouse Inc	Goldman Sachs	1,448
(7,564)	Textainer Group Holdings Ltd	Barclays Bank	12,859
(11,424)	Textainer Group Holdings Ltd	Goldman Sachs	43,305
(9,761)	Textainer Group Holdings Ltd	HSBC	43,815
(1,488)	TFF Pharmaceuticals Inc	Bank of America Merrill Lynch	(357)
(14,472)	TFF Pharmaceuticals Inc	Barclays Bank	289
32,580	TFS Financial Corp	Bank of America Merrill Lynch	(60,273)
(29,177)	TFS Financial Corp	Barclays Bank	40,264
(60,086)	TFS Financial Corp	Goldman Sachs	105,492
101	TFS Financial Corp	HSBC	(206)
(28,568)	TFS Financial Corp	HSBC	57,718
16,640	TFS Financial Corp	Morgan Stanley	(22,963)
(13,222)	TG Therapeutics Inc	Barclays Bank	121,775
(16,733)	TG Therapeutics Inc	Goldman Sachs	209,330
(11,976)	TG Therapeutics Inc	HSBC	218,123
145,140	TherapeuticsMD Inc	Morgan Stanley	(6,227)
12,789	Theravance Biopharma Inc	Barclays Bank	(7,418)
16,993	Theravance Biopharma Inc	Goldman Sachs	(6,797)
1,700	Theravance Biopharma Inc	Morgan Stanley	(986)
(405)	Thermo Fisher Scientific Inc	HSBC	(9,743)
(1,135)	Thermon Group Holdings Inc	Bank of America Merrill Lynch	1,101
(24,378)	Thermon Group Holdings Inc	Barclays Bank	20,478

保有高	銘柄	取引相手	未実現純評価益 /(損) (米ドル)
	米国(続き)		
(37,454)	Thermon Group Holdings Inc	Goldman Sachs	36,330
(10,127)	Thermon Group Holdings Inc	HSBC	12,659
(19,213)	Thermon Group Holdings Inc	Morgan Stanley	16,139
4,340	Theseus Pharmaceuticals Inc	Barclays Bank	(12,586)
8,356	Theseus Pharmaceuticals Inc	Morgan Stanley	(24,232)
(306)	Thor Industries Inc	Bank of America Merrill Lynch	2,622
(3,657)	Thor Industries Inc	Barclays Bank	23,076
(2,505)	Thor Industries Inc	Goldman Sachs	17,004
2,054	Thor Industries Inc	Goldman Sachs	(17,603)
1,037	Thor Industries Inc	Morgan Stanley	(6,543)
2,538	Thorne HealthTech Inc	Goldman Sachs	(4,061)
5,053	Thorne HealthTech Inc	HSBC	(3,137)
6,558	Thorne HealthTech Inc	Morgan Stanley	(7,411)
3,014	Thryv Holdings Inc	Barclays Bank	4,853
6,333	Thryv Holdings Inc	Goldman Sachs	20,202
(1,560)	Tidewater Inc	Barclays Bank	1,841
(27,753)	Tidewater Inc	Morgan Stanley	32,749
5,631	Tile Shop Holdings Inc	Bank of America Merrill Lynch	(6,110)
11,007	Tile Shop Holdings Inc	Barclays Bank	(4,678)
11,286	Tile Shop Holdings Inc	Goldman Sachs	(12,245)
509	Tilly's Inc	Bank of America Merrill Lynch	(764)
54,229	Tilly's Inc	Barclays Bank	(144,791)
13,446	Tilly's Inc	Goldman Sachs	(20,169)
5,644	Timberland Bancorp Inc	Goldman Sachs	(7,337)
17,476	Timken Co	Barclays Bank	(87,730)
14,575	Timken Co	HSBC	(109,313)
13,545	TimkenSteel Corp	Barclays Bank	(30,205)
21,735	TimkenSteel Corp	Goldman Sachs	(4,564)
(5,485)	Titan International Inc	Barclays Bank	2,852
(13,309)	Titan International Inc	Goldman Sachs	13,176
(26,640)	Titan International Inc	HSBC	25,308
5,746	Titan Machinery Inc	Barclays Bank	(11,722)
16,321	Titan Machinery Inc	Goldman Sachs	(2,122)
10,188	Titan Machinery Inc	HSBC	16,606
5,502	Titan Machinery Inc	Morgan Stanley	(11,224)
(6,870)	Tivity Health Inc	Barclays Bank	12,744
(5,511)	Tivity Health Inc	Goldman Sachs	15,624
(7,294)	Tivity Health Inc	HSBC	28,045
2,881	TJX Cos Inc	Bank of America Merrill Lynch	605
8,275	TJX Cos Inc	Goldman Sachs	1,738
14,523	TJX Cos Inc	HSBC	(28,903)
25,626	TJX Cos Inc	Morgan Stanley	(8,969)
(1,110)	T-Mobile US Inc	Barclays Bank	2,442
(888)	T-Mobile US Inc	Goldman Sachs	5,435
789	T-Mobile US Inc	HSBC	(7,267)

保有高	銘柄	取引相手	未実現純評価益 /(損) (米ドル)
	米国(続き)		
(4,804)	T-Mobile US Inc	HSBC	26,909
6,114	Toll Brothers Inc	Barclays Bank	(2,996)
(1,534)	Toll Brothers Inc	Barclays Bank	752
1,395	Toll Brothers Inc	HSBC	3,725
6,822	Toll Brothers Inc	Morgan Stanley	(3,343)
(4,383)	Toll Brothers Inc	Morgan Stanley	2,148
(829)	Tompkins Financial Corp	Barclays Bank	4,244
(745)	Tompkins Financial Corp	Goldman Sachs	4,768
(687)	Tompkins Financial Corp	HSBC	4,500
(8,049)	Tompkins Financial Corp	Morgan Stanley	41,211
(73,072)	Tootsie Roll Industries Inc	Barclays Bank	83,302
(999)	TopBuild Corp	Bank of America Merrill Lynch	(5,784)
(4,878)	TopBuild Corp	Barclays Bank	30,355
(2,024)	TopBuild Corp	Goldman Sachs	(11,719)
(2,860)	TopBuild Corp	HSBC	(31,749)
(7,015)	TopBuild Corp	Morgan Stanley	44,789
(1,347)	Torchmark Corp	Bank of America Merrill Lynch	9,983
(9,095)	Torchmark Corp	Barclays Bank	48,840
(15,050)	Torchmark Corp	Goldman Sachs	107,457
(4,311)	Torchmark Corp	HSBC	27,899
(37,707)	Torchmark Corp	Morgan Stanley	202,487
(49,731)	Toro Co	Barclays Bank	103,938
(83,161)	Toro Co	Goldman Sachs	(59,876)
(14,904)	Toro Co	Morgan Stanley	31,149
(1,306)	Torrid Holdings Inc	Bank of America Merrill Lynch	2,925
(35,244)	Torrid Holdings Inc	HSBC	106,437
18,360	Towne Bank	Barclays Bank	(47,363)
29,835	Towne Bank	Goldman Sachs	(73,110)
21,283	Townsquare Media Inc 'A'	Bank of America Merrill Lynch	(34,053)
10,577	Townsquare Media Inc 'A'	Barclays Bank	(5,394)
31,746	Townsquare Media Inc 'A'	Goldman Sachs	(50,794)
5,325	Townsquare Media Inc 'A'	HSBC	(10,650)
1,849	Townsquare Media Inc 'A'	Morgan Stanley	(943)
(40,239)	TPG RE Finance Trust Inc (REIT)	Barclays Bank	32,594
(10,940)	TPI Composites Inc	Goldman Sachs	46,017
(12,863)	TPI Composites Inc	HSBC	88,812
6,576	Tractor Supply Co	Bank of America Merrill Lynch	46,361
(8,307)	Tractor Supply Co	Goldman Sachs	(58,564)
1,855	Tractor Supply Co	Morgan Stanley	1,762
(13,376)	Trade Desk Inc 'A'	Barclays Bank	(91,492)
(2,752)	Trade Desk Inc 'A'	Goldman Sachs	(12,824)
(25,595)	Trade Desk Inc 'A'	Morgan Stanley	(175,069)
3,672	Tradeweb Markets Inc 'A'	Bank of America Merrill Lynch	2,772
(3,275)	Tradeweb Markets Inc 'A'	Barclays Bank	(1,687)
(524)	Tradeweb Markets Inc 'A'	Goldman Sachs	(158)

保有高	銘柄	取引相手	未実現純評価益 /(損) (米ドル)
	米国(続き)		
1,613	Tradeweb Markets Inc 'A'	Goldman Sachs	1,218
(4,344)	Tradeweb Markets Inc 'A'	HSBC	(9,752)
1,146	Tradeweb Markets Inc 'A'	HSBC	2,573
1,995	Tradeweb Markets Inc 'A'	Morgan Stanley	1,027
(17,419)	Traeger Inc	Barclays Bank	22,680
(9,566)	Traeger Inc	HSBC	8,953
7,868	Trane Technologies Plc	Bank of America Merrill Lynch	6,845
(1,117)	Trane Technologies Plc	Bank of America Merrill Lynch	2,116
13,574	Trane Technologies Plc	Barclays Bank	(55,518)
(2,824)	Trane Technologies Plc	Barclays Bank	9,875
4,360	Trane Technologies Plc	Goldman Sachs	3,793
(1,504)	Trane Technologies Plc	Goldman Sachs	7,294
7,362	Trane Technologies Plc	HSBC	34,675
(1,029)	Trane Technologies Plc	HSBC	1,617
11,108	Trane Technologies Plc	Morgan Stanley	(45,432)
(1,437)	Trane Technologies Plc	Morgan Stanley	5,877
5,182	Transcat Inc	Barclays Bank	(45,083)
2,098	Transcat Inc	Goldman Sachs	(10,238)
2,733	Transcat Inc	HSBC	(12,818)
1,477	Transcat Inc	Morgan Stanley	(12,850)
(1,975)	TransMedics Group Inc	Bank of America Merrill Lynch	8,216
(7,070)	TransMedics Group Inc	Barclays Bank	2,969
(2,172)	TransMedics Group Inc	Goldman Sachs	5,902
(2,303)	TransMedics Group Inc	HSBC	8,789
(81,633)	Transocean Ltd	Barclays Bank	5,714
(26,219)	Transocean Ltd	Goldman Sachs	8,390
6,012	TransUnion	Barclays Bank	(9,439)
3,056	TransUnion	Goldman Sachs	(3,789)
12,618	TransUnion	HSBC	(17,287)
33,405	Travel + Leisure Co	Bank of America Merrill Lynch	(226,486)
27,635	Travel + Leisure Co	Barclays Bank	(129,055)
17,995	Travel + Leisure Co	Goldman Sachs	(122,006)
(10,101)	Travel + Leisure Co	HSBC	86,148
4,632	Travel + Leisure Co	Morgan Stanley	(21,631)
(1,118)	Travel + Leisure Co	Morgan Stanley	5,221
(33)	TravelCenters of America Inc	Bank of America Merrill Lynch	222
(4,854)	TravelCenters of America Inc	Barclays Bank	27,959
(1,435)	TravelCenters of America Inc	HSBC	13,259
(2,174)	TravelCenters of America Inc	Morgan Stanley	12,522
5,812	Travelers Cos Inc	Bank of America Merrill Lynch	(49,053)
7,163	Travelers Cos Inc	Barclays Bank	(51,932)
29,820	Travelers Cos Inc	Goldman Sachs	(251,681)
6,297	Travelers Cos Inc	HSBC	(54,950)
13,339	Travelers Cos Inc	Morgan Stanley	(96,708)
(3,495)	Travere Therapeutics Inc	Barclays Bank	717

保有高	銘柄	取引相手	未実現純評価益 /(損) (米ドル)
	米国(続き)		
(4,204)	Traverse Therapeutics Inc	Goldman Sachs	4,699
3,394	Treace Medical Concepts Inc	Barclays Bank	(4,446)
3,734	Treace Medical Concepts Inc	Goldman Sachs	(10,974)
12,290	Treace Medical Concepts Inc	HSBC	(53,701)
3,735	Treace Medical Concepts Inc	Morgan Stanley	(4,893)
25,517	Trean Insurance Group Inc	Goldman Sachs	-
17,165	Trean Insurance Group Inc	Morgan Stanley	(12,359)
(39,476)	Trecora Resources	Bank of America Merrill Lynch	13,817
(48,128)	Trecora Resources	Barclays Bank	12,513
(21,832)	Trecora Resources	Goldman Sachs	7,641
(5,670)	Trecora Resources	HSBC	(4,253)
(29,425)	Trecora Resources	Morgan Stanley	7,651
(6,425)	Tredegar Corp	HSBC	12,143
(24,094)	Tredegar Corp	Morgan Stanley	6,264
(4,484)	TreeHouse Foods Inc	Barclays Bank	4,215
(9,270)	TreeHouse Foods Inc	Goldman Sachs	9,516
(19,180)	TreeHouse Foods Inc	HSBC	(6,852)
(13,972)	Trevena Inc	Barclays Bank	235
3,680	Trex Co Inc	Bank of America Merrill Lynch	5,330
11,624	Trex Co Inc	Goldman Sachs	77,300
785	Trex Co Inc	HSBC	1,874
21,203	Tri Pointe Homes Inc	Barclays Bank	1,484
15,027	Tri Pointe Homes Inc	Goldman Sachs	(4,926)
16,267	Tri Pointe Homes Inc	HSBC	5,894
25,488	Tri Pointe Homes Inc	Morgan Stanley	1,784
1,875	Tricida Inc	Bank of America Merrill Lynch	1,988
16,277	Tricida Inc	Barclays Bank	(3,744)
17,037	Tricida Inc	Goldman Sachs	18,059
10,228	Tricida Inc	HSBC	20,354
1,786	TriCo Bancshares	Bank of America Merrill Lynch	(7,465)
16,820	TriCo Bancshares	Barclays Bank	(52,310)
16,643	TriCo Bancshares	Goldman Sachs	(69,568)
23,818	TriCo Bancshares	HSBC	(116,470)
31,075	TriCo Bancshares	Morgan Stanley	(96,643)
(6,009)	TriMas Corp	Barclays Bank	11,537
(18,664)	TriMas Corp	Goldman Sachs	62,485
(10,529)	TriMas Corp	HSBC	27,329
(559)	Trimble Inc	Bank of America Merrill Lynch	363
(15,553)	Trimble Inc	Barclays Bank	2,343
(9,450)	Trimble Inc	Goldman Sachs	7,733
(7,663)	Trimble Inc	HSBC	19,234
(257)	Trimble Inc	Morgan Stanley	67
931	TriNet Group Inc	Bank of America Merrill Lynch	(4,646)
24,120	TriNet Group Inc	Barclays Bank	(91,656)
10,268	TriNet Group Inc	Goldman Sachs	(51,237)

保有高	銘柄	取引相手	未実現純評価益 /(損) (米ドル)
	米国(続き)		
3,189	TriNet Group Inc	HSBC	(13,776)
2,334	TriNet Group Inc	Morgan Stanley	(8,869)
15,504	Trinity Industries Inc	Barclays Bank	(24,496)
(18,527)	Trinity Industries Inc	Barclays Bank	29,273
14,685	Trinity Industries Inc	Goldman Sachs	(12,335)
(11,673)	Trinity Industries Inc	Goldman Sachs	9,805
(7,017)	Trinity Industries Inc	HSBC	18,665
877	Trinity Industries Inc	Morgan Stanley	(1,386)
(50,634)	Trinity Place Holdings Inc	Bank of America Merrill Lynch	-
(3,803)	Trinity Place Holdings Inc	Bank of America Merrill Lynch	(38)
(2,631)	Trinity Place Holdings Inc	Barclays Bank	(79)
(197)	Trinity Place Holdings Inc	Barclays Bank	(2)
(16,263)	Trinity Place Holdings Inc	Goldman Sachs	-
(1,221)	Trinity Place Holdings Inc	Goldman Sachs	(12)
(20,663)	Trinseo Plc	Barclays Bank	80,898
(5,559)	Trinseo Plc	Goldman Sachs	27,867
25,674	TripAdvisor Inc	Barclays Bank	(52,632)
17,089	TripAdvisor Inc	Goldman Sachs	(63,008)
2,895	TripAdvisor Inc	HSBC	(20,618)
(17,802)	Triple- S Management Corp	Barclays Bank	534
(17,807)	Triple- S Management Corp	Goldman Sachs	3,383
(634)	Triple- S Management Corp	HSBC	25
27,313	TriState Capital Holdings Inc	Bank of America Merrill Lynch	(2,458)
21,821	TriState Capital Holdings Inc	Barclays Bank	3,055
2,724	TriState Capital Holdings Inc	HSBC	(899)
(5,145)	Triton International Ltd	Barclays Bank	18,728
(4,343)	Triton International Ltd	Goldman Sachs	21,281
(3,690)	Triton International Ltd	HSBC	21,870
(6,658)	Triumph Bancorp Inc	Barclays Bank	7,990
(5,983)	Triumph Bancorp Inc	Goldman Sachs	14,958
(5,884)	Triumph Bancorp Inc	Morgan Stanley	7,061
(48,019)	Triumph Group Inc	Barclays Bank	159,903
(6,555)	Triumph Group Inc	Goldman Sachs	31,464
(14,790)	Triumph Group Inc	Morgan Stanley	49,251
(6,421)	Tronox Holdings Plc 'A'	Barclays Bank	7,938
(4,036)	Tronox Holdings Plc 'A'	HSBC	7,202
(37,246)	Tronox Holdings Plc 'A'	Morgan Stanley	46,185
(9,775)	TrueBlue Inc	Barclays Bank	3,418
(7,754)	TrueBlue Inc	Goldman Sachs	4,787
(9,996)	TrueBlue Inc	HSBC	8,802
29,106	TrueCar Inc	Bank of America Merrill Lynch	(18,919)
30,338	TrueCar Inc	Goldman Sachs	(19,720)
4,725	Trupanion Inc	Goldman Sachs	(20,885)
2,272	Trupanion Inc	Morgan Stanley	(14,995)
(1,408)	TrustCo Bank Corp NY	Barclays Bank	2,617

保有高	銘柄	取引相手	未実現純評価益 /(損) (米ドル)
	米国(続き)		
(4,163)	TrustCo Bank Corp NY	Goldman Sachs	7,535
(617)	TrustCo Bank Corp NY	HSBC	1,536
(4,047)	Trustmark Corp	Barclays Bank	10,038
(22,533)	Trustmark Corp	Goldman Sachs	59,152
(38,168)	Trustmark Corp	HSBC	107,356
(584)	Trustmark Corp	Morgan Stanley	1,343
209	TTEC Holdings Inc	Bank of America Merrill Lynch	(568)
6,626	TTEC Holdings Inc	Barclays Bank	(10,072)
5,202	TTEC Holdings Inc	Goldman Sachs	(14,149)
2,826	TTEC Holdings Inc	HSBC	(44,707)
646	TTEC Holdings Inc	Morgan Stanley	(982)
(82,984)	TTM Technologies Inc	Barclays Bank	20,746
(117,233)	TTM Technologies Inc	Goldman Sachs	38,023
(39,126)	TTM Technologies Inc	HSBC	11,156
(78,438)	TTM Technologies Inc	Morgan Stanley	19,609
(1,681)	Tucows Inc 'A'	Bank of America Merrill Lynch	12,986
(37,251)	Tucows Inc 'A'	Barclays Bank	190,166
(8,023)	Tupperware Brands Corp	Barclays Bank	2,223
(10,277)	Tupperware Brands Corp	Goldman Sachs	24,665
(6,578)	Tupperware Brands Corp	HSBC	12,759
(3,560)	Tupperware Brands Corp	Morgan Stanley	997
4,779	Turning Point Brands Inc	Goldman Sachs	(14,767)
(12,310)	Turning Point Therapeutics Inc	Barclays Bank	20,435
(15,443)	Turning Point Therapeutics Inc	Goldman Sachs	92,195
(10,255)	Turning Point Therapeutics Inc	HSBC	48,916
(2,916)	Turning Point Therapeutics Inc	Morgan Stanley	4,841
(2,647)	Turtle Beach Corp	Barclays Bank	(1,526)
(2,282)	Turtle Beach Corp	Goldman Sachs	1,164
(5,392)	Turtle Beach Corp	HSBC	1,030
(12,196)	TuSimple Holdings Inc 'A'	Barclays Bank	(55,736)
(1,440)	TuSimple Holdings Inc 'A'	HSBC	(3,892)
6,634	Tutor Perini Corp	Barclays Bank	(6,966)
56,092	Tutor Perini Corp	Goldman Sachs	(100,405)
282	Twilio Inc 'A'	Bank of America Merrill Lynch	(2,253)
(437)	Twilio Inc 'A'	HSBC	(2,549)
(5,921)	Twin Disc Inc	Goldman Sachs	5,891
(19,107)	Twin Disc Inc	HSBC	18,056
(9,208)	Twin Disc Inc	Morgan Stanley	5,479
555	Twist Bioscience Corp	Bank of America Merrill Lynch	(7,809)
891	Twist Bioscience Corp	Barclays Bank	(1,042)
(4,400)	Twist Bioscience Corp	Goldman Sachs	61,908
2,620	Twist Bioscience Corp	Goldman Sachs	(41,496)
174	Twist Bioscience Corp	HSBC	(2,895)
(1,678)	Twist Bioscience Corp	Morgan Stanley	1,963
1,356	Twist Bioscience Corp	Morgan Stanley	(1,587)

保有高	銘柄	取引相手	未実現純評価益 /(損) (米ドル)
	米国(続き)		
1,181	Twitter Inc	Bank of America Merrill Lynch	(3,914)
7,562	Twitter Inc	Barclays Bank	(15,653)
3,566	Twitter Inc	Goldman Sachs	(20,202)
4,600	Twitter Inc	HSBC	(16,549)
(151,402)	Two Harbors Investment Corp (REIT)	Barclays Bank	4,542
(64,837)	Two Harbors Investment Corp (REIT)	Goldman Sachs	8,429
(82,528)	Two Harbors Investment Corp (REIT)	HSBC	29,710
(47,401)	Two Harbors Investment Corp (REIT)	Morgan Stanley	1,422
(3,320)	Tyler Technologies Inc	Bank of America Merrill Lynch	83,000
(2,848)	Tyler Technologies Inc	Barclays Bank	39,046
(1,727)	Tyler Technologies Inc	Goldman Sachs	43,175
(1,337)	Tyler Technologies Inc	HSBC	20,697
(4,770)	Tyler Technologies Inc	Morgan Stanley	65,397
57,461	Tyme Technologies Inc	Barclays Bank	(2,637)
7,958	Tyme Technologies Inc	HSBC	(2,196)
16,394	Tyme Technologies Inc	Morgan Stanley	(752)
1,366	Tyra Biosciences Inc	Barclays Bank	3,975
(689)	Tyson Foods Inc 'A'	Bank of America Merrill Lynch	1,255
(24,139)	Tyson Foods Inc 'A'	Barclays Bank	44,043
(27,388)	Tyson Foods Inc 'A'	Goldman Sachs	70,997
(12,587)	Tyson Foods Inc 'A'	HSBC	11,454
(7,570)	Tyson Foods Inc 'A'	Morgan Stanley	14,005
(7,670)	Uber Technologies Inc	Barclays Bank	25,081
(1,525)	Uber Technologies Inc	HSBC	779
(887)	Ubiquiti Inc	Barclays Bank	(5,602)
(712)	Ubiquiti Inc	Goldman Sachs	283
7,121	UDR Inc (REIT)	Barclays Bank	12,818
886	UDR Inc (REIT)	Goldman Sachs	667
5,071	UDR Inc (REIT)	HSBC	12,931
(2,042)	UFP Industries Inc	Bank of America Merrill Lynch	7,821
(3,448)	UFP Industries Inc	Barclays Bank	19,792
6,792	UFP Industries Inc	Barclays Bank	(38,986)
(12,786)	UFP Industries Inc	Goldman Sachs	48,971
10,919	UFP Industries Inc	Goldman Sachs	(47,313)
(4,040)	UFP Industries Inc	HSBC	13,413
2,817	UFP Industries Inc	HSBC	(13,151)
(11,411)	UFP Industries Inc	Morgan Stanley	65,499
714	UFP Industries Inc	Morgan Stanley	(4,098)
4,354	UFP Technologies Inc	Bank of America Merrill Lynch	8,403
2,444	UFP Technologies Inc	Barclays Bank	(7,870)
1,148	UFP Technologies Inc	Goldman Sachs	2,216
2,606	UFP Technologies Inc	HSBC	9,538
1,303	UFP Technologies Inc	Morgan Stanley	(4,196)
29,258	UGI Corp	Bank of America Merrill Lynch	(67,293)
73,163	UGI Corp	Barclays Bank	(119,256)

保有高	銘柄	取引相手	未実現純評価益 /(損) (米ドル)
	米国(続き)		
11,549	UGI Corp	Goldman Sachs	(26,563)
11,876	UGI Corp	HSBC	(15,676)
49,706	UGI Corp	Morgan Stanley	(81,021)
2,335	UiPath Inc 'A'	Barclays Bank	2,895
9,892	UiPath Inc 'A'	HSBC	(62,913)
1,312	Ulta Salon Cosmetics & Fragrance Inc	Barclays Bank	(24,731)
2,797	Ulta Salon Cosmetics & Fragrance Inc	Goldman Sachs	(24,642)
4,350	Ulta Salon Cosmetics & Fragrance Inc	HSBC	20,923
(5,932)	Ultra Clean Holdings Inc	Barclays Bank	10,559
(2,487)	Ultra Clean Holdings Inc	Goldman Sachs	5,144
(2,409)	Ultra Clean Holdings Inc	HSBC	2,821
8,897	Ultragenyx Pharmaceutical Inc	Bank of America Merrill Lynch	(61,033)
1,303	Ultragenyx Pharmaceutical Inc	Barclays Bank	(5,134)
1,808	Ultragenyx Pharmaceutical Inc	Goldman Sachs	(12,403)
5,293	Ultragenyx Pharmaceutical Inc	HSBC	(47,214)
768	Ultragenyx Pharmaceutical Inc	Morgan Stanley	(3,026)
(21,699)	Ultralife Corp	Morgan Stanley	8,680
18,441	UMB Financial Corp	Barclays Bank	(92,943)
22,924	UMB Financial Corp	Goldman Sachs	(91,467)
868	UMB Financial Corp	Morgan Stanley	(4,375)
(18,786)	UMH Properties Inc (REIT)	Goldman Sachs	6,199
(1,001)	UMH Properties Inc (REIT)	HSBC	448
(73,071)	UMH Properties Inc (REIT)	Morgan Stanley	18,268
29,916	Umpqua Holdings Corp	Barclays Bank	(19,445)
53,406	Umpqua Holdings Corp	Goldman Sachs	(107,880)
35,786	Umpqua Holdings Corp	HSBC	(88,749)
(4,947)	Under Armour Inc 'A'	Barclays Bank	7,965
(1,830)	Under Armour Inc 'A'	Goldman Sachs	3,825
27,284	Under Armour Inc 'A'	Goldman Sachs	(57,024)
(12,403)	Under Armour Inc 'A'	HSBC	13,134
10,960	Unifi Inc	Barclays Bank	(32,332)
1,740	Unifi Inc	Goldman Sachs	(4,907)
11,513	Unifi Inc	HSBC	(54,341)
9,036	Unifi Inc	Morgan Stanley	(26,656)
(1,390)	UniFirst Corp	Barclays Bank	7,298
(610)	UniFirst Corp	Goldman Sachs	5,142
(600)	UniFirst Corp	HSBC	8,982
(3,236)	UniFirst Corp	Morgan Stanley	16,989
(2,465)	Union Bankshares Inc/Morrisville VT	Bank of America Merrill Lynch	2,342
(1,143)	Union Pacific Corp	Bank of America Merrill Lynch	7,350
(16,795)	Union Pacific Corp	Barclays Bank	97,409
(26,793)	Union Pacific Corp	Goldman Sachs	80,647
(18,819)	Union Pacific Corp	Morgan Stanley	102,752
(13,698)	Unisys Corp	Barclays Bank	5,479
(19,802)	Unisys Corp	Goldman Sachs	36,015

保有高	銘柄	取引相手	未実現純評価益 /(損) (米ドル)
	米国(続き)		
(2,307)	Unisys Corp	HSBC	1,100
(2,610)	Unisys Corp	Morgan Stanley	1,044
(18,870)	United Airlines Holdings Inc	Barclays Bank	90,387
(8,384)	United Airlines Holdings Inc	Goldman Sachs	73,695
(39,426)	United Airlines Holdings Inc	HSBC	450,245
(14,916)	United Bankshares Inc	Barclays Bank	41,168
(31,716)	United Bankshares Inc	Goldman Sachs	79,924
47,347	United Community Banks Inc	Bank of America Merrill Lynch	(82,857)
17,581	United Community Banks Inc	Goldman Sachs	(30,767)
2,020	United Fire Group Inc	Barclays Bank	(3,575)
10,462	United Fire Group Inc	Goldman Sachs	(11,822)
5,153	United Fire Group Inc	HSBC	(10,512)
19,059	United Fire Group Inc	Morgan Stanley	(33,734)
63,768	United Insurance Holdings Corp	Barclays Bank	(32,522)
7,565	United Insurance Holdings Corp	Goldman Sachs	(5,447)
39,051	United Insurance Holdings Corp	HSBC	(6,248)
34,844	United Insurance Holdings Corp	Morgan Stanley	(17,770)
(6,350)	United Natural Foods Inc	Barclays Bank	15,367
(4,926)	United Natural Foods Inc	Goldman Sachs	6,059
(9,607)	United Parcel Service Inc 'B'	Barclays Bank	91,555
(3,229)	United Parcel Service Inc 'B'	Goldman Sachs	32,839
(876)	United Rentals Inc	Barclays Bank	22,093
2,860	United Rentals Inc	Barclays Bank	(72,129)
566	United Rentals Inc	Goldman Sachs	(16,148)
1,767	United Rentals Inc	HSBC	(25,181)
413	United Rentals Inc	Morgan Stanley	(2,308)
26,904	United Security Bancshares/Fresno CA	Barclays Bank	(6,188)
15,447	United Security Bancshares/Fresno CA	Goldman Sachs	(3,398)
18,469	United Security Bancshares/Fresno CA	HSBC	(3,140)
33,292	United Security Bancshares/Fresno CA	Morgan Stanley	(7,657)
4,378	United States Cellular Corp	Bank of America Merrill Lynch	(10,245)
65,063	United States Cellular Corp	Barclays Bank	(80,028)
33,666	United States Cellular Corp	Goldman Sachs	(78,779)
19,134	United States Cellular Corp	HSBC	(57,211)
50,113	United States Cellular Corp	Morgan Stanley	(61,639)
(978)	United States Lime & Minerals Inc	Bank of America Merrill Lynch	12,059
(791)	United States Lime & Minerals Inc	Morgan Stanley	8,543
(4,498)	United States Steel Corp	Barclays Bank	9,851
(1,974)	United States Steel Corp	Goldman Sachs	4,639
6,327	United States Steel Corp	Goldman Sachs	(14,868)
(6,793)	United States Steel Corp	HSBC	23,775
231	United Therapeutics Corp	Bank of America Merrill Lynch	(3,211)
1,563	United Therapeutics Corp	Barclays Bank	(12,809)
1,142	United Therapeutics Corp	Goldman Sachs	(15,874)
5,476	United Therapeutics Corp	HSBC	(60,302)

保有高	銘柄	取引相手	未実現純評価益 /(損) (米ドル)
	米国(続き)		
1,073	United Therapeutics Corp	Morgan Stanley	(8,348)
(313)	UnitedHealth Group Inc	Bank of America Merrill Lynch	1,906
(2,631)	UnitedHealth Group Inc	HSBC	47,121
(2,454)	UnitedHealth Group Inc	Morgan Stanley	(17,595)
(18,638)	Uniti Group Inc (REIT)	Goldman Sachs	8,581
(41,477)	Uniti Group Inc (REIT)	HSBC	11,673
(2,378)	Unitil Corp	Morgan Stanley	1,260
6,399	Unity Bancorp Inc	Bank of America Merrill Lynch	(6,015)
3,928	Unity Bancorp Inc	Barclays Bank	(2,632)
12,010	Unity Bancorp Inc	Goldman Sachs	(11,289)
9,580	Unity Bancorp Inc	Morgan Stanley	(6,419)
37,508	UNITY Biotechnology Inc	Bank of America Merrill Lynch	(29,256)
(6,413)	Unity Software Inc	Barclays Bank	24,241
(4,182)	Unity Software Inc	HSBC	93,017
4,013	Univar Solutions Inc	Barclays Bank	(7,344)
9,397	Univar Solutions Inc	Goldman Sachs	(22,271)
11,751	Univar Solutions Inc	HSBC	(25,265)
6,674	Univar Solutions Inc	Morgan Stanley	(12,213)
(7,965)	Universal Corp	Barclays Bank	18,864
(2,241)	Universal Corp	Goldman Sachs	7,463
(50,678)	Universal Corp	Morgan Stanley	120,107
1,713	Universal Display Corp	Bank of America Merrill Lynch	(34,740)
(1,614)	Universal Display Corp	Barclays Bank	4,519
7,553	Universal Display Corp	Barclays Bank	(19,841)
(2,045)	Universal Display Corp	Goldman Sachs	41,473
(530)	Universal Display Corp	HSBC	14,766
546	Universal Display Corp	HSBC	(261)
209	Universal Display Corp	Morgan Stanley	(585)
9,507	Universal Electronics Inc	Barclays Bank	(26,810)
(6,033)	Universal Health Realty Income Trust (REIT)	Barclays Bank	13,273
(9,121)	Universal Health Realty Income Trust (REIT)	Goldman Sachs	28,235
(7,881)	Universal Health Realty Income Trust (REIT)	HSBC	26,901
(19,326)	Universal Health Services Inc 'B'	Barclays Bank	170,649
1,427	Universal Health Services Inc 'B'	Barclays Bank	(13,838)
(13,371)	Universal Health Services Inc 'B'	Goldman Sachs	137,454
568	Universal Health Services Inc 'B'	Goldman Sachs	(6,614)
(19,495)	Universal Health Services Inc 'B'	Morgan Stanley	172,141
4,299	Universal Insurance Holdings Inc	Bank of America Merrill Lynch	(1,333)
15,342	Universal Insurance Holdings Inc	Barclays Bank	(6,904)
7,965	Universal Insurance Holdings Inc	Goldman Sachs	(2,469)
10,945	Universal Insurance Holdings Inc	HSBC	(2,846)
13,109	Universal Insurance Holdings Inc	Morgan Stanley	(5,899)
2,671	Universal Logistics Holdings Inc	Bank of America Merrill Lynch	(5,663)
12,751	Universal Technical Institute Inc	Bank of America Merrill Lynch	10,775
12,201	Universal Technical Institute Inc	Barclays Bank	(10,554)

保有高	銘柄	取引相手	未実現純評価益 /(損) (米ドル)
	米国(続き)		
32,544	Universal Technical Institute Inc	Goldman Sachs	27,500
7,929	Universal Technical Institute Inc	HSBC	8,048
28,218	Universal Technical Institute Inc	Morgan Stanley	(24,409)
67,134	Univest Financial Corp	Bank of America Merrill Lynch	(173,206)
31,221	Univest Financial Corp	Barclays Bank	(70,872)
72,273	Univest Financial Corp	Goldman Sachs	(186,464)
5,692	Univest Financial Corp	HSBC	(16,791)
7,852	Unum Group	Bank of America Merrill Lynch	(22,985)
55,351	Unum Group	Barclays Bank	(107,401)
53,236	Unum Group	Goldman Sachs	(167,318)
20,561	Unum Group	HSBC	(55,804)
8,550	Unum Group	Morgan Stanley	(18,126)
(7,373)	Upland Software Inc	Barclays Bank	11,649
(18,042)	Upland Software Inc	Goldman Sachs	65,963
(4,693)	Upland Software Inc	HSBC	23,380
(9,307)	Upland Software Inc	Morgan Stanley	14,705
(827)	Upstart Holdings Inc	Barclays Bank	(10,784)
(411)	Upstart Holdings Inc	Goldman Sachs	6,268
(323)	Upstart Holdings Inc	HSBC	37,491
3,036	Upwork Inc	Bank of America Merrill Lynch	(16,303)
3,134	Upwork Inc	Barclays Bank	(5,516)
(4,157)	Upwork Inc	Goldman Sachs	34,420
6,641	Upwork Inc	Goldman Sachs	(43,808)
996	Upwork Inc	HSBC	(9,283)
2,966	Upwork Inc	Morgan Stanley	(4,357)
(27,089)	Uranium Energy Corp	Goldman Sachs	17,680
(5,499)	Uranium Energy Corp	HSBC	4,839
(121,590)	Urban Edge Properties (REIT)	Barclays Bank	209,135
(83,341)	Urban Edge Properties (REIT)	Goldman Sachs	133,346
(4,591)	Urban Edge Properties (REIT)	HSBC	6,703
(71,265)	Urban Edge Properties (REIT)	Morgan Stanley	122,576
705	Urban Outfitters Inc	Bank of America Merrill Lynch	(3,631)
7,017	Urban Outfitters Inc	Barclays Bank	(38,734)
8,589	Urban Outfitters Inc	Goldman Sachs	(44,233)
7,427	Urban Outfitters Inc	HSBC	(23,098)
14,531	Urban Outfitters Inc	Morgan Stanley	(80,211)
13,775	Ur-Energy Inc	Bank of America Merrill Lynch	(5,648)
21,782	Ur-Energy Inc	Barclays Bank	(1,089)
105,254	Ur-Energy Inc	Goldman Sachs	(43,154)
25,000	Ur-Energy Inc	HSBC	(14,750)
3,782	UroGen Pharma Ltd	Barclays Bank	(1,664)
11,300	UroGen Pharma Ltd	Goldman Sachs	(32,657)
12,971	UroGen Pharma Ltd	Morgan Stanley	(5,707)
(49,310)	Urstadt Biddle Properties Inc 'A' (REIT)	Barclays Bank	81,855
(71,885)	Urstadt Biddle Properties Inc 'A' (REIT)	Goldman Sachs	135,144

保有高	銘柄	取引相手	未実現純評価益 /(損) (米ドル)
	米国(続き)		
(28,404)	Urstadt Biddle Properties Inc 'A' (REIT)	HSBC	59,364
(60,195)	Urstadt Biddle Properties Inc 'A' (REIT)	Morgan Stanley	99,924
38,482	US Bancorp	Barclays Bank	(92,458)
8,523	US Bancorp	Goldman Sachs	(33,613)
2,998	US Bancorp	HSBC	(13,341)
(20,588)	US Ecology Inc	Barclays Bank	32,529
(27,091)	US Ecology Inc	Goldman Sachs	36,031
(22,311)	US Ecology Inc	HSBC	34,136
(43,300)	US Ecology Inc	Morgan Stanley	68,414
(3,835)	US Foods Holding Corp	Barclays Bank	10,546
(6,993)	US Foods Holding Corp	Goldman Sachs	16,712
(8,024)	US Foods Holding Corp	Morgan Stanley	22,066
59,520	US Oncology Inc	Bank of America Merrill Lynch	(59)
7,474	US Oncology Inc	Barclays Bank	-
41,718	US Oncology Inc	Goldman Sachs	(42)
8,296	US Oncology Inc	Morgan Stanley	-
(203)	US Physical Therapy Inc	Bank of America Merrill Lynch	2,263
(6,780)	US Physical Therapy Inc	Barclays Bank	59,935
(1,582)	US Physical Therapy Inc	Goldman Sachs	17,639
(346)	US Physical Therapy Inc	HSBC	6,449
(272)	US Physical Therapy Inc	Morgan Stanley	2,404
(2,718)	US Silica Holdings Inc	Barclays Bank	(353)
(9,935)	US Silica Holdings Inc	Goldman Sachs	2,832
(38,768)	US Silica Holdings Inc	HSBC	58,232
(8,746)	US Xpress Enterprises Inc 'A'	Bank of America Merrill Lynch	6,647
(11,343)	US Xpress Enterprises Inc 'A'	Barclays Bank	9,074
6,124	USANA Health Sciences Inc	Barclays Bank	(11,023)
1,954	USANA Health Sciences Inc	Goldman Sachs	(4,553)
3,099	USANA Health Sciences Inc	HSBC	(5,454)
160	USANA Health Sciences Inc	Morgan Stanley	(288)
(2,296)	Utah Medical Products Inc	HSBC	(19,057)
(3,750)	Utah Medical Products Inc	Morgan Stanley	51,412
(24,341)	Utz Brands Inc	Barclays Bank	23,611
(144,435)	UWM Holdings Corp	Barclays Bank	(16,610)
(54,063)	UWM Holdings Corp	Goldman Sachs	(7,299)
(9,545)	UWM Holdings Corp	Morgan Stanley	(1,098)
(3,425)	Vail Resorts Inc	Barclays Bank	42,847
(7,406)	Vail Resorts Inc	Goldman Sachs	154,341
2,601	Valero Energy Corp	Barclays Bank	(9,415)
1,871	Valero Energy Corp	Goldman Sachs	(14,649)
4,402	Valero Energy Corp	HSBC	(43,955)
22,588	Valero Energy Corp	Morgan Stanley	(77,124)
(4,085)	Valhi Inc	Bank of America Merrill Lynch	3,799
(200)	Valhi Inc	Barclays Bank	190
(2,339)	Valhi Inc	Goldman Sachs	2,175

保有高	銘柄	取引相手	未実現純評価益 /(損) (米ドル)
	米国(続き)		
(579)	Valhi Inc	HSBC	(764)
(786)	Valhi Inc	Morgan Stanley	747
(109,973)	Valley National Bancorp	Bank of America Merrill Lynch	95,104
(116,336)	Valley National Bancorp	Barclays Bank	114,009
(257,717)	Valley National Bancorp	Goldman Sachs	238,268
(226,944)	Valley National Bancorp	HSBC	175,762
(110,742)	Valley National Bancorp	Morgan Stanley	108,527
6,356	Valmont Industries Inc	Barclays Bank	(81,611)
(4,100)	Valmont Industries Inc	Barclays Bank	52,644
4,057	Valmont Industries Inc	Goldman Sachs	(41,584)
(3,927)	Valmont Industries Inc	Goldman Sachs	40,252
239	Valmont Industries Inc	HSBC	(4,034)
1,614	Valmont Industries Inc	Morgan Stanley	(20,724)
72,146	Valvoline Inc	Barclays Bank	(136,356)
55,230	Valvoline Inc	Goldman Sachs	(109,908)
32,062	Valvoline Inc	HSBC	5,130
7,718	Valvoline Inc	Morgan Stanley	(14,587)
(33,202)	Vanda Pharmaceuticals Inc	Goldman Sachs	30,214
10,019	Vapotherm Inc	Bank of America Merrill Lynch	(3,206)
8,772	Vapotherm Inc	Barclays Bank	4,561
3,226	Vapotherm Inc	Goldman Sachs	(1,032)
2,911	Vapotherm Inc	HSBC	(3,784)
17,739	Varex Imaging Corp	Morgan Stanley	(12,772)
9,985	Varonis Systems Inc	Bank of America Merrill Lynch	(75,087)
52,986	Varonis Systems Inc	Barclays Bank	(109,151)
28,286	Varonis Systems Inc	Goldman Sachs	(94,156)
6,692	Varonis Systems Inc	HSBC	(72,474)
15,772	Varonis Systems Inc	Morgan Stanley	(32,490)
(17,591)	Vaxart Inc	Barclays Bank	(20,757)
(6,056)	Vaxart Inc	Goldman Sachs	(7,812)
(4,696)	Vaxart Inc	HSBC	(5,447)
(18,643)	Vaxcyte Inc	Barclays Bank	40,269
(1,778)	Vaxcyte Inc	Morgan Stanley	3,840
(78,934)	VBI Vaccines Inc	Bank of America Merrill Lynch	(1,579)
(107,240)	VBI Vaccines Inc	Barclays Bank	(18,231)
(24,635)	VBI Vaccines Inc	Goldman Sachs	(493)
(29,974)	VBI Vaccines Inc	HSBC	300
(33,378)	Vector Group Ltd	Barclays Bank	29,706
(54,884)	Vector Group Ltd	Goldman Sachs	72,447
(18,981)	Vector Group Ltd	HSBC	(24,106)
(3,572)	Vector Group Ltd	Morgan Stanley	3,179
5,007	Vectrus Inc	Bank of America Merrill Lynch	(31,144)
3,412	Vectrus Inc	Barclays Bank	(15,798)
16,884	Vectrus Inc	Goldman Sachs	(105,018)
16,487	Vectrus Inc	Morgan Stanley	(76,335)

保有高	銘柄	取引相手	未実現純評価益 /(損) (米ドル)
	米国(続き)		
(19,221)	Veeco Instruments Inc	Barclays Bank	4,997
(1,164)	Veeco Instruments Inc	HSBC	687
(11,991)	Veeco Instruments Inc	Morgan Stanley	3,118
2,631	Veeva Systems Inc 'A'	Barclays Bank	13,763
151	Veeva Systems Inc 'A'	Goldman Sachs	76
594	Veeva Systems Inc 'A'	Morgan Stanley	2,273
34,023	Velo3D Inc	HSBC	(35,514)
31,754	Velo3D Inc	Morgan Stanley	7,939
573	Velocity Financial Inc	Bank of America Merrill Lynch	(138)
13,880	Velocity Financial Inc	HSBC	(4,580)
15,185	Velocity Financial Inc	Morgan Stanley	(2,733)
(21,742)	Ventas Inc (REIT)	Barclays Bank	35,874
(3,535)	Ventas Inc (REIT)	Goldman Sachs	20,185
4,134	Ventyx Biosciences Inc	Barclays Bank	(7,276)
3,816	Ventyx Biosciences Inc	Goldman Sachs	(6,525)
1,025	Ventyx Biosciences Inc	HSBC	(963)
5,573	Ventyx Biosciences Inc	Morgan Stanley	(9,808)
(67,959)	Venus Concept Inc	Barclays Bank	2,039
(19,015)	Venus Concept Inc	Goldman Sachs	5,895
(30,542)	Vera Bradley Inc	Barclays Bank	27,488
(11,831)	Vera Bradley Inc	Goldman Sachs	11,358
(3,001)	Vera Bradley Inc	Morgan Stanley	2,701
1,232	Vera Therapeutics Inc	Bank of America Merrill Lynch	10,398
2,966	Vera Therapeutics Inc	Goldman Sachs	25,033
2,584	Vera Therapeutics Inc	Morgan Stanley	12,791
996	Veracyte Inc	Barclays Bank	1,255
1,987	Veracyte Inc	Goldman Sachs	(7,630)
657	Veracyte Inc	Morgan Stanley	521
10,074	Verastem Inc	Morgan Stanley	(2,619)
(4,076)	Vericel Corp	Barclays Bank	13,208
(7,599)	Vericel Corp	Goldman Sachs	30,491
(1,065)	Vericel Corp	HSBC	4,155
(4,769)	Vericel Corp	Morgan Stanley	16,024
14,586	Verint Systems Inc	Barclays Bank	(6,272)
41,586	Verint Systems Inc	Goldman Sachs	1,248
23,286	Verint Systems Inc	HSBC	6,054
(8,810)	VeriSign Inc	Bank of America Merrill Lynch	(49,777)
(1,729)	VeriSign Inc	Barclays Bank	(5,810)
(7,604)	VeriSign Inc	Goldman Sachs	(42,962)
(2,004)	VeriSign Inc	HSBC	(15,358)
(467)	VeriSign Inc	Morgan Stanley	(881)
2,846	Verisk Analytics Inc	Goldman Sachs	31,989
(7,000)	Veritex Holdings Inc	Barclays Bank	14,770
(24,239)	Veritex Holdings Inc	Goldman Sachs	81,443
(19,926)	Veritex Holdings Inc	HSBC	69,342

保有高	銘柄	取引相手	未実現純評価益 /(損) (米ドル)
	米国(続き)		
(41,872)	Veritex Holdings Inc	Morgan Stanley	88,350
(346)	Veritiv Corp	Barclays Bank	3,764
(1,514)	Veritiv Corp	Goldman Sachs	28,946
(855)	Veritiv Corp	HSBC	18,954
(8,804)	Veritone Inc	Barclays Bank	5,635
(4,014)	Veritone Inc	Goldman Sachs	31,670
(85,486)	Verizon Communications Inc	Barclays Bank	54,283
(106,983)	Verizon Communications Inc	Goldman Sachs	159,940
(44,356)	Verizon Communications Inc	HSBC	63,207
(19,062)	Verizon Communications Inc	Morgan Stanley	12,104
21,472	Verra Mobility Corp	Barclays Bank	(20,398)
10,534	Verra Mobility Corp	Goldman Sachs	(16,960)
5,626	Verra Mobility Corp	HSBC	(8,833)
(4,709)	Verrica Pharmaceuticals Inc	Bank of America Merrill Lynch	7,205
(3,298)	Verrica Pharmaceuticals Inc	Barclays Bank	1,682
(10,174)	Verrica Pharmaceuticals Inc	Goldman Sachs	15,566
(2,085)	Verrica Pharmaceuticals Inc	HSBC	5,838
(2,050)	Verrica Pharmaceuticals Inc	Morgan Stanley	1,046
(7,876)	Verso Corp 'A'	Morgan Stanley	14,964
15,855	Vertex Energy Inc	Barclays Bank	8,245
2,822	Vertex Energy Inc	Goldman Sachs	1,863
5,634	Vertex Energy Inc	HSBC	1,690
11,404	Vertex Energy Inc	Morgan Stanley	5,930
167	Vertex Pharmaceuticals Inc	Bank of America Merrill Lynch	857
5,116	Vertex Pharmaceuticals Inc	Barclays Bank	47,323
3,012	Vertex Pharmaceuticals Inc	Goldman Sachs	11,717
152	Vertex Pharmaceuticals Inc	HSBC	(225)
2,891	Vertex Pharmaceuticals Inc	Morgan Stanley	26,742
(145,145)	Vertiv Holdings Co	Barclays Bank	114,665
(55,809)	Vertiv Holdings Co	Goldman Sachs	62,506
(36,807)	Veru Inc	Barclays Bank	3,681
(5,510)	Veru Inc	HSBC	6,502
926	Verve Therapeutics Inc	Barclays Bank	(3,482)
1,356	Verve Therapeutics Inc	Goldman Sachs	(15,228)
1,022	Verve Therapeutics Inc	HSBC	(17,630)
(9,543)	VF Corp	Barclays Bank	26,243
(11,132)	VF Corp	Goldman Sachs	41,856
2,826	VF Corp	Goldman Sachs	(3,113)
(3,936)	VF Corp	HSBC	6,915
(5,501)	Via Renewables Inc	Bank of America Merrill Lynch	4,896
(21,138)	Via Renewables Inc	Barclays Bank	15,219
(12,457)	Via Renewables Inc	HSBC	8,222
(909)	Via Renewables Inc	Morgan Stanley	654
919	ViacomCBS Inc 'A'	Bank of America Merrill Lynch	(4,623)
550	ViacomCBS Inc 'A'	Barclays Bank	(1,188)

保有高	銘柄	取引相手	未実現純評価益 /(損) (米ドル)
	米国(続き)		
606	ViacomCBS Inc 'A'	Goldman Sachs	(3,048)
2,101	ViacomCBS Inc 'A'	HSBC	(8,866)
3,394	ViacomCBS Inc 'A'	Morgan Stanley	(7,331)
6,538	ViacomCBS Inc 'B'	Bank of America Merrill Lynch	(20,253)
12,208	ViacomCBS Inc 'B'	Barclays Bank	(23,806)
2,243	ViacomCBS Inc 'B'	HSBC	(6,302)
9,725	ViacomCBS Inc 'B'	Morgan Stanley	(18,964)
(1,107)	Viad Corp	Barclays Bank	4,472
(3,646)	Viad Corp	Goldman Sachs	8,605
(4,750)	Viad Corp	HSBC	22,562
1,454	Viant Technology Inc 'A'	Barclays Bank	(480)
12,255	Viant Technology Inc 'A'	Goldman Sachs	(35,540)
3,526	Viant Technology Inc 'A'	HSBC	(8,039)
1,895	Viant Technology Inc 'A'	Morgan Stanley	(625)
(791)	Viasat Inc	Barclays Bank	2,748
(9,041)	Viasat Inc	Goldman Sachs	77,369
(7,012)	Viasat Inc	HSBC	16,816
(8,148)	Viatris Inc	Bank of America Merrill Lynch	11,326
(8,402)	Viatris Inc	Barclays Bank	5,125
(74,553)	Viatris Inc	Goldman Sachs	103,629
(5,278)	Viatris Inc	Morgan Stanley	3,220
106,080	Viavi Solutions Inc	Barclays Bank	(51,979)
29,043	Viavi Solutions Inc	Goldman Sachs	(13,941)
5,088	Vicarious Surgical Inc	Barclays Bank	356
3,697	Vicarious Surgical Inc	Goldman Sachs	(29)
1,561	Vicarious Surgical Inc	HSBC	119
6,719	Vicarious Surgical Inc	Morgan Stanley	470
42,560	VICI Properties Inc (REIT)	Barclays Bank	(16,599)
1,503	VICI Properties Inc (REIT)	Goldman Sachs	(2,645)
25,067	VICI Properties Inc (REIT)	HSBC	(44,870)
(4,945)	Vicor Corp	Barclays Bank	24,972
(15,658)	Vicor Corp	Goldman Sachs	212,949
(1,087)	Victoria's Secret & Co	Bank of America Merrill Lynch	2,526
(3,552)	Victoria's Secret & Co	Barclays Bank	(1,466)
13,024	Victoria's Secret & Co	Goldman Sachs	38,160
(1,685)	Victoria's Secret & Co	HSBC	4,909
(848)	Victoria's Secret & Co	Morgan Stanley	1,450
(21,930)	Vidler Water Resources Inc	Goldman Sachs	9,869
(24,716)	Viemed Healthcare Inc	Barclays Bank	8,403
(18,150)	ViewRay Inc	Barclays Bank	5,445
(12,245)	ViewRay Inc	Goldman Sachs	11,021
(4,046)	ViewRay Inc	HSBC	7,606
(41,907)	Viking Therapeutics Inc	Barclays Bank	7,543
(30,455)	Village Super Market Inc 'A'	Bank of America Merrill Lynch	35,632
(28,740)	Village Super Market Inc 'A'	Barclays Bank	20,980

保有高	銘柄	取引相手	未実現純評価益 /(損) (米ドル)
	米国(続き)		
(19,625)	Village Super Market Inc 'A'	Goldman Sachs	22,961
(5,390)	Village Super Market Inc 'A'	HSBC	4,743
(8,139)	Village Super Market Inc 'A'	Morgan Stanley	5,941
(6,337)	Vimeo Inc	Barclays Bank	2,466
(3,693)	Vimeo Inc	Goldman Sachs	4,445
(16,972)	Vimeo Inc	HSBC	53,333
(2,971)	Vimeo Inc	Morgan Stanley	1,456
(11,185)	Vince Holding Corp	Barclays Bank	3,132
(13,891)	Vince Holding Corp	Morgan Stanley	3,889
8,005	Vincerx Pharma Inc	Bank of America Merrill Lynch	(15,850)
7,347	Vincerx Pharma Inc	Barclays Bank	(10,433)
1,242	Vincerx Pharma Inc	Goldman Sachs	(2,459)
1,398	Vincerx Pharma Inc	HSBC	(5,466)
12,191	Vincerx Pharma Inc	Morgan Stanley	(17,311)
21,055	Vinco Ventures Inc	Goldman Sachs	(1,482)
21,645	Vintage Wine Estates Inc	Barclays Bank	(5,844)
13,432	Vintage Wine Estates Inc	Goldman Sachs	1,927
15,086	Vintage Wine Estates Inc	HSBC	46
8,868	Vir Biotechnology Inc	Barclays Bank	158,649
4,071	Vir Biotechnology Inc	Goldman Sachs	65,384
8,080	Vir Biotechnology Inc	HSBC	136,325
2,624	Vir Biotechnology Inc	Morgan Stanley	46,943
2,668	Viracta Therapeutics Inc	Barclays Bank	(1,147)
300	Viracta Therapeutics Inc	Goldman Sachs	(306)
1,190	Viridian Therapeutics Inc	Goldman Sachs	(1,226)
(159,679)	VirnetX Holding Corp	Goldman Sachs	188,421
(7,467)	Virtu Financial Inc 'A'	Bank of America Merrill Lynch	1,824
(25,247)	Virtu Financial Inc 'A'	Barclays Bank	3,092
(10,072)	Virtu Financial Inc 'A'	Goldman Sachs	5,179
(26,600)	Virtu Financial Inc 'A'	HSBC	5,071
1,007	Virtus Investment Partners Inc	Barclays Bank	(13,917)
296	Virtus Investment Partners Inc	Goldman Sachs	(9,138)
2,386	Virtus Investment Partners Inc	Morgan Stanley	(32,975)
15,626	Visa Inc 'A'	Barclays Bank	5,732
10,819	Visa Inc 'A'	Goldman Sachs	(100,124)
27,094	Visa Inc 'A'	Morgan Stanley	8,188
17,754	Vishay Intertechnology Inc	Bank of America Merrill Lynch	(4,794)
1,098	Vishay Intertechnology Inc	Barclays Bank	(162)
47,303	Vishay Intertechnology Inc	Goldman Sachs	(12,772)
5,085	Vishay Precision Group Inc	Barclays Bank	(7,729)
2,846	Vishay Precision Group Inc	Goldman Sachs	(9,221)
(25,256)	VistaGen Therapeutics Inc	Bank of America Merrill Lynch	6,819
(80,551)	VistaGen Therapeutics Inc	Barclays Bank	7,250
(19,547)	VistaGen Therapeutics Inc	HSBC	8,992
(4,509)	Visteon Corp	Barclays Bank	55,280

保有高	銘柄	取引相手	未実現純評価益 /(損) (米ドル)
	米国(続き)		
(3,077)	Visteon Corp	Goldman Sachs	51,548
(5,814)	Visteon Corp	HSBC	84,683
(3,882)	Vistra Corp	Bank of America Merrill Lynch	621
(61,883)	Vistra Corp	Barclays Bank	(1,238)
(17,452)	Vistra Corp	Goldman Sachs	2,792
(82,837)	Vistra Corp	Morgan Stanley	(1,657)
41,164	Vita Coco Co Inc	Barclays Bank	(30,873)
17,443	Vita Coco Co Inc	HSBC	(21,706)
22,786	Vita Coco Co Inc	Morgan Stanley	(17,090)
32,067	Vital Farms Inc	Barclays Bank	(80,168)
6,515	Vital Farms Inc	Goldman Sachs	(15,115)
13,677	Vital Farms Inc	HSBC	7,933
3,523	Vital Farms Inc	Morgan Stanley	(8,808)
2,091	Vivid Seats Inc 'A'	Barclays Bank	89
2,353	Vivid Seats Inc 'A'	Goldman Sachs	(444)
2,859	Vivid Seats Inc 'A'	HSBC	444
(13,290)	Vivint Smart Home Inc	Barclays Bank	5,624
(2,063)	Vivint Smart Home Inc	Goldman Sachs	433
6,749	VMware Inc 'A'	Barclays Bank	5,534
893	VMware Inc 'A'	Goldman Sachs	(2,359)
8,031	VMware Inc 'A'	HSBC	(53,168)
4,362	Vocera Communications Inc	Barclays Bank	654
11,345	Vocera Communications Inc	Goldman Sachs	17,244
3,681	Vocera Communications Inc	HSBC	(1,215)
7,111	Vocera Communications Inc	Morgan Stanley	1,067
14,894	Vontier Corp	Bank of America Merrill Lynch	(22,788)
(1,147)	Vontier Corp	Goldman Sachs	361
(6,509)	Vontier Corp	HSBC	4,472
4,430	Vontier Corp	Morgan Stanley	(7,620)
(37,248)	Vornado Realty Trust (REIT)	Barclays Bank	131,113
(8,218)	Vornado Realty Trust (REIT)	Goldman Sachs	46,719
(84,866)	Vornado Realty Trust (REIT)	HSBC	428,573
(7,386)	Vornado Realty Trust (REIT)	Morgan Stanley	25,999
(14,575)	VOXX International Corp	Barclays Bank	14,138
(2,326)	VOXX International Corp	HSBC	4,419
16,802	Voya Financial Inc	Bank of America Merrill Lynch	(67,488)
36,808	Voya Financial Inc	Barclays Bank	(188,825)
45,008	Voya Financial Inc	Goldman Sachs	(202,893)
52,818	Voya Financial Inc	HSBC	(218,439)
28,002	Voya Financial Inc	Morgan Stanley	(143,650)
(17,367)	Voyager Therapeutics Inc	Bank of America Merrill Lynch	6,947
(16,684)	Voyager Therapeutics Inc	Barclays Bank	501
(15,333)	Voyager Therapeutics Inc	Goldman Sachs	6,133
(8,137)	Voyager Therapeutics Inc	HSBC	5,126
(5,325)	Voyager Therapeutics Inc	Morgan Stanley	160

保有高	銘柄	取引相手	未実現純評価益 /(損) (米ドル)
	米国(続き)		
2,694	Vroom Inc	Bank of America Merrill Lynch	(14,494)
2,559	Vroom Inc	Barclays Bank	(5,118)
1,452	Vroom Inc	Goldman Sachs	(7,812)
10,052	Vroom Inc	HSBC	(46,420)
(3,488)	VSE Corp	Bank of America Merrill Lynch	26,823
(11,709)	VSE Corp	Barclays Bank	62,760
(5,985)	VSE Corp	Goldman Sachs	46,025
(515)	VSE Corp	HSBC	2,585
(3,626)	VSE Corp	Morgan Stanley	19,435
5,391	Vulcan Materials Co	Bank of America Merrill Lynch	(32,023)
27,181	Vulcan Materials Co	Barclays Bank	(58,711)
6,528	Vulcan Materials Co	Goldman Sachs	(38,776)
11,351	Vulcan Materials Co	HSBC	(110,786)
23,960	Vulcan Materials Co	Morgan Stanley	(51,754)
(13,474)	Vuzix Corp	Barclays Bank	13,743
(3,336)	Vuzix Corp	Goldman Sachs	11,743
(1,699)	Vuzix Corp	Morgan Stanley	1,733
(8,953)	VYNE Therapeutics Inc	Barclays Bank	358
(49,252)	VYNE Therapeutics Inc	Goldman Sachs	13,298
5,112	W R Berkley Corp	Bank of America Merrill Lynch	(14,416)
8,359	W R Berkley Corp	Barclays Bank	(31,408)
39,884	W R Berkley Corp	Goldman Sachs	(113,573)
10,620	W R Berkley Corp	HSBC	(36,033)
6,402	W R Berkley Corp	Morgan Stanley	(28,745)
105,599	W&T Offshore Inc	Barclays Bank	(5,280)
198,070	W&T Offshore Inc	Goldman Sachs	(104,977)
166,056	W&T Offshore Inc	Morgan Stanley	(8,303)
9,348	Wabash National Corp	Goldman Sachs	(14,583)
(26,281)	Waitr Holdings Inc	Goldman Sachs	8,936
8,534	Walgreens Boots Alliance Inc	Bank of America Merrill Lynch	(14,417)
1,891	Walgreens Boots Alliance Inc	Goldman Sachs	(5,642)
6,180	Walgreens Boots Alliance Inc	HSBC	(10,558)
2,732	Walgreens Boots Alliance Inc	Morgan Stanley	(3,852)
3,684	Walker & Dunlop Inc	Goldman Sachs	(25,683)
1,075	Walker & Dunlop Inc	HSBC	(8,711)
576	Walker & Dunlop Inc	Morgan Stanley	(7,125)
(7,660)	Walmart Inc	Barclays Bank	9,818
7,026	Walt Disney Co	Barclays Bank	(52,484)
6,109	Walt Disney Co	HSBC	(184,370)
(5,526)	Warby Parker Inc 'A'	Bank of America Merrill Lynch	24,618
(4,245)	Warby Parker Inc 'A'	Barclays Bank	12,353
(14,455)	Warby Parker Inc 'A'	Morgan Stanley	42,064
(3,435)	Warner Music Group Corp 'A'	Bank of America Merrill Lynch	8,828
(2,691)	Warner Music Group Corp 'A'	Barclays Bank	161
(2,527)	Warner Music Group Corp 'A'	Goldman Sachs	638

保有高	銘柄	取引相手	未実現純評価益 /(損) (米ドル)
	米国(続き)		
(2,460)	Warner Music Group Corp 'A'	HSBC	4,520
(1,440)	Warner Music Group Corp 'A'	Morgan Stanley	86
(23,565)	Warrior Met Coal Inc	Barclays Bank	4,949
(9,222)	Warrior Met Coal Inc	Morgan Stanley	1,937
(9,076)	Washington Federal Inc	Barclays Bank	24,324
(12,799)	Washington Federal Inc	Goldman Sachs	40,701
(2,022)	Washington Federal Inc	HSBC	7,037
(3,800)	Washington Real Estate Investment Trust (REIT)	Barclays Bank	1,140
(99,118)	Washington Real Estate Investment Trust (REIT)	Goldman Sachs	56,652
(22,173)	Washington Real Estate Investment Trust (REIT)	HSBC	8,297
11,653	Washington Trust Bancorp Inc	Barclays Bank	(39,504)
26,298	Washington Trust Bancorp Inc	Morgan Stanley	(89,150)
4,158	Waste Connections Inc	Bank of America Merrill Lynch	3,451
53,431	Waste Connections Inc	Barclays Bank	(5,343)
2,593	Waste Connections Inc	Goldman Sachs	2,152
17,902	Waste Connections Inc	HSBC	35,804
9,390	Waste Connections Inc	Morgan Stanley	(939)
(9,161)	Waste Management Inc	Goldman Sachs	(19,604)
(5,222)	Waste Management Inc	HSBC	(26,580)
(8,882)	Waste Management Inc	Morgan Stanley	(18,830)
1,086	Waters Corp	Barclays Bank	(6,462)
203	Waters Corp	HSBC	(1,910)
(2,373)	Waterstone Financial Inc	Barclays Bank	2,302
(4,057)	Waterstone Financial Inc	Goldman Sachs	5,315
(2,146)	Waterstone Financial Inc	Morgan Stanley	2,082
1,341	Watsco Inc	Bank of America Merrill Lynch	(3,875)
650	Watsco Inc	Barclays Bank	(5,519)
3,895	Watsco Inc	Goldman Sachs	(14,860)
1,439	Watsco Inc	HSBC	(5,782)
8,203	Watts Water Technologies Inc 'A'	Barclays Bank	(87,854)
7,934	Watts Water Technologies Inc 'A'	Goldman Sachs	(80,530)
1,481	Watts Water Technologies Inc 'A'	HSBC	(22,570)
10,248	Watts Water Technologies Inc 'A'	Morgan Stanley	(109,756)
(12,530)	WaVe Life Sciences Ltd	Barclays Bank	-
(3,055)	WaVe Life Sciences Ltd	Goldman Sachs	1,589
(2,953)	WaVe Life Sciences Ltd	Morgan Stanley	-
(3,484)	Wayfair Inc 'A'	Barclays Bank	(13,031)
1,028	Wayfair Inc 'A'	HSBC	20,313
(167)	Wayfair Inc 'A'	Morgan Stanley	(907)
(605)	WD-40 Co	Bank of America Merrill Lynch	2,063
(4,969)	WD-40 Co	Barclays Bank	15,105
(2,551)	WD-40 Co	Goldman Sachs	8,699
(3,011)	WD-40 Co	HSBC	7,739

保有高	銘柄	取引相手	未実現純評価益 /(損) (米ドル)
	米国(続き)		
(5,697)	WD-40 Co	Morgan Stanley	17,319
(12,920)	Webster Financial Corp	Barclays Bank	45,091
(19,623)	Webster Financial Corp	Goldman Sachs	80,364
(14,714)	Webster Financial Corp	HSBC	60,277
(2,396)	Webster Financial Corp	Morgan Stanley	10,229
(5,220)	WEC Energy Group Inc	Bank of America Merrill Lynch	4,594
(50,002)	WEC Energy Group Inc	Barclays Bank	92,504
7,240	WEC Energy Group Inc	Barclays Bank	(6,738)
(1,895)	WEC Energy Group Inc	Goldman Sachs	1,668
2,733	WEC Energy Group Inc	Goldman Sachs	823
(8,952)	WEC Energy Group Inc	HSBC	(6,445)
(36,028)	WEC Energy Group Inc	Morgan Stanley	66,652
(1,841)	Weis Markets Inc	Bank of America Merrill Lynch	3,479
(5,015)	Weis Markets Inc	Barclays Bank	14,343
(7,434)	Weis Markets Inc	Goldman Sachs	13,378
(3,360)	Weis Markets Inc	HSBC	(2,523)
(10,603)	Wells Fargo & Co	Bank of America Merrill Lynch	12,234
(19,579)	Wells Fargo & Co	Barclays Bank	40,137
(15,213)	Wells Fargo & Co	Goldman Sachs	43,119
(8,094)	Wells Fargo & Co	HSBC	22,805
(11,890)	Wells Fargo & Co	Morgan Stanley	24,374
(6,211)	Welltower Inc (REIT)	Barclays Bank	25,077
(25,839)	Welltower Inc (REIT)	Goldman Sachs	70,406
(7,500)	Welltower Inc (REIT)	HSBC	29,076
6,020	Wendy 's Co	Bank of America Merrill Lynch	(5,418)
158,220	Wendy 's Co	Barclays Bank	(132,905)
11,054	Wendy 's Co	Goldman Sachs	(9,948)
67,614	Wendy 's Co	HSBC	(105,295)
5,685	Wendy 's Co	Morgan Stanley	(4,775)
48,185	Werner Enterprises Inc	Barclays Bank	(52,522)
17,382	Werner Enterprises Inc	Goldman Sachs	(33,547)
24,740	Werner Enterprises Inc	Morgan Stanley	(26,967)
23,084	WesBanco Inc	Barclays Bank	(72,253)
56,591	WesBanco Inc	Goldman Sachs	(195,239)
22,815	WesBanco Inc	HSBC	(80,993)
19,786	WesBanco Inc	Morgan Stanley	(61,930)
(3,577)	WESCO International Inc	Bank of America Merrill Lynch	32,050
(4,315)	WESCO International Inc	Barclays Bank	37,409
5,259	WESCO International Inc	Barclays Bank	(45,596)
(4,388)	WESCO International Inc	Goldman Sachs	36,800
1,740	WESCO International Inc	Goldman Sachs	(15,590)
(2,761)	WESCO International Inc	HSBC	21,897
1,462	WESCO International Inc	HSBC	(11,111)
441	WESCO International Inc	Morgan Stanley	(3,823)
(7,108)	West BanCorp Inc	Bank of America Merrill Lynch	23,030

保有高	銘柄	取引相手	未実現純評価益 /(損) (米ドル)
	米国(続き)		
(7,496)	West BanCorp Inc	Barclays Bank	19,565
(5,455)	West BanCorp Inc	Goldman Sachs	17,674
(1,564)	West BanCorp Inc	Morgan Stanley	4,082
(1,856)	West Pharmaceutical Services Inc	Barclays Bank	(25,037)
981	West Pharmaceutical Services Inc	Goldman Sachs	28,165
289	West Pharmaceutical Services Inc	HSBC	10,834
(150)	West Pharmaceutical Services Inc	Morgan Stanley	(2,024)
(19,767)	Westamerica BanCorp	Barclays Bank	84,405
(31,121)	Westamerica BanCorp	Goldman Sachs	110,480
(6,414)	Westamerica BanCorp	HSBC	21,102
(8,976)	Westamerica BanCorp	Morgan Stanley	38,328
3,014	Western Alliance Bancorp	Bank of America Merrill Lynch	(20,251)
8,200	Western Alliance Bancorp	Barclays Bank	(46,904)
6,794	Western Alliance Bancorp	Goldman Sachs	(50,683)
16,494	Western Alliance Bancorp	HSBC	(115,082)
3,961	Western Alliance Bancorp	Morgan Stanley	(18,144)
(19,391)	Western Asset Mortgage Capital Corp (REIT)	Bank of America Merrill Lynch	3,200
(24,823)	Western Asset Mortgage Capital Corp (REIT)	Goldman Sachs	4,096
2,235	Western Digital Corp	Barclays Bank	3,129
7,834	Western Digital Corp	Goldman Sachs	(3,854)
1,136	Western Digital Corp	Morgan Stanley	1,590
(28,935)	Western New England Bancorp Inc	Bank of America Merrill Lynch	12,442
(5,658)	Western New England Bancorp Inc	Barclays Bank	2,942
(3,080)	Western New England Bancorp Inc	Goldman Sachs	1,324
15,653	Western Union Co	Bank of America Merrill Lynch	(21,120)
24,897	Western Union Co	Barclays Bank	(23,901)
18,324	Western Union Co	Goldman Sachs	(2,730)
10,605	Western Union Co	HSBC	(8,797)
29,226	Western Union Co	Morgan Stanley	(26,435)
(5,802)	Westinghouse Air Brake Technologies Corp	Bank of America Merrill Lynch	26,283
(33,789)	Westinghouse Air Brake Technologies Corp	Barclays Bank	153,402
(20,092)	Westinghouse Air Brake Technologies Corp	Goldman Sachs	91,017
(12,162)	Westinghouse Air Brake Technologies Corp	HSBC	66,142
(40,746)	Westinghouse Air Brake Technologies Corp	Morgan Stanley	184,986
4,910	Westlake Chemical Corp	Bank of America Merrill Lynch	(31,811)
(3,771)	Westlake Chemical Corp	Barclays Bank	7,504
8,647	Westlake Chemical Corp	Barclays Bank	(17,208)
8,780	Westlake Chemical Corp	Goldman Sachs	(45,340)
(6,457)	Westlake Chemical Corp	HSBC	26,086
5,904	Westlake Chemical Corp	HSBC	(24,949)
64,846	Westrock Co	Barclays Bank	(204,264)
48,303	Westrock Co	Goldman Sachs	(199,974)
38,029	Westrock Co	HSBC	(151,341)
3,716	Westrock Co	Morgan Stanley	(11,705)
2,987	Westwood Holdings Group Inc	Goldman Sachs	(5,586)

保有高	銘柄	取引相手	未実現純評価益 /(損) (米ドル)
	米国(続き)		
(5,275)	WeWork Inc 'A'	Barclays Bank	777
(2,070)	WEX Inc	Barclays Bank	7,452
(3,702)	WEX Inc	Goldman Sachs	73,077
(5,172)	WEX Inc	HSBC	137,937
(2,106)	WEX Inc	Morgan Stanley	7,582
(3,097)	Weyco Group Inc	Bank of America Merrill Lynch	(2,261)
(5,501)	Weyco Group Inc	Barclays Bank	165
(9,164)	Weyco Group Inc	Goldman Sachs	(6,690)
(2,718)	Weyerhaeuser Co (REIT)	Bank of America Merrill Lynch	(3,778)
(70,527)	Weyerhaeuser Co (REIT)	Barclays Bank	3,526
(105,193)	Weyerhaeuser Co (REIT)	Goldman Sachs	(143,289)
(19,422)	Weyerhaeuser Co (REIT)	HSBC	(22,531)
(67,456)	Weyerhaeuser Co (REIT)	Morgan Stanley	3,373
(1,761)	Whirlpool Corp	Bank of America Merrill Lynch	24,894
11,063	Whirlpool Corp	Barclays Bank	(116,383)
(6,364)	Whirlpool Corp	Barclays Bank	66,949
10,511	Whirlpool Corp	Goldman Sachs	(151,148)
(1,513)	Whirlpool Corp	Goldman Sachs	21,757
5,405	Whirlpool Corp	HSBC	8,108
1,663	Whirlpool Corp	Morgan Stanley	(17,495)
(117)	White Mountains Insurance Group Ltd	Bank of America Merrill Lynch	8,017
(461)	White Mountains Insurance Group Ltd	Barclays Bank	9,068
(650)	White Mountains Insurance Group Ltd	Goldman Sachs	38,170
(302)	White Mountains Insurance Group Ltd	HSBC	24,903
(601)	White Mountains Insurance Group Ltd	Morgan Stanley	11,822
76,389	Whitestone REIT (REIT)	Barclays Bank	(29,028)
58,462	Whitestone REIT (REIT)	Goldman Sachs	(38,000)
(2,829)	Whiting Petroleum Corp	Barclays Bank	3,197
(7,410)	Whiting Petroleum Corp	Goldman Sachs	34,679
(552)	Whiting Petroleum Corp	HSBC	2,445
5,230	Whole Earth Brands Inc	Bank of America Merrill Lynch	(9,466)
37,106	Whole Earth Brands Inc	Morgan Stanley	(60,112)
(6,150)	WideOpenWest Inc	Barclays Bank	1,661
(7,329)	WideOpenWest Inc	Goldman Sachs	6,532
(2,693)	WideOpenWest Inc	HSBC	592
(1,821)	WideOpenWest Inc	Morgan Stanley	492
(7,620)	Willdan Group Inc	Barclays Bank	6,934
(506)	Willdan Group Inc	HSBC	526
(14,989)	Willdan Group Inc	Morgan Stanley	13,640
2,769	Williams Cos Inc	Bank of America Merrill Lynch	(2,963)
46,837	Williams Cos Inc	Barclays Bank	(2,810)
25,381	Williams Cos Inc	Goldman Sachs	(27,158)
27,764	Williams Cos Inc	HSBC	(26,098)
9,146	Williams Cos Inc	Morgan Stanley	(549)
(2,087)	Williams-Sonoma Inc	Barclays Bank	27,147

保有高	銘柄	取引相手	未実現純評価益 /(損) (米ドル)
	米国(続き)		
(2,408)	Williams-Sonoma Inc	Goldman Sachs	20,703
1,483	Williams-Sonoma Inc	HSBC	(30)
(403)	Williams-Sonoma Inc	HSBC	5,952
415	Willis Lease Finance Corp	Morgan Stanley	(1,378)
9,532	Willis Towers Watson Plc	Barclays Bank	(39,940)
3,085	Willis Towers Watson Plc	Goldman Sachs	(339)
4,924	Willis Towers Watson Plc	HSBC	(16,988)
462	Willis Towers Watson Plc	Morgan Stanley	(1,936)
(28,920)	WillScot Mobile Mini Holdings Corp	Barclays Bank	8,920
5,535	WillScot Mobile Mini Holdings Corp	Barclays Bank	(941)
(8,116)	WillScot Mobile Mini Holdings Corp	Goldman Sachs	362
3,946	WillScot Mobile Mini Holdings Corp	Goldman Sachs	39
(22,293)	WillScot Mobile Mini Holdings Corp	HSBC	1,481
1,829	WillScot Mobile Mini Holdings Corp	HSBC	(883)
7,256	Wingstop Inc	Barclays Bank	(51,953)
6,120	Wingstop Inc	Goldman Sachs	(19,646)
3,975	Wingstop Inc	HSBC	(25,281)
314	Wingstop Inc	Morgan Stanley	(2,248)
(1,907)	Winmark Corp	Bank of America Merrill Lynch	10,469
(4,226)	Winmark Corp	Barclays Bank	13,565
(1,863)	Winmark Corp	Goldman Sachs	10,228
(1,285)	Winmark Corp	HSBC	(5,654)
(376)	Winmark Corp	Morgan Stanley	1,207
(2,165)	Winnebago Industries Inc	Barclays Bank	5,304
(641)	Wintrust Financial Corp	Bank of America Merrill Lynch	2,094
9,174	Wintrust Financial Corp	Goldman Sachs	(35,320)
(385)	Wintrust Financial Corp	Goldman Sachs	1,467
8,585	Wintrust Financial Corp	HSBC	(27,987)
(804)	Wintrust Financial Corp	Morgan Stanley	6,044
67,299	WisdomTree Investments Inc	HSBC	(40,379)
1,477	WisdomTree Investments Inc	Morgan Stanley	(532)
1,415	Wix.com Ltd	Bank of America Merrill Lynch	(11,730)
352	Wix.com Ltd	Barclays Bank	70
2,156	Wix.com Ltd	Goldman Sachs	(60,111)
1,610	Wix.com Ltd	HSBC	(1,440)
277	Wix.com Ltd	Morgan Stanley	55
(571)	Wolfspeed Inc	Bank of America Merrill Lynch	7,155
(6,294)	Wolfspeed Inc	Barclays Bank	11,140
(11,781)	Wolfspeed Inc	Goldman Sachs	147,616
(1,183)	Wolfspeed Inc	HSBC	(1,959)
(39,726)	Wolverine World Wide Inc	Barclays Bank	142,219
(978)	Wolverine World Wide Inc	Goldman Sachs	3,325
(1,496)	Wolverine World Wide Inc	HSBC	4,593
(6,342)	Woodward Inc	Barclays Bank	54,686
(6,660)	Woodward Inc	Goldman Sachs	62,096

保有高	銘柄	取引相手	未実現純評価益 /(損) (米ドル)
	米国(続き)		
(5,529)	Woodward Inc	HSBC	53,772
2,798	Workday Inc 'A'	Bank of America Merrill Lynch	(37,745)
3,056	Workday Inc 'A'	Barclays Bank	22,492
5,507	Workday Inc 'A'	Goldman Sachs	(74,289)
5,431	Workday Inc 'A'	HSBC	(57,677)
11,557	Workday Inc 'A'	Morgan Stanley	85,059
(7,776)	Workhorse Group Inc	Bank of America Merrill Lynch	9,564
(18,832)	Workhorse Group Inc	Barclays Bank	3,013
(17,566)	Workhorse Group Inc	HSBC	2,992
1,160	Workiva Inc	Bank of America Merrill Lynch	2,225
20,505	Workiva Inc	Barclays Bank	52,695
6,485	Workiva Inc	Goldman Sachs	(90,923)
1,958	Workiva Inc	HSBC	(28,756)
696	Workiva Inc	Morgan Stanley	1,789
(4,538)	World Acceptance Corp	Barclays Bank	58,359
5,532	World Fuel Services Corp	Barclays Bank	(5,275)
2,969	World Fuel Services Corp	Goldman Sachs	(10,570)
2,176	World Fuel Services Corp	HSBC	(3,079)
1,672	World Wrestling Entertainment Inc 'A'	Barclays Bank	(1,522)
(451)	World Wrestling Entertainment Inc 'A'	Goldman Sachs	396
1,008	World Wrestling Entertainment Inc 'A'	Goldman Sachs	(5,907)
(410)	World Wrestling Entertainment Inc 'A'	HSBC	3,583
597	World Wrestling Entertainment Inc 'A'	HSBC	(5,218)
1,912	World Wrestling Entertainment Inc 'A'	Morgan Stanley	(1,740)
1,928	Worthington Industries Inc	Barclays Bank	(10,737)
20,003	Worthington Industries Inc	Goldman Sachs	(152,472)
2,875	Worthington Industries Inc	HSBC	(14,005)
1,464	Worthington Industries Inc	Morgan Stanley	(9,692)
(786)	Wound Management Technologies Inc	Bank of America Merrill Lynch	3,969
(859)	Wound Management Technologies Inc	Barclays Bank	3,350
5,064	WP Carey Inc (REIT)	Bank of America Merrill Lynch	(1,874)
3,622	WP Carey Inc (REIT)	Barclays Bank	2,391
1,384	WP Carey Inc (REIT)	Goldman Sachs	(512)
3,860	WP Carey Inc (REIT)	Morgan Stanley	2,548
548	WW Grainger Inc	Bank of America Merrill Lynch	2,011
423	WW Grainger Inc	Barclays Bank	(1,971)
4,347	WW Grainger Inc	Goldman Sachs	15,953
3,335	WW Grainger Inc	HSBC	43,855
1,142	WW Grainger Inc	Morgan Stanley	(5,322)
7,652	WW International Inc	Barclays Bank	(15,534)
3,398	WW International Inc	Goldman Sachs	(17,364)
2,126	WW International Inc	HSBC	(3,416)
(9,116)	Wyndham Hotels & Resorts Inc	Barclays Bank	61,816
21,306	Wyndham Hotels & Resorts Inc	Goldman Sachs	(136,145)
(1,853)	Wyndham Hotels & Resorts Inc	Goldman Sachs	11,841

保有高	銘柄	取引相手	未実現純評価益 /(損) (米ドル)
	米国(続き)		
(3,099)	Wyndham Hotels & Resorts Inc	HSBC	18,439
9,414	Wyndham Hotels & Resorts Inc	Morgan Stanley	(65,710)
(11)	Wyndham Hotels & Resorts Inc	Morgan Stanley	77
17,509	Wynn Resorts Ltd	Barclays Bank	(217,287)
8,678	Wynn Resorts Ltd	Goldman Sachs	(139,889)
8,655	Wynn Resorts Ltd	HSBC	(111,823)
1,053	Wynn Resorts Ltd	Morgan Stanley	(13,068)
11,083	X4 Pharmaceuticals Inc	Bank of America Merrill Lynch	(4,655)
7,804	X4 Pharmaceuticals Inc	Barclays Bank	(1,327)
9,905	X4 Pharmaceuticals Inc	Goldman Sachs	(4,160)
3,686	X4 Pharmaceuticals Inc	HSBC	(2,138)
6,224	X4 Pharmaceuticals Inc	Morgan Stanley	(1,058)
(21,459)	XBiotech Inc	Barclays Bank	12,017
(1,759)	XBiotech Inc	HSBC	6,253
(1,356)	Xcel Energy Inc	Barclays Bank	1,654
592	Xcel Energy Inc	Barclays Bank	(722)
(19,527)	Xcel Energy Inc	Goldman Sachs	(15,231)
2,903	Xcel Energy Inc	Goldman Sachs	(1,662)
(5,230)	Xcel Energy Inc	HSBC	(12,291)
15,101	Xcel Energy Inc	HSBC	(6,313)
9,284	Xcel Energy Inc	Morgan Stanley	(5,930)
(3,581)	Xencor Inc	Bank of America Merrill Lynch	6,088
(7,043)	Xencor Inc	Barclays Bank	10,846
(499)	Xencor Inc	Goldman Sachs	848
(7,286)	Xencor Inc	Morgan Stanley	11,220
(17,900)	Xenia Hotels & Resorts Inc (REIT)	Barclays Bank	16,468
(86,277)	Xenia Hotels & Resorts Inc (REIT)	Goldman Sachs	205,339
(1,415)	Xenia Hotels & Resorts Inc (REIT)	HSBC	2,703
21,788	Xeris Biopharma Holdings Inc	Barclays Bank	(1,525)
4,938	Xeris Biopharma Holdings Inc	Goldman Sachs	(1,926)
15,069	Xeris Biopharma Holdings Inc	HSBC	904
20,681	Xeris Biopharma Holdings Inc	Morgan Stanley	(1,448)
(37,429)	Xerox Holdings Corp	Barclays Bank	48,071
(5,771)	Xerox Holdings Corp	HSBC	7,546
1,814	Xerox Holdings Corp	Morgan Stanley	(2,141)
(6,281)	XL Fleet Corp	Goldman Sachs	4,648
(20,536)	XOMA Corp	Barclays Bank	13,759
(2,931)	XOMA Corp	Morgan Stanley	1,964
(423)	Xometry Inc 'A'	HSBC	(1,633)
40,103	Xos Inc	Barclays Bank	-
67,678	Xos Inc	Goldman Sachs	(25,718)
16,521	Xos Inc	HSBC	(15,034)
18,621	Xos Inc	Morgan Stanley	-
1,732	XPEL Inc	Barclays Bank	(8,192)
(2,340)	Xperi Holding Corp	Bank of America Merrill Lynch	3,814

保有高	銘柄	取引相手	未実現純評価益 /(損) (米ドル)
	米国(続き)		
(29,298)	Xperi Holding Corp	Barclays Bank	33,400
(10,692)	Xperi Holding Corp	Goldman Sachs	17,015
(19,830)	Xperi Holding Corp	HSBC	23,992
(17,997)	Xperi Holding Corp	Morgan Stanley	20,517
12,816	XPO Logistics Inc	Goldman Sachs	(53,315)
20,716	XPO Logistics Inc	HSBC	(108,759)
12,922	Xponential Fitness Inc 'A'	Barclays Bank	(26,361)
7,978	Xponential Fitness Inc 'A'	Goldman Sachs	(26,726)
(7,290)	Xylem Inc	Bank of America Merrill Lynch	44,104
(11,323)	Xylem Inc	Barclays Bank	38,550
(7,973)	Xylem Inc	Goldman Sachs	48,728
(5,525)	Xylem Inc	HSBC	49,019
(1,335)	Xylem Inc	Morgan Stanley	5,594
(502)	Yandex NV 'A'	Barclays Bank	(438)
(39,974)	Yellow Corp	Barclays Bank	21,586
(6,689)	Yellow Corp	Goldman Sachs	(3,612)
4,150	Yelp Inc	Barclays Bank	(3,445)
14,318	Yelp Inc	Goldman Sachs	(42,238)
5,539	Yelp Inc	Morgan Stanley	(4,597)
660	YETI Holdings Inc	Bank of America Merrill Lynch	(5,663)
3,331	YETI Holdings Inc	Barclays Bank	(21,052)
1,509	YETI Holdings Inc	Goldman Sachs	(12,947)
6,903	YETI Holdings Inc	HSBC	(78,832)
1,107	YETI Holdings Inc	Morgan Stanley	(6,996)
43,217	Yext Inc	Barclays Bank	(19,015)
(11,165)	Y-mAbs Therapeutics Inc	Barclays Bank	3,908
(5,292)	Y-mAbs Therapeutics Inc	Goldman Sachs	26,301
(743)	Y-mAbs Therapeutics Inc	HSBC	3,990
(1,086)	York Water Co	Bank of America Merrill Lynch	2,802
(25,763)	York Water Co	Barclays Bank	49,207
(13,843)	York Water Co	Goldman Sachs	35,715
(3,117)	York Water Co	Morgan Stanley	5,953
(10,226)	Yum China Holdings Inc	Barclays Bank	26,894
(16,253)	Yum China Holdings Inc	Morgan Stanley	42,745
(14,869)	Yum! Brands Inc	Barclays Bank	28,400
(5,902)	Yum! Brands Inc	Goldman Sachs	11,981
5,260	Yumanity Therapeutics Inc	Bank of America Merrill Lynch	(5,418)
2,721	Yumanity Therapeutics Inc	Barclays Bank	(272)
1,556	Yumanity Therapeutics Inc	Goldman Sachs	(1,603)
(25,209)	ZAGG Inc*	Bank of America Merrill Lynch	(2,244)
(18,879)	ZAGG Inc*	Goldman Sachs	-
(10,414)	ZAGG Inc*	HSBC	(937)
320	Zebra Technologies Corp 'A'	Bank of America Merrill Lynch	5,520
971	Zebra Technologies Corp 'A'	Barclays Bank	4,894
1,561	Zebra Technologies Corp 'A'	Goldman Sachs	26,927

保有高	銘柄	取引相手	未実現純評価益 /(損) (米ドル)
	米国(続き)		
30	Zebra Technologies Corp 'A'	HSBC	336
5,587	Zendesk Inc	Barclays Bank	7,431
2,602	Zendesk Inc	Goldman Sachs	(18,760)
9,932	Zendesk Inc	Morgan Stanley	14,126
(1,419)	Zentalis Pharmaceuticals LLC	Barclays Bank	(3,604)
(985)	Zentalis Pharmaceuticals LLC	Goldman Sachs	10
(1,516)	Zentalis Pharmaceuticals LLC	HSBC	3,108
(1,269)	Zentalis Pharmaceuticals LLC	Morgan Stanley	(3,223)
4,443	Zevia PBC 'A'	Barclays Bank	(1,822)
5,210	Zevia PBC 'A'	Goldman Sachs	(9,430)
8,919	Zevia PBC 'A'	HSBC	(42,098)
1,867	Zevia PBC 'A'	Morgan Stanley	(765)
(16,125)	Ziff Davis Inc	Barclays Bank	51,923
(12,053)	Ziff Davis Inc	Goldman Sachs	160,007
(18,887)	Ziff Davis Inc	HSBC	334,438
(1,838)	Zillow Group Inc 'C'	Barclays Bank	3,074
(3,501)	Zillow Group Inc 'C'	Goldman Sachs	(3,126)
(11,931)	Zillow Group Inc 'C'	HSBC	142,935
(8,532)	Zimmer Biomet Holdings Inc	Bank of America Merrill Lynch	74,484
(17,977)	Zimmer Biomet Holdings Inc	Barclays Bank	140,580
1,262	Zimmer Biomet Holdings Inc	Barclays Bank	(9,869)
(277)	Zimmer Biomet Holdings Inc	Goldman Sachs	2,418
(1,061)	Zimmer Biomet Holdings Inc	HSBC	14,792
(891)	Zimmer Biomet Holdings Inc	Morgan Stanley	6,968
8,421	Zions Bancorp NA	Barclays Bank	(21,137)
803	Zions Bancorp NA	HSBC	(390)
32,017	Zions Bancorp NA	Morgan Stanley	(80,363)
(216,181)	ZIOPHARM Oncology Inc	Barclays Bank	8,647
(45,224)	Zix Corp	Barclays Bank	(490)
(25,966)	Zix Corp	Goldman Sachs	(404)
(28,091)	Zix Corp	HSBC	357
(40,433)	Zix Corp	Morgan Stanley	(607)
2,873	Zoetis Inc	Barclays Bank	(3,448)
28,845	Zoetis Inc	Goldman Sachs	204,223
7,614	Zoetis Inc	HSBC	40,659
11,454	Zoetis Inc	Morgan Stanley	(13,745)
12	Zogenix Inc	Bank of America Merrill Lynch	(40)
27,670	Zogenix Inc	Barclays Bank	(41,782)
44,598	Zogenix Inc	Goldman Sachs	(148,511)
12,294	Zogenix Inc	HSBC	(57,536)
1,779	Zoom Video Communications Inc 'A'	Barclays Bank	(19,582)
190	Zoom Video Communications Inc 'A'	HSBC	(8,039)
3,071	ZoomInfo Technologies Inc 'A'	Barclays Bank	(12,806)
1,848	ZoomInfo Technologies Inc 'A'	Goldman Sachs	(11,352)
2,839	ZoomInfo Technologies Inc 'A'	HSBC	(4,787)

保有高	銘柄	取引相手	未実現純評価益 /(損) (米ドル)
	米国(続き)		
(17,339)	Zovio Inc	Barclays Bank	1,561
(26,573)	Zovio Inc	Morgan Stanley	2,392
(1,192)	Zscaler Inc	Goldman Sachs	(20,380)
(625)	Zscaler Inc	HSBC	2,320
10,373	Zumiez Inc	Barclays Bank	(85,888)
1,712	Zumiez Inc	HSBC	(8,817)
21,520	Zuora Inc 'A'	Barclays Bank	(7,962)
13,443	Zuora Inc 'A'	Goldman Sachs	(35,287)
13,086	Zuora Inc 'A'	HSBC	(20,996)
15,516	Zuora Inc 'A'	Morgan Stanley	(5,741)
(72,633)	Zurn Water Solutions Corp	Barclays Bank	103,139
(81,659)	Zurn Water Solutions Corp	Goldman Sachs	128,204
(18,838)	Zurn Water Solutions Corp	HSBC	3,579
(3,927)	Zurn Water Solutions Corp	Morgan Stanley	5,576
(5,521)	Zymergen Inc	Barclays Bank	(1,159)
(4,623)	Zymergen Inc	Goldman Sachs	(1,132)
(2,312)	Zymergen Inc	HSBC	49
(10,617)	Zynerba Pharmaceuticals Inc	Barclays Bank	849
(2,515)	Zynerba Pharmaceuticals Inc	Goldman Sachs	1,811
(11,987)	Zynerba Pharmaceuticals Inc	HSBC	6,353
1,732	Zynex Inc	Barclays Bank	(2,927)
8,371	Zynex Inc	Goldman Sachs	(15,570)
4,441	Zynex Inc	HSBC	(6,395)
3,376	Zynex Inc	Morgan Stanley	(5,705)
268,884	Zynga Inc 'A'	Barclays Bank	(59,154)
39,203	Zynga Inc 'A'	Goldman Sachs	(47,828)
132,745	Zynga Inc 'A'	HSBC	(102,214)
			<u>1,699,808</u>
合計			<u>1,905,089</u>

* 注記2(a)に記載のとおり、公正価値調整の対象である有価証券。

0.5米ドル未満の金額は端数切捨てにより0と表示されている。

添付の注記は、これらの財務書類の不可分の一部である。

通貨	買予約	通貨	売予約	取引相手	期日	未実現純評価 益/(損) (米ドル)
デリバティブ金融商品						
未決済先渡為替予約						
ヘッジを使用したスイス・フラン建投資証券クラス						
CHF	211,278	USD	229,867	State Street Bank & Trust Company	15/12/2021	901
USD	857	CHF	782	State Street Bank & Trust Company	15/12/2021	3
						904
ヘッジを使用したユーロ建投資証券クラス						
EUR	275,070,616	USD	318,475,259	State Street Bank & Trust Company	15/12/2021	(5,346,655)
USD	2,997,692	EUR	2,607,046	State Street Bank & Trust Company	15/12/2021	29,943
						(5,316,712)
ヘッジを使用した英ポンド建投資証券クラス						
GBP	16,689	USD	22,558	State Street Bank & Trust Company	15/12/2021	(258)
USD	297	GBP	219	State Street Bank & Trust Company	15/12/2021	4
						(254)
ヘッジを使用した日本円建投資証券クラス						
JPY	29,994,169,085	USD	264,349,386	State Street Bank & Trust Company	15/12/2021	2,082,099
USD	1,779,438	JPY	201,441,590	State Street Bank & Trust Company	15/12/2021	(9,923)
						2,072,176
ヘッジを使用したスウェーデン・クローネ建投資証券クラス						
SEK	914,044,820	USD	100,711,148	State Street Bank & Trust Company	15/12/2021	714,654
USD	4,293,048	SEK	38,967,430	State Street Bank & Trust Company	15/12/2021	(30,923)
						683,731
合計						(2,560,155)

添付の注記は、これらの財務書類の不可分の一部である。

業種別内訳 2021年11月30日現在

	純資産比率 (%)
金融	70.98
政府	20.84
消費財、循環型	2.09
技術	1.59
素材	1.37
エネルギー	1.18
資本財	0.73
多角化事業	0.18
消費財、非循環型	0.10
コミュニケーション	0.03
投資有価証券 - 時価	99.09
その他の純資産	0.91
100.00	

添付の注記は、これらの財務書類の不可分の一部である。

ブラックロック・ICS・USTレジャリー・ファンド

損益計算書

2021年9月30日に終了した会計年度

	注記	2021年	2020年
		千米ドル	千米ドル
営業収益	5	24,756	138,139
金融商品に係る純（損失）/利益	7	(900)	1,450
投資収益合計		23,856	139,589
営業費用	6	(12,009)	(26,654)
金融資産のネガティブ・イールド		(8,730)	-
純営業利益		3,117	112,935
財務費用：			
償還可能投資証券保有者への分配金	9	(3,061)	(109,243)
財務費用合計		(3,061)	(109,243)
純利益		56	3,692
償還可能投資証券保有者に帰属する純資産の増加		56	3,692

本損益計算書に計上された損益以外で当会計年度に認識された損益はない。

添付の注記は、これらの財務書類の不可分の一部である。

ブラックロック・ICS・USTレジャリー・ファンド

償還可能投資証券保有者に帰属する純資産変動計算書

2021年9月30日に終了した会計年度

	2021年	2020年
	千米ドル	千米ドル
期首純資産	21,281,310	14,146,140
償還可能投資証券保有者に帰属する純資産の増加	56	3,692
投資証券取引：		
償還可能投資証券の発行	145,380,456	153,905,900
償還可能投資証券の買戻	(148,904,563)	(146,833,759)
分配金再投資額	2,238	59,337
投資証券取引による純資産の（減少）/増加	(3,521,869)	7,131,478
期末純資産	17,759,497	21,281,310

添付の注記は、これらの財務書類の不可分の一部である。

ブラックロック・ICS・USTレジャー・ファンド

貸借対照表

2021年9月30日現在

		2021年	2020年
	注記	千米ドル	千米ドル
流動資産			
現金		1,055,979	791,865
未収金	11	1,045	6,207
損益を通じて公正価値で測定する金融資産	4	17,908,428	20,519,603
流動資産合計		18,965,452	21,317,675
流動負債			
未払金	12	1,205,955	36,365
流動負債合計		1,205,955	36,365
償還可能投資証券保有者に帰属する純資産	14	17,759,497	21,281,310

添付の注記は、これらの財務書類の不可分の一部である。

ブラックロック・ICS・USTレジャー・ファンド

投資有価証券明細表 2021年9月30日現在

保有高	通貨	銘柄	公正価値 (千米ドル)	純資産比率 (%)
債券				
国債(2020年9月30日:71.03%)				
米国(2020年9月30日:71.03%)				
814,000,000	USD	US Cash Management Bill, 0.00%, 07/12/2021	813,927	4.58
130,600,000	USD	US Cash Management Bill, 0.00%, 28/12/2021	130,584	0.74
14,135,000	USD	US Cash Management Bill, 0.00%, 04/01/2022	14,133	0.08
860,000,000	USD	US Cash Management Bill, 0.00%, 18/01/2022	859,883	4.84
1,200,000,000	USD	US Cash Management Bill, 0.00%, 01/02/2022	1,199,802	6.76
3,900,000	USD	US Treasury, 2.50%, 15/02/2022	3,935	0.02
3,965,000	USD	US Treasury, 1.75%, 28/02/2022	3,992	0.02
3,965,000	USD	US Treasury, 0.38%, 31/03/2022	3,971	0.02
33,150,000	USD	US Treasury, 2.13%, 16/05/2022	33,572	0.19
100,000,000	USD	US Treasury, 1.88%, 31/05/2022	101,196	0.57
14,735,000	USD	US Treasury, 0.13%, 30/06/2022	14,741	0.08
12,000,000	USD	US Treasury, 0.13%, 01/08/2022	12,003	0.07
160,000,000	USD	US Treasury, FRN, 0.19%, 31/01/2022	160,076	0.90
175,000,000	USD	US Treasury, FRN, 0.15%, 02/05/2022	175,107	0.99
49,031,900	USD	US Treasury Bill, 0.00%, 12/10/2021	49,031	0.28
143,820,700	USD	US Treasury Bill, 0.00%, 19/10/2021	143,818	0.81
206,945,000	USD	US Treasury Bill, 0.00%, 21/10/2021	206,939	1.17
225,000,000	USD	US Treasury Bill, 0.00%, 16/11/2021	224,989	1.27
339,500	USD	US Treasury Bill, 0.00%, 02/12/2021	339	-
595,838,500	USD	US Treasury Bill, 0.00%, 30/12/2021	595,781	3.35
78,035,000	USD	US Treasury Bill, 0.00%, 13/01/2022	78,024	0.44
197,816,700	USD	US Treasury Bill, 0.00%, 27/01/2022	197,758	1.11
221,795,000	USD	US Treasury Bill, 0.00%, 03/02/2022	221,753	1.25
237,590,000	USD	US Treasury Bill, 0.00%, 10/02/2022	237,546	1.34
119,620,000	USD	US Treasury Bill, 0.00%, 03/03/2022	119,592	0.67
154,175,000	USD	US Treasury Bill, 0.00%, 10/03/2022	154,141	0.87
290,095,000	USD	US Treasury Bill, 0.00%, 17/03/2022	290,028	1.63
129,860,000	USD	US Treasury Bill, 0.00%, 08/09/2022	129,767	0.73
米国合計			6,176,428	34.78
国債に対する投資合計			6,176,428	34.78
債券に対する投資合計			6,176,428	34.78

保有高	通貨	取引相手	金利	期日	公正価値 (千米ドル)	純資産比率 (%)
リバースレポ取引 ¹ (2020年9月30日:25.39%)						
米国(2020年9月30日:25.39%)						
740,000,000	USD	Barclays Capital, Inc.	0.05%	01/10/2021	740,000	4.17
2,000,000,000	USD	BNP Paribas	0.05%	01/10/2021	2,000,000	11.26
199,000,000	USD	BNP Paribas	0.05%	01/10/2021	199,000	1.12
1,050,000,000	USD	BNY Mellon	0.05%	01/10/2021	1,050,000	5.91
1,200,000,000	USD	BofA Securities, Inc.	0.05%	01/10/2021	1,200,000	6.76
290,000,000	USD	BofA Securities, Inc.	0.05%	01/10/2021	290,000	1.63
731,000,000	USD	Citigroup Global Markets, Inc.	0.05%	01/10/2021	731,000	4.12
97,000,000	USD	Citigroup Global Markets, Inc.	0.05%	01/10/2021	97,000	0.55
300,000,000	USD	Credit Agricole Corporate and Investment Bank	0.05%	01/10/2021	300,000	1.69
195,000,000	USD	Credit Agricole Corporate and Investment Bank	0.05%	01/10/2021	195,000	1.10
1,990,000,000	USD	Credit Suisse AG	0.05%	01/10/2021	1,990,000	11.20
783,333,333	USD	Fixed Income Clearing Corp. JPM	0.05%	01/10/2021	783,333	4.41
299,574,510	USD	Fixed Income Clearing Corp. JPM	0.05%	01/10/2021	299,575	1.69
268,694,228	USD	Fixed Income Clearing Corp. JPM	0.05%	01/10/2021	268,694	1.51
148,398,039	USD	Fixed Income Clearing Corp. JPM	0.05%	01/10/2021	148,398	0.83
1,440,000,000	USD	Societe Generale SA	0.05%	01/10/2021	1,440,000	8.11
米国合計					11,732,000	66.06
リバースレポ取引に対する投資合計					11,732,000	66.06
損益を通じて公正価値で測定する金融資産合計					17,908,428	100.84
現金					1,055,979	5.95
その他の資産および負債					(1,204,910)	(6.79)
償還可能投資証券保有者に帰属する純資産					17,759,497	100.00
資産合計額の内訳						資産合計に 対する割合 (%)
公認の証券取引所に上場されている譲渡可能な有価証券合計						1.76
その他の規制市場で取引されている譲渡可能な有価証券						92.67
その他の資産						5.57
資産合計						100.00

¹ 担保として保有する有価証券は11,910,865,000米ドルであった。

【中間財務諸表】

【ブラックロック・アメリカ大陸ロング・ショート・ファンド(ダイワ投資一任専用)】

(1)【中間貸借対照表】

(単位:円)

当中間計算期間 (2022年12月15日現在)	
資産の部	
流動資産	
親投資信託受益証券	2,826,323,360
未収入金	1,368,139
流動資産合計	2,827,691,499
資産合計	2,827,691,499
負債の部	
流動負債	
未払解約金	1,368,139
未払受託者報酬	377,193
未払委託者報酬	22,903,395
その他未払費用	1,347,202
流動負債合計	25,995,929
負債合計	25,995,929
純資産の部	
元本等	
元本	2,631,959,858
剰余金	
中間剰余金又は中間欠損金()	169,735,712
(分配準備積立金)	28,032,446
元本等合計	2,801,695,570
純資産合計	2,801,695,570
負債純資産合計	2,827,691,499

(2)【中間損益及び剰余金計算書】

(単位：円)

	当中間計算期間 (自 2022年6月16日 至 2022年12月15日)
営業収益	
有価証券売買等損益	80,832,961
営業収益合計	80,832,961
営業費用	
受託者報酬	377,193
委託者報酬	22,903,395
その他費用	1,347,202
営業費用合計	24,627,790
営業利益又は営業損失()	56,205,171
経常利益又は経常損失()	56,205,171
中間純利益又は中間純損失()	56,205,171
一部解約に伴う中間純利益金額の分配額又は一部解約に伴う中間純損失金額の分配額()	197,745
期首剰余金又は期首欠損金()	92,734,603
剰余金増加額又は欠損金減少額	31,051,954
中間追加信託に伴う剰余金増加額又は欠損金減少額	31,051,954
剰余金減少額又は欠損金増加額	10,058,271
中間一部解約に伴う剰余金減少額又は欠損金増加額	10,058,271
中間剰余金又は中間欠損金()	169,735,712

(3)【中間注記表】

(重要な会計方針に係る事項に関する注記)

1 有価証券の評価基準及び評価方法

親投資信託受益証券は移動平均法に基づき、当該親投資信託の基準価額で時価評価しております。

2 収益及び費用の計上基準

有価証券売買等損益の計上基準

約定日基準で計上しております。

(中間貸借対照表に関する注記)

項目	当中間計算期間末 (2022年12月15日現在)
1 当該中間計算期間の末日 における受益権総数	2,631,959,858口
2 1口当たり純資産額	1.0645円

(中間損益及び剰余金計算書に関する注記)

該当事項はありません。

(金融商品に関する注記)

金融商品の時価等に関する事項

当中間計算期間末 (2022年12月15日現在)	
1	中間貸借対照表計上額、時価及び差額 中間貸借対照表上の金融商品は原則としてすべて時価で評価しているため、中間貸借対照表計上額と時価との差額はありません。
2	時価の算定方法 (1) 有価証券 「(重要な会計方針に係る事項に関する注記)」に記載しております。 (2) コール・ローン等の金銭債権及び金銭債務 これらの科目は短期間で決済されるため、時価は帳簿価額と近似していることから、当該帳簿価額によっております。
3	金融商品の時価等に関する事項の補足説明 金融商品の時価の算定においては一定の前提条件等を採用しているため、異なる前提条件等によった場合、当該価額が異なることもあります。
4	金銭債権の中間計算期間末日後の償還予定額 金銭債権については全て1年以内に償還予定であります。

金融商品の時価のレベルごとの内訳等に関する事項

「中間財務諸表等の用語、様式及び作成方法に関する規則」附則(令和3年9月24日改正内閣府令第61号)第4条第5項に従い、記載を省略しております。

(その他の注記)

1 期中元本変動額

項目	当中間計算期間末 (2022年12月15日現在)
期首元本額	1,996,268,883円
期中追加設定元本額	868,451,163円
期中一部解約元本額	232,760,188円

2 有価証券関係

該当事項はありません。

3 デリバティブ取引関係

該当事項はありません。

(参考情報)

当ファンドは、「アメリカズ・ロングショート・マザーファンド」受益証券を主要投資対象としており、中間貸借対照表の資産の部に計上された親投資信託受益証券は、すべて同マザーファンドの受益証券であります。同マザーファンドの2022年12月15日現在（以下「計算日」という）の状況は次の通りであります。

なお、以下に記載した情報は監査意見の対象外であります。

「アメリカズ・ロングショート・マザーファンド」の状況

(1) 貸借対照表

項目	(2022年12月15日現在)
	金額(円)
資産の部	
流動資産	
預金	191,568,719
金銭信託	54,948,369
投資証券	2,728,901,865
派生商品評価勘定	27,057,087
流動資産合計	3,002,476,040
資産合計	3,002,476,040
負債の部	
流動負債	
派生商品評価勘定	1,580
未払金	174,769,200
未払解約金	1,368,139
流動負債合計	176,138,919
負債合計	176,138,919
純資産の部	
元本等	
元本	2,010,473,297
剰余金	
剰余金又は欠損金（ ）	815,863,824
元本等合計	2,826,337,121
純資産合計	2,826,337,121
負債純資産合計	3,002,476,040

(注)親投資信託の計算期間は、原則として、毎年6月21日から翌年6月20日までであります。

(2) 注記表

(重要な会計方針に係る事項に関する注記)

1 有価証券の評価基準及び評価方法

投資証券は移動平均法に基づき、原則として以下の通り時価評価しております。

(1) 金融商品取引所等に上場されている有価証券

金融商品取引所等に上場されている有価証券は、原則として当該取引所等における計算日において知りうる直近の最終相場で評価しております。

(2) 金融商品取引所等に上場されていない有価証券

当該有価証券については、原則として、金融機関の提示する価額又は価格情報会社の提供する価額のいずれかから入手した価額で評価しております。

(3) 時価が入手できなかった有価証券

適正な評価額を入手できなかった場合又は入手した評価額が時価と認定できない事由が認められた場合は、委託会社が忠実義務に基づいて合理的事由をもって時価と認めた価額もしくは受託者と協議のうえ両者が合理的事由をもって時価と認めた価額で評価しております。

2 デリバティブの評価基準及び評価方法

為替予約取引

個別法に基づき、原則としてわが国における計算日の対顧客先物売買相場の仲値で評価しております。

3 外貨建資産・負債の本邦通貨への換算基準

外貨建資産・負債の円換算については原則として、わが国における計算日の対顧客電信売買相場の仲値によって計算しております。

4 その他財務諸表作成のための基礎となる事項

外貨建資産等の会計処理

外貨建資産等については、「投資信託財産の計算に関する規則」(平成12年総理府令第133号)第60条の規定に基づき、通貨の種類ごとに勘定を設けて、邦貨建資産等と区分する方法を採用しております。従って、外貨の売買については、同規則第61条の規定により処理し、為替差損益を算定しております。

(貸借対照表に関する注記)

項目	(2022年12月15日現在)
1 当該計算日における受益権総数	2,010,473,297口
2 1口当たり純資産額	1.4058円

(金融商品に関する注記)

金融商品の時価等に関する事項

(2022年12月15日現在)

1 貸借対照表計上額、時価及び差額

貸借対照表上の金融商品は原則としてすべて時価で評価しているため、貸借対照表計上額と時価との差額はありません。

2 時価の算定方法

(1) 有価証券

「(重要な会計方針に係る事項に関する注記)」に記載しております。

(2) デリバティブ取引

デリバティブ取引については、「(その他の注記)」の「3 デリバティブ取引関係」に記載しております。

(3) コール・ローン等の金銭債権及び金銭債務

これらの科目は短期間で決済されるため、時価は帳簿価額と近似していることから、当該帳簿価額によっております。

3 金融商品の時価等に関する事項の補足説明

金融商品の時価の算定においては一定の前提条件等を採用しているため、異なる前提条件等によった場合、当該価額が異なることもあります。

また、デリバティブ取引に関する契約額等は、あくまでもデリバティブ取引における名目的な契約額又は計算上の想定元本であり、当該金額自体がデリバティブ取引のリスクの大きさを示すものではありません。

4 金銭債権の計算日後の償還予定額

金銭債権はすべて1年以内に償還予定であります。

金融商品の時価のレベルごとの内訳等に関する事項

「中間財務諸表等の用語、様式及び作成方法に関する規則」附則（令和3年9月24日改正内閣府令第61号）第4条第5項に従い、記載を省略しております。

(その他の注記)

1 本報告書における開示対象ファンドの当該中間計算期間における当該親投資信託の元本額の変動及び
計算日における元本の内訳

(2022年12月15日現在)	
同中間計算期間の期首元本額	1,826,797,373円
同中間計算期間中の追加設定元本額	654,616,268円
同中間計算期間中の一部解約元本額	470,940,344円
同中間計算期間末日の元本額	2,010,473,297円
当該親投資信託受益証券を投資対象とする投資信託の元本額は次の通りです。	
ブラックロック・アメリカ大陸ロング・ショート・ファンド (ダイワ投資一任専用)	2,010,473,297円
合計	2,010,473,297円

2 有価証券関係

該当事項はありません。

3 デリバティブ取引関係

取引の時価等に関する事項

通貨関連

区分	種類	(2022年12月15日現在)			
		契約額等(円)		時価(円)	評価損益(円)
			うち1年超 (円)		
市場取引 以外の取引	為替予約取引 売建 アメリカドル	2,753,556,157		2,726,500,650	27,055,507
合計		2,753,556,157		2,726,500,650	27,055,507

(注1) 時価の算定方法

為替予約取引

- 1 計算日に対顧客先物相場の仲値が発表されている外貨については、以下のように評価しております。
計算日において為替予約の受渡日(以下「当該日」という)の対顧客先物相場が発表されている場合は、当該為替予約は当該仲値で評価しております。
計算日において当該日の対顧客先物相場が発表されていない場合は、以下の方法によっております。
・ 計算日に当該日を超える対顧客先物相場が発表されている場合には、発表されている先物相場のうち当該日に最も近い前後二つの先物相場の仲値をもとに計算したレートを用いております。
・ 計算日に当該日を超える対顧客先物相場が発表されていない場合には、当該日に最も近い発表されている対顧客先物相場の仲値を用いております。
- 2 計算日に対顧客先物相場の仲値が発表されていない外貨については、計算日の対顧客相場の仲値で評価しております。
- 3 上記の算定方法にて、適正な時価と認定できない事由が認められた場合は、投資信託委託会社が忠実義務に基づいて合理的な事由をもって時価と認められた価額で評価しております。

(注2) 上記取引で、ヘッジ会計が適用されているものではありません。

(参考情報)

当ファンドは、「ブラックロック・ストラテジック・ファンズブラックロック・アメリカズ・ダイバーシファイド・エクイティ・アブソルート・リターン・ファンド クラスX投資証券」及び「インスティテューショナル・キャッシュ・シリーズplc ブラックロック・ICS・USTレジャリー・ファンド エージェンシークラス投資証券」(以下、両者を併せて「同ファンド」という。)を主要投資対象としており、貸借対照表の資産の部に計上された投資証券は、すべて同ファンドの投資証券であります。同ファンドの状況は以下のとおりであります。

なお、以下に記載した情報は監査意見の対象外です。

同ファンドの状況

(1)「ブラックロック・ストラテジック・ファンズブラックロック・アメリカズ・ダイバーシファイド・エクイティ・アブソルート・リターン・ファンド クラスX投資証券」は、ルクセンブルグにおいて設立されたオープンエンド型投資法人が発行するファンドであり、当該ファンドの現時点で日本語に翻訳された直近の情報は、2022年5月31日に終了する計算期間(2021年6月1日から2022年5月31日まで)に係る財務書類であります。

当該財務書類は、当該ファンドを含む「ブラックロック・ストラテジック・ファンズ」の2022年5月31日現在の財務書類のうち、当該ファンドにかかる部分を、委託会社において抜粋し、その原文を翻訳したものです。なお、財務書類に含まれる「投資有価証券明細表」の銘柄については原文通り英語表記で行っております。

(2)「インスティテューショナル・キャッシュ・シリーズplc ブラックロック・ICS・USTレジャリー・ファンド エージェンシークラス投資証券」は、アイルランドにおいて設立されたオープンエンド型投資法人が発行するファンドであり、当該ファンドの現時点で日本語に翻訳された直近の情報は、2022年3月31日に終了する中間計算期間(2021年10月1日から2022年3月31日まで)に係る中間財務書類であります。

当該中間財務書類は、当該ファンドを含む「インスティテューショナル・キャッシュ・シリーズplc」の2022年3月31日現在の中間財務書類のうち、当該ファンドにかかる部分を、委託会社において抜粋し、その原文を翻訳したものです。なお、中間財務書類に含まれる「投資有価証券明細表」の銘柄については原文通り英語表記で行っております。なお、アイルランドにおける独立監査人の監査を受けておりません。

純資産計算書 2022年5月31日現在

	注記	ブラックロック・アメリカ ズ・ダイバーシファイド・ エクイティ・アブソルー ト・リターン・ファンド 米ドル
資産		
投資有価証券 - 取得原価		783,719,738
未実現評価損		(977,992)
投資有価証券 - 時価	2 (a)	782,741,746
銀行預金	2 (a)	6,707,264
ブローカーに対する債権	15	6,039,854
未収利息および未収配当金	2 (a)、 2 (d)	162,328
売却投資有価証券未収金	2 (a)、 2 (d)	430,045,880
販売投資証券未収金	2 (a)	1,712,295
以下に係る未実現評価益：		
未決済先渡為替予約	2 (d)	7,062,521
差金決済契約	2 (d)	136,149,849
資産合計		1,370,621,737
負債		
銀行からの借入金	2 (a)	409
未払利息および未払配当金	2 (a)、 2 (d)	6,276,311
購入投資有価証券未払金	2 (a)、 2 (d)	436,660,760
買戻し投資証券未払金	2 (a)	514,439
以下に係る未実現評価損：		
未決済先渡為替予約	2 (d)	505,669
差金決済契約	2 (d)	138,127,132
未払費用およびその他の負債	2 (a)、 4、 5、 6、 7、 8	3,297,252
負債合計		585,381,972
純資産合計		785,239,765

添付の注記は、これらの財務書類の不可分の一部である。

3 会計年度末における純資産価額の概要 2022年5月31日現在

ブラックロック・アメリカズ・ダイバーシファイド・
エクイティ・アブソルート・リターン・ファンド

	通貨	ブラックロック・アメリカズ・ダイバーシファイド・ エクイティ・アブソルート・リターン・ファンド		
		2022年 5月31日現在	2021年 5月31日現在	2020年 5月31日現在
純資産合計	米ドル	785,239,765	687,136,883	937,142,511
以下の1口当たり純資産価額：				
クラスA無分配投資証券（豪ドル）	豪ドル	196.95	170.72	207.03
クラスA無分配投資証券（ユーロ）	ユーロ	110.40	90.95	103.78
クラスAスウェーデン・クローナ・ ヘッジ無分配投資証券	スウェーデン・ クローナ	127.86	120.10	125.53
クラスA無分配英国報告型投資証券	米ドル	140.36	131.19	136.43
クラスAユーロ・ヘッジ無分配英国 報告型投資証券	ユーロ	125.00	117.77	123.55
クラスA無分配英国報告型投資証券 （英ポンド）	英ポンド	176.88	146.85	175.23
クラスD無分配投資証券	米ドル	121.08	113.03	116.95
クラスDスイス・フラン・ヘッジ無 分配投資証券	スイス・フラ ン	104.97	98.68	103.32
クラスDユーロ・ヘッジ無分配英国 報告型投資証券	ユーロ	130.21	122.08	127.47
クラスD英ポンド・ヘッジ無分配英国 報告型投資証券	英ポンド	116.74	108.83	112.83
クラスEユーロ・ヘッジ無分配投資 証券	ユーロ	99.57	94.29	99.43
クラスIユーロ・ヘッジ無分配投資 証券	ユーロ	106.67	99.92	104.03
クラスI日本円ヘッジ無分配投資証 券	日本円	10,325.84	9,650.34	10,001.49
クラスIスウェーデン・クローナ・ ヘッジ無分配投資証券	スウェーデ ン・クローナ	99.60	92.79	96.24
クラスI無分配英国報告型投資証券	米ドル	115.33	107.53	110.94
クラスX無分配投資証券	米ドル	175.18	160.83	164.27

添付の注記は、これらの財務書類の不可分の一部である。

損益および純資産変動計算書 2022年5月31日に終了した会計年度

	注記	ブラックロック・アメリカズ・ダイ バーシファイド・エクイティ・アプ ソルット・リターン・ファンド 米ドル
期首純資産		687,136,883
収益		
預金利息	2 (c)	571,318
債券利息	2 (c)	1,650,101
差金決済契約に係る受取配当金、源泉徴収税控除後	2 (c)、2 (d)	36,178,770
収益合計		38,400,189
費用		
銀行利息	2 (c)	6,834
差金決済契約に係る支払利息	2 (c)、2 (d)	11,188,050
差金決済契約に係る支払配当金、源泉徴収税控除後	2 (c)、2 (d)	54,984,546
年間サービス費用	5	1,285,754
預託報酬	2 (i)、6	992,322
税金	8	220,723
パフォーマンス・フィー	7	1,450,076
販売報酬	4	25,169
ローン・コミットメント・フィー	14	7,540
投資運用報酬および投資運用再委託報酬	4	8,881,532
費用合計		79,042,546
投資純損失		(40,642,357)
以下に係る実現純利益 / (損失) :		
投資有価証券	2 (a)、2 (b)	(1,171,529)
差金決済契約	2 (d)	97,500,272
外貨および先渡為替予約	2 (d)、2 (e)、2 (j)	(103,261,807)
当期実現純損失		(6,933,064)
以下に係る未実現評価益 / (損) の純変動額 :		
投資有価証券	2 (a)	(2,064,299)
差金決済契約	2 (d)	439,853
外貨および先渡為替予約	2 (d)、2 (e)、2 (j)	3,808,194
当期末実現評価益 / (損) の純変動		2,183,748
運用成績による純資産の減少		(45,391,673)
資本の変動		
投資証券発行による正味受取額		445,610,729
投資証券買戻しによる正味支払額		(302,116,174)
資本の変動による純資産の増加		143,494,555
期末純資産		785,239,765

添付の注記は、これらの財務書類の不可分の一部である。

発行済投資証券口数変動表 2022年5月31日に終了した会計年度

ブラックロック・アメリカズ・ダイバーシファイド・エクイティ・
アブソルート・リターン・ファンド

	期首発行済 投資証券口数	当期発行 投資証券口数	当期買戻し 投資証券口数	期末発行済 投資証券口数
クラスA無分配投資証券(豪ドル)	149	-	-	149
クラスA無分配投資証券(ユーロ)	45	213	-	258
クラスAスウェーデン・クローナ・ヘッジ無 分配投資証券	1,554,898	7,049,679	3,947,480	4,657,097
クラスA無分配英国報告型投資証券	217,571	39,852	73,473	183,950
クラスAユーロ・ヘッジ無分配英国報告型投 資証券	1,475,258	514,283	768,053	1,221,488
クラスA無分配英国報告型投資証券(英ポ ンド)	460	-	427	33
クラスD無分配投資証券	247,383	73,317	177,277	143,423
クラスDスイス・フラン・ヘッジ無分配投資 証券	4,404	704	3,040	2,068
クラスDユーロ・ヘッジ無分配英国報告型投 資証券	387,030	251,251	160,833	477,448
クラスD英ポンド・ヘッジ無分配英国報告型 投資証券	146	132	145	133
クラスEユーロ・ヘッジ無分配投資証券	53,248	12,896	18,720	47,424
クラスIユーロ・ヘッジ無分配投資証券	373,164	566,900	365,293	574,771
クラスI日本円ヘッジ無分配投資証券	1,976,602	1,519,711	46,979	3,449,334
クラスIスウェーデン・クローナ・ヘッジ無 分配投資証券	1,350,876	31,168	105,048	1,276,996
クラスI無分配英国報告型投資証券	765,056	157,660	278,388	644,328
クラスX無分配投資証券	91,982	22,711	21,325	93,368

添付の注記は、これらの財務書類の不可分の一部である。

ブラックロック・アメリカズ・ダイバーシファイド・エクイティ・アブソルート・リターン・ファンド

投資有価証券明細表 2022年5月31日現在

保有高	銘柄	時価 (米ドル)	純資産比率 (%)
公認の証券取引所に上場されているまたはその他の規制市場で取引されている譲渡可能な有価証券および短期金融商品			
普通株式			
	カナダ		
78,623	Bausch + Lomb Corp	1,360,964	0.17
		1,360,964	0.17
	ケイマン諸島		
152,274	Apollo Strategic Growth Capital II (Unit)	1,504,467	0.19
		1,504,467	0.19
	イスラエル		
617	Monday.com Ltd	70,171	0.01
		70,171	0.01
	米国		
3,908	Excelerate Energy Inc 'A'	101,999	0.01
8,587	Marqeta Inc 'A'	92,482	0.01
58,873	Samsara Inc 'A'	659,378	0.09
2,922	SentinelOne Inc 'A'	74,832	0.01
		928,691	0.12
普通株式合計		3,864,293	0.49
債券			
	米国		
USD 20,900,000	United States Treasury Bill 16/6/2022 (Zero Coupon)	20,895,380	2.66
USD 6,750,000	United States Treasury Bill 3/11/2022 (Zero Coupon)	6,725,515	0.86
USD 5,500,000	United States Treasury Bill 29/12/2022 (Zero Coupon)	5,458,963	0.69
USD 5,000,000	United States Treasury Bill 23/3/2023 (Zero Coupon)	4,928,504	0.63
USD 11,000,000	United States Treasury Bill 20/4/2023 (Zero Coupon)	10,808,533	1.38
USD 6,500,000	United States Treasury Note/Bond 0.125% 31/1/2023	6,428,864	0.82
		55,245,759	7.04
債券合計		55,245,759	7.04
譲渡性預金証書			
	カナダ		
USD 6,400,000	Bank Of Montreal 1.28% 5/5/2023	6,400,000	0.82
USD 11,000,000	Royal Bank of Canada FRN 20/10/2022	10,930,604	1.39
USD 5,500,000	Toronto-Dominion Bank FRN 21/4/2023	5,500,000	0.70
USD 3,000,000	Toronto-Dominion Bank FRN 28/4/2023	3,000,000	0.38
		25,830,604	3.29
	日本		
USD 15,000,000	Sumitomo Mitsui Banking Corp 1.23% 22/7/2022	15,000,000	1.91
USD 9,750,000	Sumitomo Mitsui Banking Corp 1.15% 19/10/2022	9,750,138	1.24
		24,750,138	3.15

保有高	銘柄	時価 (米ドル)	純資産比率 (%)
	スペイン		
USD 14,500,000	Banco Santander SA 1.23% 28/10/2022	14,500,000	1.85
		14,500,000	1.85
	米国		
USD 6,300,000	Bank of Montreal FRN 9/9/2022	6,300,000	0.80
USD 8,000,000	Canadian Imperial Bank of Commerce FRN 8/6/2022	8,000,000	1.02
USD 5,000,000	Canadian Imperial Bank of Commerce FRN 12/9/2022	5,000,000	0.64
USD 10,000,000	Canadian Imperial Bank of Commerce FRN 21/1/2023	10,000,000	1.27
USD 7,000,000	Royal Bank of Canada FRN 16/8/2022	7,000,000	0.89
USD 7,500,000	Standard Chartered Bank FRN 13/3/2023	7,500,000	0.95
USD 1,655,000	Standard Chartered Bank FRN 17/3/2023	1,646,238	0.21
USD 8,000,000	Svenska Handelsbanken AB FRN 27/10/2022	8,000,000	1.02
USD 3,500,000	Toronto-Dominion Bank FRN 25/10/2022	3,500,000	0.45
		56,946,238	7.25
譲渡性預金証書合計		122,026,980	15.54
	コマーシャル・ペーパー		
	オーストラリア		
USD 18,000,000	Australia & New Zealand Banking Group Ltd 7/7/2022 (Zero Coupon)	17,982,000	2.29
USD 6,000,000	Australia & New Zealand Banking Group Ltd 28/7/2022 (Zero Coupon)	5,997,720	0.76
USD 4,250,000	National Australia Bank Ltd 24/2/2023 (Zero Coupon)	4,205,705	0.53
USD 5,000,000	Westpac Banking Corp 20/10/2022 (Zero Coupon)	4,993,342	0.64
		33,178,767	4.22
	カナダ		
USD 8,000,000	CDP Financial Inc 5/7/2022 (Zero Coupon)	7,997,582	1.02
USD 3,000,000	CDP Financial Inc 2/8/2022 (Zero Coupon)	2,996,797	0.38
USD 7,000,000	National Bank of Canada 0.94% 28/7/2022	7,000,000	0.89
USD 5,000,000	National Bank of Canada 1.18% 13/1/2023	5,000,000	0.64
USD 10,000,000	National Bank of Canada 10/11/2022 (Zero Coupon)	10,000,000	1.27
USD 7,150,000	Toronto-Dominion Bank 11/10/2022 (Zero Coupon)	7,122,472	0.91
USD 5,250,000	Toronto-Dominion Bank FRN 2/3/2023	5,190,063	0.66
		45,306,914	5.77
	フランス		
USD 15,000,000	Antalis SA 1/6/2022 (Zero Coupon)	15,000,000	1.91
USD 8,000,000	BPCE SA 1/7/2022 (Zero Coupon)	7,997,666	1.02
USD 1,650,000	BPCE SA 8/11/2022 (Zero Coupon)	1,635,187	0.21
USD 5,000,000	BPCE SA 22/2/2023 (Zero Coupon)	4,948,278	0.63
USD 7,000,000	Caisse d'Amortissement de la Dette Sociale 27/6/2022 (Zero Coupon)	6,995,248	0.89
		36,576,379	4.66
	アイルランド		
USD 16,000,000	Glencore Funding LLC 27/6/2022 (Zero Coupon)	15,988,098	2.03
USD 7,000,000	Glencore Funding LLC 23/8/2022 (Zero Coupon)	6,975,146	0.89
		22,963,244	2.92

保有高	銘柄	時価 (米ドル)	純資産比率 (%)
	日本		
USD 13,390,000	Mizuho Bank Ltd 15/6/2022 (Zero Coupon)	13,385,730	1.70
		13,385,730	1.70
	ジャージー		
USD 7,800,000	Cancara Asset Securitisation LLC 23/8/2022 (Zero Coupon)	7,773,025	0.99
		7,773,025	0.99
	ニュージーランド		
USD 5,000,000	ASB Finance Ltd 2/8/2022 (Zero Coupon)	4,998,278	0.64
		4,998,278	0.64
	ノルウェー		
USD 6,500,000	DNB Bank ASA 2/3/2023 (Zero Coupon)	6,425,792	0.82
		6,425,792	0.82
	スペイン		
USD 12,500,000	Banco Santander SA FRN 6/6/2022	12,498,524	1.59
USD 8,000,000	Banco Santander SA 1/7/2022 (Zero Coupon)	7,993,733	1.02
		20,492,257	2.61
	スウェーデン		
USD 6,500,000	Nordea Bank Abp 21/10/2022 (Zero Coupon)	6,492,180	0.83
USD 4,300,000	Skandinaviska Enskilda Banken AB 21/6/2022 (Zero Coupon)	4,299,427	0.55
USD 7,000,000	Skandinaviska Enskilda Banken AB 6/9/2022 (Zero Coupon)	6,996,322	0.89
USD 4,000,000	Svenska Handelsbanken AB 27/10/2022 (Zero Coupon)	3,994,409	0.51
USD 2,500,000	Svenska Handelsbanken AB FRN 14/2/2023	2,475,992	0.31
USD 14,000,000	Swedbank AB 30/6/2022 (Zero Coupon)	13,990,526	1.78
USD 5,000,000	Swedbank AB 1.13% 13/10/2022	5,000,000	0.64
		43,248,856	5.51
	英国		
USD 18,000,000	Lloyds Bank Plc 15/6/2022 (Zero Coupon)	17,993,630	2.29
		17,993,630	2.29
	米国		
USD 9,350,000	Alinghi Funding Co LLC 17/8/2022 (Zero Coupon)	9,333,475	1.19
USD 9,600,000	Amazon.com Inc 30/11/2022 (Zero Coupon)	9,553,893	1.22
USD 5,000,000	ASB Bank Ltd FRN 8/9/2022	5,000,000	0.64
USD 9,000,000	Atlantic Asset Securitization LLC 11/7/2022 (Zero Coupon)	8,992,500	1.15
USD 5,400,000	Atlantic Asset Securitization LLC 11/8/2022 (Zero Coupon)	5,384,558	0.69
USD 5,000,000	Bedford Row Funding Corp 14/7/2022 (Zero Coupon)	5,000,000	0.64
USD 6,000,000	Bedford Row Funding Corp FRN 25/8/2022	6,000,000	0.76
USD 12,500,000	Bennington Stark Capital Co 10/6/2022 (Zero Coupon)	12,497,187	1.59
USD 9,000,000	BNP Paribas SA 16/6/2022 (Zero Coupon)	8,996,738	1.15
USD 5,000,000	BNZ International Funding Ltd FRN 19/8/2022	5,000,000	0.64
USD 10,000,000	Britannia Funding Company LLC 6/6/2022 (Zero Coupon)	9,998,722	1.27
USD 10,000,000	Charta LLC 2/6/2022 (Zero Coupon)	9,999,789	1.27
USD 9,000,000	Commonwealth Bank of Australia 1/9/2022 (Zero Coupon)	9,000,000	1.15
USD 12,500,000	Goldman Sachs International 6/6/2022 (Zero Coupon)	12,498,559	1.59
USD 2,000,000	Gotham Funding 6/6/2022 (Zero Coupon)	1,999,794	0.25
USD 11,000,000	GTA Funding LLC 21/6/2022 (Zero Coupon)	10,994,378	1.40

保有高	銘柄	時価 (米ドル)	純資産比率 (%)
	米国(続き)		
USD 14,150,000	ING US Funding LLC 7/6/2022 (Zero Coupon)	14,147,877	1.80
USD 7,500,000	ING US Funding LLC 8/8/2022 (Zero Coupon)	7,491,075	0.95
USD 11,000,000	JP Morgan Securities LLC 2/11/2022 (Zero Coupon)	10,948,239	1.39
USD 15,000,000	Lime Funding LLC 24/6/2022 (Zero Coupon)	14,990,992	1.91
USD 1,000,000	LMA SA 28/7/2022 (Zero Coupon)	998,781	0.13
USD 8,850,000	Mackinac Funding Co LLC 16/8/2022 (Zero Coupon)	8,833,559	1.12
USD 13,538,000	Macquarie Bank Ltd 24/8/2022 (Zero Coupon)	13,487,142	1.72
USD 9,750,000	National Australia Bank Ltd 25/10/2022 (Zero Coupon)	9,750,000	1.24
USD 17,850,000	Nieuw Amsterdam Receivables Corp 23/6/2022 (Zero Coupon)	17,840,533	2.27
USD 1,950,000	Old Line Funding LLC 4/8/2022 (Zero Coupon)	1,947,088	0.25
USD 8,725,000	Old Line Funding LLC 15/8/2022 (Zero Coupon)	8,709,004	1.11
USD 17,050,000	Old Line Funding LLC 16/8/2022 (Zero Coupon)	17,003,927	2.17
USD 6,935,000	Ontario Teachers' Finance Trust 6/7/2022 (Zero Coupon)	6,932,640	0.88
USD 4,000,000	Regatta Funding Co LLC 1/8/2022 (Zero Coupon)	3,997,424	0.51
USD 5,500,000	Salisbury Receivables Company LLC 14/7/2022 (Zero Coupon)	5,500,000	0.70
USD 5,250,000	Siemens Capital Co LLC 28/6/2022 (Zero Coupon)	5,246,417	0.67
USD 6,000,000	Societe Generale SA 24/6/2022 (Zero Coupon)	5,996,512	0.76
USD 3,000,000	Societe Generale SA 13/10/2022 (Zero Coupon)	2,996,818	0.38
USD 1,400,000	Societe Generale SA 4/1/2023 (Zero Coupon)	1,388,186	0.18
USD 11,650,000	ST Engineering North America Inc 17/6/2022 (Zero Coupon)	11,645,340	1.48
USD 7,000,000	Starbird Funding Corp 1.23% 8/7/2022	7,000,000	0.89
USD 5,000,000	Swedbank AB FRN 23/11/2022	5,000,000	0.64
USD 2,500,000	Thunder Bay Funding LLC 1/7/2022 (Zero Coupon)	2,498,333	0.32
USD 2,000,000	Thunder Bay Funding LLC 22/7/2022 (Zero Coupon)	1,996,458	0.25
USD 8,000,000	Thunder Bay Funding LLC 7/11/2022 (Zero Coupon)	7,928,627	1.01
USD 6,000,000	United Overseas Bank Ltd FRN 27/10/2022	6,000,000	0.76
USD 8,000,000	Versailles Commercial Paper LLC 12/7/2022 (Zero Coupon)	7,990,251	1.02
USD 10,750,000	Walmart Inc 13/6/2022 (Zero Coupon)	10,747,026	1.37
		349,261,842	44.48
	コマーシャル・ペーパー合計	601,604,714	76.61
	公認の証券取引所に上場されているまたはその他の規制市場で取引されている 譲渡可能な有価証券および短期金融商品合計	782,741,746	99.68
	投資有価証券(時価)合計	782,741,746	99.68
	その他の純資産	2,498,019	0.32
	純資産合計(米ドル)	785,239,765	100.00

添付の注記は、これらの財務書類の不可分の一部である。

保有高	銘柄	取引相手	未実現純評価益 /(損) (米ドル)
デリバティブ金融商品			
差金決済契約			
ブラジル			
13,100	Agrenco Ltd*	Morgan Stanley	(437)
(3)	Banco ABC Brasil SA (Pref)	Morgan Stanley	-
13,700	Laep Investments Ltd*	Goldman Sachs	(759)
24,300	Laep Investments Ltd*	Morgan Stanley	(1,418)
			<u>(2,614)</u>
カナダ			
2,976	Perpetua Resources Corp	Bank of America Merrill Lynch	1,607
17,929	Perpetua Resources Corp	Barclays Bank	6,454
10,152	Perpetua Resources Corp	Goldman Sachs	5,482
7,931	Perpetua Resources Corp	HSBC	1,983
12,710	Perpetua Resources Corp	Morgan Stanley	4,576
(26,058)	Poseidon Concepts Corp*	Morgan Stanley	5,473
12,100	Sears Canada Inc*	Morgan Stanley	(5,833)
			<u>19,742</u>
メキシコ			
12,916	Prologis Property Mexico SA de CV (REIT)	Goldman Sachs	-
			<u>-</u>
パナマ			
(6,456)	Copa Holdings SA 'A'	Barclays Bank	(11,040)
(3,195)	Copa Holdings SA 'A'	Goldman Sachs	(6,486)
			<u>(17,526)</u>
ペルー			
7,452	Tahoe Resources Inc	Morgan Stanley	74
			<u>74</u>
米国			
(3,958)	10X Genomics Inc 'A'	Bank of America Merrill Lynch	(21,373)
(12,099)	10X Genomics Inc 'A'	Barclays Bank	(23,472)
(4,436)	10X Genomics Inc 'A'	Goldman Sachs	(23,954)
(6,967)	10X Genomics Inc 'A'	HSBC	(29,958)
(10,837)	10X Genomics Inc 'A'	Morgan Stanley	(21,024)
2,300	1-800-Flowers.com Inc 'A'	Bank of America Merrill Lynch	(2,116)
6,078	1-800-Flowers.com Inc 'A'	Goldman Sachs	(1,611)
8,066	1-800-Flowers.com Inc 'A'	HSBC	(9,679)
17,317	1-800-Flowers.com Inc 'A'	Morgan Stanley	3,983
2,406	1Life Healthcare Inc	Bank of America Merrill Lynch	1,300
22,171	1Life Healthcare Inc	Barclays Bank	(5,764)
46,722	1Life Healthcare Inc	Goldman Sachs	25,230
29,873	1Life Healthcare Inc	HSBC	55,310
11,255	1Life Healthcare Inc	Morgan Stanley	(2,926)
(9,382)	1st Source Corp	Barclays Bank	(6,661)
(32,887)	1st Source Corp	Goldman Sachs	(73,009)
(2,621)	1stdibs.com Inc	Bank of America Merrill Lynch	(1,389)

保有高	銘柄	取引相手	未実現純評価益 /(損) (米ドル)
	米国(続き)		
(1,493)	1stdibs.com Inc	Barclays Bank	(523)
(1,086)	1stdibs.com Inc	Goldman Sachs	(576)
(1,575)	1stdibs.com Inc	HSBC	1,402
(971)	2seventy bio Inc	Barclays Bank	87
(8,577)	2seventy bio Inc	Goldman Sachs	(2,487)
(1,496)	2seventy bio Inc	HSBC	(583)
4,292	2U Inc	Bank of America Merrill Lynch	(2,446)
19,818	2U Inc	Barclays Bank	(22,989)
455	2U Inc	Goldman Sachs	(259)
388	2U Inc	HSBC	(54)
(6,112)	3D Systems Corp	Barclays Bank	(4,645)
(19,008)	3D Systems Corp	Goldman Sachs	(17,488)
(17,666)	3D Systems Corp	HSBC	(13,779)
(7,609)	3D Systems Corp	Morgan Stanley	(5,783)
(11,610)	3M Co	Bank of America Merrill Lynch	35,747
(13,748)	3M Co	Barclays Bank	(31,620)
(8,960)	3M Co	Goldman Sachs	21,702
(10,324)	3M Co	HSBC	47,346
(20,806)	3M Co	Morgan Stanley	(47,854)
7,309	4D Molecular Therapeutics Inc	Barclays Bank	(512)
4,473	89bio Inc	Bank of America Merrill Lynch	1,521
5,241	8x8 Inc	Bank of America Merrill Lynch	(2,647)
1,926	8x8 Inc	Barclays Bank	(703)
5,244	8x8 Inc	Goldman Sachs	(2,648)
87,174	8x8 Inc	HSBC	(64,507)
4,711	8x8 Inc	Morgan Stanley	(1,720)
(10,511)	908 Devices Inc	Barclays Bank	(6,622)
(5,406)	908 Devices Inc	HSBC	2,919
(3,229)	908 Devices Inc	Morgan Stanley	(2,034)
(14,505)	A O Smith Corp	Bank of America Merrill Lynch	(12,184)
(8,456)	A O Smith Corp	Barclays Bank	(12,261)
(15,638)	A O Smith Corp	Goldman Sachs	(10,488)
(1,425)	A O Smith Corp	HSBC	(2,798)
(6,310)	A O Smith Corp	Morgan Stanley	(9,332)
(3,153)	A10 Networks Inc	Bank of America Merrill Lynch	(1,091)
(20,847)	A10 Networks Inc	Barclays Bank	(21,264)
(17,398)	A10 Networks Inc	Goldman Sachs	(11,657)
(2,174)	A10 Networks Inc	HSBC	(3,978)
(13,837)	A10 Networks Inc	Morgan Stanley	(14,347)
(3,394)	AAON Inc	Barclays Bank	(3,666)
(18,080)	AAON Inc	Goldman Sachs	(25,131)
(12,287)	AAON Inc	HSBC	19,905
12,491	AAR Corp	Barclays Bank	22,734
7,986	AAR Corp	Goldman Sachs	24,517
20,166	AAR Corp	HSBC	64,733

保有高	銘柄	取引相手	未実現純評価益 /(損) (米ドル)
	米国(続き)		
3,391	Aaron's Co Inc	Bank of America Merrill Lynch	(4,001)
12,351	Aaron's Co Inc	Barclays Bank	8,893
19,457	Aaron's Co Inc	Goldman Sachs	(22,959)
16,259	Aaron's Co Inc	HSBC	(22,437)
6,620	Aaron's Co Inc	Morgan Stanley	4,766
2,266	Abbott Laboratories	Bank of America Merrill Lynch	12,599
11,538	Abbott Laboratories	Barclays Bank	2,769
10,768	Abbott Laboratories	Goldman Sachs	54,583
(2,775)	Abbott Laboratories	Goldman Sachs	(15,429)
696	Abbott Laboratories	HSBC	2,105
(2,783)	Abbott Laboratories	HSBC	(2,315)
7,330	Abbott Laboratories	Morgan Stanley	710
(4,436)	Abbott Laboratories	Morgan Stanley	(1,065)
(1,938)	AbbVie Inc	Bank of America Merrill Lynch	15,291
(5,327)	AbbVie Inc	Barclays Bank	2,397
(7,103)	AbbVie Inc	Goldman Sachs	56,043
(6,559)	AbbVie Inc	HSBC	22,169
(1,248)	AbbVie Inc	Morgan Stanley	562
(20,449)	Abercrombie & Fitch Co 'A'	Barclays Bank	123,307
(3,307)	Abercrombie & Fitch Co 'A'	HSBC	42,391
(604)	ABIOMED Inc	Bank of America Merrill Lynch	(12,075)
(771)	ABIOMED Inc	Barclays Bank	(8,242)
(525)	ABIOMED Inc	Goldman Sachs	(3,213)
(3,460)	ABIOMED Inc	HSBC	(89,187)
(222)	ABIOMED Inc	Morgan Stanley	(2,373)
(2,231)	ABM Industries Inc	Bank of America Merrill Lynch	(6,358)
(1,587)	ABM Industries Inc	Barclays Bank	(72)
(20,992)	ABM Industries Inc	Goldman Sachs	(59,827)
6,251	Absci Corp	Barclays Bank	2,375
(23,628)	Acacia Research Corp	Bank of America Merrill Lynch	(6,130)
(32,199)	Acacia Research Corp	Barclays Bank	(13,041)
(23,898)	Acacia Research Corp	Goldman Sachs	(7,767)
(47,759)	Acacia Research Corp	HSBC	(11,892)
(46,109)	Acacia Research Corp	Morgan Stanley	(18,674)
814	Academy Sports & Outdoors Inc	Bank of America Merrill Lynch	1,739
16,755	Academy Sports & Outdoors Inc	Barclays Bank	46,244
4,442	Academy Sports & Outdoors Inc	Goldman Sachs	(13,726)
7,125	Academy Sports & Outdoors Inc	HSBC	20,586
5,475	Academy Sports & Outdoors Inc	Morgan Stanley	15,111
(3,268)	Acadia Healthcare Co Inc	Bank of America Merrill Lynch	(2,778)
(10,614)	Acadia Healthcare Co Inc	Barclays Bank	(15,285)
(5,328)	Acadia Healthcare Co Inc	Goldman Sachs	(4,884)
(13,645)	Acadia Healthcare Co Inc	HSBC	(74,502)
(5,205)	Acadia Healthcare Co Inc	Morgan Stanley	(7,495)
(16,267)	ACADIA Pharmaceuticals Inc	Bank of America Merrill Lynch	(1,789)

保有高	銘柄	取引相手	未実現純評価益 /(損) (米ドル)
	米国(続き)		
(11,032)	ACADIA Pharmaceuticals Inc	Goldman Sachs	(1,214)
7,211	Acadia Realty Trust (REIT)	Bank of America Merrill Lynch	288
41,400	Acadia Realty Trust (REIT)	Barclays Bank	65,826
32,707	Acadia Realty Trust (REIT)	Goldman Sachs	1,308
87,502	Acadia Realty Trust (REIT)	HSBC	40,251
14,498	Acadia Realty Trust (REIT)	Morgan Stanley	23,052
4,969	Accel Entertainment Inc	Bank of America Merrill Lynch	795
41,867	Accel Entertainment Inc	Barclays Bank	12,979
21,191	Accel Entertainment Inc	Goldman Sachs	3,391
15,519	Accel Entertainment Inc	HSBC	6,052
14,818	Accel Entertainment Inc	Morgan Stanley	4,594
(2,843)	Accelerate Diagnostics Inc	Bank of America Merrill Lynch	42
(25,872)	Accelerate Diagnostics Inc	Barclays Bank	(380)
(245)	Accelerate Diagnostics Inc	Goldman Sachs	4
581	Accenture Plc 'A'	Bank of America Merrill Lynch	8,134
(823)	Accenture Plc 'A'	Bank of America Merrill Lynch	(16,812)
1,503	Accenture Plc 'A'	Barclays Bank	32,017
2,617	Accenture Plc 'A'	Goldman Sachs	34,605
1,143	Accenture Plc 'A'	HSBC	13,500
2,113	Accenture Plc 'A'	Morgan Stanley	35,456
22,208	ACCO Brands Corp	Barclays Bank	5,552
84,979	ACCO Brands Corp	Goldman Sachs	850
84,545	ACCO Brands Corp	HSBC	17,754
10,389	Accolade Inc	Barclays Bank	831
11,003	Accolade Inc	Goldman Sachs	2,311
3,604	Accolade Inc	HSBC	2,883
21,376	Accuray Inc	Barclays Bank	(1,176)
53,767	Accuray Inc	Goldman Sachs	(5,108)
9,542	Accuray Inc	HSBC	716
97,795	Accuray Inc	Morgan Stanley	(5,379)
(80,572)	AcelRx Pharmaceuticals Inc	Barclays Bank	2,264
(7,890)	AcelRx Pharmaceuticals Inc	Goldman Sachs	(161)
(11,355)	AcelRx Pharmaceuticals Inc	HSBC	(204)
75,838	ACI Worldwide Inc	Barclays Bank	7,584
22,380	ACI Worldwide Inc	Goldman Sachs	19,023
5,496	ACI Worldwide Inc	HSBC	5,184
3,269	ACI Worldwide Inc	Morgan Stanley	327
1,947	Aclaris Therapeutics Inc	Bank of America Merrill Lynch	3,466
3,716	Aclaris Therapeutics Inc	Barclays Bank	2,081
1,456	Aclaris Therapeutics Inc	HSBC	2,417
2,373	Aclaris Therapeutics Inc	Morgan Stanley	1,329
(18,000)	ACNB Corp	Barclays Bank	(12,600)
(14,089)	ACNB Corp	Goldman Sachs	(7,326)
(1,173)	ACNB Corp	HSBC	774
1,323	Actua Corp*	Bank of America Merrill Lynch	(1,244)

保有高	銘柄	取引相手	未実現純評価益 /(損) (米ドル)
	米国(続き)		
(6,239)	Acuity Brands Inc	Barclays Bank	(44,359)
(7,449)	Acuity Brands Inc	Goldman Sachs	(56,911)
(405)	Acuity Brands Inc	Morgan Stanley	(2,880)
5,695	Acumen Pharmaceuticals Inc	Bank of America Merrill Lynch	1,822
6,724	Acumen Pharmaceuticals Inc	Barclays Bank	672
4,817	Acumen Pharmaceuticals Inc	Goldman Sachs	1,541
3,177	Acumen Pharmaceuticals Inc	HSBC	762
4,166	Acumen Pharmaceuticals Inc	Morgan Stanley	417
(2,026)	Acushnet Holdings Corp	Bank of America Merrill Lynch	177
(25,732)	Acushnet Holdings Corp	Barclays Bank	(23,673)
(9,571)	Acushnet Holdings Corp	Goldman Sachs	15,461
(9,551)	Acushnet Holdings Corp	HSBC	12,261
(6,205)	Acushnet Holdings Corp	Morgan Stanley	(6,610)
1,134	Adams Resources & Energy Inc	Barclays Bank	2,835
1,166	Adams Resources & Energy Inc	Goldman Sachs	2,927
7,206	Adams Resources & Energy Inc	HSBC	7,206
3,951	Adams Resources & Energy Inc	Morgan Stanley	9,877
(3,999)	AdaptHealth Corp	Bank of America Merrill Lynch	(6,198)
(20,522)	AdaptHealth Corp	Goldman Sachs	(31,809)
(2,176)	AdaptHealth Corp	HSBC	(14,449)
(7,370)	AdaptHealth Corp	Morgan Stanley	(3,611)
27,190	Adaptive Biotechnologies Corp	Bank of America Merrill Lynch	35
60,962	Adaptive Biotechnologies Corp	Barclays Bank	4,267
58,463	Adaptive Biotechnologies Corp	Goldman Sachs	(7,069)
42,720	Adaptive Biotechnologies Corp	HSBC	31,613
42,230	Adaptive Biotechnologies Corp	Morgan Stanley	2,956
1,634	Addus HomeCare Corp	Bank of America Merrill Lynch	1,127
6,604	Addus HomeCare Corp	Barclays Bank	(5,944)
3,323	Addus HomeCare Corp	Goldman Sachs	2,293
1,010	Addus HomeCare Corp	HSBC	3,554
(6,507)	Adicet Bio Inc	Bank of America Merrill Lynch	10,802
(4,398)	Adicet Bio Inc	Barclays Bank	(1,935)
(2,881)	Adicet Bio Inc	Goldman Sachs	4,782
(1,941)	Adicet Bio Inc	HSBC	2,504
(38,622)	Adient Plc	Barclays Bank	(97,714)
(11,238)	Adient Plc	Goldman Sachs	(43,154)
(12,444)	Adient Plc	HSBC	(40,412)
(6,609)	Adient Plc	Morgan Stanley	(16,875)
103,095	ADMA Biologics Inc	Barclays Bank	1,546
77,870	ADMA Biologics Inc	Goldman Sachs	16,742
5,933	ADMA Biologics Inc	HSBC	3,233
794	Adobe Inc	Barclays Bank	8,178
71	Adobe Inc	Goldman Sachs	1,008
383	Adobe Inc	HSBC	5,407
1,504	Adobe Inc	Morgan Stanley	15,491

保有高	銘柄	取引相手	未実現純評価益 /(損) (米ドル)
	米国(続き)		
(3,805)	ADT Inc	Bank of America Merrill Lynch	(1,826)
36,345	ADT Inc	Barclays Bank	12,357
(16,422)	ADT Inc	Barclays Bank	(5,583)
29,655	ADT Inc	Goldman Sachs	14,234
(18,899)	ADT Inc	Goldman Sachs	(9,072)
17,080	ADT Inc	HSBC	12,639
(23,110)	ADT Inc	Morgan Stanley	(7,857)
(12,011)	Adtalem Global Education Inc	Barclays Bank	(5,165)
(6,853)	Adtalem Global Education Inc	Goldman Sachs	(11,239)
(27,451)	ADTRAN Inc	Barclays Bank	(15,373)
(15,581)	ADTRAN Inc	Goldman Sachs	(21,034)
(9,757)	ADTRAN Inc	HSBC	(11,318)
1,840	Aduro Biotech Holdings Europe BV*	Barclays Bank	4,672
4,665	Aduro Biotech Holdings Europe BV*	Morgan Stanley	11,844
1,716	Advance Auto Parts Inc	Bank of America Merrill Lynch	(6,711)
4,199	Advance Auto Parts Inc	Barclays Bank	31,241
4,057	Advance Auto Parts Inc	Goldman Sachs	(93,351)
4,426	Advance Auto Parts Inc	HSBC	(52,935)
586	Advance Auto Parts Inc	Morgan Stanley	5,800
(1,127)	Advanced Drainage Systems Inc	Bank of America Merrill Lynch	(7,585)
(20,450)	Advanced Drainage Systems Inc	Barclays Bank	20,859
(7,811)	Advanced Drainage Systems Inc	Goldman Sachs	(52,568)
(8,150)	Advanced Drainage Systems Inc	HSBC	(105,054)
(10,628)	Advanced Emissions Solutions Inc	Barclays Bank	2,126
(5,462)	Advanced Emissions Solutions Inc	HSBC	2,840
(15,235)	Advanced Emissions Solutions Inc	Morgan Stanley	3,047
(384)	Advanced Energy Industries Inc	Bank of America Merrill Lynch	(1,225)
(25,256)	Advanced Energy Industries Inc	Barclays Bank	(118,956)
(17,490)	Advanced Energy Industries Inc	Goldman Sachs	(53,620)
(4,370)	Advanced Energy Industries Inc	HSBC	(22,743)
(6,396)	Advanced Micro Devices Inc	Barclays Bank	(43,307)
6,765	Advanced Micro Devices Inc	Goldman Sachs	48,573
(2,169)	AdvanSix Inc	Barclays Bank	(3,523)
(7,619)	AdvanSix Inc	Goldman Sachs	(1,067)
(2,020)	AdvanSix Inc	HSBC	(2,002)
(1,449)	AdvanSix Inc	Morgan Stanley	(2,492)
4,610	Advantage Solutions Inc	Bank of America Merrill Lynch	(115)
17,540	Advantage Solutions Inc	Barclays Bank	(263)
8,149	Advantage Solutions Inc	Goldman Sachs	(204)
24,889	Advantage Solutions Inc	HSBC	(15,307)
(13,221)	Advent Technologies Holdings Inc	Barclays Bank	(264)
(30,239)	Advent Technologies Holdings Inc	Goldman Sachs	3,931
(15,253)	Advent Technologies Holdings Inc	Morgan Stanley	(305)
(47,868)	Adverum Biotechnologies Inc	Goldman Sachs	(3,839)
26,976	AECOM	Bank of America Merrill Lynch	80,068

保有高	銘柄	取引相手	未実現純評価益 /(損) (米ドル)
	米国(続き)		
6,794	AECOM	Barclays Bank	11,686
20,199	AECOM	Goldman Sachs	55,755
7,945	AECOM	HSBC	38,043
7,792	AECOM	Morgan Stanley	13,402
8,659	Aeglea BioTherapeutics Inc	Goldman Sachs	1,039
19,844	Aeglea BioTherapeutics Inc	Morgan Stanley	992
(1,724)	Aehr Test Systems	Bank of America Merrill Lynch	(724)
(14,935)	Aehr Test Systems	HSBC	(16,621)
(6,117)	Aehr Test Systems	Morgan Stanley	(2,141)
(1,422)	Aemetis Inc	Bank of America Merrill Lynch	(1,180)
(2,425)	Aemetis Inc	Barclays Bank	(1,916)
(8,268)	Aemetis Inc	HSBC	(165)
(7,415)	Aemetis Inc	Morgan Stanley	(5,858)
(4,647)	AerCap Holdings NV	Morgan Stanley	(2,556)
2,486	Aerie Pharmaceuticals Inc	Barclays Bank	(2,697)
7,640	Aerie Pharmaceuticals Inc	Goldman Sachs	(11,422)
16,019	Aerie Pharmaceuticals Inc	HSBC	(6,488)
3,563	Aerovate Therapeutics Inc	Barclays Bank	3,937
1,315	Aerovate Therapeutics Inc	HSBC	2,978
889	Aerovate Therapeutics Inc	Morgan Stanley	982
(5,491)	AeroVironment Inc	Goldman Sachs	(81,267)
(1,271)	AerSale Corp	Bank of America Merrill Lynch	-
(8,569)	AerSale Corp	Barclays Bank	1,285
(1,961)	AerSale Corp	Goldman Sachs	-
(1,776)	AES Corp	Bank of America Merrill Lynch	(2,849)
(31,494)	AES Corp	Barclays Bank	(34,643)
12,249	AES Corp	Barclays Bank	13,474
(58,440)	AES Corp	Goldman Sachs	(124,883)
35,906	AES Corp	Goldman Sachs	77,916
(20,765)	AES Corp	Morgan Stanley	(22,842)
5,708	AES Corp	Morgan Stanley	6,279
(11,522)	AEye Inc	HSBC	(12,559)
(23,595)	AEye Inc	Morgan Stanley	(15,573)
(1,136)	Affiliated Managers Group Inc	Bank of America Merrill Lynch	(10,690)
3,144	Affiliated Managers Group Inc	Barclays Bank	18,109
(5,244)	Affiliated Managers Group Inc	Barclays Bank	(30,205)
766	Affiliated Managers Group Inc	HSBC	5,921
(1,438)	Affiliated Managers Group Inc	HSBC	(11,116)
(724)	Affiliated Managers Group Inc	Morgan Stanley	(4,170)
8,639	Affimed NV	Barclays Bank	(950)
24,812	Affimed NV	Goldman Sachs	(2,977)
9,086	Affimed NV	HSBC	1,090
(3,030)	Affirm Holdings Inc	Bank of America Merrill Lynch	(20,301)
(1,731)	Affirm Holdings Inc	Barclays Bank	(8,880)
(9,117)	Affirm Holdings Inc	Goldman Sachs	(59,077)

保有高	銘柄	取引相手	未実現純評価益 /(損) (米ドル)
	米国(続き)		
(2,333)	Affirm Holdings Inc	Morgan Stanley	(11,968)
2,010	Aflac Inc	Bank of America Merrill Lynch	5,002
(57,650)	Aflac Inc	Barclays Bank	(184,480)
2,635	Aflac Inc	Barclays Bank	8,432
(102,204)	Aflac Inc	Goldman Sachs	(361,802)
6,007	Aflac Inc	Goldman Sachs	21,265
16,879	Aflac Inc	HSBC	33,696
41,328	AG Mortgage Investment Trust Inc (REIT)	Barclays Bank	13,225
11,758	AG Mortgage Investment Trust Inc (REIT)	Goldman Sachs	3,175
11,172	AG Mortgage Investment Trust Inc (REIT)	HSBC	8,379
(1,389)	AGCO Corp	Bank of America Merrill Lynch	(6,357)
(2,265)	AGCO Corp	Barclays Bank	(18,800)
4,137	AGCO Corp	Goldman Sachs	20,106
(912)	AGCO Corp	Goldman Sachs	(4,432)
3,705	AGCO Corp	HSBC	23,416
(4,703)	AGCO Corp	HSBC	(24,041)
7,204	AGCO Corp	Morgan Stanley	59,793
(5,229)	AgEagle Aerial Systems Inc	Barclays Bank	33
(28,647)	AgEagle Aerial Systems Inc	Goldman Sachs	(2,398)
(7,981)	AgEagle Aerial Systems Inc	Morgan Stanley	50
33,689	Agenus Inc	Bank of America Merrill Lynch	3,874
32,365	Agenus Inc	Barclays Bank	4,046
20,058	Agenus Inc	Goldman Sachs	2,307
15,371	Agenus Inc	HSBC	1,350
15,144	Agilent Technologies Inc	Barclays Bank	47,855
22,970	Agilent Technologies Inc	Goldman Sachs	201,368
18,661	Agilent Technologies Inc	HSBC	299,136
(5,833)	Agiliti Inc	Bank of America Merrill Lynch	(5,716)
(13,192)	Agiliti Inc	Barclays Bank	(6,860)
(5,263)	Agiliti Inc	Goldman Sachs	(5,158)
(1,360)	Agiliti Inc	HSBC	(435)
(1,658)	agilon health Inc	Bank of America Merrill Lynch	(796)
(28,367)	agilon health Inc	Barclays Bank	(13,616)
(11,045)	agilon health Inc	Goldman Sachs	(4,531)
(4,779)	agilon health Inc	HSBC	(14,528)
(932)	agilon health Inc	Morgan Stanley	(447)
(8,009)	Agilysys Inc	Barclays Bank	(13,695)
(3,714)	Agilysys Inc	Goldman Sachs	(16,416)
(1,359)	Agilysys Inc	HSBC	(9,472)
(12,916)	Agilysys Inc	Morgan Stanley	(22,086)
2,604	Agios Pharmaceuticals Inc	Bank of America Merrill Lynch	(6,276)
2,510	Agios Pharmaceuticals Inc	Barclays Bank	149
10,984	Agios Pharmaceuticals Inc	Goldman Sachs	(22,057)
9,999	Agios Pharmaceuticals Inc	HSBC	(6,143)
3,295	Agios Pharmaceuticals Inc	Morgan Stanley	(4,481)

保有高	銘柄	取引相手	未実現純評価益 /(損) (米ドル)
	米国(続き)		
(41,204)	AGNC Investment Corp (REIT)	Bank of America Merrill Lynch	(684)
(139,287)	AGNC Investment Corp (REIT)	Barclays Bank	(37,608)
(136,050)	AGNC Investment Corp (REIT)	Goldman Sachs	2,721
(69,691)	AGNC Investment Corp (REIT)	HSBC	(697)
(7,865)	AGNC Investment Corp (REIT)	Morgan Stanley	(2,124)
(7,689)	Agree Realty Corp (REIT)	Bank of America Merrill Lynch	(6)
1,085	Agree Realty Corp (REIT)	Bank of America Merrill Lynch	873
(38,012)	Agree Realty Corp (REIT)	Barclays Bank	(5,522)
16,448	Agree Realty Corp (REIT)	Barclays Bank	4,441
(2,457)	Agree Realty Corp (REIT)	Goldman Sachs	(1,042)
(14,798)	Agree Realty Corp (REIT)	HSBC	(4,324)
38,798	Agree Realty Corp (REIT)	HSBC	68,147
(8,702)	Agree Realty Corp (REIT)	Morgan Stanley	79
17,625	AgroFresh Solutions Inc	Bank of America Merrill Lynch	2,996
13,542	AgroFresh Solutions Inc	Barclays Bank	(677)
15,968	AgroFresh Solutions Inc	Goldman Sachs	2,715
27,665	AgroFresh Solutions Inc	Morgan Stanley	(1,383)
(7,509)	Air Lease Corp	Bank of America Merrill Lynch	(12,248)
(1,448)	Air Lease Corp	Barclays Bank	(1,173)
(29,897)	Air Lease Corp	Goldman Sachs	(50,227)
(674)	Air Lease Corp	HSBC	(1,534)
(9,937)	Air Lease Corp	Morgan Stanley	(8,049)
(4,143)	Air Products & Chemicals Inc	Barclays Bank	(38,240)
(6,645)	Air Products & Chemicals Inc	Goldman Sachs	(93,624)
(4,640)	Air Products & Chemicals Inc	HSBC	(60,987)
(1,703)	Air Products & Chemicals Inc	Morgan Stanley	(15,719)
(745)	Air Transport Services Group Inc	Bank of America Merrill Lynch	363
(6,050)	Air Transport Services Group Inc	Barclays Bank	(7,502)
(11,856)	Air Transport Services Group Inc	Goldman Sachs	(8,916)
(22,738)	Air Transport Services Group Inc	HSBC	(9,550)
(1,290)	Air Transport Services Group Inc	Morgan Stanley	(1,600)
(4,807)	Airbnb Inc 'A'	Bank of America Merrill Lynch	(18,363)
(592)	Airbnb Inc 'A'	Barclays Bank	(2,948)
(3,108)	Airbnb Inc 'A'	Goldman Sachs	(11,873)
(3,532)	Airbnb Inc 'A'	HSBC	(670)
(1,193)	Airbnb Inc 'A'	Morgan Stanley	(5,941)
(6,303)	Airgain Inc	Bank of America Merrill Lynch	252
(4,677)	Airgain Inc	Barclays Bank	702
(30,288)	Airgain Inc	Goldman Sachs	1,212
13,330	AirSculpt Technologies Inc	Barclays Bank	8,531
5,191	AirSculpt Technologies Inc	Goldman Sachs	7,475
1,290	AirSculpt Technologies Inc	Morgan Stanley	826
9,393	aka Brands Holding Corp	HSBC	3,851
11,588	aka Brands Holding Corp	Morgan Stanley	4,751
(374)	Akamai Technologies Inc	Bank of America Merrill Lynch	41

保有高	銘柄	取引相手	未実現純評価益 /(損) (米ドル)
	米国(続き)		
(3,657)	Akamai Technologies Inc	Barclays Bank	(6,034)
(10,038)	Akamai Technologies Inc	Goldman Sachs	(18,028)
(4,769)	Akamai Technologies Inc	HSBC	(11,226)
(7,379)	Akamai Technologies Inc	Morgan Stanley	(12,175)
4,700	Akazoo SA*	Bank of America Merrill Lynch	(5,452)
5,417	Akazoo SA*	Barclays Bank	(6,284)
11,200	Akazoo SA*	Goldman Sachs	(12,992)
7,099	Akazoo SA*	Morgan Stanley	(71)
807	Akero Therapeutics Inc	Bank of America Merrill Lynch	(428)
5,993	Akero Therapeutics Inc	Barclays Bank	1,618
9,378	Akero Therapeutics Inc	Goldman Sachs	(2,384)
10,805	Akero Therapeutics Inc	HSBC	(13,722)
5,927	Akero Therapeutics Inc	Morgan Stanley	2,178
5,236	Akouos Inc	Bank of America Merrill Lynch	(2,147)
12,743	Akouos Inc	Barclays Bank	(382)
5,559	Akouos Inc	HSBC	(56)
1,501	Akouos Inc	Morgan Stanley	(45)
(18,182)	Akoustis Technologies Inc	Bank of America Merrill Lynch	(6,546)
(70,854)	Akoustis Technologies Inc	Barclays Bank	(41,804)
(4,969)	Akoustis Technologies Inc	HSBC	(1,391)
(9,494)	Akoustis Technologies Inc	Morgan Stanley	(5,601)
5,762	Akoya Biosciences Inc	Bank of America Merrill Lynch	13,656
5,860	Akoya Biosciences Inc	Barclays Bank	5,508
7,363	Akoya Biosciences Inc	Goldman Sachs	17,450
7,034	Akoya Biosciences Inc	Morgan Stanley	6,612
(3,453)	Alamo Group Inc	Barclays Bank	(14,844)
(6,110)	Alamo Group Inc	Goldman Sachs	(20,215)
(118)	Alamo Group Inc	HSBC	(214)
(434)	Alamo Group Inc	Morgan Stanley	(1,669)
5,913	Alarm.com Holdings Inc	Barclays Bank	10,525
10,216	Alarm.com Holdings Inc	Goldman Sachs	67,732
6,879	Alarm.com Holdings Inc	HSBC	54,550
26,863	Alaska Air Group Inc	Bank of America Merrill Lynch	47,796
15,178	Alaska Air Group Inc	Barclays Bank	15,785
(11,624)	Alaska Air Group Inc	Barclays Bank	(12,089)
26,242	Alaska Air Group Inc	Goldman Sachs	46,281
(12,855)	Alaska Air Group Inc	Goldman Sachs	(24,425)
210	Alaska Air Group Inc	HSBC	16
(9,111)	Alaska Air Group Inc	HSBC	(2,096)
2,658	Alaska Air Group Inc	Morgan Stanley	2,764
(216,181)	Alaunos Therapeutics Inc	Barclays Bank	(9,771)
(7,158)	Albany International Corp 'A'	Bank of America Merrill Lynch	(20,202)
(9,287)	Albany International Corp 'A'	Barclays Bank	(17,181)
(3,221)	Albany International Corp 'A'	Goldman Sachs	(9,019)
(2,302)	Albany International Corp 'A'	HSBC	(10,709)

保有高	銘柄	取引相手	未実現純評価益 /(損) (米ドル)
	米国(続き)		
(2,432)	Albany International Corp 'A'	Morgan Stanley	(4,499)
(4,649)	Albemarle Corp	Barclays Bank	(78,243)
(1,476)	Albemarle Corp	Goldman Sachs	(49,372)
5,786	Albertsons Cos Inc	Bank of America Merrill Lynch	6,317
11,545	Albertsons Cos Inc	Barclays Bank	23,436
19,421	Albertsons Cos Inc	Goldman Sachs	7,963
1,610	Albertsons Cos Inc	Morgan Stanley	3,268
(996)	Albireo Pharma Inc	Barclays Bank	1,325
(6,425)	Albireo Pharma Inc	Goldman Sachs	41,177
(4,690)	Albireo Pharma Inc	HSBC	43,289
(2,246)	Alcoa Corp	Bank of America Merrill Lynch	(4,590)
(6,537)	Alcoa Corp	Goldman Sachs	(14,764)
(2,986)	Alcoa Corp	Morgan Stanley	(4,509)
(5,444)	Aldeyra Therapeutics Inc	Bank of America Merrill Lynch	(2,994)
(30,075)	Aldeyra Therapeutics Inc	Barclays Bank	(6,617)
(25,214)	Aldeyra Therapeutics Inc	Goldman Sachs	(13,868)
(6,996)	Aldeyra Therapeutics Inc	HSBC	(4,058)
16,589	Alector Inc	Bank of America Merrill Lynch	6,347
12,867	Alector Inc	Barclays Bank	(2,316)
12,126	Alector Inc	Goldman Sachs	5,214
4,389	Alector Inc	HSBC	4,916
3,137	Alector Inc	Morgan Stanley	(565)
18,311	Alerus Financial Corp	Barclays Bank	(6,592)
15,325	Alerus Financial Corp	Goldman Sachs	9,808
24,447	Alerus Financial Corp	HSBC	(16,379)
15,657	Alerus Financial Corp	Morgan Stanley	(5,637)
8,122	Alexander & Baldwin Inc (REIT)	Bank of America Merrill Lynch	(5,442)
41,930	Alexander & Baldwin Inc (REIT)	Barclays Bank	1,766
31,541	Alexander & Baldwin Inc (REIT)	Goldman Sachs	(20,565)
12,920	Alexander & Baldwin Inc (REIT)	HSBC	(6,041)
14,008	Alexander & Baldwin Inc (REIT)	Morgan Stanley	700
(2,550)	Alexander 's Inc (REIT)	Bank of America Merrill Lynch	(27,489)
(6,906)	Alexander 's Inc (REIT)	Barclays Bank	(82,734)
(5,334)	Alexander 's Inc (REIT)	Goldman Sachs	(57,501)
(2,048)	Alexander 's Inc (REIT)	HSBC	(14,973)
(3,280)	Alexander 's Inc (REIT)	Morgan Stanley	(39,294)
2,156	Alexandria Real Estate Equities Inc (REIT)	Barclays Bank	12,936
16,217	Alexandria Real Estate Equities Inc (REIT)	Goldman Sachs	31,584
5,980	Alexandria Real Estate Equities Inc (REIT)	HSBC	(629)
3,319	Alexandria Real Estate Equities Inc (REIT)	Morgan Stanley	19,914
1,835	Alico Inc	Bank of America Merrill Lynch	514
5,732	Alico Inc	Barclays Bank	2,809
14,348	Alico Inc	Goldman Sachs	4,017
8,371	Alico Inc	HSBC	27,624
(46,897)	Alight Inc 'A'	Barclays Bank	(8,910)

保有高	銘柄	取引相手	未実現純評価益 /(損) (米ドル)
	米国(続き)		
(106,336)	Alight Inc 'A'	Goldman Sachs	27,648
3	Align Technology Inc	Bank of America Merrill Lynch	11
(1,018)	Align Technology Inc	Barclays Bank	1,028
1,351	Align Technology Inc	Goldman Sachs	4,729
(172)	Align Technology Inc	Goldman Sachs	(1,165)
1,866	Align Technology Inc	HSBC	16,309
507	Align Technology Inc	Morgan Stanley	(512)
(968)	Align Technology Inc	Morgan Stanley	978
4,269	Alignment Healthcare Inc	Bank of America Merrill Lynch	7,684
21,985	Alignment Healthcare Inc	Barclays Bank	9,673
7,229	Alignment Healthcare Inc	Goldman Sachs	13,012
4,797	Alignment Healthcare Inc	Morgan Stanley	2,111
3,141	Aligos Therapeutics Inc	Bank of America Merrill Lynch	471
2,933	Aligos Therapeutics Inc	Barclays Bank	205
1,408	Aligos Therapeutics Inc	Goldman Sachs	211
1,489	Aligos Therapeutics Inc	HSBC	208
7,717	Aligos Therapeutics Inc	Morgan Stanley	540
(13,477)	Alkami Technology Inc	Barclays Bank	(26,145)
(1,770)	Alkami Technology Inc	Goldman Sachs	(1,649)
2,494	Alkermes Plc	Bank of America Merrill Lynch	3,417
(13,745)	Alkermes Plc	Barclays Bank	(13,745)
17,219	Alkermes Plc	Barclays Bank	17,219
23,067	Allakos Inc	Bank of America Merrill Lynch	(7,381)
10,573	Allakos Inc	Barclays Bank	(529)
23,174	Allakos Inc	Goldman Sachs	(7,416)
55,813	Allakos Inc	HSBC	(18,697)
37,213	Allakos Inc	Morgan Stanley	(1,861)
7,128	Allbirds Inc	Bank of America Merrill Lynch	3,555
36,478	Allbirds Inc	Barclays Bank	22,870
15,205	Allbirds Inc	Goldman Sachs	12,012
11,859	Allbirds Inc	Morgan Stanley	7,590
4,553	Allegheny Technologies Inc	Barclays Bank	4,325
4,946	Allegheny Technologies Inc	HSBC	7,518
1,463	Allegheny Technologies Inc	Morgan Stanley	1,390
(3,547)	Allegiance Bancshares Inc	Bank of America Merrill Lynch	(3,607)
(3,272)	Allegiance Bancshares Inc	Barclays Bank	(3,108)
(7,054)	Allegiance Bancshares Inc	Goldman Sachs	(8,656)
(1,784)	Allegiance Bancshares Inc	HSBC	990
(2,165)	Allegiance Bancshares Inc	Morgan Stanley	(2,057)
(519)	Allegiant Travel Co	Bank of America Merrill Lynch	(2,714)
(4,183)	Allegiant Travel Co	Barclays Bank	(20,037)
(14,750)	Allegiant Travel Co	Goldman Sachs	(77,143)
(9,792)	Allegiant Travel Co	HSBC	(53,857)
(778)	Allegion Plc	Bank of America Merrill Lynch	(2,469)
1,246	Allegion Plc	Barclays Bank	3,551

保有高	銘柄	取引相手	未実現純評価益 /(損) (米ドル)
	米国(続き)		
(1,439)	Allegion Plc	Barclays Bank	(4,101)
10,281	Allegion Plc	Goldman Sachs	3,041
(3,113)	Allegion Plc	Goldman Sachs	(2,026)
81	Allegion Plc	HSBC	24
(6,722)	Allegion Plc	HSBC	14,257
3,121	Allegion Plc	Morgan Stanley	8,895
(4,602)	Allegion Plc	Morgan Stanley	(13,116)
7,006	Allegro MicroSystems Inc	Bank of America Merrill Lynch	9,673
29,004	Allegro MicroSystems Inc	Barclays Bank	25,524
18,972	Allegro MicroSystems Inc	Goldman Sachs	30,355
2,969	Allegro MicroSystems Inc	HSBC	3,369
17,927	Allegro MicroSystems Inc	Morgan Stanley	15,776
(10,426)	ALLETE Inc	Bank of America Merrill Lynch	(5,654)
(20,820)	ALLETE Inc	Barclays Bank	(14,566)
(2,382)	ALLETE Inc	Goldman Sachs	(477)
(1,666)	ALLETE Inc	Morgan Stanley	(823)
23,201	Alliant Energy Corp	Barclays Bank	86,772
(26,762)	Alliant Energy Corp	Barclays Bank	(100,090)
38,118	Alliant Energy Corp	Goldman Sachs	147,898
(6,652)	Alliant Energy Corp	Goldman Sachs	(25,810)
28,054	Alliant Energy Corp	HSBC	112,821
14,316	Alliant Energy Corp	Morgan Stanley	47,412
11,123	Allied Motion Technologies Inc	Barclays Bank	21,579
2,524	Allied Motion Technologies Inc	Goldman Sachs	1,540
7,388	Allied Motion Technologies Inc	Morgan Stanley	14,333
36,929	Allison Transmission Holdings Inc	Barclays Bank	49,485
28,064	Allison Transmission Holdings Inc	Goldman Sachs	34,484
12,893	Allison Transmission Holdings Inc	HSBC	9,752
28,975	Allogene Therapeutics Inc	Barclays Bank	14,343
16,869	Allogene Therapeutics Inc	Goldman Sachs	14,760
11,355	Allogene Therapeutics Inc	HSBC	7,097
13,069	Allovir Inc	Bank of America Merrill Lynch	(9,410)
19,860	Allovir Inc	Barclays Bank	(7,547)
8,348	Allovir Inc	Goldman Sachs	(6,011)
14,744	Allovir Inc	HSBC	(7,077)
54,608	Allscripts Healthcare Solutions Inc	Barclays Bank	8,191
23,810	Allstate Corp	Goldman Sachs	183,337
(4,620)	Allstate Corp	Goldman Sachs	(35,574)
6,615	Allstate Corp	HSBC	41,399
(4,582)	Allstate Corp	HSBC	(30,978)
2,907	Allstate Corp	Morgan Stanley	27,006
(40)	Allstate Corp	Morgan Stanley	(372)
7,292	Ally Financial Inc	Barclays Bank	20,928
(5,383)	Ally Financial Inc	Barclays Bank	(15,449)
30,990	Ally Financial Inc	Goldman Sachs	140,385

保有高	銘柄	取引相手	未実現純評価益 /(損) (米ドル)
	米国(続き)		
(20,299)	Ally Financial Inc	Goldman Sachs	(91,954)
19,403	Ally Financial Inc	HSBC	51,612
(82)	Ally Financial Inc	HSBC	(180)
(341)	Alnylam Pharmaceuticals Inc	Bank of America Merrill Lynch	286
(3,034)	Alnylam Pharmaceuticals Inc	Barclays Bank	16,839
(1,818)	Alnylam Pharmaceuticals Inc	Goldman Sachs	2,500
(294)	Alnylam Pharmaceuticals Inc	HSBC	(444)
(591)	Alnylam Pharmaceuticals Inc	Morgan Stanley	3,280
(4,750)	Alpha & Omega Semiconductor Ltd	Barclays Bank	(25,603)
(6,816)	Alpha & Omega Semiconductor Ltd	Goldman Sachs	(44,100)
(10,054)	Alpha & Omega Semiconductor Ltd	HSBC	(98,062)
(1,408)	Alpha Metallurgical Resources Inc	Morgan Stanley	(6,547)
(17,768)	Alpha Pro Tech Ltd	Barclays Bank	3,198
893	Alpha Teknova Inc	HSBC	(1,018)
136	Alphabet Inc 'A'	Bank of America Merrill Lynch	1,110
751	Alphabet Inc 'A'	Goldman Sachs	(11,083)
203	Alphabet Inc 'A'	HSBC	15,588
219	Alphabet Inc 'A'	Morgan Stanley	4,461
(18,542)	Alphatec Holdings Inc	Bank of America Merrill Lynch	3,152
(15,528)	Alphatec Holdings Inc	Barclays Bank	(3,261)
(23,645)	Alphatec Holdings Inc	Goldman Sachs	4,020
(11,792)	Alphatec Holdings Inc	HSBC	3,508
(868)	Alpine Immune Sciences Inc	Bank of America Merrill Lynch	(1,207)
(7,503)	Alpine Immune Sciences Inc	Barclays Bank	(7,353)
8,994	Alta Equipment Group Inc	Bank of America Merrill Lynch	630
9,005	Alta Equipment Group Inc	Barclays Bank	360
11,958	Alta Equipment Group Inc	Goldman Sachs	837
3,934	Alta Equipment Group Inc	HSBC	(3,332)
10,045	Alta Equipment Group Inc	Morgan Stanley	402
1,840	Altair Engineering Inc 'A'	Bank of America Merrill Lynch	3,717
14,874	Altair Engineering Inc 'A'	Barclays Bank	29,302
7,788	Altair Engineering Inc 'A'	Goldman Sachs	15,732
1,418	Altair Engineering Inc 'A'	HSBC	6,650
1,307	Altair Engineering Inc 'A'	Morgan Stanley	2,575
(3,405)	Alteryx Inc 'A'	Bank of America Merrill Lynch	(2,656)
(6,263)	Alteryx Inc 'A'	Barclays Bank	(7,014)
(7,357)	Alteryx Inc 'A'	Goldman Sachs	(5,738)
(4,357)	Alteryx Inc 'A'	HSBC	2,745
(14,775)	Alteryx Inc 'A'	Morgan Stanley	(16,548)
139,939	Altice USA Inc 'A'	Barclays Bank	113,351
(1,002)	Altimmune Inc	Bank of America Merrill Lynch	(230)
(30,152)	Altimmune Inc	Barclays Bank	(5,729)
(12,452)	Altimmune Inc	Goldman Sachs	(2,864)
11,733	Altisource Portfolio Solutions SA	Goldman Sachs	11,264
16,929	Alto Ingredients Inc	Bank of America Merrill Lynch	(4,232)

保有高	銘柄	取引相手	未実現純評価益 /(損) (米ドル)
	米国(続き)		
14,571	Alto Ingredients Inc	Barclays Bank	1,603
6,117	Alto Ingredients Inc	Goldman Sachs	(1,529)
25,853	Alto Ingredients Inc	HSBC	(9,307)
6,186	Altra Industrial Motion Corp	Bank of America Merrill Lynch	8,784
18,112	Altra Industrial Motion Corp	Barclays Bank	47,635
9,327	Altra Industrial Motion Corp	Goldman Sachs	13,866
6,145	Altra Industrial Motion Corp	HSBC	5,162
1,410	Altra Industrial Motion Corp	Morgan Stanley	3,708
7,387	Altria Group Inc	Barclays Bank	12,041
(12,087)	Altria Group Inc	Goldman Sachs	(121)
6,589	Altria Group Inc	HSBC	4,830
18,329	Altria Group Inc	Morgan Stanley	29,876
1,946	Altus Midstream Co 'A'	Barclays Bank	10,294
1,935	Altus Midstream Co 'A'	Goldman Sachs	18,886
1,261	Altus Midstream Co 'A'	HSBC	25,220
54,501	Altus Power Inc	Barclays Bank	14,170
4,050	Altus Power Inc	Goldman Sachs	7,007
2,822	Altus Power Inc	HSBC	5,898
(3,540)	ALX Oncology Holdings Inc	Barclays Bank	2,797
(1,564)	ALX Oncology Holdings Inc	Goldman Sachs	2,987
(5,168)	ALX Oncology Holdings Inc	HSBC	6,723
(33,825)	Amalgamated Financial Corp	Barclays Bank	(9,809)
(1,747)	Amalgamated Financial Corp	Goldman Sachs	(1,467)
(577)	Amalgamated Financial Corp	Morgan Stanley	(167)
(816)	A-Mark Precious Metals Inc	Barclays Bank	(6,740)
(4,364)	A-Mark Precious Metals Inc	Goldman Sachs	(62,814)
(1,214)	A-Mark Precious Metals Inc	Morgan Stanley	(10,028)
(224)	Amazon.com Inc	Barclays Bank	(41,438)
(1,166)	Amazon.com Inc	Goldman Sachs	(222,626)
(184)	Amazon.com Inc	HSBC	(27,883)
(57)	Amazon.com Inc	Morgan Stanley	(10,544)
(9,211)	Ambac Financial Group Inc	Barclays Bank	(6,632)
(3,779)	Ambac Financial Group Inc	Morgan Stanley	(2,721)
100	Ambarella Inc	Bank of America Merrill Lynch	942
2,581	Ambarella Inc	Barclays Bank	21,990
4,173	Ambarella Inc	Goldman Sachs	39,309
4,411	Ambarella Inc	HSBC	75,737
1,445	Ambarella Inc	Morgan Stanley	12,311
(14,502)	AMC Entertainment Holdings Inc 'A'	Barclays Bank	(41,041)
24,416	AMC Entertainment Holdings Inc 'A'	HSBC	78,800
5,090	AMC Networks Inc 'A'	Goldman Sachs	16,110
5,154	AMC Networks Inc 'A'	HSBC	39,248
(23,212)	Ancor Plc	Barclays Bank	(1,161)
84,773	Ancor Plc	Goldman Sachs	13,564
(108,312)	Ancor Plc	Goldman Sachs	(12,755)

保有高	銘柄	取引相手	未実現純評価益 /(損) (米ドル)
	米国(続き)		
17,439	Ancor Plc	HSBC	8,545
(23,171)	Ancor Plc	HSBC	(12,753)
(4,729)	Amdocs Ltd	Bank of America Merrill Lynch	(4,448)
(10,574)	Amdocs Ltd	Barclays Bank	(12,251)
(9,072)	Amdocs Ltd	Goldman Sachs	(19,006)
(6,172)	Amdocs Ltd	HSBC	(38,646)
(3,830)	Amdocs Ltd	Morgan Stanley	(3,923)
363	Amedisys Inc	Bank of America Merrill Lynch	(2,334)
(903)	Amedisys Inc	Barclays Bank	6,809
259	Amedisys Inc	Barclays Bank	(1,953)
(4,272)	Amedisys Inc	HSBC	(854)
977	Amedisys Inc	HSBC	(6,692)
1,954	Amedisys Inc	Morgan Stanley	(14,733)
(22,188)	Amerant Bancorp Inc	Barclays Bank	(17,085)
(14,740)	Amerant Bancorp Inc	Goldman Sachs	(7,135)
(12,429)	Amerant Bancorp Inc	HSBC	(13,608)
(3,431)	AMERCO	Barclays Bank	76,854
(3,851)	AMERCO	Goldman Sachs	112,796
(3,930)	AMERCO	HSBC	143,681
(319)	AMERCO	Morgan Stanley	7,146
6,067	Ameren Corp	Bank of America Merrill Lynch	12,801
12,966	Ameren Corp	Barclays Bank	24,117
39,310	Ameren Corp	Goldman Sachs	86,756
7,409	Ameren Corp	HSBC	11,596
58,480	Ameren Corp	Morgan Stanley	94,203
1,814	Ameresco Inc 'A'	Barclays Bank	10,485
3,689	Ameresco Inc 'A'	Goldman Sachs	42,239
(23,053)	America First Multifamily Investors LP	Goldman Sachs	(20,131)
2,413	American Airlines Group Inc	Bank of America Merrill Lynch	4,652
106,584	American Airlines Group Inc	Barclays Bank	107,223
29,480	American Airlines Group Inc	Goldman Sachs	36,555
60,357	American Airlines Group Inc	HSBC	88,724
64,691	American Airlines Group Inc	Morgan Stanley	67,279
10,789	American Assets Trust Inc (REIT)	Bank of America Merrill Lynch	8,631
27,079	American Assets Trust Inc (REIT)	Barclays Bank	36,827
11,759	American Assets Trust Inc (REIT)	Goldman Sachs	9,407
36,339	American Assets Trust Inc (REIT)	HSBC	17,079
38,632	American Assets Trust Inc (REIT)	Morgan Stanley	52,540
(3,203)	American Axle & Manufacturing Holdings Inc	Goldman Sachs	(2,045)
(17,502)	American Axle & Manufacturing Holdings Inc	HSBC	(21,352)
(20,966)	American Axle & Manufacturing Holdings Inc	Morgan Stanley	(14,467)
67,410	American Eagle Outfitters Inc	Bank of America Merrill Lynch	(152,010)
47,180	American Eagle Outfitters Inc	Barclays Bank	(50,718)
63,565	American Eagle Outfitters Inc	Goldman Sachs	(143,339)
51,297	American Eagle Outfitters Inc	HSBC	(110,374)

保有高	銘柄	取引相手	未実現純評価益 /(損) (米ドル)
	米国(続き)		
19,248	American Eagle Outfitters Inc	Morgan Stanley	(20,691)
(42,046)	American Electric Power Co Inc	Barclays Bank	(63,069)
(15,974)	American Electric Power Co Inc	Goldman Sachs	(38,019)
(31,764)	American Electric Power Co Inc	HSBC	(66,070)
(9,654)	American Electric Power Co Inc	Morgan Stanley	(14,481)
(2,250)	American Equity Investment Life Holding Co	Bank of America Merrill Lynch	(11,318)
(32,629)	American Equity Investment Life Holding Co	Barclays Bank	(53,838)
(18,448)	American Equity Investment Life Holding Co	Goldman Sachs	(92,793)
(8,369)	American Equity Investment Life Holding Co	HSBC	(44,774)
(2,899)	American Equity Investment Life Holding Co	Morgan Stanley	(4,783)
6,009	American Express Co	Barclays Bank	61,472
13,664	American Express Co	Goldman Sachs	175,446
2,829	American Express Co	HSBC	23,339
4,067	American Express Co	Morgan Stanley	41,605
4,386	American Finance Trust Inc (REIT)	Bank of America Merrill Lynch	2,719
70,255	American Finance Trust Inc (REIT)	Barclays Bank	20,374
40,436	American Finance Trust Inc (REIT)	Goldman Sachs	25,070
11,097	American Finance Trust Inc (REIT)	HSBC	8,878
(306)	American Financial Group Inc	Bank of America Merrill Lynch	2,282
(2,325)	American Financial Group Inc	Barclays Bank	(11,741)
(800)	American Financial Group Inc	Goldman Sachs	3,511
(8,997)	American Financial Group Inc	HSBC	25,370
(3,127)	American Financial Group Inc	Morgan Stanley	(14,112)
96,808	American Homes 4 Rent 'A' (REIT)	Barclays Bank	64,861
55,550	American Homes 4 Rent 'A' (REIT)	Goldman Sachs	29,997
(17,429)	American Homes 4 Rent 'A' (REIT)	Goldman Sachs	(9,412)
13,152	American Homes 4 Rent 'A' (REIT)	HSBC	27,225
1,610	American Homes 4 Rent 'A' (REIT)	Morgan Stanley	1,079
(14,878)	American International Group Inc	Bank of America Merrill Lynch	1,041
(48,540)	American International Group Inc	Barclays Bank	(80,701)
(38,797)	American International Group Inc	Goldman Sachs	2,715
(4,985)	American International Group Inc	HSBC	382
(10,396)	American International Group Inc	Morgan Stanley	(17,049)
2,168	American National Bankshares Inc	Bank of America Merrill Lynch	2,558
1,779	American National Bankshares Inc	Barclays Bank	1,245
7,358	American National Bankshares Inc	Goldman Sachs	8,682
906	American National Bankshares Inc	HSBC	308
(6,099)	American Outdoor Brands Inc	Barclays Bank	(4,330)
(6,459)	American Public Education Inc	Barclays Bank	(4,909)
(20,108)	American Public Education Inc	Goldman Sachs	(12,668)
(4,830)	American Public Education Inc	HSBC	19,127
(2,026)	American Realty Investors Inc	Barclays Bank	912
(38,523)	American Software Inc 'A'	Barclays Bank	(19,647)
(20,249)	American Software Inc 'A'	Goldman Sachs	(25,716)
(3,228)	American States Water Co	Bank of America Merrill Lynch	(2,356)

保有高	銘柄	取引相手	未実現純評価益 /(損) (米ドル)
	米国(続き)		
(6,500)	American States Water Co	Barclays Bank	4,355
(15,891)	American States Water Co	Goldman Sachs	(11,600)
(14,443)	American States Water Co	HSBC	(30,186)
(9,544)	American Superconductor Corp	Morgan Stanley	(2,004)
1,616	American Tower Corp (REIT)	Barclays Bank	13,542
11,767	American Tower Corp (REIT)	Goldman Sachs	320,780
1,556	American Tower Corp (REIT)	HSBC	38,714
1,756	American Tower Corp (REIT)	Morgan Stanley	14,715
5,851	American Vanguard Corp	Bank of America Merrill Lynch	15,004
6,147	American Vanguard Corp	Barclays Bank	9,341
17,188	American Vanguard Corp	Goldman Sachs	47,783
7,266	American Vanguard Corp	HSBC	25,109
2,186	American Vanguard Corp	Morgan Stanley	3,235
19,593	American Water Works Co Inc	Bank of America Merrill Lynch	60,814
3,474	American Water Works Co Inc	Barclays Bank	2,536
18,913	American Water Works Co Inc	Goldman Sachs	59,008
5,272	American Water Works Co Inc	HSBC	17,398
5,453	American Water Works Co Inc	Morgan Stanley	3,981
49,562	American Well Corp 'A'	Bank of America Merrill Lynch	30,481
61,204	American Well Corp 'A'	Barclays Bank	31,520
41,552	American Well Corp 'A'	Goldman Sachs	25,554
30,791	American Well Corp 'A'	HSBC	30,021
34,868	American Well Corp 'A'	Morgan Stanley	17,957
(5,591)	American Woodmark Corp	Barclays Bank	(16,382)
(16,672)	American Woodmark Corp	Goldman Sachs	(62,187)
(2,878)	American Woodmark Corp	HSBC	(10,390)
(1,363)	America's Car-Mart Inc	Bank of America Merrill Lynch	(39,036)
(3,633)	America's Car-Mart Inc	Barclays Bank	(117,387)
(2,362)	America's Car-Mart Inc	Goldman Sachs	(69,040)
(1,341)	America's Car-Mart Inc	HSBC	(37,969)
(360)	America's Car-Mart Inc	Morgan Stanley	(12,229)
(51,255)	Americold Realty Trust Inc	Barclays Bank	(115,836)
(86,589)	Americold Realty Trust Inc	Goldman Sachs	(140,921)
(67,805)	Americold Realty Trust Inc	HSBC	(147,565)
1,955	Ameriprise Financial Inc	Bank of America Merrill Lynch	25,483
1,513	Ameriprise Financial Inc	Barclays Bank	19,412
6,674	Ameriprise Financial Inc	Goldman Sachs	102,179
4,056	Ameriprise Financial Inc	HSBC	67,425
4,498	Ameriprise Financial Inc	Morgan Stanley	57,710
(6,303)	Ameris Bancorp	Bank of America Merrill Lynch	(11,426)
(8,803)	Ameris Bancorp	Barclays Bank	(15,053)
(5,584)	Ameris Bancorp	Goldman Sachs	(8,386)
(8,496)	Ameris Bancorp	HSBC	(19,576)
(3,877)	Ameris Bancorp	Morgan Stanley	(6,630)
(19,985)	AMERISAFE Inc	Barclays Bank	(29,578)

保有高	銘柄	取引相手	未実現純評価益 /(損) (米ドル)
	米国(続き)		
(5,040)	AMERISAFE Inc	Goldman Sachs	(9,576)
(3,708)	AMERISAFE Inc	HSBC	(4,264)
7,142	AmerisourceBergen Corp	Bank of America Merrill Lynch	1,499
20,821	AmerisourceBergen Corp	Barclays Bank	36,645
21,988	AmerisourceBergen Corp	Goldman Sachs	8,682
5,292	AmerisourceBergen Corp	HSBC	(15,135)
17,844	AmerisourceBergen Corp	Morgan Stanley	31,406
(7,958)	Ames National Corp	Bank of America Merrill Lynch	3,342
(12,370)	Ames National Corp	Barclays Bank	3,093
(17,733)	Ames National Corp	Goldman Sachs	7,448
(635)	Ames National Corp	HSBC	445
(4,150)	Ames National Corp	Morgan Stanley	1,038
13,416	AMETEK Inc	Barclays Bank	14,109
22,349	AMETEK Inc	Goldman Sachs	1,988
22,137	AMETEK Inc	HSBC	(38,961)
6,432	AMETEK Inc	Morgan Stanley	6,046
11,792	Amgen Inc	Goldman Sachs	87,968
(385)	Amgen Inc	Goldman Sachs	(2,872)
(295)	Amgen Inc	HSBC	(3,567)
(407)	Amgen Inc	Morgan Stanley	(932)
(21,893)	Amicus Therapeutics Inc	Barclays Bank	2,299
(12,195)	Amicus Therapeutics Inc	HSBC	(14,903)
(12,400)	Amicus Therapeutics Inc	Morgan Stanley	1,302
5,978	Amkor Technology Inc	Bank of America Merrill Lynch	7,668
17,049	Amkor Technology Inc	Barclays Bank	18,072
(1,613)	Amkor Technology Inc	Barclays Bank	(1,710)
36,039	Amkor Technology Inc	Goldman Sachs	38,372
(9,642)	Amkor Technology Inc	Goldman Sachs	(7,166)
26,254	Amkor Technology Inc	HSBC	42,489
8,217	Amkor Technology Inc	Morgan Stanley	8,710
(2,681)	Amkor Technology Inc	Morgan Stanley	(2,842)
(52,634)	AMMO Inc	Bank of America Merrill Lynch	(32,107)
(59,140)	AMMO Inc	Barclays Bank	(27,796)
(52,952)	AMMO Inc	Morgan Stanley	(24,887)
2,726	AMN Healthcare Services Inc	Bank of America Merrill Lynch	7,818
18,154	AMN Healthcare Services Inc	Barclays Bank	87,502
968	AMN Healthcare Services Inc	Goldman Sachs	3,311
1,241	AMN Healthcare Services Inc	HSBC	5,125
4,510	AMN Healthcare Services Inc	Morgan Stanley	21,837
34,890	Amneal Pharmaceuticals Inc	Barclays Bank	5,582
37,569	Amneal Pharmaceuticals Inc	Goldman Sachs	3,006
48,107	Amneal Pharmaceuticals Inc	HSBC	18,762
5,256	Amneal Pharmaceuticals Inc	Morgan Stanley	841
8,782	Amphastar Pharmaceuticals Inc	Barclays Bank	27,663
14,503	Amphastar Pharmaceuticals Inc	Goldman Sachs	37,418

保有高	銘柄	取引相手	未実現純評価益 /(損) (米ドル)
	米国(続き)		
3,626	Amphastar Pharmaceuticals Inc	Morgan Stanley	11,422
(21,929)	Amphenol Corp 'A'	Bank of America Merrill Lynch	(20,808)
(29,660)	Amphenol Corp 'A'	Barclays Bank	(31,440)
38,607	Amphenol Corp 'A'	Barclays Bank	40,923
(1,051)	Amphenol Corp 'A'	Goldman Sachs	(967)
16,481	Amphenol Corp 'A'	Goldman Sachs	15,163
(3,032)	Amphenol Corp 'A'	HSBC	(2,674)
(39,381)	Amphenol Corp 'A'	Morgan Stanley	(44,815)
4,205	Amphenol Corp 'A'	Morgan Stanley	4,457
(10,021)	Ampio Pharmaceuticals Inc	Barclays Bank	94
53,416	Amplify Energy Corp	Barclays Bank	75,317
(5,680)	Amplitude Inc 'A'	Bank of America Merrill Lynch	(11,587)
(24,081)	Amyris Inc	Bank of America Merrill Lynch	(9,873)
25,498	Amyris Inc	Barclays Bank	7,904
(25,410)	Amyris Inc	Barclays Bank	(7,877)
15,817	Amyris Inc	Goldman Sachs	6,485
(38,124)	Amyris Inc	Goldman Sachs	(15,631)
23,847	Amyris Inc	HSBC	1,192
4,573	Analog Devices Inc	Barclays Bank	16,920
9,850	Analog Devices Inc	Goldman Sachs	73,123
(6,357)	Analog Devices Inc	Goldman Sachs	(43,457)
2,092	Analog Devices Inc	HSBC	(3,041)
(1,231)	Analog Devices Inc	HSBC	(11,172)
(3,229)	AnaptysBio Inc	Barclays Bank	4,521
(10,376)	AnaptysBio Inc	Goldman Sachs	18,353
(7,792)	AnaptysBio Inc	HSBC	22,363
(4,541)	Anavex Life Sciences Corp	Bank of America Merrill Lynch	(4,359)
(10,227)	Anavex Life Sciences Corp	Barclays Bank	(4,193)
(13,653)	Anavex Life Sciences Corp	Goldman Sachs	(13,107)
(13,761)	Anavex Life Sciences Corp	HSBC	(28,423)
(5,388)	Anavex Life Sciences Corp	Morgan Stanley	(2,209)
12,558	Andersons Inc	Barclays Bank	6,781
4,420	Andersons Inc	Goldman Sachs	(1,591)
(10,449)	ANGI Homeservices Inc 'A'	Bank of America Merrill Lynch	(7,941)
(18,590)	ANGI Homeservices Inc 'A'	Barclays Bank	(10,039)
(19,520)	ANGI Homeservices Inc 'A'	Goldman Sachs	(14,835)
(13,902)	AngioDynamics Inc	Barclays Bank	(5,561)
(14,442)	AngioDynamics Inc	HSBC	(21,374)
8,900	Angion Biomedica Corp	Bank of America Merrill Lynch	1,424
3,617	Angion Biomedica Corp	Barclays Bank	796
2,845	Angion Biomedica Corp	Morgan Stanley	626
(8,222)	ANI Pharmaceuticals Inc	Barclays Bank	7,893
(10,793)	ANI Pharmaceuticals Inc	Goldman Sachs	(13,707)
(1,463)	Anika Therapeutics Inc	Bank of America Merrill Lynch	322
(9,659)	Anika Therapeutics Inc	Barclays Bank	(6,568)

保有高	銘柄	取引相手	未実現純評価益 /(損) (米ドル)
	米国(続き)		
(5,944)	Annaly Capital Management Inc (REIT)	Bank of America Merrill Lynch	357
(211,359)	Annaly Capital Management Inc (REIT)	Barclays Bank	(40,158)
(128,322)	Annaly Capital Management Inc (REIT)	Goldman Sachs	7,700
(124,057)	Annaly Capital Management Inc (REIT)	HSBC	(4,962)
(67,818)	Annaly Capital Management Inc (REIT)	Morgan Stanley	(12,885)
7,036	Annexon Inc	Barclays Bank	(352)
6,160	Annexon Inc	Goldman Sachs	(431)
1,636	Annexon Inc	HSBC	1,031
1,796	Annexon Inc	Morgan Stanley	(90)
1,173	ANSYS Inc	Bank of America Merrill Lynch	12,586
8,406	ANSYS Inc	Barclays Bank	19,334
2,934	ANSYS Inc	Goldman Sachs	25,729
1,149	ANSYS Inc	HSBC	4,497
3,834	ANSYS Inc	Morgan Stanley	8,818
(501)	Anterix Inc	Bank of America Merrill Lynch	3,893
(3,462)	Anterix Inc	Barclays Bank	11,148
(6,873)	Anterix Inc	Goldman Sachs	53,403
(4,022)	Anterix Inc	HSBC	30,085
(4,878)	Anterix Inc	Morgan Stanley	15,707
(10,453)	Antero Midstream Corp	Bank of America Merrill Lynch	(8,602)
(56,264)	Antero Midstream Corp	Barclays Bank	(33,758)
(4,074)	Antero Midstream Corp	Goldman Sachs	(3,000)
(66,417)	Antero Midstream Corp	HSBC	(69,738)
2,835	Antero Resources Corp	Bank of America Merrill Lynch	30,193
(1,658)	Antero Resources Corp	Barclays Bank	(2,023)
7,161	Antero Resources Corp	Barclays Bank	37,380
(3,638)	Antero Resources Corp	Goldman Sachs	(38,745)
(11,428)	Antero Resources Corp	HSBC	(131,818)
(18,486)	Antero Resources Corp	Morgan Stanley	(96,497)
576	Anthem Inc	Barclays Bank	12,914
6,834	Anthem Inc	Goldman Sachs	161,829
4,663	Anthem Inc	HSBC	123,057
1,512	Anthem Inc	Morgan Stanley	33,899
(5,789)	Aon Plc 'A'	Barclays Bank	(51,201)
(1,754)	Aon Plc 'A'	Goldman Sachs	(8,163)
(444)	Aon Plc 'A'	HSBC	654
(2,508)	Aon Plc 'A'	Morgan Stanley	(21,994)
9,577	APA Corp	Bank of America Merrill Lynch	64,932
8,395	APA Corp	Barclays Bank	42,311
(30,169)	APA Corp	Goldman Sachs	(204,546)
3,751	APA Corp	HSBC	30,463
6,466	APA Corp	Morgan Stanley	32,589
(63,549)	Apartment Income Corp (REIT)	Barclays Bank	(74,988)
(59,079)	Apartment Income Corp (REIT)	Goldman Sachs	(74,033)
(35,743)	Apartment Income Corp (REIT)	HSBC	(73,988)

保有高	銘柄	取引相手	未実現純評価益 /(損) (米ドル)
	米国(続き)		
(12,486)	Apartment Income Corp (REIT)	Morgan Stanley	(14,733)
5,505	Apartment Investment and Management Co 'A' (REIT)	Bank of America Merrill Lynch	2,697
35,888	Apartment Investment and Management Co 'A' (REIT)	Barclays Bank	12,202
39,225	Apartment Investment and Management Co 'A' (REIT)	Goldman Sachs	19,220
54,507	Apartment Investment and Management Co 'A' (REIT)	HSBC	31,614
5,146	Apartment Investment and Management Co 'A' (REIT)	Morgan Stanley	1,750
3,586	Apellis Pharmaceuticals Inc	Bank of America Merrill Lynch	11,690
694	Apellis Pharmaceuticals Inc	Barclays Bank	(1,610)
(2,735)	Apellis Pharmaceuticals Inc	Goldman Sachs	(8,916)
8,586	Apellis Pharmaceuticals Inc	HSBC	45,245
2,315	Apellis Pharmaceuticals Inc	Morgan Stanley	(4,001)
5,384	Apergy Corp	Bank of America Merrill Lynch	10,983
(3,947)	Apergy Corp	Bank of America Merrill Lynch	(7,414)
(24,412)	Apergy Corp	Barclays Bank	(49,801)
3,156	Apergy Corp	Barclays Bank	6,438
(18,871)	Apergy Corp	Goldman Sachs	(38,497)
1,523	Apergy Corp	Goldman Sachs	3,107
(26,470)	Apergy Corp	HSBC	(92,030)
3,242	Apergy Corp	HSBC	5,310
(30,351)	Apergy Corp	Morgan Stanley	(61,916)
4,292	Apergy Corp	Morgan Stanley	7,545
(2,264)	API Group Corp	Bank of America Merrill Lynch	(2,604)
(59,931)	API Group Corp	Barclays Bank	(1,798)
(76,932)	API Group Corp	Goldman Sachs	(88,472)
(25,006)	API Group Corp	Morgan Stanley	(750)
(632)	Apogee Enterprises Inc	Bank of America Merrill Lynch	(841)
(10,645)	Apogee Enterprises Inc	Barclays Bank	(15,252)
(13,796)	Apogee Enterprises Inc	Goldman Sachs	(17,716)
(2,000)	Apogee Enterprises Inc	HSBC	(2,649)
(17,501)	Apollo Commercial Real Estate Finance Inc (REIT)	Bank of America Merrill Lynch	(5,863)
(28,852)	Apollo Commercial Real Estate Finance Inc (REIT)	Barclays Bank	(17,167)
(90,251)	Apollo Commercial Real Estate Finance Inc (REIT)	Goldman Sachs	(31,140)
(33,396)	Apollo Commercial Real Estate Finance Inc (REIT)	HSBC	(28,197)
(14,704)	Apollo Commercial Real Estate Finance Inc (REIT)	Morgan Stanley	(8,749)
3,131	Apollo Endosurgery Inc	HSBC	(1,127)
(9,077)	Apollo Global Management Inc	Barclays Bank	(33,494)
(42,426)	Apollo Global Management Inc	Goldman Sachs	(222,739)
(17,612)	Apollo Global Management Inc	HSBC	(164,848)
(1,564)	Apollo Medical Holdings Inc	Bank of America Merrill Lynch	(4,238)

保有高	銘柄	取引相手	未実現純評価益 /(損) (米ドル)
	米国(続き)		
(1,778)	Apollo Medical Holdings Inc	Barclays Bank	(2,311)
(7,352)	Apollo Medical Holdings Inc	Goldman Sachs	(19,924)
(712)	Apollo Medical Holdings Inc	HSBC	(3,759)
(1,069)	Apollo Medical Holdings Inc	Morgan Stanley	(1,390)
1,008	Appfolio Inc 'A'	Barclays Bank	6,199
4,940	Appfolio Inc 'A'	Goldman Sachs	75,286
3,605	Appfolio Inc 'A'	HSBC	18,926
(2,291)	Appian Corp	Bank of America Merrill Lynch	9,154
36	Appian Corp	Bank of America Merrill Lynch	(193)
(7,888)	Appian Corp	Barclays Bank	(1,973)
1,970	Appian Corp	Barclays Bank	493
(6,109)	Appian Corp	Goldman Sachs	25,879
(4,729)	Appian Corp	HSBC	(3,119)
2,766	Appian Corp	HSBC	13,581
(2,771)	Appian Corp	Morgan Stanley	(693)
(7,243)	Apple Hospitality Inc (REIT)	Bank of America Merrill Lynch	(2,390)
(42,781)	Apple Hospitality Inc (REIT)	Barclays Bank	(44,064)
(21,269)	Apple Hospitality Inc (REIT)	Goldman Sachs	(7,019)
(58,929)	Apple Hospitality Inc (REIT)	HSBC	(40,326)
(13,877)	Apple Hospitality Inc (REIT)	Morgan Stanley	(14,293)
(4,324)	Apple Inc	Bank of America Merrill Lynch	(9,067)
(21,136)	Apple Inc	Barclays Bank	(101,453)
(7,699)	Apple Inc	Goldman Sachs	(42,563)
(10,838)	Apple Inc	HSBC	19,966
(9,578)	Apple Inc	Morgan Stanley	(52,861)
9,616	Applied Industrial Technologies Inc	Barclays Bank	16,059
18,879	Applied Industrial Technologies Inc	Goldman Sachs	(88,165)
7,457	Applied Industrial Technologies Inc	HSBC	(32,587)
(5,580)	Applied Materials Inc	Bank of America Merrill Lynch	(34,111)
4,064	Applied Materials Inc	Bank of America Merrill Lynch	26,599
(2,638)	Applied Materials Inc	Barclays Bank	(18,717)
(12,392)	Applied Materials Inc	Goldman Sachs	(77,591)
6,631	Applied Materials Inc	Goldman Sachs	39,945
(8,930)	Applied Materials Inc	HSBC	(98,166)
12,136	Applied Materials Inc	HSBC	87,678
(13,122)	Applied Materials Inc	Morgan Stanley	(96,138)
25,755	Applied Molecular Transport Inc	Bank of America Merrill Lynch	(18,286)
10,154	Applied Molecular Transport Inc	Barclays Bank	305
7,264	Applied Molecular Transport Inc	Goldman Sachs	(5,157)
1,757	Applied Molecular Transport Inc	HSBC	(1,915)
8,398	Applied Molecular Transport Inc	Morgan Stanley	252
39,848	Applied Optoelectronics Inc	Barclays Bank	3,985
29,363	Applied Optoelectronics Inc	Goldman Sachs	294
22,186	Applied Optoelectronics Inc	HSBC	2,884
15,491	Applied Optoelectronics Inc	Morgan Stanley	1,549

保有高	銘柄	取引相手	未実現純評価益 /(損) (米ドル)
	米国(続き)		
4,034	Applied Therapeutics Inc	Bank of America Merrill Lynch	(605)
5,010	Applied Therapeutics Inc	Goldman Sachs	(752)
7,069	Applied Therapeutics Inc	HSBC	(1,484)
1,713	Applied Therapeutics Inc	Morgan Stanley	17
(3,619)	AppLovin Corp 'A'	Barclays Bank	(3,004)
(735)	AppLovin Corp 'A'	Goldman Sachs	(1,058)
(24,440)	AppLovin Corp 'A'	HSBC	(210,429)
(680)	AppLovin Corp 'A'	Morgan Stanley	(564)
633	AptarGroup Inc	Bank of America Merrill Lynch	(639)
9,457	AptarGroup Inc	Barclays Bank	29,167
5,211	AptarGroup Inc	Goldman Sachs	(5,263)
8,185	AptarGroup Inc	HSBC	2,537
9,613	AptarGroup Inc	Morgan Stanley	28,630
13,170	Aptinyx Inc	Goldman Sachs	(1,297)
37,647	Aptinyx Inc	HSBC	(7,311)
56,912	Aptinyx Inc	Morgan Stanley	(2,766)
6,790	Aptiv Plc	Barclays Bank	63,554
(1,029)	Aptiv Plc	Barclays Bank	(12,579)
2,671	Aptiv Plc	Goldman Sachs	22,009
(4,414)	Aptiv Plc	Goldman Sachs	(47,328)
7,292	Aptiv Plc	Morgan Stanley	68,253
(6,122)	Apyx Medical Corp	Barclays Bank	(16,591)
(8,089)	Apyx Medical Corp	Goldman Sachs	(21,355)
(6,394)	Aqua Metals Inc	Bank of America Merrill Lynch	(243)
(63,743)	Aqua Metals Inc	Morgan Stanley	(4,137)
(17,538)	AquaBounty Technologies Inc	Barclays Bank	(3,420)
1,046	Aquestive Therapeutics Inc	Bank of America Merrill Lynch	(251)
24,829	Aquestive Therapeutics Inc	Barclays Bank	(745)
5,281	Aquestive Therapeutics Inc	HSBC	(106)
11,002	Aquestive Therapeutics Inc	Morgan Stanley	(330)
(13,872)	Aramark	Bank of America Merrill Lynch	(7,504)
(21,120)	Aramark	Barclays Bank	(35,494)
(28,098)	Aramark	Goldman Sachs	(18,879)
(30,321)	Aramark	HSBC	(35,133)
(4,706)	Aramark	Morgan Stanley	(6,946)
59,129	Arbor Realty Trust Inc (REIT)	Barclays Bank	26,017
85,681	Arbor Realty Trust Inc (REIT)	Goldman Sachs	(51,409)
(9,807)	Arbutus Biopharma Corp	Barclays Bank	(49)
(13,043)	Arbutus Biopharma Corp	HSBC	(2,283)
46,017	ARC Document Solutions Inc	Bank of America Merrill Lynch	5,522
(2,686)	ArcBest Corp	Goldman Sachs	(1,585)
1,654	Arcellx Inc	Goldman Sachs	6,831
(27,615)	Arch Capital Group Ltd	Bank of America Merrill Lynch	(25,897)
4,837	Arch Capital Group Ltd	Bank of America Merrill Lynch	3,340
(1,364)	Arch Capital Group Ltd	Barclays Bank	(1,009)

保有高	銘柄	取引相手	未実現純評価益 /(損) (米ドル)
	米国(続き)		
10,896	Arch Capital Group Ltd	Barclays Bank	8,063
(29,569)	Arch Capital Group Ltd	Goldman Sachs	(28,023)
(7,534)	Arch Capital Group Ltd	HSBC	(10,063)
8,877	Arch Capital Group Ltd	HSBC	16,245
(32,848)	Arch Capital Group Ltd	Morgan Stanley	(23,229)
13,081	Archaea Energy Inc	Barclays Bank	28,255
2,333	Archaea Energy Inc	HSBC	1,143
(48,312)	Archer Aviation Inc 'A'	Goldman Sachs	(6,039)
(10,827)	Archer-Daniels-Midland Co	Bank of America Merrill Lynch	(25,763)
(2,494)	Archer-Daniels-Midland Co	Barclays Bank	(8,330)
(3,010)	Archer-Daniels-Midland Co	Goldman Sachs	(4,847)
(4,647)	Archer-Daniels-Midland Co	HSBC	(23,477)
(16,554)	Archer-Daniels-Midland Co	Morgan Stanley	(55,290)
4,236	Archimedes Tech SPAC Partners Co 'A'	Bank of America Merrill Lynch	8,874
8,836	Archimedes Tech SPAC Partners Co 'A'	Barclays Bank	18,025
6,824	Archimedes Tech SPAC Partners Co 'A'	Morgan Stanley	13,921
31,887	Archrock Inc	Goldman Sachs	34,757
21,450	Archrock Inc	HSBC	41,827
58,808	Archrock Inc	Morgan Stanley	51,751
4,738	Arconic Rolled Products Corp	Barclays Bank	1,895
13,091	Arconic Rolled Products Corp	HSBC	23,433
(3,809)	Arcosa Inc	Bank of America Merrill Lynch	(4,217)
(14,588)	Arcosa Inc	Barclays Bank	(22,611)
(3,926)	Arcosa Inc	Goldman Sachs	(5,496)
(3,634)	Arcosa Inc	Morgan Stanley	(4,293)
(3,322)	Arcturus Therapeutics Holdings Inc	Bank of America Merrill Lynch	(7,240)
(3,389)	Arcturus Therapeutics Holdings Inc	Barclays Bank	(5,524)
(2,332)	Arcturus Therapeutics Holdings Inc	Goldman Sachs	(6,670)
(3,324)	Arcus Biosciences Inc	Barclays Bank	299
(4,734)	Arcus Biosciences Inc	Goldman Sachs	3,787
(5,621)	Arcus Biosciences Inc	HSBC	14,109
4,166	Arcutis Biotherapeutics Inc	Barclays Bank	(1,833)
4,140	Arcutis Biotherapeutics Inc	Goldman Sachs	10,888
10,222	Arcutis Biotherapeutics Inc	HSBC	20,853
788	Arcutis Biotherapeutics Inc	Morgan Stanley	(347)
(5,094)	Ardagh Group SA*	Barclays Bank	65,560
(10,777)	Ardagh Group SA*	Goldman Sachs	138,700
(13,020)	Ardagh Group SA*	HSBC	167,567
12,263	Ardagh Metal Packaging SA	Bank of America Merrill Lynch	(2,207)
52,262	Ardagh Metal Packaging SA	Barclays Bank	21,427
62,265	Ardagh Metal Packaging SA	Goldman Sachs	(11,208)
42,341	Ardagh Metal Packaging SA	HSBC	(9,315)
32,489	Ardagh Metal Packaging SA	Morgan Stanley	13,320
(175,847)	Ardelyx Inc	Goldman Sachs	193
7,082	Ardmore Shipping Corp	Barclays Bank	(212)

保有高	銘柄	取引相手	未実現純評価益 /(損) (米ドル)
	米国(続き)		
57,120	Ardmore Shipping Corp	Goldman Sachs	9,710
(4,629)	Ares Commercial Real Estate Corp (REIT)	Bank of America Merrill Lynch	2,407
(42,824)	Ares Commercial Real Estate Corp (REIT)	Barclays Bank	(14,988)
(63,881)	Ares Commercial Real Estate Corp (REIT)	Goldman Sachs	33,218
(30,871)	Ares Commercial Real Estate Corp (REIT)	HSBC	(1,849)
(10,129)	Ares Management Corp 'A'	Bank of America Merrill Lynch	(39,503)
(10,718)	Ares Management Corp 'A'	Barclays Bank	(32,092)
2,336	Ares Management Corp 'A'	Barclays Bank	6,938
(8,449)	Ares Management Corp 'A'	Goldman Sachs	(31,346)
(6,707)	Ares Management Corp 'A'	HSBC	(52,934)
6,401	Argan Inc	Barclays Bank	11,074
10,507	Argan Inc	Goldman Sachs	39,296
9,973	Argan Inc	HSBC	47,272
3,019	Argan Inc	Morgan Stanley	5,223
(2,155)	Argo Group International Holdings Ltd	Barclays Bank	(819)
(4,667)	Argo Group International Holdings Ltd	Goldman Sachs	(1,120)
(3,884)	Argo Group International Holdings Ltd	HSBC	(1,631)
3,922	Arhaus Inc	Bank of America Merrill Lynch	160
6,929	Arhaus Inc	Goldman Sachs	(1,039)
9,348	Arhaus Inc	HSBC	(11,778)
400	Arhaus Inc	Morgan Stanley	(12)
(20,387)	Aris Water Solution Inc 'A'	Bank of America Merrill Lynch	(54,229)
(2,446)	Arista Networks Inc	Bank of America Merrill Lynch	5,496
(2,990)	Arista Networks Inc	Barclays Bank	(1,794)
(5,905)	Arista Networks Inc	Goldman Sachs	11,604
(8,700)	Arista Networks Inc	HSBC	(3,232)
(14,324)	Arista Networks Inc	Morgan Stanley	(8,595)
(14,609)	Arko Corp	Barclays Bank	(4,967)
(23,549)	Arko Corp	Goldman Sachs	(10,907)
(34,412)	Arko Corp	HSBC	(33,529)
(4,397)	Arko Corp	Morgan Stanley	(1,495)
(8,963)	Arlo Technologies Inc	Barclays Bank	(2,241)
(2,330)	Arlo Technologies Inc	Goldman Sachs	(769)
(37,773)	Arlo Technologies Inc	HSBC	(2,644)
91,167	Armada Hoffer Properties Inc (REIT)	Barclays Bank	38,290
56,766	Armada Hoffer Properties Inc (REIT)	Goldman Sachs	36,898
35,818	Armada Hoffer Properties Inc (REIT)	HSBC	35,818
(19,499)	ARMOUR Residential Inc (REIT)	Bank of America Merrill Lynch	390
(215,855)	ARMOUR Residential Inc (REIT)	Barclays Bank	(23,744)
(27,224)	ARMOUR Residential Inc (REIT)	Goldman Sachs	544
(50,038)	ARMOUR Residential Inc (REIT)	Morgan Stanley	(5,504)
(4,461)	Armstrong World Industries Inc	Bank of America Merrill Lynch	(267)
(6,868)	Armstrong World Industries Inc	Barclays Bank	(1,854)
(7,586)	Armstrong World Industries Inc	Goldman Sachs	(456)
(13,864)	Armstrong World Industries Inc	HSBC	3,424

保有高	銘柄	取引相手	未実現純評価益 /(損) (米ドル)
	米国(続き)		
(11,420)	Armstrong World Industries Inc	Morgan Stanley	(5,143)
(21,528)	Array Technologies Inc	Barclays Bank	(34,660)
(8,817)	Array Technologies Inc	Goldman Sachs	(36,062)
(7,984)	Array Technologies Inc	HSBC	(29,621)
(6,305)	Array Technologies Inc	Morgan Stanley	(10,151)
(22,690)	Arrow Electronics Inc	Barclays Bank	(30,405)
(17,654)	Arrow Electronics Inc	Goldman Sachs	79,620
(9,652)	Arrow Electronics Inc	HSBC	45,364
(625)	Arrow Financial Corp	Bank of America Merrill Lynch	(775)
(9,182)	Arrow Financial Corp	Barclays Bank	(4,591)
(6,762)	Arrow Financial Corp	Goldman Sachs	(8,385)
(2,644)	Arrow Financial Corp	HSBC	(344)
(582)	Arrow Financial Corp	Morgan Stanley	(291)
(108)	Arrowhead Pharmaceuticals Inc	Bank of America Merrill Lynch	(116)
(28,448)	Arrowhead Pharmaceuticals Inc	Barclays Bank	59,741
(8,314)	Arrowhead Pharmaceuticals Inc	Goldman Sachs	(8,896)
3,665	Arrowhead Pharmaceuticals Inc	Goldman Sachs	3,922
810	Arrowhead Pharmaceuticals Inc	HSBC	996
(2,054)	Arrowhead Pharmaceuticals Inc	HSBC	(2,526)
(935)	Arteris Inc	Bank of America Merrill Lynch	(1,019)
(8,319)	Arteris Inc	Barclays Bank	(4,825)
(4,322)	Arteris Inc	Goldman Sachs	(1,260)
9,239	Artesian Resources Corp 'A'	Morgan Stanley	12,750
(2,017)	Arthur J Gallagher & Co	Bank of America Merrill Lynch	(4,203)
(9,076)	Arthur J Gallagher & Co	Barclays Bank	(40,433)
(28,545)	Arthur J Gallagher & Co	Goldman Sachs	(44,924)
(18,752)	Arthur J Gallagher & Co	HSBC	(59,237)
(4,763)	Arthur J Gallagher & Co	Morgan Stanley	(21,219)
(1,809)	Artisan Partners Asset Management Inc 'A'	Bank of America Merrill Lynch	(6,494)
(6,515)	Artisan Partners Asset Management Inc 'A'	Barclays Bank	(15,311)
16,469	Artisan Partners Asset Management Inc 'A'	Barclays Bank	38,702
(4,459)	Artisan Partners Asset Management Inc 'A'	Goldman Sachs	(16,008)
13,198	Artisan Partners Asset Management Inc 'A'	Goldman Sachs	47,381
(18,909)	Artisan Partners Asset Management Inc 'A'	HSBC	(74,691)
10,302	Artisan Partners Asset Management Inc 'A'	HSBC	41,815
(5,361)	Artisan Partners Asset Management Inc 'A'	Morgan Stanley	(12,598)
6,036	Artisan Partners Asset Management Inc 'A'	Morgan Stanley	14,185
18,805	Artivion Inc	Barclays Bank	6,770
31,588	Artivion Inc	Goldman Sachs	59,070
15,209	Artivion Inc	HSBC	39,391
5,115	Artivion Inc	Morgan Stanley	1,841
4,367	Arvinas Inc	Bank of America Merrill Lynch	(3,755)
4,321	Arvinas Inc	Barclays Bank	(6,655)
1,893	Arvinas Inc	Goldman Sachs	(122)
1,692	Arvinas Inc	HSBC	4,500

保有高	銘柄	取引相手	未実現純評価益 /(損) (米ドル)
	米国(続き)		
(13,904)	Asana Inc 'A'	Bank of America Merrill Lynch	1,988
(11,731)	Asana Inc 'A'	Barclays Bank	(4,692)
(22,834)	Asana Inc 'A'	Goldman Sachs	(8,181)
(4,147)	Asana Inc 'A'	HSBC	3,721
1,072	Asbury Automotive Group Inc	Bank of America Merrill Lynch	5,332
518	Asbury Automotive Group Inc	Barclays Bank	5,603
(352)	Asbury Automotive Group Inc	Barclays Bank	(5,498)
(3,598)	Asbury Automotive Group Inc	Goldman Sachs	14,752
955	Asbury Automotive Group Inc	HSBC	11,423
(911)	Asbury Automotive Group Inc	HSBC	4,365
1,051	Asbury Automotive Group Inc	Morgan Stanley	16,417
(11,680)	Ascet Global Logistics Holding Inc	Bank of America Merrill Lynch	117
(16,747)	Ascet Global Logistics Holding Inc	Goldman Sachs	17
(3,298)	Ascet Global Logistics Holding Inc	HSBC	-
(9,988)	Ascet Global Logistics Holding Inc	Morgan Stanley	-
(95,171)	Asensus Surgical Inc	Bank of America Merrill Lynch	(4,958)
(52,019)	Asensus Surgical Inc	Barclays Bank	(1,035)
1,628	ASGN Inc	Bank of America Merrill Lynch	(10,980)
12,603	ASGN Inc	Barclays Bank	(51,163)
28,494	ASGN Inc	Goldman Sachs	(227,365)
24,491	ASGN Inc	HSBC	(334,101)
1,441	ASGN Inc	Morgan Stanley	(6,268)
7,067	Ashford Hospitality Trust Inc (REIT)	Goldman Sachs	2,544
13,927	Ashford Hospitality Trust Inc (REIT)	HSBC	3,503
4,294	Ashford Hospitality Trust Inc (REIT)	Morgan Stanley	1,546
(1,051)	Ashland Global Holdings Inc	Barclays Bank	(3,922)
(5,566)	Ashland Global Holdings Inc	Goldman Sachs	(42,357)
(886)	Ashland Global Holdings Inc	HSBC	(695)
(11,865)	Ashland Global Holdings Inc	Morgan Stanley	(66,883)
(5,997)	Aspen Aerogels Inc	Bank of America Merrill Lynch	(7,136)
(8,832)	Aspen Aerogels Inc	Barclays Bank	(15,721)
(7,649)	Aspen Aerogels Inc	Goldman Sachs	(9,102)
(5,934)	Aspen Aerogels Inc	HSBC	(10,528)
(1,074)	Aspen Aerogels Inc	Morgan Stanley	(1,912)
(5,738)	Aspen Group Inc Co	Bank of America Merrill Lynch	(1,048)
(19,979)	Aspen Group Inc Co	Barclays Bank	(1,560)
(7,454)	Aspen Group Inc Co	Morgan Stanley	(582)
(545)	Aspen Technology Inc	Bank of America Merrill Lynch	(2,501)
(848)	Aspen Technology Inc	Barclays Bank	(3,604)
(636)	Aspen Technology Inc	Goldman Sachs	127,129
(241)	Aspen Technology Inc	HSBC	44,934
296	Aspen Technology Inc	HSBC	(54,992)
(1,841)	Aspen Technology Inc	Morgan Stanley	(8,682)
1	Aspen Technology Inc	Morgan Stanley	(118)
(5,828)	Aspira Women's Health Inc	Bank of America Merrill Lynch	72

保有高	銘柄	取引相手	未実現純評価益 /(損) (米ドル)
	米国(続き)		
(39,106)	Aspira Women's Health Inc	Barclays Bank	(3,019)
(46,809)	Aspira Women's Health Inc	HSBC	84
(14,850)	Aspira Women's Health Inc	Morgan Stanley	(1,146)
37,312	Assembly Biosciences Inc	Barclays Bank	10,074
11,302	Assembly Biosciences Inc	Goldman Sachs	3,278
15,726	Assembly Biosciences Inc	HSBC	7,706
24,008	Assembly Biosciences Inc	Morgan Stanley	6,482
8,711	Assetmark Financial Holdings Inc	Bank of America Merrill Lynch	12,021
31,961	AssetMark Financial Holdings Inc	Barclays Bank	35,477
10,516	AssetMark Financial Holdings Inc	Goldman Sachs	15,093
23,002	AssetMark Financial Holdings Inc	HSBC	47,837
5,860	AssetMark Financial Holdings Inc	Morgan Stanley	6,505
(5,911)	Associated Banc-Corp	Bank of America Merrill Lynch	(5,911)
(99,470)	Associated Banc-Corp	Barclays Bank	(43,766)
(49,922)	Associated Banc-Corp	Goldman Sachs	(49,922)
(56,493)	Associated Banc-Corp	HSBC	(41,393)
(40,900)	Associated Banc-Corp	Morgan Stanley	(17,996)
(2,751)	Associated Capital Group Inc 'A'	Bank of America Merrill Lynch	1,458
(2,355)	Associated Capital Group Inc 'A'	HSBC	(1,719)
(1,862)	Assurant Inc	Bank of America Merrill Lynch	2,719
(10,377)	Assurant Inc	Barclays Bank	(5,500)
(5,504)	Assurant Inc	Goldman Sachs	8,036
(1,809)	Assurant Inc	HSBC	3,528
(17,624)	Assurant Inc	Morgan Stanley	(8,245)
(780)	Assured Guaranty Ltd	Bank of America Merrill Lynch	(2,246)
(14,313)	Assured Guaranty Ltd	Barclays Bank	(17,748)
(4,082)	Assured Guaranty Ltd	Goldman Sachs	(11,756)
(2,623)	Assured Guaranty Ltd	HSBC	(7,108)
(433)	Assured Guaranty Ltd	Morgan Stanley	(537)
3,528	Astec Industries Inc	Bank of America Merrill Lynch	6,350
7,299	Astec Industries Inc	Barclays Bank	9,927
14,455	Astec Industries Inc	Goldman Sachs	26,019
10,777	Astec Industries Inc	HSBC	42,354
1,326	Astec Industries Inc	Morgan Stanley	1,803
15,281	Astronics Corp	Bank of America Merrill Lynch	(3,362)
19,306	Astronics Corp	Barclays Bank	7,529
15,759	Astronics Corp	Goldman Sachs	(3,467)
9,829	Astronics Corp	HSBC	2,949
12,445	Astronics Corp	Morgan Stanley	4,854
(12,258)	Asure Software Inc	Barclays Bank	(2,084)
(3,796)	Asure Software Inc	HSBC	(190)
(3,555)	Asure Software Inc	Morgan Stanley	(604)
(46,082)	AT&T Inc	Bank of America Merrill Lynch	(20,355)
(42,532)	AT&T Inc	Barclays Bank	(20,203)
(85,567)	AT&T Inc	Goldman Sachs	(73,392)

保有高	銘柄	取引相手	未実現純評価益 /(損) (米ドル)
	米国(続き)		
(71,011)	AT&T Inc	HSBC	(105,515)
5,313	Atara Biotherapeutics Inc	Bank of America Merrill Lynch	(1,009)
16,222	Atara Biotherapeutics Inc	Barclays Bank	2,109
23,265	Atara Biotherapeutics Inc	Goldman Sachs	(5,428)
9,690	Atara Biotherapeutics Inc	HSBC	(5,911)
27,561	Atea Pharmaceuticals Inc	Barclays Bank	19,568
3,953	Atea Pharmaceuticals Inc	Goldman Sachs	1,977
11,717	Atea Pharmaceuticals Inc	HSBC	31,402
7,770	Athenex Inc	Bank of America Merrill Lynch	51
14,788	Athenex Inc	Goldman Sachs	96
7,609	Athenex Inc	HSBC	85
16,339	Athenex Inc	Morgan Stanley	(29)
14,919	Athersys Inc	Bank of America Merrill Lynch	(6,648)
11,767	Athersys Inc	Barclays Bank	(135)
66,835	Athersys Inc	Goldman Sachs	(29,782)
115,269	Athersys Inc	HSBC	(48,125)
44,484	Athersys Inc	Morgan Stanley	(512)
(13,463)	Athira Pharma Inc	Goldman Sachs	(6,597)
(18,378)	ATI Physical Therapy Inc	Bank of America Merrill Lynch	(4,962)
(6,750)	ATI Physical Therapy Inc	Goldman Sachs	(1,823)
(5,335)	Atkore Inc	Barclays Bank	(22,513)
8,993	Atkore Inc	Barclays Bank	37,950
(4,866)	Atkore Inc	Goldman Sachs	(5,547)
(10,965)	Atlantic Union Bankshares Corp	Bank of America Merrill Lynch	(6,489)
(3,340)	Atlantic Union Bankshares Corp	Barclays Bank	(1,236)
(2,047)	Atlantic Union Bankshares Corp	Goldman Sachs	(1,453)
(23,147)	Atlantic Union Bankshares Corp	HSBC	(249)
(76,364)	Atlantic Union Bankshares Corp	Morgan Stanley	(28,255)
(4,846)	Atlanticus Holdings Corp	Barclays Bank	(17,736)
(668)	Atlanticus Holdings Corp	Goldman Sachs	(2,298)
(1,433)	Atlanticus Holdings Corp	HSBC	(1,722)
(1,399)	Atlas Air Worldwide Holdings Inc	Bank of America Merrill Lynch	1,248
(8,918)	Atlas Air Worldwide Holdings Inc	Barclays Bank	(15,607)
(1,722)	Atlas Air Worldwide Holdings Inc	Goldman Sachs	2,193
(2,630)	Atlas Air Worldwide Holdings Inc	HSBC	2,499
11	Atlas Financial Holdings Inc	Bank of America Merrill Lynch	(1)
(10,008)	Atlas Technical Consultants Inc	Bank of America Merrill Lynch	(6,105)
(32,489)	Atlas Technical Consultants Inc	Barclays Bank	(23,392)
288	Atlassian Corp Plc 'A'	Bank of America Merrill Lynch	1,077
3,222	Atlassian Corp Plc 'A'	Barclays Bank	6,895
853	Atlassian Corp Plc 'A'	Goldman Sachs	2,564
1,083	Atlassian Corp Plc 'A'	HSBC	6,937
40,026	Atmos Energy Corp	Barclays Bank	90,058
26,971	Atmos Energy Corp	Goldman Sachs	74,440
9,940	Atmos Energy Corp	HSBC	22,896

保有高	銘柄	取引相手	未実現純評価益 /(損) (米ドル)
	米国(続き)		
13,829	Atmos Energy Corp	Morgan Stanley	31,115
1,869	ATN International Inc	Bank of America Merrill Lynch	5,364
12,679	ATN International Inc	Barclays Bank	13,947
957	ATN International Inc	Goldman Sachs	2,747
2,257	ATN International Inc	HSBC	5,778
(13,767)	Atomera Inc	Barclays Bank	(7,228)
(3,140)	Atomera Inc	Goldman Sachs	(4,066)
(7,257)	Atomera Inc	HSBC	(8,745)
(4,134)	Atomera Inc	Morgan Stanley	(2,170)
(10,019)	Atossa Therapeutics Inc	Goldman Sachs	254
(24,041)	Atossa Therapeutics Inc	HSBC	-
50,846	Atreca Inc 'A'	Barclays Bank	(3,559)
46,060	Atreca Inc 'A'	Goldman Sachs	(461)
5,426	Atreca Inc 'A'	Morgan Stanley	(380)
695	AtriCure Inc	Bank of America Merrill Lynch	(658)
4,067	AtriCure Inc	Barclays Bank	(8,866)
5,338	AtriCure Inc	Goldman Sachs	(1,281)
8,853	AtriCure Inc	HSBC	(2,532)
2,557	AtriCure Inc	Morgan Stanley	(4,434)
754	Atrion Corp	Morgan Stanley	9,564
(2,772)	aTyr Pharma Inc	HSBC	2,162
(29,820)	Audacy Inc	Bank of America Merrill Lynch	3,877
(30,648)	Audacy Inc	Barclays Bank	(3,065)
(15,874)	Audacy Inc	Goldman Sachs	2,064
(7,892)	AudioEye Inc	Bank of America Merrill Lynch	(1,894)
952	Autodesk Inc	Barclays Bank	21,591
2,872	Autodesk Inc	Goldman Sachs	38,747
2,894	Autodesk Inc	HSBC	57,504
2,671	Autodesk Inc	Morgan Stanley	60,578
(1,403)	Autoliv Inc	Bank of America Merrill Lynch	(6,692)
(5,887)	Autoliv Inc	Barclays Bank	(7,947)
(8,192)	Autoliv Inc	Goldman Sachs	(37,040)
(18,183)	Autoliv Inc	Morgan Stanley	(24,547)
1,460	Automatic Data Processing Inc	Bank of America Merrill Lynch	20,907
6,103	Automatic Data Processing Inc	Barclays Bank	60,786
4,089	Automatic Data Processing Inc	Goldman Sachs	58,554
1,440	Automatic Data Processing Inc	HSBC	19,580
6,747	Automatic Data Processing Inc	Morgan Stanley	67,200
2,183	AutoNation Inc	Bank of America Merrill Lynch	21,150
(1,254)	AutoNation Inc	Bank of America Merrill Lynch	3,411
359	AutoNation Inc	Barclays Bank	4,330
(2,861)	AutoNation Inc	Barclays Bank	(34,504)
2,882	AutoNation Inc	Goldman Sachs	(7,839)
2,182	AutoNation Inc	HSBC	9,086
1,020	AutoNation Inc	Morgan Stanley	5,640

保有高	銘柄	取引相手	未実現純評価益 /(損) (米ドル)
	米国(続き)		
88	AutoZone Inc	Bank of America Merrill Lynch	13,003
83	AutoZone Inc	Barclays Bank	21,945
161	AutoZone Inc	Goldman Sachs	6,755
157	AutoZone Inc	HSBC	22,405
(649)	AutoZone Inc	Morgan Stanley	(171,596)
48	AutoZone Inc	Morgan Stanley	12,691
(2,784)	Avalara Inc	Bank of America Merrill Lynch	(20,688)
(940)	Avalara Inc	Barclays Bank	(3,296)
(3,665)	Avalara Inc	Goldman Sachs	(30,676)
(7,967)	Avalara Inc	HSBC	(65,903)
(1,208)	Avalara Inc	Morgan Stanley	(7,381)
(49,534)	Avalo Therapeutics Inc	Bank of America Merrill Lynch	(2,204)
(54,392)	Avalo Therapeutics Inc	Barclays Bank	566
(10,916)	Avalo Therapeutics Inc	Goldman Sachs	(486)
(11,196)	Avalo Therapeutics Inc	HSBC	44
(6,363)	AvalonBay Communities Inc (REIT)	Bank of America Merrill Lynch	(24,477)
890	AvalonBay Communities Inc (REIT)	Bank of America Merrill Lynch	3,453
(12,944)	AvalonBay Communities Inc (REIT)	Barclays Bank	(56,750)
5,115	AvalonBay Communities Inc (REIT)	Barclays Bank	23,222
(3,885)	AvalonBay Communities Inc (REIT)	Goldman Sachs	(14,846)
2,691	AvalonBay Communities Inc (REIT)	Goldman Sachs	10,441
(4,345)	AvalonBay Communities Inc (REIT)	HSBC	(15,446)
683	AvalonBay Communities Inc (REIT)	HSBC	3,422
(3,783)	AvalonBay Communities Inc (REIT)	Morgan Stanley	(17,175)
(12,423)	Avangrid Inc	Bank of America Merrill Lynch	(31,927)
3,277	Avangrid Inc	Bank of America Merrill Lynch	8,422
(19,524)	Avangrid Inc	Barclays Bank	4,686
11,464	Avangrid Inc	Barclays Bank	(2,751)
(38,703)	Avangrid Inc	Goldman Sachs	(99,467)
10,599	Avangrid Inc	Goldman Sachs	23,992
12,364	Avangrid Inc	HSBC	33,096
2,966	Avangrid Inc	Morgan Stanley	(712)
(12,231)	Avanos Medical Inc	Bank of America Merrill Lynch	(21,098)
(14,990)	Avanos Medical Inc	Barclays Bank	(12,817)
(1,002)	Avanos Medical Inc	Goldman Sachs	(1,213)
(4,337)	Avanos Medical Inc	HSBC	(6,074)
(13,534)	Avanos Medical Inc	Morgan Stanley	(11,233)
(8,616)	Avantor Inc	Bank of America Merrill Lynch	(13,613)
15,507	Avantor Inc	Barclays Bank	10,700
(8,678)	Avantor Inc	Barclays Bank	(5,988)
(5,303)	Avantor Inc	Goldman Sachs	(8,379)
(5,362)	Avantor Inc	HSBC	(11,610)
2,946	Avantor Inc	Morgan Stanley	2,033
(6,535)	Avantor Inc	Morgan Stanley	(4,733)
923	Avaya Holdings Corp	Bank of America Merrill Lynch	(1,920)

保有高	銘柄	取引相手	未実現純評価益 /(損) (米ドル)
	米国(続き)		
13,367	Avaya Holdings Corp	Barclays Bank	(5,213)
11,026	Avaya Holdings Corp	Goldman Sachs	(22,934)
20,153	Avaya Holdings Corp	HSBC	(69,869)
4,238	Avaya Holdings Corp	Morgan Stanley	(1,653)
50,028	Aveanna Healthcare Holdings Inc	Barclays Bank	3,002
32,200	Aveanna Healthcare Holdings Inc	Goldman Sachs	5,796
26,978	Aveanna Healthcare Holdings Inc	HSBC	8,363
5,787	Aveanna Healthcare Holdings Inc	Morgan Stanley	347
5,778	AVEO Pharmaceuticals Inc	Barclays Bank	809
7,829	AVEO Pharmaceuticals Inc	Morgan Stanley	1,096
335	Avery Dennison Corp	Bank of America Merrill Lynch	1,514
(1,152)	Avery Dennison Corp	Bank of America Merrill Lynch	3,306
7,914	Avery Dennison Corp	Barclays Bank	30,865
(1,675)	Avery Dennison Corp	Barclays Bank	(6,533)
(881)	Avery Dennison Corp	Goldman Sachs	2,528
(780)	Avery Dennison Corp	HSBC	2,914
(347)	Avery Dennison Corp	Morgan Stanley	(1,809)
(935)	Aviat Networks Inc	Bank of America Merrill Lynch	(449)
(5,261)	Aviat Networks Inc	Barclays Bank	(368)
(4,193)	Aviat Networks Inc	Goldman Sachs	(2,013)
(3,454)	Aviat Networks Inc	HSBC	(3,281)
(1,741)	Aviat Networks Inc	Morgan Stanley	(531)
(20,723)	Avid Bioservices Inc	Barclays Bank	(31,499)
(17,488)	Avid Bioservices Inc	Goldman Sachs	(31,490)
(10,037)	Avid Bioservices Inc	HSBC	(16,361)
(1,631)	Avid Bioservices Inc	Morgan Stanley	(2,479)
(4,180)	Avid Technology Inc	Bank of America Merrill Lynch	(18,894)
(7,461)	Avid Technology Inc	Barclays Bank	(21,115)
(7,374)	Avid Technology Inc	Goldman Sachs	(33,330)
(2,251)	Avid Technology Inc	HSBC	(13,348)
1,148	Avidity Biosciences Inc	Bank of America Merrill Lynch	723
9,222	Avidity Biosciences Inc	Barclays Bank	9,130
11,416	Avidity Biosciences Inc	Goldman Sachs	7,192
1,818	Avidity Biosciences Inc	HSBC	3,436
2,300	Avidity Biosciences Inc	Morgan Stanley	2,277
1,999	AvidXchange Holdings Inc	Bank of America Merrill Lynch	4,178
9,730	AvidXchange Holdings Inc	Barclays Bank	2,627
5,514	AvidXchange Holdings Inc	Goldman Sachs	11,524
29,077	AvidXchange Holdings Inc	HSBC	61,825
6,329	Avient Corp	Barclays Bank	7,975
41,322	Avient Corp	Goldman Sachs	102,892
13,000	Avient Corp	HSBC	16,250
(140)	Avis Budget Group Inc	Bank of America Merrill Lynch	(3,018)
(803)	Avis Budget Group Inc	Barclays Bank	(11,856)
(5,131)	Avis Budget Group Inc	Goldman Sachs	35,435

保有高	銘柄	取引相手	未実現純評価益 /(損) (米ドル)
	米国(続き)		
(223)	Avis Budget Group Inc	HSBC	(4,165)
(509)	Avista Corp	Bank of America Merrill Lynch	301
(12,095)	Avista Corp	Barclays Bank	(726)
(26,229)	Avista Corp	HSBC	(28,590)
(1,923)	Avista Corp	Morgan Stanley	221
(3,204)	Avita Medical Inc	Bank of America Merrill Lynch	(320)
(13,467)	Avita Medical Inc	Barclays Bank	(1,212)
(1,429)	Avita Medical Inc	Goldman Sachs	(143)
85,875	Avnet Inc	Barclays Bank	135,682
20,116	Avnet Inc	Goldman Sachs	13,277
7,603	Avnet Inc	HSBC	7,451
21,917	Avrobio Inc	Barclays Bank	3,296
4,020	Avrobio Inc	Goldman Sachs	826
18,687	Avrobio Inc	HSBC	3,138
22,941	Avrobio Inc	Morgan Stanley	3,450
(12,435)	Axalta Coating Systems Ltd	Bank of America Merrill Lynch	(14,988)
(56,571)	Axalta Coating Systems Ltd	Barclays Bank	(64,491)
(32,002)	Axalta Coating Systems Ltd	Goldman Sachs	(50,563)
(4,667)	Axalta Coating Systems Ltd	HSBC	(5,725)
(5,019)	Axalta Coating Systems Ltd	Morgan Stanley	(5,722)
2,503	Axcelis Technologies Inc	Bank of America Merrill Lynch	13,016
7,419	Axcelis Technologies Inc	Goldman Sachs	38,579
7,281	Axcelis Technologies Inc	HSBC	51,258
544	Axcelis Technologies Inc	Morgan Stanley	2,464
(16,472)	Axcella Health Inc	Bank of America Merrill Lynch	(8,895)
(4,302)	Axcella Health Inc	Goldman Sachs	(2,323)
(8,681)	Axis Capital Holdings Ltd	Bank of America Merrill Lynch	(12,431)
(7,265)	Axis Capital Holdings Ltd	Goldman Sachs	(10,679)
(27,268)	Axis Capital Holdings Ltd	HSBC	(28,904)
(4,207)	Axis Capital Holdings Ltd	Morgan Stanley	(6,226)
3,497	Axogen Inc	Bank of America Merrill Lynch	87
8,880	Axogen Inc	Barclays Bank	(2,886)
3,986	Axogen Inc	Goldman Sachs	100
11,110	Axogen Inc	HSBC	3,277
3,015	Axogen Inc	Morgan Stanley	(980)
293	Axon Enterprise Inc	Bank of America Merrill Lynch	1,251
12,154	Axon Enterprise Inc	Barclays Bank	60,406
1,424	Axon Enterprise Inc	Goldman Sachs	5,454
619	Axon Enterprise Inc	HSBC	7,317
3,341	Axon Enterprise Inc	Morgan Stanley	16,605
(7,572)	Axonics Inc	Barclays Bank	6,360
(2,999)	Axonics Inc	Goldman Sachs	(9,507)
(8,224)	Axonics Inc	HSBC	(90,464)
(41,821)	Axos Financial Inc	Barclays Bank	(74,023)
(9,743)	Axos Financial Inc	Goldman Sachs	(30,983)

保有高	銘柄	取引相手	未実現純評価益 /(損) (米ドル)
	米国(続き)		
(1,468)	Axsome Therapeutics Inc	Bank of America Merrill Lynch	6,298
(11,408)	Axsome Therapeutics Inc	Barclays Bank	18,595
(8,001)	AXT Inc	Barclays Bank	(3,840)
(5,336)	AXT Inc	Goldman Sachs	(1,708)
(9,585)	AXT Inc	Morgan Stanley	(4,601)
(18,197)	AZEK Co Inc	Bank of America Merrill Lynch	(47,312)
(10,383)	AZEK Co Inc	Barclays Bank	(15,782)
11,650	AZEK Co Inc	Barclays Bank	17,708
(37,874)	AZEK Co Inc	Goldman Sachs	(98,472)
(22,664)	AZEK Co Inc	HSBC	(30,692)
1,252	AZEK Co Inc	HSBC	2,347
(1,592)	AZEK Co Inc	Morgan Stanley	(2,420)
(7,595)	Azenta Inc	Barclays Bank	(37,671)
(20,056)	Azenta Inc	Goldman Sachs	(23,265)
(2,814)	Azenta Inc	HSBC	(31,066)
2,932	Aziyo Biologics Inc 'A'	Barclays Bank	(1,349)
1,573	Aziyo Biologics Inc 'A'	Goldman Sachs	(629)
2,665	Aziyo Biologics Inc 'A'	Morgan Stanley	(1,226)
3,027	AZZ Inc	Bank of America Merrill Lynch	3,771
35,063	AZZ Inc	Barclays Bank	35,537
12,668	AZZ Inc	Goldman Sachs	15,943
2,081	AZZ Inc	HSBC	2,407
9,942	AZZ Inc	Morgan Stanley	10,240
(7,410)	B Riley Financial Inc	Barclays Bank	(28,751)
(6,854)	B Riley Financial Inc	Goldman Sachs	(33,448)
(5,910)	B Riley Financial Inc	HSBC	(31,146)
(2,764)	B Riley Financial Inc	Morgan Stanley	(10,724)
(59,894)	B&G Foods Inc	Bank of America Merrill Lynch	91,638
(10,595)	Babcock & Wilcox Enterprises Inc	Bank of America Merrill Lynch	(683)
(10,217)	Babcock & Wilcox Enterprises Inc	Barclays Bank	(3,167)
(13,502)	Babcock & Wilcox Enterprises Inc	Goldman Sachs	1,485
(23,223)	Babcock & Wilcox Enterprises Inc	HSBC	3,308
5,845	Backblaze Inc 'A'	Barclays Bank	1,870
10,951	Backblaze Inc 'A'	Goldman Sachs	(2,190)
1,448	Backblaze Inc 'A'	HSBC	(623)
2,774	Backblaze Inc 'A'	Morgan Stanley	888
(3,646)	Badger Meter Inc	Bank of America Merrill Lynch	(1,325)
(2,702)	Badger Meter Inc	Barclays Bank	(567)
(3,300)	Badger Meter Inc	Goldman Sachs	(474)
(5,483)	Badger Meter Inc	HSBC	(1,303)
(1,283)	Baker Hughes Co	Bank of America Merrill Lynch	(2,977)
975	Baker Hughes Co	Bank of America Merrill Lynch	1,159
(40,053)	Baker Hughes Co	Barclays Bank	(61,682)
800	Baker Hughes Co	Barclays Bank	1,245
(8,232)	Baker Hughes Co	Goldman Sachs	(19,098)

保有高	銘柄	取引相手	未実現純評価益 /(損) (米ドル)
	米国(続き)		
14,382	Baker Hughes Co	Goldman Sachs	33,366
5,501	Baker Hughes Co	HSBC	39,607
2,346	Baker Hughes Co	Morgan Stanley	3,613
(3,388)	Balchem Corp	Bank of America Merrill Lynch	(22,767)
(13,188)	Balchem Corp	Barclays Bank	(41,542)
(3,797)	Balchem Corp	Goldman Sachs	(24,100)
(814)	Balchem Corp	Morgan Stanley	(2,564)
(2,383)	Ball Corp	Bank of America Merrill Lynch	(1,554)
(4,287)	Ball Corp	Barclays Bank	(2,401)
5,008	Ball Corp	Barclays Bank	2,804
(18,420)	Ball Corp	Goldman Sachs	5,512
(2,076)	Ball Corp	HSBC	(3,402)
(11,328)	Bally's Corp	Goldman Sachs	(19,824)
(9,777)	Banc of California Inc	Bank of America Merrill Lynch	(10,364)
(21,911)	Banc of California Inc	Barclays Bank	(11,175)
(40,045)	Banc of California Inc	Goldman Sachs	(42,448)
(25,192)	Banc of California Inc	HSBC	(23,177)
(18,466)	Banc of California Inc	Morgan Stanley	(9,418)
3,484	BancFirst Corp	Bank of America Merrill Lynch	26,129
4,117	BancFirst Corp	Barclays Bank	25,031
21,088	BancFirst Corp	Goldman Sachs	167,001
1,929	BancFirst Corp	HSBC	14,769
8,565	Banco Latinoamericano de Comercio Exterior SA	Barclays Bank	6,252
1,580	Banco Latinoamericano de Comercio Exterior SA	Goldman Sachs	1,402
1,572	Banco Latinoamericano de Comercio Exterior SA	HSBC	1,192
(3,275)	Bancorp Inc	Bank of America Merrill Lynch	(7,919)
(12,443)	Bancorp Inc	Barclays Bank	(22,895)
(6,500)	Bancorp Inc	HSBC	(12,013)
(3,021)	Bancorp Inc	Morgan Stanley	(5,559)
16,221	Bandwidth Inc 'A'	Barclays Bank	29,036
1,130	Bandwidth Inc 'A'	Goldman Sachs	4,735
4,737	Bandwidth Inc 'A'	HSBC	11,613
3,885	Bandwidth Inc 'A'	Morgan Stanley	6,954
(8,114)	Bank First Corp	Barclays Bank	(8,641)
44,264	Bank of America Corp	Barclays Bank	58,428
68,921	Bank of America Corp	Goldman Sachs	150,717
82,814	Bank of America Corp	HSBC	68,455
10,338	Bank of America Corp	Morgan Stanley	13,646
5,833	Bank of Hawaii Corp	Bank of America Merrill Lynch	18,549
11,946	Bank of Hawaii Corp	Barclays Bank	15,959
30,122	Bank of Hawaii Corp	Goldman Sachs	95,788
11,140	Bank of Hawaii Corp	HSBC	36,316
20,014	Bank of Hawaii Corp	Morgan Stanley	29,621

保有高	銘柄	取引相手	未実現純評価益 /(損) (米ドル)
	米国(続き)		
908	Bank of Marin Bancorp	Bank of America Merrill Lynch	1,656
4,248	Bank of Marin Bancorp	Barclays Bank	4,885
15,879	Bank of Marin Bancorp	Goldman Sachs	37,951
1,876	Bank of Marin Bancorp	HSBC	3,080
29,318	Bank of New York Mellon Corp	Bank of America Merrill Lynch	84,436
14,011	Bank of New York Mellon Corp	Barclays Bank	20,176
28,648	Bank of New York Mellon Corp	Goldman Sachs	82,507
51,901	Bank of New York Mellon Corp	HSBC	151,032
26,878	Bank of New York Mellon Corp	Morgan Stanley	38,704
(3,469)	Bank of Princeton	Bank of America Merrill Lynch	(4,510)
(1,049)	Bank of Princeton	HSBC	(252)
(416)	Bank of Princeton	Morgan Stanley	(225)
(11,716)	Bank OZK	Bank of America Merrill Lynch	(38,853)
(30,261)	Bank OZK	Barclays Bank	(64,468)
(55,232)	Bank OZK	Goldman Sachs	(184,475)
(16,617)	Bank OZK	HSBC	(32,524)
(3,185)	Bank OZK	Morgan Stanley	(6,848)
2,080	Bank7 Corp	Barclays Bank	978
2,724	Bank7 Corp	Goldman Sachs	4,004
11,171	Bank7 Corp	HSBC	9,160
961	Bank7 Corp	Morgan Stanley	452
2,661	BankFinancial Corp	Bank of America Merrill Lynch	160
57,827	BankFinancial Corp	Goldman Sachs	3,470
37,157	BankFinancial Corp	Morgan Stanley	1,486
(2,344)	BankUnited Inc	Bank of America Merrill Lynch	(4,542)
(19,411)	BankUnited Inc	Barclays Bank	(18,440)
(42,993)	BankUnited Inc	Goldman Sachs	(136,718)
(17,043)	BankUnited Inc	HSBC	(42,149)
(1,504)	BankUnited Inc	Morgan Stanley	(1,429)
(24,920)	Bankwell Financial Group Inc	Bank of America Merrill Lynch	(33,891)
(1,928)	Bankwell Financial Group Inc	Barclays Bank	(2,545)
(1,183)	Bankwell Financial Group Inc	Morgan Stanley	(1,562)
(19,939)	Banner Corp	Barclays Bank	(45,860)
(24,115)	Banner Corp	HSBC	(61,252)
4,699	Bar Harbor Bankshares	Bank of America Merrill Lynch	6,599
26,914	Bar Harbor Bankshares	Barclays Bank	30,413
7,741	Bar Harbor Bankshares	Goldman Sachs	12,417
6,060	Bar Harbor Bankshares	HSBC	4,666
2,826	Bar Harbor Bankshares	Morgan Stanley	3,238
26,108	BARK Inc	Bank of America Merrill Lynch	3,133
24,484	BARK Inc	Barclays Bank	5,386
6,267	BARK Inc	HSBC	1,065
9,432	BARK Inc	Morgan Stanley	2,075
(28,738)	Barnes & Noble Education Inc	Bank of America Merrill Lynch	(1,437)
(2,092)	Barnes & Noble Education Inc	Barclays Bank	(460)

保有高	銘柄	取引相手	未実現純評価益 /(損) (米ドル)
	米国(続き)		
(4,076)	Barnes & Noble Education Inc	Goldman Sachs	(204)
(5,090)	Barnes & Noble Education Inc	HSBC	509
(12,324)	Barnes & Noble Education Inc	Morgan Stanley	(2,711)
(1,635)	Barnes Group Inc	Bank of America Merrill Lynch	(3,368)
(33,599)	Barnes Group Inc	Barclays Bank	(34,271)
(8,417)	Barnes Group Inc	Goldman Sachs	(17,339)
(806)	Barnes Group Inc	HSBC	(2,120)
(2,139)	Barnes Group Inc	Morgan Stanley	(2,182)
(2,442)	Barrett Business Services Inc	HSBC	6,862
(2,141)	Bassett Furniture Industries Inc	Bank of America Merrill Lynch	(300)
(1,624)	Bassett Furniture Industries Inc	Barclays Bank	(2,436)
(2,188)	Bassett Furniture Industries Inc	Goldman Sachs	(306)
9,071	Bausch Health Cos Inc	Bank of America Merrill Lynch	(9,797)
(5,602)	Bausch Health Cos Inc	Barclays Bank	560
3,075	Bausch Health Cos Inc	Barclays Bank	(308)
(12,442)	Bausch Health Cos Inc	HSBC	39,939
6,375	Bausch Health Cos Inc	HSBC	(20,464)
18,683	Bausch Health Cos Inc	Morgan Stanley	(1,868)
5,769	Baxter International Inc	Barclays Bank	12,346
(15,466)	Baxter International Inc	Goldman Sachs	(28,148)
1,859	Baxter International Inc	Goldman Sachs	3,383
(10,605)	Baxter International Inc	HSBC	(20,300)
3,449	Baxter International Inc	HSBC	6,519
(14,546)	Baxter International Inc	Morgan Stanley	(31,128)
2,132	Baxter International Inc	Morgan Stanley	689
7,849	BayCom Corp	Barclays Bank	6,711
538	BayCom Corp	Morgan Stanley	460
(5,874)	BBX Capital Corp	Goldman Sachs	(12,218)
(7,026)	BBX Capital Corp	HSBC	(23,888)
(840)	BBX Capital Corp	Morgan Stanley	98
7,447	BBX Capital Inc	Barclays Bank	(4,766)
(5,511)	BCB Bancorp Inc	Bank of America Merrill Lynch	(9,534)
(14,282)	BCB Bancorp Inc	Barclays Bank	(19,709)
(11,229)	BCB Bancorp Inc	Goldman Sachs	(19,426)
(7,885)	BCB Bancorp Inc	HSBC	(10,904)
(5,026)	BCB Bancorp Inc	Morgan Stanley	(5,506)
(5,828)	Beacon Roofing Supply Inc	Barclays Bank	(5,420)
(16,200)	Beacon Roofing Supply Inc	HSBC	18,630
1,832	Beam Therapeutics Inc	Bank of America Merrill Lynch	6,320
1,560	Beam Therapeutics Inc	Barclays Bank	1,560
(4,538)	Beam Therapeutics Inc	Barclays Bank	(4,538)
1,043	Beam Therapeutics Inc	Goldman Sachs	3,598
(826)	Beam Therapeutics Inc	Goldman Sachs	(2,850)
1,968	Beam Therapeutics Inc	HSBC	5,314
(296)	Beam Therapeutics Inc	HSBC	(799)

保有高	銘柄	取引相手	未実現純評価益 /(損) (米ドル)
	米国(続き)		
(8,394)	Beauty Health Co	Bank of America Merrill Lynch	(23,125)
(1,970)	Beauty Health Co	Barclays Bank	(4,304)
(17,022)	Beauty Health Co	Goldman Sachs	(46,896)
(7,647)	Beauty Health Co	HSBC	(24,432)
(1,766)	Beauty Health Co	Morgan Stanley	(3,859)
11,828	Beazer Homes USA Inc	Bank of America Merrill Lynch	3,380
7,784	Beazer Homes USA Inc	Barclays Bank	8,485
6,450	Beazer Homes USA Inc	Goldman Sachs	2,614
2,493	Beazer Homes USA Inc	HSBC	3,141
2,863	Beazer Homes USA Inc	Morgan Stanley	3,121
(2,743)	Becton Dickinson and Co	Bank of America Merrill Lynch	3,257
(8,737)	Becton Dickinson and Co	Barclays Bank	35,734
(1,047)	Becton Dickinson and Co	Goldman Sachs	(669)
(8,367)	Becton Dickinson and Co	HSBC	(5,940)
(3,629)	Becton Dickinson and Co	Morgan Stanley	14,842
(11,242)	Bed Bath & Beyond Inc	Bank of America Merrill Lynch	6,071
(5,697)	Bed Bath & Beyond Inc	Barclays Bank	(3,019)
(1,767)	Bed Bath & Beyond Inc	Goldman Sachs	954
19,805	Bel Fuse Inc 'B'	Barclays Bank	5,149
17,475	Bel Fuse Inc 'B'	Goldman Sachs	(6,641)
3,303	Bel Fuse Inc 'B'	HSBC	(3,072)
987	Belden Inc	Bank of America Merrill Lynch	2,961
9,750	Belden Inc	Barclays Bank	23,497
2,375	Belden Inc	Goldman Sachs	4,993
1,262	Belden Inc	HSBC	1,527
3,953	Belden Inc	Morgan Stanley	10,491
(40,125)	Bellring Distribution LLC	Barclays Bank	12,438
(5,950)	Bellring Distribution LLC	Goldman Sachs	(7,735)
(701)	Bellring Distribution LLC	HSBC	(547)
(6,983)	Bellring Distribution LLC	Morgan Stanley	2,165
4,239	Benchmark Electronics Inc	Bank of America Merrill Lynch	4,154
31,592	Benchmark Electronics Inc	Barclays Bank	31,276
34,976	Benchmark Electronics Inc	Goldman Sachs	34,276
30,271	Benchmark Electronics Inc	HSBC	24,231
8,031	Benchmark Electronics Inc	Morgan Stanley	7,951
(20,788)	Benefitfocus Inc	Barclays Bank	(3,118)
(2,577)	Benefitfocus Inc	HSBC	(1,023)
(6,473)	Benson Hill Inc	Goldman Sachs	(1,032)
(10,723)	Benson Hill Inc	Morgan Stanley	107
(3,745)	Bentley Systems Inc 'B'	Bank of America Merrill Lynch	(9,774)
(35,050)	Bentley Systems Inc 'B'	Barclays Bank	(60,987)
(3,133)	Bentley Systems Inc 'B'	Goldman Sachs	(8,177)
(16,419)	Bentley Systems Inc 'B'	HSBC	42,361
7,716	Berkeley Lights Inc	Bank of America Merrill Lynch	849
8,795	Berkeley Lights Inc	Barclays Bank	88

保有高	銘柄	取引相手	未実現純評価益 /(損) (米ドル)
	米国(続き)		
5,157	Berkeley Lights Inc	Goldman Sachs	567
22,571	Berkeley Lights Inc	HSBC	10,367
4,543	Berkeley Lights Inc	Morgan Stanley	45
20,679	Berkshire Grey Inc	Barclays Bank	1,758
7,100	Berkshire Grey Inc	Goldman Sachs	1,385
4,406	Berkshire Grey Inc	HSBC	198
262	Berkshire Hathaway Inc 'B'	Bank of America Merrill Lynch	2,428
(17,681)	Berkshire Hathaway Inc 'B'	Goldman Sachs	(118,286)
4,545	Berkshire Hathaway Inc 'B'	Goldman Sachs	31,890
739	Berkshire Hathaway Inc 'B'	Morgan Stanley	5,148
(15,607)	Berkshire Hills Bancorp Inc	Bank of America Merrill Lynch	(10,925)
(39,471)	Berkshire Hills Bancorp Inc	Barclays Bank	(15,394)
(43,002)	Berkshire Hills Bancorp Inc	Goldman Sachs	(30,101)
(9,917)	Berkshire Hills Bancorp Inc	HSBC	(7,041)
(2,312)	Berkshire Hills Bancorp Inc	Morgan Stanley	(902)
(11,340)	Berry Corp	Barclays Bank	(4,990)
(22,561)	Berry Corp	Goldman Sachs	(36,549)
(15,458)	Berry Corp	HSBC	(27,824)
(2,850)	Berry Global Group Inc	Bank of America Merrill Lynch	(7,299)
(20,119)	Berry Global Group Inc	Barclays Bank	(29,783)
(8,246)	Berry Global Group Inc	Goldman Sachs	(2,253)
(15,254)	Berry Global Group Inc	HSBC	(40,134)
(6,464)	Berry Global Group Inc	Morgan Stanley	(11,213)
275	Best Buy Co Inc	Bank of America Merrill Lynch	3,130
5,506	Best Buy Co Inc	Barclays Bank	54,950
14,687	Best Buy Co Inc	Goldman Sachs	(32,311)
1,708	Best Buy Co Inc	Morgan Stanley	17,046
(6,689)	Beyond Air Inc	HSBC	(3,947)
4,712	Beyond Meat Inc	Bank of America Merrill Lynch	907
9,383	Beyond Meat Inc	Barclays Bank	25,240
7,486	Beyond Meat Inc	Goldman Sachs	898
6,582	Beyond Meat Inc	HSBC	(11,297)
11,304	Beyond Meat Inc	Morgan Stanley	30,407
17,909	Beyondspring Inc	Barclays Bank	179
5,487	Beyondspring Inc	Goldman Sachs	165
4,613	Beyondspring Inc	HSBC	(876)
(8,005)	BGC Partners Inc 'A'	Bank of America Merrill Lynch	(961)
(106,386)	BGC Partners Inc 'A'	Barclays Bank	(12,766)
(249,208)	BGC Partners Inc 'A'	Goldman Sachs	(29,905)
(51,202)	BGC Partners Inc 'A'	HSBC	(2,048)
(115,897)	BGC Partners Inc 'A'	Morgan Stanley	(13,908)
(54,650)	BGSF Inc	Bank of America Merrill Lynch	(13,663)
(17,150)	BGSF Inc	Barclays Bank	(3,945)
(4,705)	BGSF Inc	Goldman Sachs	(1,176)
5,570	Big 5 Sporting Goods Corp	Bank of America Merrill Lynch	(1,727)

保有高	銘柄	取引相手	未実現純評価益 /(損) (米ドル)
	米国(続き)		
6,664	Big 5 Sporting Goods Corp	Barclays Bank	5,531
1,461	Big 5 Sporting Goods Corp	Goldman Sachs	(453)
1,410	Big 5 Sporting Goods Corp	Morgan Stanley	1,170
4,658	Big Lots Inc	Bank of America Merrill Lynch	(33,351)
37	Big Lots Inc	Barclays Bank	(60)
5,122	Big Lots Inc	Goldman Sachs	(36,674)
7,783	Big Lots Inc	HSBC	(68,179)
1,347	Big Lots Inc	Morgan Stanley	(2,169)
623	BigCommerce Holdings Inc	Bank of America Merrill Lynch	841
(3,464)	BigCommerce Holdings Inc	Bank of America Merrill Lynch	(4,676)
876	BigCommerce Holdings Inc	Barclays Bank	929
614	BigCommerce Holdings Inc	HSBC	1,639
(16,571)	BigCommerce Holdings Inc	HSBC	(50,404)
73	Biglari Holdings Inc 'A'	Bank of America Merrill Lynch	(3,929)
6	Biglari Holdings Inc 'A'	Barclays Bank	128
137	Biglari Holdings Inc 'A'	Goldman Sachs	(7,227)
51	Biglari Holdings Inc 'A'	Morgan Stanley	1,088
1,116	Biglari Holdings Inc 'B'	Barclays Bank	3,404
(4,591)	Bill.com Holdings Inc	Barclays Bank	(28,924)
(1,956)	Bill.com Holdings Inc	Goldman Sachs	(22,611)
(2,623)	Bill.com Holdings Inc	HSBC	(34,230)
9,449	BioAtla Inc	Bank of America Merrill Lynch	1,039
1,395	BioAtla Inc	Barclays Bank	279
26,513	BioAtla Inc	Goldman Sachs	2,916
18,238	BioAtla Inc	HSBC	4,742
9,922	BioAtla Inc	Morgan Stanley	1,984
(514)	BioCryst Pharmaceuticals Inc	Bank of America Merrill Lynch	(529)
(5,945)	BioCryst Pharmaceuticals Inc	Barclays Bank	(3,745)
(24,016)	BioCryst Pharmaceuticals Inc	Goldman Sachs	(24,736)
(17,167)	BioCryst Pharmaceuticals Inc	HSBC	(19,914)
6,420	Biodesix Inc	Goldman Sachs	(1,284)
577	Biogen Inc	Bank of America Merrill Lynch	1,329
4,970	Biogen Inc	Barclays Bank	14,115
3,255	Biogen Inc	Goldman Sachs	12,564
3,062	Biogen Inc	HSBC	30,523
944	Biogen Inc	Morgan Stanley	2,681
(756)	Biohaven Pharmaceutical Holding Co Ltd	Barclays Bank	106
(798)	Biohaven Pharmaceutical Holding Co Ltd	HSBC	(47,657)
(2,589)	BioLife Solutions Inc	Bank of America Merrill Lynch	(3,858)
(10,634)	BioLife Solutions Inc	Barclays Bank	(12,335)
(6,213)	BioLife Solutions Inc	Goldman Sachs	(9,257)
(9,030)	BioLife Solutions Inc	HSBC	(29,980)
2,432	BioMarin Pharmaceutical Inc	Bank of America Merrill Lynch	(1,143)
636	BioMarin Pharmaceutical Inc	Barclays Bank	(2,232)
(3,648)	BioMarin Pharmaceutical Inc	Goldman Sachs	1,715

保有高	銘柄	取引相手	未実現純評価益 /(損) (米ドル)
	米国(続き)		
4,726	BioMarin Pharmaceutical Inc	HSBC	6,599
2,461	BioMarin Pharmaceutical Inc	Morgan Stanley	(8,638)
2,783	Biomea Fusion Inc	Bank of America Merrill Lynch	4,982
963	Biomea Fusion Inc	Barclays Bank	(58)
3,315	Biomea Fusion Inc	Goldman Sachs	5,934
7,969	Biomea Fusion Inc	Morgan Stanley	(478)
(81,676)	Bionano Genomics Inc	Barclays Bank	(10,618)
(8,503)	Bionano Genomics Inc	Goldman Sachs	(1,105)
(4,076)	Bionano Genomics Inc	HSBC	(1,345)
(6,911)	Bionano Genomics Inc	Morgan Stanley	(898)
878	BioNTech SE ADR	Morgan Stanley	1,826
(573)	Bio-Rad Laboratories Inc 'A'	Bank of America Merrill Lynch	(14,693)
(969)	Bio-Rad Laboratories Inc 'A'	Barclays Bank	(9,826)
(890)	Bio-Rad Laboratories Inc 'A'	Goldman Sachs	(25,695)
(349)	Bio-Rad Laboratories Inc 'A'	HSBC	(17,781)
(1,117)	Bio-Rad Laboratories Inc 'A'	Morgan Stanley	(9,369)
(16,107)	BioSig Technologies Inc	Barclays Bank	(322)
(408)	Bio-Techne Corp	Bank of America Merrill Lynch	(5,794)
(2,943)	Bio-Techne Corp	Barclays Bank	(34,786)
(800)	Bio-Techne Corp	Goldman Sachs	(11,360)
(1,644)	Bio-Techne Corp	HSBC	(48,120)
(2,416)	Bio-Techne Corp	Morgan Stanley	(28,557)
(5,857)	Bioventus Inc	Bank of America Merrill Lynch	(6,501)
(18,871)	Bioventus Inc	Barclays Bank	(13,776)
(2,618)	Bioventus Inc	HSBC	(3,691)
(7,232)	Bioventus Inc	Morgan Stanley	(5,279)
(5,312)	Bioxcel Therapeutics Inc	Barclays Bank	6,640
3,649	BJ's Restaurants Inc	Bank of America Merrill Lynch	7,006
6,955	BJ's Restaurants Inc	Barclays Bank	20,239
1,565	BJ's Restaurants Inc	Goldman Sachs	3,005
20,226	BJ's Restaurants Inc	HSBC	23,868
(1,931)	BJ's Wholesale Club Holdings Inc	Barclays Bank	(5,523)
6,364	BJ's Wholesale Club Holdings Inc	Barclays Bank	18,201
(5,261)	BJ's Wholesale Club Holdings Inc	Goldman Sachs	(21,678)
14,802	BJ's Wholesale Club Holdings Inc	Goldman Sachs	(84,764)
4,579	BJ's Wholesale Club Holdings Inc	HSBC	(5,363)
(2,819)	BJ's Wholesale Club Holdings Inc	Morgan Stanley	(7,470)
3,066	BJ's Wholesale Club Holdings Inc	Morgan Stanley	8,769
6,078	Black Diamond Therapeutics Inc	Bank of America Merrill Lynch	(1,155)
21,992	Black Diamond Therapeutics Inc	Barclays Bank	220
36,509	Black Diamond Therapeutics Inc	Goldman Sachs	(6,937)
26,036	Black Diamond Therapeutics Inc	HSBC	(6,769)
10,258	Black Diamond Therapeutics Inc	Morgan Stanley	103
17,030	Black Hills Corp	Bank of America Merrill Lynch	(4,087)
47,058	Black Hills Corp	Barclays Bank	95,528

保有高	銘柄	取引相手	未実現純評価益 /(損) (米ドル)
	米国(続き)		
147,618	Black Hills Corp	Goldman Sachs	(29,569)
31,929	Black Hills Corp	HSBC	17,424
12,340	Black Hills Corp	Morgan Stanley	25,050
(4,399)	Black Knight Inc	Barclays Bank	14,429
(6,547)	Black Knight Inc	Morgan Stanley	21,474
(1,793)	Blackbaud Inc	Bank of America Merrill Lynch	(9,575)
(13,830)	Blackbaud Inc	Barclays Bank	(13,277)
(5,250)	Blackbaud Inc	Goldman Sachs	(23,735)
(1,813)	Blackbaud Inc	HSBC	(18,521)
(7,277)	Blackline Inc	Barclays Bank	(11,135)
5,981	Blackline Inc	Barclays Bank	9,749
(2,871)	Blackline Inc	Goldman Sachs	(39,505)
8,413	Blackline Inc	HSBC	149,290
1,716	Blackline Inc	Morgan Stanley	2,797
(707)	Blackline Inc	Morgan Stanley	(1,152)
1,389	Blackstone Group Inc 'A'	Bank of America Merrill Lynch	18,238
3,277	Blackstone Group Inc 'A'	Barclays Bank	30,738
1,430	Blackstone Group Inc 'A'	Goldman Sachs	19,322
831	Blackstone Group Inc 'A'	HSBC	17,592
(38,005)	Blackstone Mortgage Trust Inc 'A' (REIT)	Bank of America Merrill Lynch	(22,423)
5,460	Blackstone Mortgage Trust Inc 'A' (REIT)	Bank of America Merrill Lynch	2,204
(17,484)	Blackstone Mortgage Trust Inc 'A' (REIT)	Barclays Bank	(14,998)
40,432	Blackstone Mortgage Trust Inc 'A' (REIT)	Barclays Bank	38,122
(27,389)	Blackstone Mortgage Trust Inc 'A' (REIT)	Goldman Sachs	(16,576)
18,623	Blackstone Mortgage Trust Inc 'A' (REIT)	Goldman Sachs	10,988
(55,910)	Blackstone Mortgage Trust Inc 'A' (REIT)	HSBC	(71,653)
1,636	Blackstone Mortgage Trust Inc 'A' (REIT)	HSBC	2,192
(12,723)	Blackstone Mortgage Trust Inc 'A' (REIT)	Morgan Stanley	(12,328)
11,933	Blackstone Mortgage Trust Inc 'A' (REIT)	Morgan Stanley	11,336
2,930	Blade Air Mobility Inc	Bank of America Merrill Lynch	1,289
11,995	Blade Air Mobility Inc	Barclays Bank	(5,158)
3,120	Blade Air Mobility Inc	Goldman Sachs	1,373
3,706	Blade Air Mobility Inc	HSBC	1,779
1,211	Block Inc	Bank of America Merrill Lynch	9,749
(1,004)	Block Inc	Barclays Bank	(4,367)
982	Block Inc	Goldman Sachs	7,209
(898)	Block Inc	Goldman Sachs	(4,169)
1,073	Block Inc	HSBC	6,735
(1,423)	Block Inc	HSBC	(14,353)
6,996	Block Inc	Morgan Stanley	32,410
4,091	Bloom Energy Corp 'A'	Bank of America Merrill Lynch	16,487
(4,215)	Bloom Energy Corp 'A'	Barclays Bank	(8,472)
17,800	Bloom Energy Corp 'A'	Barclays Bank	35,778
5,152	Bloom Energy Corp 'A'	Goldman Sachs	20,763
1,103	Bloom Energy Corp 'A'	HSBC	4,722

保有高	銘柄	取引相手	未実現純評価益 /(損) (米ドル)
	米国(続き)		
7,214	Bloom Energy Corp 'A'	Morgan Stanley	14,500
11,380	Bloomin' Brands Inc	Barclays Bank	21,963
33,863	Bloomin' Brands Inc	Goldman Sachs	2,709
11,642	Bloomin' Brands Inc	HSBC	4,540
(26,473)	Blucora Inc	Barclays Bank	(31,701)
(19,024)	Blucora Inc	Goldman Sachs	(23,970)
(8,727)	Blucora Inc	HSBC	(15,447)
(13,489)	Blue Apron Holdings Inc 'A'	Bank of America Merrill Lynch	4,451
(5,452)	Blue Apron Holdings Inc 'A'	Barclays Bank	(545)
(4,942)	Blue Apron Holdings Inc 'A'	HSBC	198
(24,191)	Blue Bird Corp	Barclays Bank	726
(11,951)	Blue Bird Corp	Goldman Sachs	(3,705)
(9,288)	Blue Foundry Bancorp	Bank of America Merrill Lynch	(4,365)
(61,189)	Blue Foundry Bancorp	Barclays Bank	(6,119)
(18,568)	Blue Foundry Bancorp	Goldman Sachs	(8,727)
(16,775)	Blue Foundry Bancorp	HSBC	2,013
(14,342)	Blue Foundry Bancorp	Morgan Stanley	(1,434)
(43,183)	Blue Owl Capital Inc	Bank of America Merrill Lynch	(54,843)
(19,633)	Blue Owl Capital Inc	Barclays Bank	(12,172)
(49,252)	Blue Owl Capital Inc	Goldman Sachs	(62,550)
(10,850)	Blue Owl Capital Inc	HSBC	(10,416)
(57,570)	Blue Owl Capital Inc	Morgan Stanley	(35,693)
5,073	Blue Ridge Bankshares Inc	Barclays Bank	4,972
351	Blue Ridge Bankshares Inc	Goldman Sachs	407
(10,486)	Bluebird Bio Inc	Barclays Bank	(839)
(12,601)	Bluebird Bio Inc	Goldman Sachs	1,386
(102)	BlueLinx Holdings Inc	Bank of America Merrill Lynch	763
(1,113)	BlueLinx Holdings Inc	Barclays Bank	1,992
(589)	BlueLinx Holdings Inc	HSBC	7,044
775	Blueprint Medicines Corp	Bank of America Merrill Lynch	(868)
15,943	Blueprint Medicines Corp	Barclays Bank	(29,016)
13,366	Blueprint Medicines Corp	Goldman Sachs	(14,342)
18,068	Blueprint Medicines Corp	HSBC	57,581
9,826	Blueprint Medicines Corp	Morgan Stanley	(17,883)
523	BM Technologies Inc	Barclays Bank	89
2,085	Boeing Co	Bank of America Merrill Lynch	1,626
2,431	Boeing Co	Barclays Bank	14,659
14,321	Boeing Co	Goldman Sachs	123,838
2,461	Boeing Co	HSBC	13,120
500	Boeing Co	Morgan Stanley	3,015
(7,471)	Bogota Financial Corp	Barclays Bank	(3,325)
1,546	Boise Cascade Co	Barclays Bank	2,505
11,818	Boise Cascade Co	Goldman Sachs	(6,500)
(2,822)	BOK Financial Corp	Bank of America Merrill Lynch	(3,960)
(3,415)	BOK Financial Corp	Barclays Bank	(4,137)

保有高	銘柄	取引相手	未実現純評価益 /(損) (米ドル)
	米国(続き)		
(3,443)	BOK Financial Corp	Goldman Sachs	(4,762)
(9,955)	BOK Financial Corp	HSBC	873
(3,973)	BOK Financial Corp	Morgan Stanley	(5,245)
170	Bolt Biotherapeutics Inc	Bank of America Merrill Lynch	32
139	Bolt Biotherapeutics Inc	Barclays Bank	25
945	Bolt Biotherapeutics Inc	HSBC	161
(185)	Booking Holdings Inc	Bank of America Merrill Lynch	(32,743)
118	Booking Holdings Inc	Bank of America Merrill Lynch	17,886
93	Booking Holdings Inc	Barclays Bank	10,821
(157)	Booking Holdings Inc	Goldman Sachs	(27,787)
94	Booking Holdings Inc	Goldman Sachs	16,637
(195)	Booking Holdings Inc	HSBC	(38,889)
240	Booking Holdings Inc	HSBC	47,863
(165)	Booking Holdings Inc	Morgan Stanley	(19,198)
(4,394)	Boot Barn Holdings Inc	Barclays Bank	(30,890)
(1,961)	Boot Barn Holdings Inc	Goldman Sachs	26,826
(2,686)	Boot Barn Holdings Inc	HSBC	23,510
2,191	Booz Allen Hamilton Holding Corp	Bank of America Merrill Lynch	6,770
24,409	Booz Allen Hamilton Holding Corp	Goldman Sachs	95,030
8,593	Booz Allen Hamilton Holding Corp	HSBC	35,911
12,298	Booz Allen Hamilton Holding Corp	Morgan Stanley	51,898
10,786	BorgWarner Inc	Bank of America Merrill Lynch	12,702
57,168	BorgWarner Inc	Barclays Bank	82,894
13,758	BorgWarner Inc	Goldman Sachs	30,268
1,285	BorgWarner Inc	HSBC	1,786
828	BorgWarner Inc	Morgan Stanley	(9)
(139)	Boston Beer Co Inc 'A'	Bank of America Merrill Lynch	253
296	Boston Beer Co Inc 'A'	Bank of America Merrill Lynch	3,335
(296)	Boston Beer Co Inc 'A'	Barclays Bank	(6,281)
610	Boston Beer Co Inc 'A'	Barclays Bank	12,944
(380)	Boston Beer Co Inc 'A'	HSBC	(3,060)
246	Boston Beer Co Inc 'A'	HSBC	(1,552)
(302)	Boston Beer Co Inc 'A'	Morgan Stanley	(6,408)
604	Boston Beer Co Inc 'A'	Morgan Stanley	12,817
(1,105)	Boston Omaha Corp 'A'	Bank of America Merrill Lynch	(2,276)
(1,895)	Boston Omaha Corp 'A'	Barclays Bank	(3,089)
(972)	Boston Omaha Corp 'A'	HSBC	(2,051)
(12,645)	Boston Omaha Corp 'A'	Morgan Stanley	(20,611)
(3,667)	Boston Properties Inc (REIT)	Bank of America Merrill Lynch	340
(6,382)	Boston Properties Inc (REIT)	Barclays Bank	(36,122)
(10,164)	Boston Properties Inc (REIT)	Goldman Sachs	15,150
(25,087)	Boston Properties Inc (REIT)	HSBC	51,020
(3,448)	Boston Properties Inc (REIT)	Morgan Stanley	(19,516)
2,891	Boston Scientific Corp	Bank of America Merrill Lynch	3,440
14,196	Boston Scientific Corp	Barclays Bank	15,900

保有高	銘柄	取引相手	未実現純評価益 /(損) (米ドル)
	米国(続き)		
49,897	Boston Scientific Corp	Goldman Sachs	46,495
54,997	Boston Scientific Corp	HSBC	140,519
68,182	Boston Scientific Corp	Morgan Stanley	76,364
17,299	Bowlero Corp	Goldman Sachs	3,806
20,719	Bowlero Corp	HSBC	37,107
6,866	Bowlero Corp	Morgan Stanley	206
(1,150)	Bowman Consulting Group Ltd	Bank of America Merrill Lynch	1,564
12,358	Box Inc 'A'	Bank of America Merrill Lynch	(19,649)
(3,006)	Box Inc 'A'	Bank of America Merrill Lynch	4,780
27,649	Box Inc 'A'	Barclays Bank	4,701
(4,090)	Box Inc 'A'	Barclays Bank	(695)
20,041	Box Inc 'A'	Goldman Sachs	(17,442)
(2,751)	Box Inc 'A'	Goldman Sachs	4,374
7,360	Box Inc 'A'	HSBC	(8,682)
(8,046)	Box Inc 'A'	HSBC	19,713
7,044	Box Inc 'A'	Morgan Stanley	544
(708)	Boyd Gaming Corp	Bank of America Merrill Lynch	(2,577)
3,806	Boyd Gaming Corp	Barclays Bank	17,809
(1,620)	Boyd Gaming Corp	Barclays Bank	(6,448)
12,552	Boyd Gaming Corp	Goldman Sachs	45,689
(7,478)	Boyd Gaming Corp	Goldman Sachs	(27,220)
8,667	Boyd Gaming Corp	HSBC	32,068
(6,818)	Boyd Gaming Corp	HSBC	(20,628)
(2,718)	Boyd Gaming Corp	Morgan Stanley	(10,818)
2,044	Brady Corp 'A'	Bank of America Merrill Lynch	3,969
7,483	Brady Corp 'A'	Barclays Bank	26,265
10,681	Brady Corp 'A'	Goldman Sachs	41,164
1,842	Brady Corp 'A'	HSBC	8,180
1,406	Brady Corp 'A'	Morgan Stanley	4,935
14,668	Braemar Hotels & Resorts Inc (REIT)	Bank of America Merrill Lynch	2,347
52,585	Braemar Hotels & Resorts Inc (REIT)	Barclays Bank	22,612
42,107	Braemar Hotels & Resorts Inc (REIT)	Goldman Sachs	6,737
63,919	Braemar Hotels & Resorts Inc (REIT)	HSBC	7,670
(57,881)	BrainStorm Cell Therapeutics Inc	Barclays Bank	(4,052)
(8,367)	BrainStorm Cell Therapeutics Inc	Goldman Sachs	(1,422)
5,282	Brandywine Realty Trust (REIT)	Bank of America Merrill Lynch	1,532
90,941	Brandywine Realty Trust (REIT)	Barclays Bank	28,192
49,827	Brandywine Realty Trust (REIT)	Goldman Sachs	14,450
5,141	Brandywine Realty Trust (REIT)	Morgan Stanley	1,594
(6,399)	Braze Inc 'A'	Goldman Sachs	(8,767)
(7,755)	Braze Inc 'A'	HSBC	(9,151)
(7,864)	Braze Inc 'A'	Morgan Stanley	(11,560)
(3,296)	Bread Financial Holdings Inc	Bank of America Merrill Lynch	(14,469)
(7,847)	Bread Financial Holdings Inc	Barclays Bank	(33,742)
(6,112)	Bread Financial Holdings Inc	Goldman Sachs	(26,832)

保有高	銘柄	取引相手	未実現純評価益 /(損) (米ドル)
	米国(続き)		
(3,091)	Bread Financial Holdings Inc	HSBC	(16,533)
(3,306)	Bread Financial Holdings Inc	Morgan Stanley	(14,216)
11,273	Bridgebio Pharma Inc	Bank of America Merrill Lynch	3,382
24,188	Bridgebio Pharma Inc	Barclays Bank	(7,256)
29,921	Bridgebio Pharma Inc	Goldman Sachs	8,976
17,772	Bridgebio Pharma Inc	HSBC	25,860
(15,217)	Bridgewater Bancshares Inc	Barclays Bank	(6,628)
(5,618)	Bridgewater Bancshares Inc	Goldman Sachs	(3,095)
(6,755)	Bridgewater Bancshares Inc	HSBC	(68)
(12,694)	Bridgewater Bancshares Inc	Morgan Stanley	(4,297)
(262)	Bridgford Foods Corp	Bank of America Merrill Lynch	139
(6,472)	Bridgford Foods Corp	Barclays Bank	(453)
(3,165)	Bridgford Foods Corp	Goldman Sachs	1,677
(299)	Bridgford Foods Corp	HSBC	132
(826)	Bridgford Foods Corp	Morgan Stanley	(58)
3,518	Briggs & Stratton Corp* ,	Barclays Bank	-
32,162	Briggs & Stratton Corp*	Goldman Sachs	(32)
(31,415)	Brigham Minerals Inc 'A'	Barclays Bank	(98,329)
(12,235)	Brigham Minerals Inc 'A'	Goldman Sachs	(36,950)
(6,932)	Brigham Minerals Inc 'A'	HSBC	(36,809)
(4,055)	Brigham Minerals Inc 'A'	Morgan Stanley	(12,692)
45,930	Bright Health Group Inc	Goldman Sachs	(7,578)
49	Bright Health Group Inc	HSBC	(18)
(892)	Bright Horizons Family Solutions Inc	Bank of America Merrill Lynch	(9,705)
(633)	Bright Horizons Family Solutions Inc	Barclays Bank	(1,260)
(2,552)	Bright Horizons Family Solutions Inc	Goldman Sachs	(27,766)
(3,504)	Bright Horizons Family Solutions Inc	HSBC	(32,220)
(2,954)	Bright Horizons Family Solutions Inc	Morgan Stanley	(5,699)
(10,844)	Brightcove Inc	Barclays Bank	(2,060)
(21,612)	Brightcove Inc	Goldman Sachs	(3,242)
(10,053)	Brightcove Inc	HSBC	(1,005)
(4,763)	Brightcove Inc	Morgan Stanley	(905)
11,425	BrightHouse Financial Inc	Barclays Bank	29,705
(5,273)	BrightHouse Financial Inc	Barclays Bank	(13,710)
1,416	BrightHouse Financial Inc	Goldman Sachs	3,823
18,472	BrightHouse Financial Inc	HSBC	(38,237)
(2,437)	BrightHouse Financial Inc	Morgan Stanley	(6,336)
(33,806)	BrightSphere Investment Group Inc	Goldman Sachs	(18,118)
(1,563)	BrightSphere Investment Group Inc	HSBC	(877)
(3,968)	BrightSphere Investment Group Inc	Morgan Stanley	(873)
(3,288)	BrightSpire Capital Inc (REIT)	Bank of America Merrill Lynch	(2,323)
(21,853)	BrightSpire Capital Inc (REIT)	Barclays Bank	(8,960)
(55,132)	BrightSpire Capital Inc (REIT)	Goldman Sachs	(19,848)
(32,531)	BrightSpire Capital Inc (REIT)	HSBC	(26,350)
(18,532)	BrightSpire Capital Inc (REIT)	Morgan Stanley	(7,598)

保有高	銘柄	取引相手	未実現純評価益 /(損) (米ドル)
	米国(続き)		
9,690	BrightView Holdings Inc	Barclays Bank	9,109
20,691	BrightView Holdings Inc	Goldman Sachs	17,380
2,350	Brilliant Earth Group Inc 'A'	Bank of America Merrill Lynch	870
2,133	Brilliant Earth Group Inc 'A'	HSBC	(5,994)
(9,587)	Brinker International Inc	Bank of America Merrill Lynch	16,873
(4,677)	Brinker International Inc	Barclays Bank	(16,182)
(4,125)	Brinker International Inc	Goldman Sachs	7,260
(6,833)	Brinker International Inc	HSBC	10,083
(510)	Brink's Co	Bank of America Merrill Lynch	(2,004)
(6,088)	Brink's Co	Barclays Bank	(15,159)
(9,513)	Brink's Co	Goldman Sachs	(37,386)
(11,267)	Brink's Co	HSBC	(42,232)
(3,136)	Bristol-Myers Squibb Co	Bank of America Merrill Lynch	8,467
(1,881)	Bristol-Myers Squibb Co	Barclays Bank	4,684
(18,249)	Bristol-Myers Squibb Co	Goldman Sachs	49,268
(30,047)	Bristol-Myers Squibb Co	HSBC	61,708
(10,181)	Bristol-Myers Squibb Co	Morgan Stanley	25,351
(10,423)	Bristow Group Inc	Barclays Bank	(23,660)
(6,993)	Bristow Group Inc	Goldman Sachs	(18,182)
6,014	Brixmor Property Group Inc (REIT)	Bank of America Merrill Lynch	2,827
117,635	Brixmor Property Group Inc (REIT)	Barclays Bank	215,272
108,456	Brixmor Property Group Inc (REIT)	Goldman Sachs	50,974
90,899	Brixmor Property Group Inc (REIT)	HSBC	85,445
25,016	Brixmor Property Group Inc (REIT)	Morgan Stanley	45,779
(5,678)	Broadcom Inc	Goldman Sachs	19,192
(1,558)	Broadcom Inc	HSBC	4,319
(1,178)	Broadcom Inc	Morgan Stanley	(62,352)
45,255	Broadmark Realty Capital Inc (REIT)	Bank of America Merrill Lynch	(2,282)
86,470	Broadmark Realty Capital Inc (REIT)	Barclays Bank	12,106
21,654	Broadmark Realty Capital Inc (REIT)	Goldman Sachs	1,697
32,462	Broadmark Realty Capital Inc (REIT)	HSBC	7,497
8,599	Broadmark Realty Capital Inc (REIT)	Morgan Stanley	(213)
3,141	Broadridge Financial Solutions Inc	Bank of America Merrill Lynch	20,129
7,722	Broadridge Financial Solutions Inc	Barclays Bank	39,536
13,249	Broadridge Financial Solutions Inc	Goldman Sachs	84,602
8,876	Broadridge Financial Solutions Inc	HSBC	67,720
254	Broadridge Financial Solutions Inc	Morgan Stanley	1,300
(9,973)	Broadstone Net Lease Inc (REIT)	Bank of America Merrill Lynch	(5,485)
(30,632)	Broadstone Net Lease Inc (REIT)	Barclays Bank	(15,010)
(32,411)	Broadstone Net Lease Inc (REIT)	Goldman Sachs	(17,826)
(57,198)	Broadstone Net Lease Inc (REIT)	HSBC	(64,998)
(2,862)	Broadstone Net Lease Inc (REIT)	Morgan Stanley	461
8,340	Broadway Gold Mining Ltd	HSBC	530
27,995	Broadway Gold Mining Ltd	Morgan Stanley	2,402
(33,181)	Brookdale Senior Living Inc	Morgan Stanley	(8,959)

保有高	銘柄	取引相手	未実現純評価益 /(損) (米ドル)
	米国(続き)		
2,111	Brookfield Infrastructure Corp 'A'	Bank of America Merrill Lynch	1,034
11,473	Brookfield Infrastructure Corp 'A'	Barclays Bank	(34,993)
8,438	Brookfield Infrastructure Corp 'A'	Goldman Sachs	4,135
7,289	Brookfield Infrastructure Corp 'A'	HSBC	15,526
23,623	Brookfield Renewable Corp 'A'	Barclays Bank	(6,142)
35,127	Brookfield Renewable Corp 'A'	HSBC	70,605
3,988	Brookfield Renewable Corp 'A'	Morgan Stanley	(1,037)
(4,204)	Brookline Bancorp Inc	Bank of America Merrill Lynch	(1,423)
(19,889)	Brookline Bancorp Inc	Barclays Bank	12,530
(16,774)	Brookline Bancorp Inc	HSBC	2,355
(4,511)	Brookline Bancorp Inc	Morgan Stanley	1,681
(9,638)	Brown & Brown Inc	Bank of America Merrill Lynch	(13,493)
8,149	Brown & Brown Inc	Barclays Bank	23,551
(13,414)	Brown & Brown Inc	Barclays Bank	(38,766)
15,322	Brown & Brown Inc	Goldman Sachs	21,451
(5,037)	Brown & Brown Inc	Goldman Sachs	(3,503)
8,270	Brown & Brown Inc	HSBC	18,856
2,721	Brown & Brown Inc	Morgan Stanley	7,864
(2,717)	Brown & Brown Inc	Morgan Stanley	(7,852)
5,299	Brown-Forman Corp 'A'	Bank of America Merrill Lynch	(3,868)
8,392	Brown-Forman Corp 'A'	Barclays Bank	20,493
8,105	Brown-Forman Corp 'A'	Goldman Sachs	(4,791)
18,139	Brown-Forman Corp 'A'	HSBC	32,604
15,091	Brown-Forman Corp 'A'	Morgan Stanley	37,483
20,496	Brown-Forman Corp 'B'	Bank of America Merrill Lynch	(19,269)
30,721	Brown-Forman Corp 'B'	Barclays Bank	72,194
72,203	Brown-Forman Corp 'B'	Goldman Sachs	(89,481)
30,186	Brown-Forman Corp 'B'	HSBC	25,960
(11,623)	BRP Group Inc 'A'	Barclays Bank	(23,478)
(8,229)	BRP Group Inc 'A'	Goldman Sachs	(22,301)
(8,309)	BRP Group Inc 'A'	HSBC	(11,716)
22,177	BRT Apartments Corp (REIT)	Goldman Sachs	41,249
3,579	BRT Apartments Corp (REIT)	Morgan Stanley	6,800
10,642	Bruker Corp	Bank of America Merrill Lynch	31,713
8,090	Bruker Corp	Barclays Bank	15,128
23,584	Bruker Corp	Goldman Sachs	70,280
13,360	Bruker Corp	HSBC	65,063
12,488	Bruker Corp	Morgan Stanley	23,353
1,231	Brunswick Corp	Bank of America Merrill Lynch	4,659
1,092	Brunswick Corp	Barclays Bank	3,877
(9,623)	Brunswick Corp	Barclays Bank	(34,162)
(9,126)	Brunswick Corp	Goldman Sachs	13,780
443	Brunswick Corp	HSBC	(2,162)
(3,675)	Brunswick Corp	HSBC	17,332
2,620	Brunswick Corp	Morgan Stanley	9,301

保有高	銘柄	取引相手	未実現純評価益 /(損) (米ドル)
	米国(続き)		
(334)	Brunswick Corp	Morgan Stanley	(1,186)
49,417	BTRS Holdings Inc	Barclays Bank	15,813
29,693	BTRS Holdings Inc	Goldman Sachs	12,174
17,564	BTRS Holdings Inc	HSBC	(6,850)
9,010	Buckle Inc	Bank of America Merrill Lynch	6,353
9,595	Buckle Inc	Barclays Bank	27,993
10,117	Buckle Inc	Goldman Sachs	(3,237)
2,117	Buckle Inc	HSBC	6,550
2,124	Buckle Inc	Morgan Stanley	6,245
(1,098)	Build-A-Bear Workshop Inc	Barclays Bank	(2,163)
(6,620)	Build-A-Bear Workshop Inc	Goldman Sachs	(7,745)
(8,503)	Build-A-Bear Workshop Inc	HSBC	(20,266)
20,088	Builders FirstSource Inc	Barclays Bank	60,690
23,803	Builders FirstSource Inc	Goldman Sachs	(23,499)
2,833	Builders FirstSource Inc	HSBC	2,040
10,142	Builders FirstSource Inc	Morgan Stanley	30,122
(6,534)	Bumble Inc 'A'	Barclays Bank	(3,398)
(4,922)	Bumble Inc 'A'	Goldman Sachs	(11,075)
2,813	Bumble Inc 'A'	HSBC	23,629
4,045	Bunge Ltd	Bank of America Merrill Lynch	18,809
14,182	Bunge Ltd	Barclays Bank	53,608
8,781	Bunge Ltd	Goldman Sachs	31,786
23,383	Burford Capital Ltd	Barclays Bank	14,965
15,251	Burford Capital Ltd	Goldman Sachs	17,844
21,414	Burford Capital Ltd	HSBC	29,337
(5,008)	Burlington Stores Inc	Barclays Bank	(47,175)
(714)	Burlington Stores Inc	Goldman Sachs	5,419
2,203	Business First Bancshares Inc	Bank of America Merrill Lynch	617
13,324	Business First Bancshares Inc	Barclays Bank	8,927
18,395	Business First Bancshares Inc	Goldman Sachs	5,151
5,273	Business First Bancshares Inc	HSBC	(2,847)
842	Business First Bancshares Inc	Morgan Stanley	564
(21,177)	Butterfly Network Inc	Barclays Bank	(1,906)
9,076	BuzzFeed Inc	Goldman Sachs	2,451
(15,071)	BWX Technologies Inc	Bank of America Merrill Lynch	(22,117)
(16,667)	BWX Technologies Inc	Barclays Bank	(23,667)
(21,125)	BWX Technologies Inc	Goldman Sachs	(35,490)
(7,379)	BWX Technologies Inc	HSBC	(22,009)
(10,884)	BWX Technologies Inc	Morgan Stanley	(15,455)
17,305	Byline Bancorp Inc	Bank of America Merrill Lynch	21,153
22,402	Byline Bancorp Inc	Barclays Bank	10,081
32,664	Byline Bancorp Inc	Goldman Sachs	55,227
8,698	Byline Bancorp Inc	HSBC	11,945
20,530	Byline Bancorp Inc	Morgan Stanley	9,279
(2,352)	C&F Financial Corp	Barclays Bank	(4,351)

保有高	銘柄	取引相手	未実現純評価益 /(損) (米ドル)
	米国(続き)		
(60)	C&F Financial Corp	Goldman Sachs	(89)
12,758	C3.ai Inc 'A'	Bank of America Merrill Lynch	30,109
22,416	C3.ai Inc 'A'	Barclays Bank	29,589
3,174	C3.ai Inc 'A'	Goldman Sachs	7,491
32,808	C3.ai Inc 'A'	HSBC	139,254
10,228	C3.ai Inc 'A'	Morgan Stanley	13,501
(5,938)	C4 Therapeutics Inc	Barclays Bank	(3,741)
(11,597)	C4 Therapeutics Inc	Goldman Sachs	(5,914)
(2,473)	C4 Therapeutics Inc	Morgan Stanley	(1,558)
15,163	Cabaletta Bio Inc	Barclays Bank	-
3,347	Cabaletta Bio Inc	Goldman Sachs	(1,607)
13,804	Cabaletta Bio Inc	HSBC	1,518
8,761	Cabaletta Bio Inc	Morgan Stanley	-
181	Cable One Inc	Bank of America Merrill Lynch	29,201
775	Cable One Inc	Barclays Bank	53,374
597	Cable One Inc	Goldman Sachs	96,314
70	Cable One Inc	HSBC	12,216
325	Cable One Inc	Morgan Stanley	22,383
3,724	Cabot Corp	Bank of America Merrill Lynch	28,712
14,969	Cabot Corp	Barclays Bank	97,149
3,879	Cabot Corp	Goldman Sachs	29,907
11,869	Cabot Corp	HSBC	128,304
3,600	CACI International Inc 'A'	Bank of America Merrill Lynch	61,056
2,516	CACI International Inc 'A'	Barclays Bank	36,859
1,918	CACI International Inc 'A'	Goldman Sachs	32,529
2,772	CACI International Inc 'A'	HSBC	58,349
1,717	CACI International Inc 'A'	Morgan Stanley	25,154
(600)	Cactus Inc 'A'	Bank of America Merrill Lynch	(4,645)
(6,041)	Cactus Inc 'A'	Barclays Bank	(27,970)
(8,207)	Cactus Inc 'A'	Goldman Sachs	(49,062)
(7,424)	Cactus Inc 'A'	HSBC	(68,047)
(269)	Cactus Inc 'A'	Morgan Stanley	(1,245)
908	Cadence Bank	Bank of America Merrill Lynch	1,553
(5,688)	Cadence Bank	Barclays Bank	(4,695)
26,685	Cadence Bank	Goldman Sachs	45,631
10,840	Cadence Bank	Morgan Stanley	9,648
8,072	Cadence Design Systems Inc	Barclays Bank	39,870
2,058	Cadence Design Systems Inc	Goldman Sachs	28,298
757	Cadence Design Systems Inc	HSBC	8,718
7,452	Cadence Design Systems Inc	Morgan Stanley	40,986
(15,014)	Cadiz Inc	Barclays Bank	(150)
(33,709)	Cadiz Inc	HSBC	(5,056)
(11,333)	Cadiz Inc	Morgan Stanley	(113)
5,164	Cadre Holdings Inc	Barclays Bank	10,276
(14,600)	Caesars Entertainment Inc	Barclays Bank	(34,018)

保有高	銘柄	取引相手	未実現純評価益 /(損) (米ドル)
	米国(続き)		
(2,055)	Caesars Entertainment Inc	Goldman Sachs	2,142
(2,262)	Caesars Entertainment Inc	HSBC	5,361
2,393	Caesarstone Ltd	Bank of America Merrill Lynch	(574)
2,133	Caesarstone Ltd	Barclays Bank	683
9,944	Caesarstone Ltd	HSBC	1,193
13,998	Caesarstone Ltd	Morgan Stanley	4,479
(70,018)	CalAmp Corp	Barclays Bank	(42,711)
(19,984)	CalAmp Corp	Goldman Sachs	(30,176)
(12,443)	CalAmp Corp	Morgan Stanley	(7,590)
643	Calavo Growers Inc	Bank of America Merrill Lynch	328
7,600	Calavo Growers Inc	Barclays Bank	13,376
6,707	Calavo Growers Inc	Goldman Sachs	3,421
3,414	Calavo Growers Inc	HSBC	8,398
2,270	Calavo Growers Inc	Morgan Stanley	3,995
3,469	Caledonia Mining Corp Plc	Barclays Bank	2,394
6,610	Caledonia Mining Corp Plc	Goldman Sachs	5,883
(12,073)	Caleres Inc	Goldman Sachs	(51,672)
(25,620)	Caleres Inc	HSBC	(132,968)
3,576	California BanCorp	Bank of America Merrill Lynch	3,254
9,685	California BanCorp	Barclays Bank	9,685
5,398	California BanCorp	Goldman Sachs	4,912
4,610	California BanCorp	HSBC	968
2,851	California BanCorp	Morgan Stanley	2,851
(7,629)	California Resources Corp	Barclays Bank	(14,103)
(4,157)	California Resources Corp	HSBC	(20,999)
(2,606)	California Water Service Group	Barclays Bank	3,101
(19,634)	California Water Service Group	Goldman Sachs	4,909
(1,580)	California Water Service Group	HSBC	(1,820)
10,481	Calithera Biosciences Inc	Bank of America Merrill Lynch	(106)
36,803	Calithera Biosciences Inc	Goldman Sachs	(372)
12,913	Calithera Biosciences Inc	HSBC	56
6,711	Calithera Biosciences Inc	Morgan Stanley	(115)
615	Calix Inc	Bank of America Merrill Lynch	1,561
(3,535)	Calix Inc	Goldman Sachs	(11,347)
10,084	Calix Inc	Goldman Sachs	30,567
575	Calix Inc	HSBC	1,265
1,556	Calix Inc	Morgan Stanley	3,283
(23,658)	Callaway Golf Co	Bank of America Merrill Lynch	(12,959)
(35,197)	Callaway Golf Co	Barclays Bank	(58,779)
(56,010)	Callaway Golf Co	Goldman Sachs	(22,792)
(31,225)	Callaway Golf Co	HSBC	(84,888)
(8,807)	Callaway Golf Co	Morgan Stanley	(14,708)
1,999	Callon Petroleum Co	Bank of America Merrill Lynch	24,698
2,696	Callon Petroleum Co	Barclays Bank	31,435
1,165	Callon Petroleum Co	Goldman Sachs	16,147

保有高	銘柄	取引相手	未実現純評価益 /(損) (米ドル)
	米国(続き)		
846	Callon Petroleum Co	HSBC	13,050
(14,897)	Cal-Maine Foods Inc	Barclays Bank	(28,602)
(378)	Cal-Maine Foods Inc	HSBC	1,230
(19,076)	Calyxt Inc	Barclays Bank	570
(2,617)	Cambium Networks Corp	Barclays Bank	(2,041)
(3,177)	Cambium Networks Corp	Goldman Sachs	(3,018)
(2,646)	Cambium Networks Corp	HSBC	(2,223)
(8,428)	Cambium Networks Corp	Morgan Stanley	(6,574)
(8,700)	Cambridge Bancorp	Goldman Sachs	(38,976)
(4,106)	Cambridge Bancorp	HSBC	1,355
16,035	Camden National Corp	Bank of America Merrill Lynch	31,031
21,773	Camden National Corp	Barclays Bank	23,297
8,284	Camden National Corp	Goldman Sachs	16,539
1,965	Camden National Corp	HSBC	(1,434)
2,368	Camden National Corp	Morgan Stanley	2,534
4,100	Camden Property Trust (REIT)	Barclays Bank	11,849
8,432	Camden Property Trust (REIT)	Goldman Sachs	(4,047)
18,039	Camden Property Trust (REIT)	HSBC	6,494
3,390	Camden Property Trust (REIT)	Morgan Stanley	9,797
(6,837)	Campbell Soup Co	Bank of America Merrill Lynch	23,656
(10,500)	Campbell Soup Co	Barclays Bank	(10,920)
(41,648)	Campbell Soup Co	Goldman Sachs	144,102
(21,615)	Campbell Soup Co	HSBC	61,314
(14,250)	Campbell Soup Co	Morgan Stanley	(14,820)
(2,425)	Canadian Pacific Railway Ltd	Barclays Bank	(3,565)
(1,465)	Canadian Pacific Railway Ltd	Goldman Sachs	(1,714)
(8,816)	Canadian Pacific Railway Ltd	Morgan Stanley	(12,960)
(4,555)	Cannae Holdings Inc	Bank of America Merrill Lynch	(9,110)
(16,038)	Cannae Holdings Inc	Barclays Bank	(18,123)
(17,134)	Cannae Holdings Inc	Goldman Sachs	(34,268)
(15,891)	Cannae Holdings Inc	HSBC	(16,938)
36,407	Cano Health Inc	Barclays Bank	(24,757)
28,210	Cano Health Inc	Goldman Sachs	4,232
39,306	Cano Health Inc	HSBC	38,127
3,674	Cano Health Inc	Morgan Stanley	(2,498)
9,141	Canoo Inc	Goldman Sachs	424
11,152	Canoo Inc	HSBC	(2,211)
7,508	Canoo Inc	Morgan Stanley	1,239
(14,746)	Cantaloupe Inc	Bank of America Merrill Lynch	(8,553)
(20,048)	Cantaloupe Inc	Barclays Bank	(8,821)
(24,028)	Cantaloupe Inc	Goldman Sachs	(13,936)
(6,750)	Cantaloupe Inc	HSBC	(2,160)
(6,984)	Cantaloupe Inc	Morgan Stanley	(3,073)
(6,213)	Capital Bancorp Inc	Bank of America Merrill Lynch	(5,654)
(6,153)	Capital Bancorp Inc	Barclays Bank	(3,138)

保有高	銘柄	取引相手	未実現純評価益 /(損) (米ドル)
	米国(続き)		
(5,025)	Capital Bancorp Inc	Goldman Sachs	(4,573)
(1,478)	Capital Bancorp Inc	HSBC	(1,005)
(5,576)	Capital Bancorp Inc	Morgan Stanley	(2,844)
26,545	Capital City Bank Group Inc	Bank of America Merrill Lynch	19,112
41,877	Capital City Bank Group Inc	Barclays Bank	8,375
62,213	Capital City Bank Group Inc	Goldman Sachs	44,793
23,551	Capital City Bank Group Inc	HSBC	471
20,719	Capital City Bank Group Inc	Morgan Stanley	4,144
2,510	Capital One Financial Corp	Bank of America Merrill Lynch	33,107
9,124	Capital One Financial Corp	Barclays Bank	76,277
(2,549)	Capital One Financial Corp	Goldman Sachs	(33,621)
5,483	Capital One Financial Corp	HSBC	21,603
511	Capital One Financial Corp	Morgan Stanley	2,331
(22,369)	Capitol Federal Financial Inc	Bank of America Merrill Lynch	(13,645)
(72,094)	Capitol Federal Financial Inc	Barclays Bank	(13,698)
(35,423)	Capitol Federal Financial Inc	Goldman Sachs	(19,434)
(54,590)	Capitol Federal Financial Inc	HSBC	(21,206)
(20,470)	Capitol Federal Financial Inc	Morgan Stanley	(3,889)
4,147	Capri Holdings Ltd	Bank of America Merrill Lynch	20,175
10,061	Capri Holdings Ltd	Barclays Bank	59,511
4,797	Capri Holdings Ltd	Goldman Sachs	23,338
12,062	Capri Holdings Ltd	HSBC	92,370
5,022	Capri Holdings Ltd	Morgan Stanley	29,705
2,404	Capstar Financial Holdings Inc	Bank of America Merrill Lynch	2,356
40,496	Capstar Financial Holdings Inc	Barclays Bank	17,413
29,175	Capstar Financial Holdings Inc	Goldman Sachs	28,591
28,931	Capstar Financial Holdings Inc	HSBC	3,182
(5,444)	Cara Therapeutics Inc	Bank of America Merrill Lynch	1,742
(12,111)	Cara Therapeutics Inc	Barclays Bank	5,450
(1,740)	Cara Therapeutics Inc	HSBC	(1,131)
(4,715)	Cara Therapeutics Inc	Morgan Stanley	2,122
(31,489)	Cardiff Oncology Inc	Bank of America Merrill Lynch	(630)
(6,154)	Cardiff Oncology Inc	Barclays Bank	(615)
(8,947)	Cardiff Oncology Inc	Goldman Sachs	(179)
(7,320)	Cardiff Oncology Inc	HSBC	(732)
(1,975)	Cardinal Health Inc	Bank of America Merrill Lynch	(217)
560	Cardinal Health Inc	Bank of America Merrill Lynch	62
(31,662)	Cardinal Health Inc	Barclays Bank	30,883
(2,070)	Cardinal Health Inc	Goldman Sachs	(228)
6,977	Cardinal Health Inc	Goldman Sachs	(1,917)
(5,670)	Cardinal Health Inc	Morgan Stanley	6,289
(2,621)	Cardiovascular Systems Inc	Barclays Bank	-
(9,725)	Cardiovascular Systems Inc	Goldman Sachs	(6,699)
(1,710)	Cardiovascular Systems Inc	HSBC	(2,753)
3,171	Cardlytics Inc	Bank of America Merrill Lynch	(9,862)

保有高	銘柄	取引相手	未実現純評価益 /(損) (米ドル)
	米国(続き)		
4,432	Cardlytics Inc	Barclays Bank	(337)
978	Cardlytics Inc	Goldman Sachs	(107)
7,920	Cardlytics Inc	HSBC	(19,345)
(393)	CareDx Inc	Bank of America Merrill Lynch	(248)
(12,050)	CareDx Inc	Barclays Bank	(19,641)
(10,607)	CareDx Inc	Goldman Sachs	(6,683)
(8,463)	CareDx Inc	HSBC	(25,803)
(4,792)	CareDx Inc	Morgan Stanley	(7,811)
8,946	CareMax Inc	Bank of America Merrill Lynch	5,457
10,456	CareMax Inc	Barclays Bank	(1,987)
2,419	CareMax Inc	Morgan Stanley	(460)
(2,810)	CareTrust Inc (REIT)	Bank of America Merrill Lynch	(2,782)
(21,770)	CareTrust Inc (REIT)	Barclays Bank	(22,205)
(33,795)	CareTrust Inc (REIT)	Goldman Sachs	(33,457)
(6,793)	CareTrust Inc (REIT)	HSBC	(11,820)
(22,088)	Cargurus Inc	Barclays Bank	(63,834)
(99)	Cargurus Inc	Goldman Sachs	31
(10,444)	Cargurus Inc	HSBC	50,236
(334)	Carlisle Cos Inc	Bank of America Merrill Lynch	(942)
(19,380)	Carlisle Cos Inc	Barclays Bank	(13,760)
(959)	Carlisle Cos Inc	Goldman Sachs	134
(606)	Carlisle Cos Inc	HSBC	(462)
6,066	Carlyle Group Inc	Bank of America Merrill Lynch	6,417
25,227	Carlyle Group Inc	Barclays Bank	49,193
2,966	Carlyle Group Inc	Goldman Sachs	3,174
2,085	Carlyle Group Inc	HSBC	5,726
(8,664)	CarMax Inc	Bank of America Merrill Lynch	(45,400)
(5,209)	CarMax Inc	Barclays Bank	(36,515)
(7,683)	CarMax Inc	Goldman Sachs	(40,259)
(6,120)	CarMax Inc	HSBC	(31,151)
(3,018)	CarMax Inc	Morgan Stanley	(21,156)
14,637	Carnival Corp	Bank of America Merrill Lynch	(878)
74,641	Carnival Corp	Barclays Bank	68,670
26,464	Carnival Corp	Goldman Sachs	(1,588)
16,408	Carnival Corp	Morgan Stanley	23,281
(5,385)	CarParts.com Inc	Bank of America Merrill Lynch	(2,558)
(11,535)	CarParts.com Inc	Barclays Bank	(2,941)
(2,911)	CarParts.com Inc	Goldman Sachs	(1,383)
(7,626)	CarParts.com Inc	HSBC	496
(4,903)	Carpenter Technology Corp	Bank of America Merrill Lynch	(13,777)
(26,716)	Carpenter Technology Corp	Goldman Sachs	(75,072)
5,451	Carriage Services Inc	Barclays Bank	6,378
1,610	Carriage Services Inc	Goldman Sachs	580
8,537	Carriage Services Inc	HSBC	(1,622)
748	Carriage Services Inc	Morgan Stanley	875

保有高	銘柄	取引相手	未実現純評価益 /(損) (米ドル)
	米国(続き)		
10,241	Carrier Global Corp	Bank of America Merrill Lynch	(9,012)
(14,810)	Carrier Global Corp	Barclays Bank	(10,515)
21,024	Carrier Global Corp	Barclays Bank	14,927
(39,605)	Carrier Global Corp	Goldman Sachs	34,852
(27,972)	Carrier Global Corp	HSBC	(23,776)
1,938	Carrier Global Corp	HSBC	(2,502)
(22,769)	Carrols Restaurant Group Inc	Goldman Sachs	(8,425)
(7,729)	Carrols Restaurant Group Inc	HSBC	(1,700)
(1,916)	Cars.com Inc	Bank of America Merrill Lynch	(364)
(31,350)	Cars.com Inc	Goldman Sachs	(5,957)
(9,164)	Cars.com Inc	HSBC	(8,523)
(3,537)	Carter Bankshares Inc	Bank of America Merrill Lynch	(743)
(27,230)	Carter Bankshares Inc	Barclays Bank	(6,535)
(10,318)	Carter Bankshares Inc	Goldman Sachs	(2,167)
(19,062)	Carter Bankshares Inc	HSBC	9,340
(5,698)	Carter Bankshares Inc	Morgan Stanley	(1,368)
5,510	Carter 's Inc	Bank of America Merrill Lynch	(34,324)
8,540	Carter 's Inc	Barclays Bank	6,063
10,733	Carter 's Inc	Goldman Sachs	(72,448)
11,523	Carter 's Inc	HSBC	(50,016)
5,205	Carter 's Inc	Morgan Stanley	3,695
(7,249)	Carvana Co	Barclays Bank	(9,496)
(10,235)	Carvana Co	Goldman Sachs	70,110
(2,612)	Carvana Co	Morgan Stanley	(3,422)
4,476	Casa Systems Inc	Bank of America Merrill Lynch	1,969
20,380	Casa Systems Inc	Goldman Sachs	8,967
5,321	Casa Systems Inc	Morgan Stanley	2,607
(1,565)	Casella Waste Systems Inc 'A'	Bank of America Merrill Lynch	(2,864)
(12,231)	Casella Waste Systems Inc 'A'	Barclays Bank	(24,829)
(1,692)	Casella Waste Systems Inc 'A'	Goldman Sachs	(3,428)
(5,773)	Casella Waste Systems Inc 'A'	HSBC	(5,976)
(8,626)	Casella Waste Systems Inc 'A'	Morgan Stanley	(17,511)
(905)	Casey 's General Stores Inc	Bank of America Merrill Lynch	881
399	Casey 's General Stores Inc	Bank of America Merrill Lynch	2,615
(2,142)	Casey 's General Stores Inc	Barclays Bank	(15,872)
1,345	Casey 's General Stores Inc	Barclays Bank	9,966
(3,793)	Casey 's General Stores Inc	Goldman Sachs	12,478
585	Casey 's General Stores Inc	Goldman Sachs	1,364
(3,411)	Casey 's General Stores Inc	HSBC	(31,688)
432	Casey 's General Stores Inc	HSBC	1,644
(1,167)	Casey 's General Stores Inc	Morgan Stanley	(8,647)
8,454	Cass Information Systems Inc	Bank of America Merrill Lynch	254
11,700	Cass Information Systems Inc	Barclays Bank	15,444
3,750	Cass Information Systems Inc	Goldman Sachs	113
10,255	Cass Information Systems Inc	HSBC	(13,627)

保有高	銘柄	取引相手	未実現純評価益 /(損) (米ドル)
	米国(続き)		
(3,507)	Castle Biosciences Inc	Barclays Bank	(2,595)
(6,593)	Castle Biosciences Inc	HSBC	(20,109)
(1,473)	Castle Biosciences Inc	Morgan Stanley	(1,090)
(4,874)	Catalent Inc	Bank of America Merrill Lynch	(25,004)
(1,576)	Catalent Inc	Barclays Bank	(6,714)
(7,356)	Catalent Inc	Goldman Sachs	(33,528)
(3,318)	Catalent Inc	HSBC	(28,820)
(4,041)	Catalent Inc	Morgan Stanley	(17,215)
22,484	Catalyst Biosciences Inc	Bank of America Merrill Lynch	18,003
30,102	Catalyst Biosciences Inc	Barclays Bank	(2,107)
3,322	Catalyst Biosciences Inc	Goldman Sachs	2,660
32,520	Catalyst Biosciences Inc	HSBC	24,878
23,842	Catalyst Biosciences Inc	Morgan Stanley	(1,669)
(90,353)	Catalyst Pharmaceuticals Inc	Barclays Bank	(20,781)
(8,135)	CatchMark Timber Trust Inc 'A' (REIT)	Barclays Bank	(32,540)
(124,838)	CatchMark Timber Trust Inc 'A' (REIT)	Goldman Sachs	(521,823)
(7,981)	CatchMark Timber Trust Inc 'A' (REIT)	HSBC	(31,206)
(3,287)	CatchMark Timber Trust Inc 'A' (REIT)	Morgan Stanley	(13,148)
(188)	Caterpillar Inc	Bank of America Merrill Lynch	(1,829)
816	Caterpillar Inc	Bank of America Merrill Lynch	7,940
(166)	Caterpillar Inc	Barclays Bank	(744)
2,479	Caterpillar Inc	Barclays Bank	31,657
(7,339)	Caterpillar Inc	Goldman Sachs	(70,820)
1,388	Caterpillar Inc	Goldman Sachs	13,505
664	Caterpillar Inc	HSBC	8,118
1,642	Caterpillar Inc	Morgan Stanley	20,968
(7,514)	Cathay General Bancorp	Bank of America Merrill Lynch	(15,879)
(10,041)	Cathay General Bancorp	Barclays Bank	(18,370)
(5,094)	Cathay General Bancorp	Goldman Sachs	(10,120)
(5,688)	Cathay General Bancorp	HSBC	(7,925)
(9,374)	Cathay General Bancorp	Morgan Stanley	(17,104)
(9,447)	Cato Corp 'A'	Bank of America Merrill Lynch	7,652
(9,529)	Cato Corp 'A'	Barclays Bank	(4,955)
(27,043)	Cato Corp 'A'	Goldman Sachs	21,905
(9,724)	Cato Corp 'A'	HSBC	6,483
(1,573)	Cato Corp 'A'	Morgan Stanley	(818)
(603)	Cavco Industries Inc	Barclays Bank	416
(2,772)	Cavco Industries Inc	Goldman Sachs	23,562
(2,656)	Cavco Industries Inc	HSBC	35,829
(209)	Cavco Industries Inc	Morgan Stanley	144
7,924	CB Financial Services Inc	Barclays Bank	7,449
4,652	CB Financial Services Inc	Goldman Sachs	1,210
3,850	CB Financial Services Inc	Morgan Stanley	3,619
4,390	cbdMD Inc	Goldman Sachs	164
(2,363)	CBIZ Inc	Bank of America Merrill Lynch	(3,119)

保有高	銘柄	取引相手	未実現純評価益 /(損) (米ドル)
	米国(続き)		
(58,859)	CBIZ Inc	Barclays Bank	(115,364)
(7,968)	CBIZ Inc	Goldman Sachs	(10,518)
(1,774)	CBIZ Inc	Morgan Stanley	(3,477)
3,903	CBL & Associates Properties Inc (REIT)	Barclays Bank	6,206
2,474	CBL & Associates Properties Inc (REIT)	Goldman Sachs	8,214
14,775	CBL & Associates Properties Inc (REIT)	HSBC	66,876
1,022	CBL & Associates Properties Inc (REIT)	Morgan Stanley	1,625
1,812	Cboe Global Markets Inc	Bank of America Merrill Lynch	4,616
8,078	Cboe Global Markets Inc	Barclays Bank	30,293
17,450	Cboe Global Markets Inc	Goldman Sachs	36,819
28,360	Cboe Global Markets Inc	HSBC	109,199
3,475	Cboe Global Markets Inc	Morgan Stanley	13,032
19,185	CBRE Group Inc 'A'	Barclays Bank	54,869
13,296	CBRE Group Inc 'A'	Goldman Sachs	43,877
(6,011)	CBTX Inc	Bank of America Merrill Lynch	(2,945)
(19,609)	CBTX Inc	Barclays Bank	(10,981)
(43,420)	CBTX Inc	Goldman Sachs	(21,276)
2,379	CDW Corp	Bank of America Merrill Lynch	(987)
9,892	CDW Corp	Barclays Bank	74,239
1,847	CDW Corp	Goldman Sachs	(767)
520	CDW Corp	HSBC	3,892
5,439	CDW Corp	Morgan Stanley	40,820
72,782	CECO Environmental Corp	Bank of America Merrill Lynch	49,492
40,400	CECO Environmental Corp	Barclays Bank	10,908
29,010	CECO Environmental Corp	Goldman Sachs	19,727
10,703	CECO Environmental Corp	Morgan Stanley	2,890
(25,615)	Cedar Realty Trust Inc (REIT)	Barclays Bank	(2,818)
(1,008)	Cedar Realty Trust Inc (REIT)	HSBC	665
(12,826)	Cedar Realty Trust Inc (REIT)	Morgan Stanley	(1,411)
1,290	Celanese Corp	Bank of America Merrill Lynch	17,273
(13,802)	Celanese Corp	Barclays Bank	(86,677)
3,688	Celanese Corp	Barclays Bank	23,304
9,440	Celanese Corp	HSBC	144,497
(8,906)	Celanese Corp	Morgan Stanley	(55,930)
(4,302)	Celcuity Inc	Barclays Bank	989
(12,982)	Celldex Therapeutics Inc	Barclays Bank	40,504
(7,275)	Celldex Therapeutics Inc	Goldman Sachs	20,588
(5,403)	Celldex Therapeutics Inc	HSBC	6,862
(1,074)	Celsius Holdings Inc	Bank of America Merrill Lynch	(10,244)
(17,380)	Celsius Holdings Inc	Barclays Bank	(85,858)
(21,294)	Celsius Holdings Inc	Goldman Sachs	(271,711)
2,329	Centene Corp	Bank of America Merrill Lynch	(2,515)
(24,677)	Centene Corp	Barclays Bank	59,225
(12,001)	Centene Corp	Goldman Sachs	12,961
(21,906)	Centene Corp	HSBC	(97,482)

保有高	銘柄	取引相手	未実現純評価益 /(損) (米ドル)
	米国(続き)		
3,169	Centene Corp	HSBC	14,102
2,948	Centene Corp	Morgan Stanley	(7,075)
10,044	Centennial Resource Development Inc 'A'	Bank of America Merrill Lynch	6,177
9,523	Centennial Resource Development Inc 'A'	Barclays Bank	12,618
16,196	Centennial Resource Development Inc 'A'	Goldman Sachs	9,961
48,245	Centennial Resource Development Inc 'A'	HSBC	61,512
3,275	Centennial Resource Development Inc 'A'	Morgan Stanley	4,339
(20,532)	CenterPoint Energy Inc	Bank of America Merrill Lynch	(13,918)
(67,417)	CenterPoint Energy Inc	Barclays Bank	(71,404)
(44,124)	CenterPoint Energy Inc	Goldman Sachs	(40,821)
(86,762)	CenterPoint Energy Inc	HSBC	(128,099)
(32,663)	CenterPoint Energy Inc	Morgan Stanley	(36,093)
11,187	Centerspace (REIT)	Barclays Bank	559
5,471	Centerspace (REIT)	Goldman Sachs	(10,450)
5,145	Centerspace (REIT)	HSBC	15,538
15,975	Centogene NV	Barclays Bank	(2,316)
1,477	Centogene NV	Goldman Sachs	(746)
1,310	Centogene NV	Morgan Stanley	(190)
11,759	Central Garden & Pet Co 'A'	Bank of America Merrill Lynch	1,881
18,296	Central Garden & Pet Co 'A'	Barclays Bank	42,264
22,822	Central Garden & Pet Co 'A'	Goldman Sachs	3,652
2,420	Central Garden & Pet Co 'A'	HSBC	(73)
4,480	Central Garden & Pet Co 'A'	Morgan Stanley	10,349
35,016	Central Pacific Financial Corp	Bank of America Merrill Lynch	6,303
90,586	Central Pacific Financial Corp	Morgan Stanley	3,623
(75)	Central Valley Community Bancorp	Bank of America Merrill Lynch	35
(4,182)	Central Valley Community Bancorp	Barclays Bank	2,007
(3,937)	Central Valley Community Bancorp	Goldman Sachs	1,850
(9,618)	Central Valley Community Bancorp	HSBC	12,311
(1,079)	Central Valley Community Bancorp	Morgan Stanley	518
(9,104)	Centrus Energy Corp 'A'	Barclays Bank	(17,753)
(571)	Centrus Energy Corp 'A'	Goldman Sachs	(1,953)
(3,050)	Centrus Energy Corp 'A'	HSBC	(19,723)
11,136	Century Aluminum Co	Goldman Sachs	(12,250)
1,870	Century Aluminum Co	HSBC	-
2,409	Century Aluminum Co	Morgan Stanley	(795)
12,715	Century Casinos Inc	Barclays Bank	10,172
16,497	Century Casinos Inc	Goldman Sachs	(1,320)
5,796	Century Casinos Inc	Morgan Stanley	4,637
(8,471)	Century Communities Inc	Barclays Bank	(19,144)
(12,050)	Century Communities Inc	Goldman Sachs	(5,302)
(15,164)	Century Communities Inc	HSBC	(1,904)
(4,689)	Cerence Inc	Bank of America Merrill Lynch	(12,335)
(1,981)	Cerence Inc	Barclays Bank	(1,347)
(4,479)	Cerence Inc	Goldman Sachs	(12,631)

保有高	銘柄	取引相手	未実現純評価益 /(損) (米ドル)
	米国(続き)		
(2,888)	Cerence Inc	HSBC	(13,834)
(679)	Cerence Inc	Morgan Stanley	(462)
(3,427)	Cerevel Therapeutics Holdings Inc	Bank of America Merrill Lynch	(6,237)
(19,915)	Cerevel Therapeutics Holdings Inc	Barclays Bank	(36,046)
(3,988)	Cerevel Therapeutics Holdings Inc	Goldman Sachs	(7,258)
(2,862)	Cerevel Therapeutics Holdings Inc	Morgan Stanley	(5,180)
2,151	Ceridian HCM Holding Inc	Bank of America Merrill Lynch	4,517
7,268	Ceridian HCM Holding Inc	Barclays Bank	6,178
9,373	Ceridian HCM Holding Inc	Goldman Sachs	19,683
6,014	Ceridian HCM Holding Inc	HSBC	27,123
7,752	Ceridian HCM Holding Inc	Morgan Stanley	6,589
(7,536)	Certara Inc	Bank of America Merrill Lynch	(13,791)
(7,991)	Certara Inc	Barclays Bank	(5,993)
(26,142)	Certara Inc	Goldman Sachs	(47,840)
(1,375)	Certara Inc	HSBC	(4,153)
(17,152)	Certara Inc	Morgan Stanley	(12,864)
22,324	Cerus Corp	Barclays Bank	4,465
60,890	Cerus Corp	HSBC	18,267
32,555	Cerus Corp	Morgan Stanley	6,511
(30,748)	CEVA Inc	Barclays Bank	(90,707)
(18,348)	CEVA Inc	Goldman Sachs	(44,402)
(5,657)	CEVA Inc	HSBC	(10,692)
(2,838)	CEVA Inc	Morgan Stanley	(8,372)
4,417	CF Industries Holdings Inc	Bank of America Merrill Lynch	(30,212)
2,820	CF Industries Holdings Inc	Goldman Sachs	(15,996)
829	CF Industries Holdings Inc	HSBC	293
(1,439)	CF Industries Holdings Inc	HSBC	7,614
2,171	CF Industries Holdings Inc	Morgan Stanley	(1,997)
(3,613)	CH Robinson Worldwide Inc	Bank of America Merrill Lynch	3,330
(6,083)	CH Robinson Worldwide Inc	Barclays Bank	(8,395)
(990)	CH Robinson Worldwide Inc	Goldman Sachs	900
(3,892)	CH Robinson Worldwide Inc	HSBC	9,206
(25,869)	Champions Oncology Inc	Bank of America Merrill Lynch	(3,104)
(2,664)	Champions Oncology Inc	Barclays Bank	(373)
(2,471)	Champions Oncology Inc	Goldman Sachs	(297)
(1,719)	Change Healthcare Inc	Bank of America Merrill Lynch	(1,444)
45,273	Change Healthcare Inc	Barclays Bank	27,164
(8,548)	Change Healthcare Inc	Barclays Bank	(5,129)
16,001	Change Healthcare Inc	Goldman Sachs	13,441
(14,496)	Change Healthcare Inc	Goldman Sachs	(11,835)
25,233	Change Healthcare Inc	HSBC	21,953
(8,243)	Change Healthcare Inc	HSBC	(9,100)
12,505	Change Healthcare Inc	Morgan Stanley	7,503
(5,655)	ChannelAdvisor Corp	Barclays Bank	(1,810)
(11,113)	ChannelAdvisor Corp	Goldman Sachs	(9,668)

保有高	銘柄	取引相手	未実現純評価益 /(損) (米ドル)
	米国(続き)		
(1,931)	ChannelAdvisor Corp	Morgan Stanley	(850)
(59,317)	ChargePoint Holdings Inc	Barclays Bank	(120,413)
1,943	Charles River Laboratories International Inc	Bank of America Merrill Lynch	13,640
1,366	Charles River Laboratories International Inc	Barclays Bank	9,535
1,079	Charles River Laboratories International Inc	Goldman Sachs	7,575
4,330	Charles River Laboratories International Inc	Morgan Stanley	30,223
7,621	Charles Schwab Corp	Bank of America Merrill Lynch	45,062
9,029	Charles Schwab Corp	Barclays Bank	45,145
3,327	Charles Schwab Corp	Goldman Sachs	22,452
22,407	Charles Schwab Corp	HSBC	143,746
5,047	Charles Schwab Corp	Morgan Stanley	25,235
777	Chart Industries Inc	Bank of America Merrill Lynch	6,580
(5,709)	Chart Industries Inc	Barclays Bank	(5,481)
(1,649)	Chart Industries Inc	Goldman Sachs	(20,151)
1,243	Chart Industries Inc	Goldman Sachs	15,189
2,105	Chart Industries Inc	HSBC	12,540
2,874	Charter Communications Inc 'A'	Bank of America Merrill Lynch	124,502
268	Charter Communications Inc 'A'	Barclays Bank	8,841
2,435	Charter Communications Inc 'A'	HSBC	104,681
(9,847)	Chase Corp	Goldman Sachs	(5,219)
(17,538)	Chatham Lodging Trust (REIT)	Barclays Bank	(12,452)
(90,998)	Chatham Lodging Trust (REIT)	Goldman Sachs	(44,843)
(2,285)	Chatham Lodging Trust (REIT)	Morgan Stanley	(1,165)
2,498	CHC Group Ltd*	Morgan Stanley	(1,124)
1,482	Check Point Software Technologies Ltd	Bank of America Merrill Lynch	4,105
(6,208)	Check Point Software Technologies Ltd	Barclays Bank	(7,077)
1,110	Check Point Software Technologies Ltd	Barclays Bank	1,265
(9,210)	Check Point Software Technologies Ltd	Goldman Sachs	(25,512)
6,791	Check Point Software Technologies Ltd	HSBC	37,623
(5,335)	Checkpoint Therapeutics Inc	Barclays Bank	(133)
(39,455)	Checkpoint Therapeutics Inc	Goldman Sachs	(6,510)
2,431	Cheesecake Factory Inc	Bank of America Merrill Lynch	10,833
19,334	Cheesecake Factory Inc	Goldman Sachs	36,198
7,349	Cheesecake Factory Inc	HSBC	(873)
2,926	Cheesecake Factory Inc	Morgan Stanley	12,406
7,401	Chefs' Warehouse Inc	Barclays Bank	16,060
1,923	Chefs' Warehouse Inc	Goldman Sachs	(981)
2,539	Chefs' Warehouse Inc	HSBC	507
(13,108)	Chegg Inc	Barclays Bank	(11,011)
(72,603)	Chembio Diagnostics Inc	Bank of America Merrill Lynch	(5,968)
(33,416)	Chembio Diagnostics Inc	Barclays Bank	685
(10,138)	Chembio Diagnostics Inc	HSBC	(912)
(424)	Chemed Corp	Bank of America Merrill Lynch	1,832

保有高	銘柄	取引相手	未実現純評価益 /(損) (米ドル)
	米国(続き)		
(4,628)	Chemed Corp	Barclays Bank	16,918
(1,607)	Chemed Corp	Goldman Sachs	6,942
(376)	Chemed Corp	HSBC	5,099
(331)	Chemed Corp	Morgan Stanley	1,205
(18,679)	ChemoCentryx Inc	Barclays Bank	(1,308)
(992)	ChemoCentryx Inc	Goldman Sachs	(3,204)
(7,566)	ChemoCentryx Inc	Morgan Stanley	(530)
(7,124)	Chemours Co	Bank of America Merrill Lynch	(20,873)
(8,465)	Chemours Co	Barclays Bank	(17,861)
(4,761)	Chemours Co	Goldman Sachs	(13,950)
(13,391)	Chemours Co	HSBC	(48,682)
(183)	Chemung Financial Corp	Bank of America Merrill Lynch	245
(1,421)	Chemung Financial Corp	Morgan Stanley	711
1,118	Cheniere Energy Inc	Bank of America Merrill Lynch	3,298
1,149	Cheniere Energy Inc	Barclays Bank	9,893
11,608	Cheniere Energy Inc	Goldman Sachs	34,243
4,773	Cheniere Energy Inc	HSBC	25,679
4,570	Cheniere Energy Inc	Morgan Stanley	39,348
1,243	Cherry Hill Mortgage Investment Corp (REIT)	Bank of America Merrill Lynch	186
9,583	Cherry Hill Mortgage Investment Corp (REIT)	Barclays Bank	862
6,226	Cherry Hill Mortgage Investment Corp (REIT)	Goldman Sachs	934
8,257	Cherry Hill Mortgage Investment Corp (REIT)	HSBC	3,881
3,489	Cherry Hill Mortgage Investment Corp (REIT)	Morgan Stanley	314
2,976	Chesapeake Energy Corp	Bank of America Merrill Lynch	39,015
(8,567)	Chesapeake Energy Corp	Barclays Bank	(53,715)
13,254	Chesapeake Energy Corp	Barclays Bank	83,102
4,590	Chesapeake Energy Corp	HSBC	76,712
(740)	Chesapeake Utilities Corp	Bank of America Merrill Lynch	(176)
(738)	Chesapeake Utilities Corp	Barclays Bank	(613)
(3,047)	Chesapeake Utilities Corp	HSBC	(15,991)
(1,458)	Chesapeake Utilities Corp	Morgan Stanley	(396)
(853)	Chevron Corp	Barclays Bank	(7,353)
(19,737)	Chevron Corp	Goldman Sachs	(144,672)
(1,559)	Chevron Corp	Morgan Stanley	(8,053)
(13,435)	Chewy Inc 'A'	Bank of America Merrill Lynch	3,359
(11,556)	Chewy Inc 'A'	Barclays Bank	(16,410)
(13,906)	Chewy Inc 'A'	Goldman Sachs	3,477
(57)	Chewy Inc 'A'	HSBC	1
(326)	Chewy Inc 'A'	Morgan Stanley	(463)
1,632	Chicken Soup For The Soul Entertainment Inc	Barclays Bank	1,289
1,394	Chicken Soup For The Soul Entertainment Inc	Goldman Sachs	2,314
13,459	Chico's FAS Inc	Barclays Bank	9,690
16,305	Chico's FAS Inc	Goldman Sachs	(489)
6,005	Chico's FAS Inc	HSBC	1,441
15,721	Chico's FAS Inc	Morgan Stanley	11,319

保有高	銘柄	取引相手	未実現純評価益 /(損) (米ドル)
	米国(続き)		
4,060	Children's Place Inc	Bank of America Merrill Lynch	(412)
7,527	Children's Place Inc	Goldman Sachs	75
(12,599)	Chimera Investment Corp (REIT)	Bank of America Merrill Lynch	(3,780)
(33,342)	Chimera Investment Corp (REIT)	Barclays Bank	(14,004)
(80,308)	Chimera Investment Corp (REIT)	Goldman Sachs	(24,092)
(61,757)	Chimera Investment Corp (REIT)	HSBC	(95)
(75,690)	Chimera Investment Corp (REIT)	Morgan Stanley	(31,790)
(12,698)	Chimerix Inc	Bank of America Merrill Lynch	(3,048)
(17,595)	Chimerix Inc	Barclays Bank	7,918
(62,335)	Chimerix Inc	Goldman Sachs	(7,936)
(66,116)	Chimerix Inc	HSBC	67,435
1,840	Chinook Therapeutics Inc	Barclays Bank	1,343
2,984	Chinook Therapeutics Inc	Goldman Sachs	5,222
4,665	Chinook Therapeutics Inc	Morgan Stanley	3,405
(64)	Chipotle Mexican Grill Inc	Bank of America Merrill Lynch	(5,880)
(1,152)	Chipotle Mexican Grill Inc	Goldman Sachs	(105,846)
228	Chipotle Mexican Grill Inc	Goldman Sachs	19,830
467	Chipotle Mexican Grill Inc	HSBC	53,415
(339)	Chipotle Mexican Grill Inc	Morgan Stanley	(34,293)
123	Chipotle Mexican Grill Inc	Morgan Stanley	12,443
2,919	Choice Hotels International Inc	Bank of America Merrill Lynch	4,908
7,926	Choice Hotels International Inc	Barclays Bank	30,515
34,677	Choice Hotels International Inc	Goldman Sachs	35,024
17,532	Choice Hotels International Inc	HSBC	25,773
5,585	Choice Hotels International Inc	Morgan Stanley	21,502
1,208	ChoiceOne Financial Services Inc	Bank of America Merrill Lynch	302
2,527	ChoiceOne Financial Services Inc	Barclays Bank	(3,007)
4,491	ChoiceOne Financial Services Inc	HSBC	(7,949)
283	ChoiceOne Financial Services Inc	Morgan Stanley	(337)
(15,887)	ChromaDex Corp	Barclays Bank	(1,271)
(4,861)	ChromaDex Corp	HSBC	(875)
(11,012)	Chubb Ltd	Barclays Bank	(14,095)
(20,058)	Chubb Ltd	Goldman Sachs	(11,834)
(4,593)	Chubb Ltd	HSBC	(15,984)
1,680	Chubb Ltd	HSBC	(4,460)
1,368	Chubb Ltd	Morgan Stanley	1,751
8,605	Church & Dwight Co Inc	Barclays Bank	(4,990)
32,729	Church & Dwight Co Inc	Goldman Sachs	(319,762)
22,898	Church & Dwight Co Inc	HSBC	(211,315)
683	Church & Dwight Co Inc	Morgan Stanley	(635)
(7,614)	Churchill Downs Inc	Barclays Bank	(124,565)
(8,558)	Churchill Downs Inc	Goldman Sachs	(77,022)
(5,221)	Churchill Downs Inc	HSBC	(87,242)
(2,548)	Churchill Downs Inc	Morgan Stanley	(41,685)
(8,290)	Chuy's Holdings Inc	Barclays Bank	(11,109)

保有高	銘柄	取引相手	未実現純評価益 /(損) (米ドル)
	米国(続き)		
(989)	Chuy's Holdings Inc	HSBC	477
(1,046)	Chuy's Holdings Inc	Morgan Stanley	(209)
25,781	Cidara Therapeutics Inc	Bank of America Merrill Lynch	335
44,185	Cidara Therapeutics Inc	Barclays Bank	(80)
74,154	Cidara Therapeutics Inc	Goldman Sachs	964
37,772	Cidara Therapeutics Inc	HSBC	(10,198)
17,362	Ciena Corp	Bank of America Merrill Lynch	5,113
13,589	Ciena Corp	Barclays Bank	15,220
14,350	Ciena Corp	Goldman Sachs	783
29,801	Ciena Corp	HSBC	(20,379)
2,296	Ciena Corp	Morgan Stanley	2,571
2,947	Cigna Corp	Barclays Bank	20,364
5,616	Cigna Corp	Goldman Sachs	21,285
1,258	Cigna Corp	Morgan Stanley	8,693
527	Cimpres Plc	Bank of America Merrill Lynch	(612)
834	Cimpres Plc	Barclays Bank	375
8,391	Cimpres Plc	Goldman Sachs	336
2,532	Cimpres Plc	HSBC	(937)
1,333	Cimpres Plc	Morgan Stanley	600
2,975	Cincinnati Financial Corp	Bank of America Merrill Lynch	1,935
(233)	Cincinnati Financial Corp	Bank of America Merrill Lynch	(91)
8,971	Cincinnati Financial Corp	Barclays Bank	8,725
(3,315)	Cincinnati Financial Corp	Barclays Bank	(3,845)
3,199	Cincinnati Financial Corp	Goldman Sachs	2,098
1,061	Cincinnati Financial Corp	HSBC	2,563
1,336	Cincinnati Financial Corp	Morgan Stanley	1,550
(2,752)	Cincinnati Financial Corp	Morgan Stanley	(3,872)
4,488	CinCor Pharma Inc	Goldman Sachs	(27,736)
30,092	Cinemark Holdings Inc	Barclays Bank	37,314
26,924	Cinemark Holdings Inc	Goldman Sachs	30,424
4,897	Cinemark Holdings Inc	HSBC	12,729
414	Cinemark Holdings Inc	Morgan Stanley	513
(79)	Cintas Corp	Bank of America Merrill Lynch	(1,970)
472	Cintas Corp	Bank of America Merrill Lynch	7,552
(744)	Cintas Corp	Barclays Bank	(17,447)
1,146	Cintas Corp	Barclays Bank	26,874
1,749	Cintas Corp	Goldman Sachs	25,150
(8,142)	Cintas Corp	HSBC	(158,769)
565	Cintas Corp	HSBC	9,082
252	Cintas Corp	Morgan Stanley	5,909
(45,857)	Cipher Mining Inc	Barclays Bank	(14,674)
(23,227)	CIRCOR International Inc	Barclays Bank	9,988
(12,515)	CIRCOR International Inc	Goldman Sachs	1,126
(983)	CIRCOR International Inc	Morgan Stanley	423
1,945	Cirrus Logic Inc	Bank of America Merrill Lynch	4,707

保有高	銘柄	取引相手	未実現純評価益 /(損) (米ドル)
	米国(続き)		
11,733	Cirrus Logic Inc	Barclays Bank	22,058
18,022	Cirrus Logic Inc	Goldman Sachs	38,548
6,249	Cirrus Logic Inc	HSBC	27,868
2,877	Cisco Systems Inc	Bank of America Merrill Lynch	(11,738)
(99,129)	Cisco Systems Inc	Barclays Bank	(152,493)
35,992	Cisco Systems Inc	Barclays Bank	56,507
(8,565)	Cisco Systems Inc	HSBC	992
23,092	Cisco Systems Inc	HSBC	(93,292)
7,309	Cisco Systems Inc	Morgan Stanley	11,475
635	Citi Trends Inc	Bank of America Merrill Lynch	(76)
4,076	Citi Trends Inc	Barclays Bank	13,899
4,175	Citi Trends Inc	Goldman Sachs	(501)
1,236	Citi Trends Inc	HSBC	25
31,074	Citigroup Inc	Barclays Bank	24,859
31,341	Citigroup Inc	Goldman Sachs	191,494
19,892	Citigroup Inc	HSBC	73,203
13,298	Citigroup Inc	Morgan Stanley	10,638
(113,720)	Citius Pharmaceuticals Inc	HSBC	3,594
828	Citizens & Northern Corp	Bank of America Merrill Lynch	8
1,398	Citizens & Northern Corp	Barclays Bank	(308)
5,425	Citizens & Northern Corp	Goldman Sachs	54
2,867	Citizens & Northern Corp	HSBC	(172)
1,148	Citizens & Northern Corp	Morgan Stanley	(253)
(9,601)	Citizens Financial Group Inc	Bank of America Merrill Lynch	(24,949)
11,060	Citizens Financial Group Inc	Bank of America Merrill Lynch	29,530
(15,082)	Citizens Financial Group Inc	Barclays Bank	(24,282)
4,493	Citizens Financial Group Inc	Barclays Bank	7,234
(62,151)	Citizens Financial Group Inc	Goldman Sachs	(166,087)
38,650	Citizens Financial Group Inc	Goldman Sachs	103,195
7,692	Citizens Financial Group Inc	HSBC	9,538
(6,193)	Citizens Financial Group Inc	Morgan Stanley	(9,971)
10,909	Citizens Financial Group Inc	Morgan Stanley	17,563
(944)	Citizens Holding Co	Bank of America Merrill Lynch	(302)
(8,513)	Citizens Holding Co	Goldman Sachs	(2,724)
63,873	Citizens Inc	Barclays Bank	(3,194)
9,592	Citizens Inc	Goldman Sachs	1,055
29,037	Citizens Inc	HSBC	17,422
17,295	Citizens Inc	Morgan Stanley	(865)
(1,625)	City Holding Co	Barclays Bank	(2,235)
(3,626)	City Holding Co	Goldman Sachs	(7,748)
(2,755)	City Holding Co	HSBC	(5,038)
(2,415)	City Holding Co	Morgan Stanley	(3,801)
(8,200)	Civeo Corp	Bank of America Merrill Lynch	(19,270)
(4,241)	Civeo Corp	Barclays Bank	(6,192)
(5,576)	Civeo Corp	Goldman Sachs	(13,104)

保有高	銘柄	取引相手	未実現純評価益 /(損) (米ドル)
	米国(続き)		
16,910	Civista Bancshares Inc	Bank of America Merrill Lynch	4,058
19,085	Civista Bancshares Inc	Barclays Bank	5,344
21,425	Civista Bancshares Inc	Goldman Sachs	5,142
8,392	Civista Bancshares Inc	HSBC	1,175
25,088	Civista Bancshares Inc	Morgan Stanley	7,025
(9,792)	Civitas Resources Inc	Barclays Bank	(89,891)
(19,148)	Civitas Resources Inc	Goldman Sachs	(272,887)
(5,241)	Civitas Resources Inc	HSBC	(102,724)
(35,301)	Clarivate Plc	Barclays Bank	-
(17,423)	Clarivate Plc	Goldman Sachs	(6,621)
(23,505)	Clarivate Plc	HSBC	(3,996)
(11,725)	Clarivate Plc	Morgan Stanley	-
(25,980)	Clarus Corp	Barclays Bank	(67,288)
(42,513)	Clarus Corp	Goldman Sachs	(54,842)
(7,052)	Clarus Corp	HSBC	(11,918)
17,327	Clean Energy Fuels Corp	Barclays Bank	10,781
5,481	Clean Energy Fuels Corp	HSBC	1,433
(1,486)	Clean Harbors Inc	Bank of America Merrill Lynch	(3,909)
942	Clean Harbors Inc	Bank of America Merrill Lynch	2,214
(2,503)	Clean Harbors Inc	Barclays Bank	(6,401)
5,341	Clean Harbors Inc	Barclays Bank	10,789
1,200	Clean Harbors Inc	Goldman Sachs	2,820
(699)	Clean Harbors Inc	HSBC	(1,548)
1,080	Clean Harbors Inc	HSBC	3,450
1,550	Clean Harbors Inc	Morgan Stanley	3,131
(44,332)	Cleanspark Inc	Barclays Bank	(27,664)
(1,145)	Cleanspark Inc	Goldman Sachs	(149)
(12,681)	Cleanspark Inc	HSBC	(4,946)
(95,332)	Clear Channel Outdoor Holdings Inc	Barclays Bank	8,580
(9,492)	Clear Secure Inc 'A'	Barclays Bank	(1,194)
(2,783)	Clearfield Inc	Bank of America Merrill Lynch	(22,598)
(2,160)	Clearfield Inc	Barclays Bank	(5,659)
(2,183)	Clearfield Inc	Goldman Sachs	(17,726)
(1,840)	Clearfield Inc	HSBC	(16,473)
(15,257)	ClearPoint Neuro Inc	Barclays Bank	(6,713)
(5,925)	ClearPoint Neuro Inc	Goldman Sachs	(11,139)
(2,815)	ClearPoint Neuro Inc	HSBC	(9,740)
(54,218)	Clearside Biomedical Inc	Barclays Bank	3,795
(11,855)	Clearwater Paper Corp	Barclays Bank	(28,215)
(4,242)	Clearwater Paper Corp	Goldman Sachs	(5,939)
(2,892)	Clearwater Paper Corp	HSBC	(3,962)
1,999	Clearway Energy Inc 'A'	Bank of America Merrill Lynch	4,778
45,100	Clearway Energy Inc 'A'	Barclays Bank	72,160
4,405	Clearway Energy Inc 'A'	Goldman Sachs	10,528
8,995	Clearway Energy Inc 'A'	HSBC	23,859

保有高	銘柄	取引相手	未実現純評価益 /(損) (米ドル)
	米国(続き)		
3,611	Clearway Energy Inc 'C'	Bank of America Merrill Lynch	10,905
21,210	Clearway Energy Inc 'C'	Barclays Bank	46,662
17,501	Clearway Energy Inc 'C'	HSBC	60,028
(8,345)	Cleveland-Cliffs Inc	Barclays Bank	(6,384)
(43,566)	Cleveland-Cliffs Inc	Goldman Sachs	(94,320)
(16,473)	Cleveland-Cliffs Inc	HSBC	(25,898)
(14,191)	Cleveland-Cliffs Inc	Morgan Stanley	(10,856)
59,046	Clipper Realty Inc (REIT)	Barclays Bank	(10,628)
22,342	Clipper Realty Inc (REIT)	Goldman Sachs	(13,182)
2,419	Clorox Co	Bank of America Merrill Lynch	(28,375)
4,528	Clorox Co	Barclays Bank	26,127
1,480	Clorox Co	Goldman Sachs	(17,360)
(3,555)	Clorox Co	Goldman Sachs	35,090
851	Clorox Co	Morgan Stanley	4,910
(2,957)	Clorox Co	Morgan Stanley	(14,946)
(959)	Cloudflare Inc 'A'	Bank of America Merrill Lynch	(4,674)
(2,893)	Cloudflare Inc 'A'	Barclays Bank	1,070
(18,079)	Cloudflare Inc 'A'	Goldman Sachs	3,878
(3,545)	Cloudflare Inc 'A'	HSBC	(14,254)
57,343	Clovis Oncology Inc	Barclays Bank	(883)
39,290	Clovis Oncology Inc	Goldman Sachs	(6,275)
48,943	Clovis Oncology Inc	HSBC	(7,067)
27,325	Clovis Oncology Inc	Morgan Stanley	(421)
(177)	CME Group Inc	Bank of America Merrill Lynch	(391)
874	CME Group Inc	Goldman Sachs	7,132
4,541	CME Group Inc	HSBC	11,930
939	CME Group Inc	Morgan Stanley	6,366
109,234	CMS Energy Corp	Barclays Bank	110,326
88,068	CMS Energy Corp	Goldman Sachs	137,386
6,916	CMS Energy Corp	HSBC	10,097
733	CNA Financial Corp	Bank of America Merrill Lynch	924
(37,700)	CNA Financial Corp	Barclays Bank	(23,751)
(28,225)	CNA Financial Corp	Morgan Stanley	(17,782)
708	CNA Financial Corp	Morgan Stanley	446
(8,137)	CNB Financial Corp	Barclays Bank	(1,790)
(8,156)	CNB Financial Corp	Goldman Sachs	(408)
(8,772)	CNB Financial Corp	Morgan Stanley	(1,930)
67,999	CNO Financial Group Inc	Barclays Bank	33,999
16,855	CNO Financial Group Inc	Goldman Sachs	10,113
40,996	CNX Resources Corp	Barclays Bank	586
(17,496)	CNX Resources Corp	Goldman Sachs	(59,311)
4,264	CNX Resources Corp	Goldman Sachs	11
5,909	CNX Resources Corp	HSBC	225
(24,046)	CNX Resources Corp	HSBC	(94,501)
11,017	CNX Resources Corp	Morgan Stanley	108

保有高	銘柄	取引相手	未実現純評価益 /(損) (米ドル)
	米国(続き)		
(1,033)	CNX Resources Corp	Morgan Stanley	(1,911)
(2,314)	Coastal Financial Corp	Bank of America Merrill Lynch	(4,316)
(1,613)	Coastal Financial Corp	Barclays Bank	(2,879)
(5,249)	Coastal Financial Corp	Goldman Sachs	(9,789)
(2,407)	Coastal Financial Corp	HSBC	1,649
(556)	Coastal Financial Corp	Morgan Stanley	(992)
(10,694)	Coca-Cola Co	Barclays Bank	(3,315)
26,585	Coca-Cola Co	Barclays Bank	(25,551)
(55,584)	Coca-Cola Co	Goldman Sachs	155,079
26,850	Coca-Cola Co	Goldman Sachs	(74,912)
(25,247)	Coca-Cola Co	HSBC	36,356
24,413	Coca-Cola Co	HSBC	(36,922)
(18,183)	Coca-Cola Co	Morgan Stanley	(5,637)
(53)	Coca-Cola Consolidated Inc	Goldman Sachs	(1,495)
(44)	Coca-Cola Consolidated Inc	HSBC	(2,799)
(1,268)	Coca-Cola Consolidated Inc	Morgan Stanley	(18,564)
1,066	Coca-Cola Europacific Partners Plc	Bank of America Merrill Lynch	885
8,098	Coca-Cola Europacific Partners Plc	Barclays Bank	(4,616)
14,416	Coca-Cola Europacific Partners Plc	Goldman Sachs	11,965
7,886	Coca-Cola Europacific Partners Plc	HSBC	34,541
(17,831)	Coda Octopus Group Inc	Barclays Bank	(7,489)
(9,400)	Coda Octopus Group Inc	Goldman Sachs	(3,384)
(3,489)	Coda Octopus Group Inc	HSBC	558
(2,093)	Coda Octopus Group Inc	Morgan Stanley	(879)
12,501	Codex DNA Inc	Barclays Bank	(6,125)
4,783	Codex DNA Inc	Morgan Stanley	(2,344)
4,133	Codexis Inc	Bank of America Merrill Lynch	2,397
17,758	Codexis Inc	Barclays Bank	4,440
3,239	Codexis Inc	Goldman Sachs	1,619
12,298	Codexis Inc	HSBC	6,986
2,904	Codexis Inc	Morgan Stanley	2,638
6,484	Co-Diagnostics Inc	Barclays Bank	778
4,260	Co-Diagnostics Inc	Goldman Sachs	1,747
3,448	Co-Diagnostics Inc	HSBC	4,034
(15,384)	Codorus Valley Bancorp Inc	Bank of America Merrill Lynch	(26,614)
(13,336)	Codorus Valley Bancorp Inc	Barclays Bank	(24,272)
(12,664)	Codorus Valley Bancorp Inc	Goldman Sachs	(21,909)
(6,145)	Codorus Valley Bancorp Inc	HSBC	(7,374)
(4,860)	Codorus Valley Bancorp Inc	Morgan Stanley	(8,845)
81,273	Coeur Mining Inc	Barclays Bank	21,537
78,174	Coeur Mining Inc	Goldman Sachs	41,823
12,870	Coeur Mining Inc	HSBC	5,985
109,864	Coeur Mining Inc	Morgan Stanley	29,114
(23,534)	Cogent Biosciences Inc	Bank of America Merrill Lynch	(26,829)
321	Cogent Communications Holdings Inc	Bank of America Merrill Lynch	674

保有高	銘柄	取引相手	未実現純評価益 /(損) (米ドル)
	米国(続き)		
8,012	Cogent Communications Holdings Inc	Barclays Bank	25,558
7,711	Cogent Communications Holdings Inc	Goldman Sachs	16,193
7,239	Cogent Communications Holdings Inc	HSBC	14,436
778	Cogent Communications Holdings Inc	Morgan Stanley	2,482
(9,185)	Cognex Corp	Barclays Bank	(5,327)
(4,888)	Cognex Corp	Goldman Sachs	293
(9,182)	Cognex Corp	Morgan Stanley	(5,326)
2,783	Cognizant Technology Solutions Corp 'A'	Bank of America Merrill Lynch	4,146
4,166	Cognizant Technology Solutions Corp 'A'	Barclays Bank	9,290
10,495	Cognizant Technology Solutions Corp 'A'	Goldman Sachs	19,988
42,668	Cognizant Technology Solutions Corp 'A'	HSBC	(93,869)
5,456	Cognizant Technology Solutions Corp 'A'	Morgan Stanley	12,167
3,593	Cohen & Steers Inc	Bank of America Merrill Lynch	18,097
14,255	Cohen & Steers Inc	Barclays Bank	42,480
13,180	Cohen & Steers Inc	Goldman Sachs	67,086
14,606	Cohen & Steers Inc	HSBC	7,887
1,557	Cohen & Steers Inc	Morgan Stanley	4,640
(5,395)	Coherent Inc	Barclays Bank	(13,865)
(8,482)	Coherent Inc	Goldman Sachs	(19,594)
(4,638)	Coherent Inc	HSBC	(14,842)
15,768	Coherus Biosciences Inc	Barclays Bank	(8,089)
10,531	Coherus Biosciences Inc	Goldman Sachs	(2,817)
36,359	Coherus Biosciences Inc	HSBC	(27,880)
12,562	Coherus Biosciences Inc	Morgan Stanley	(7,663)
4,324	Cohu Inc	Bank of America Merrill Lynch	9,037
3,911	Cohu Inc	Barclays Bank	8,459
772	Cohu Inc	Goldman Sachs	2,432
7,093	Cohu Inc	HSBC	18,196
4,185	Cohu Inc	Morgan Stanley	6,452
(2,468)	Coinbase Global Inc 'A'	Bank of America Merrill Lynch	(41,685)
(690)	Coinbase Global Inc 'A'	Barclays Bank	(8,618)
(758)	Coinbase Global Inc 'A'	Goldman Sachs	(12,803)
122,262	Colgate-Palmolive Co	Goldman Sachs	(66,898)
1,607	Collegium Pharmaceutical Inc	Bank of America Merrill Lynch	289
8,661	Collegium Pharmaceutical Inc	Barclays Bank	346
1,726	Collegium Pharmaceutical Inc	Goldman Sachs	(874)
1,570	Collegium Pharmaceutical Inc	HSBC	1,987
3,912	Colony Bankcorp Inc	Bank of America Merrill Lynch	704
16,169	Colony Bankcorp Inc	Barclays Bank	5,336
14,091	Colony Bankcorp Inc	Goldman Sachs	2,536
9,698	Colony Bankcorp Inc	HSBC	(72)
13,083	Colony Bankcorp Inc	Morgan Stanley	4,317
(29,087)	Columbia Financial Inc	Barclays Bank	(18,325)
(50,232)	Columbia Financial Inc	Goldman Sachs	(24,111)
(52,660)	Columbia Financial Inc	HSBC	(18,958)

保有高	銘柄	取引相手	未実現純評価益 /(損) (米ドル)
	米国(続き)		
(33,768)	Columbia Financial Inc	Morgan Stanley	(21,274)
(1,628)	Columbia Sportswear Co	Bank of America Merrill Lynch	5,307
(42,744)	Columbia Sportswear Co	Barclays Bank	(84,458)
(12,502)	Columbia Sportswear Co	Goldman Sachs	36,055
(9,948)	Columbia Sportswear Co	HSBC	(3,184)
(9,937)	Columbus McKinnon Corp	Barclays Bank	(894)
(8,792)	Columbus McKinnon Corp	Goldman Sachs	(791)
(18,163)	Columbus McKinnon Corp	HSBC	22,900
13,303	Comcast Corp 'A'	Barclays Bank	12,106
45,240	Comcast Corp 'A'	Goldman Sachs	86,860
37,579	Comcast Corp 'A'	HSBC	151,443
(6,200)	Comerica Inc	Bank of America Merrill Lynch	(41,230)
1,878	Comerica Inc	Bank of America Merrill Lynch	12,489
(10,658)	Comerica Inc	Barclays Bank	(52,544)
10,989	Comerica Inc	Barclays Bank	54,176
(15,935)	Comerica Inc	Goldman Sachs	(105,968)
11,654	Comerica Inc	Goldman Sachs	75,056
(11,492)	Comerica Inc	HSBC	(37,694)
5,001	Comerica Inc	HSBC	37,227
(3,712)	Comerica Inc	Morgan Stanley	(18,300)
1,767	Comfort Systems USA Inc	Bank of America Merrill Lynch	11,477
7,653	Comfort Systems USA Inc	Barclays Bank	46,454
4,691	Comfort Systems USA Inc	Goldman Sachs	28,709
2,023	Comfort Systems USA Inc	HSBC	14,138
(11,458)	Commerce Bancshares Inc	Bank of America Merrill Lynch	(16,958)
(44,922)	Commerce Bancshares Inc	Barclays Bank	(69,180)
(41,990)	Commerce Bancshares Inc	Goldman Sachs	(60,023)
(47,620)	Commerce Bancshares Inc	HSBC	23,810
(34,778)	Commerce Bancshares Inc	Morgan Stanley	(53,558)
(7,407)	Commercial Metals Co	Bank of America Merrill Lynch	(26,591)
3,709	Commercial Metals Co	Bank of America Merrill Lynch	11,206
(7,452)	Commercial Metals Co	Barclays Bank	(16,022)
24,193	Commercial Metals Co	Barclays Bank	52,015
(4,297)	Commercial Metals Co	Goldman Sachs	(15,426)
11,052	Commercial Metals Co	Goldman Sachs	39,676
11,624	Commercial Metals Co	HSBC	24,309
8,584	Commercial Metals Co	Morgan Stanley	19,450
(2,653)	Commercial Vehicle Group Inc	Barclays Bank	(1,327)
(6,882)	Commercial Vehicle Group Inc	Goldman Sachs	(1,652)
(10,141)	Commercial Vehicle Group Inc	HSBC	2,738
996	CommScope Holding Co Inc	Bank of America Merrill Lynch	369
47,734	CommScope Holding Co Inc	Goldman Sachs	17,662
29,270	CommScope Holding Co Inc	HSBC	21,367
20,111	CommScope Holding Co Inc	Morgan Stanley	11,463
(35,178)	Community Bank System Inc	Barclays Bank	(20,051)

保有高	銘柄	取引相手	未実現純評価益 /(損) (米ドル)
	米国(続き)		
(44,127)	Community Bank System Inc	Goldman Sachs	(98,844)
(45,613)	Community Bank System Inc	HSBC	(12,772)
1,434	Community Financial Corp	Bank of America Merrill Lynch	3,449
3,727	Community Financial Corp	Barclays Bank	5,572
590	Community Financial Corp	Goldman Sachs	1,419
3,293	Community Financial Corp	Morgan Stanley	4,923
(3,640)	Community Health Systems Inc	Bank of America Merrill Lynch	3,895
(16,137)	Community Health Systems Inc	Barclays Bank	8,553
(3,224)	Community Health Systems Inc	Goldman Sachs	3,450
(8,752)	Community Health Systems Inc	HSBC	11,371
(18,435)	Community Healthcare Trust Inc (REIT)	Barclays Bank	(17,513)
(32,794)	Community Healthcare Trust Inc (REIT)	Goldman Sachs	(23,284)
(29,439)	Community Healthcare Trust Inc (REIT)	HSBC	294
(6,237)	Community Healthcare Trust Inc (REIT)	Morgan Stanley	(5,925)
13,994	Community Trust Bancorp Inc	Bank of America Merrill Lynch	16,373
28,795	Community Trust Bancorp Inc	Barclays Bank	288
16,131	Community Trust Bancorp Inc	Goldman Sachs	18,873
11,404	Community Trust Bancorp Inc	HSBC	2,509
36,892	Community Trust Bancorp Inc	Morgan Stanley	369
(4,741)	CommVault Systems Inc	Bank of America Merrill Lynch	(14,128)
(7,766)	CommVault Systems Inc	Barclays Bank	(9,931)
(2,525)	CommVault Systems Inc	Goldman Sachs	(2,044)
(8,700)	CommVault Systems Inc	HSBC	(28,848)
(705)	CommVault Systems Inc	Morgan Stanley	(1,241)
(8,006)	Compass Minerals International Inc	Barclays Bank	(7,125)
(7,297)	Compass Minerals International Inc	Goldman Sachs	(6,421)
(2,967)	CompoSecure Inc	Morgan Stanley	(475)
(10,333)	Computer Programs and Systems Inc	Goldman Sachs	1,550
862	CompX International Inc	Bank of America Merrill Lynch	720
5,581	CompX International Inc	Barclays Bank	(474)
2,748	CompX International Inc	Goldman Sachs	2,295
4,049	CompX International Inc	Morgan Stanley	(344)
77,152	comScore Inc	Barclays Bank	386
4,455	comScore Inc	Morgan Stanley	22
(4,039)	Comstock Mining Inc	Barclays Bank	40
(8,847)	Comstock Mining Inc	Goldman Sachs	177
(10,205)	Comstock Mining Inc	Morgan Stanley	102
(3,188)	Comstock Resources Inc	Bank of America Merrill Lynch	(14,410)
(13,227)	Comstock Resources Inc	Barclays Bank	(42,723)
(29,346)	Comstock Resources Inc	Goldman Sachs	(132,644)
(10,566)	Comstock Resources Inc	HSBC	(55,153)
(24,870)	Comstock Resources Inc	Morgan Stanley	(80,330)
(32,611)	Comtech Telecommunications Corp	Barclays Bank	(9,131)
(24,565)	Comtech Telecommunications Corp	Goldman Sachs	(16,213)
(30,743)	Conagra Brands Inc	Bank of America Merrill Lynch	92,083

保有高	銘柄	取引相手	未実現純評価益 /(損) (米ドル)
	米国(続き)		
42,007	Conagra Brands Inc	Barclays Bank	3,361
79,906	Conagra Brands Inc	Goldman Sachs	(257,297)
(15,972)	Conagra Brands Inc	Goldman Sachs	12,064
(12,719)	Conagra Brands Inc	HSBC	49,223
(2,024)	Concentrix Corp	Bank of America Merrill Lynch	(20,240)
(6,787)	Concentrix Corp	Barclays Bank	(58,707)
(2,971)	Concentrix Corp	HSBC	(32,934)
5,925	Concrete Pumping Holdings Inc	Bank of America Merrill Lynch	3,849
2,740	Concrete Pumping Holdings Inc	Barclays Bank	1,014
4,766	Concrete Pumping Holdings Inc	Goldman Sachs	3,417
14,940	Concrete Pumping Holdings Inc	HSBC	2,988
5,620	Concrete Pumping Holdings Inc	Morgan Stanley	2,079
12,770	Conduent Inc	Barclays Bank	2,937
72,547	Conduent Inc	Goldman Sachs	24,666
21,834	Conduent Inc	HSBC	9,389
(6,286)	Confluent Inc 'A'	Barclays Bank	(12,195)
(2,145)	Confluent Inc 'A'	Goldman Sachs	(4,204)
(5,824)	Confluent Inc 'A'	HSBC	(7,979)
(1,924)	Confluent Inc 'A'	Morgan Stanley	(3,733)
(463)	CONMED Corp	Bank of America Merrill Lynch	394
(8,971)	CONMED Corp	Barclays Bank	(18,480)
(5,124)	CONMED Corp	Goldman Sachs	4,322
(1,015)	CONMED Corp	HSBC	(2,166)
(1,141)	CONMED Corp	Morgan Stanley	(2,350)
7,878	ConnectOne Bancorp Inc	Bank of America Merrill Lynch	6,854
36,512	ConnectOne Bancorp Inc	Barclays Bank	24,463
17,776	ConnectOne Bancorp Inc	Goldman Sachs	14,080
14,099	ConnectOne Bancorp Inc	HSBC	(10,010)
9,449	ConnectOne Bancorp Inc	Morgan Stanley	6,331
4,263	Conn's Inc	Barclays Bank	4,434
8,998	Conn's Inc	Goldman Sachs	(7,648)
1,664	Conn's Inc	HSBC	(3,078)
1,643	Conn's Inc	Morgan Stanley	1,709
(8,795)	ConocoPhillips	Bank of America Merrill Lynch	(101,411)
(25,707)	ConocoPhillips	Barclays Bank	(203,085)
(13,465)	ConocoPhillips	HSBC	(256,557)
(6,633)	ConocoPhillips	Morgan Stanley	(52,401)
(409)	Consensus Cloud Solutions Inc	Bank of America Merrill Lynch	(573)
(2,143)	Consensus Cloud Solutions Inc	Barclays Bank	4,715
(4,640)	Consensus Cloud Solutions Inc	Goldman Sachs	(6,496)
(3,926)	Consensus Cloud Solutions Inc	HSBC	2,373
(33,309)	Consolidated Communications Holdings Inc	Bank of America Merrill Lynch	(12,657)
(30,019)	Consolidated Communications Holdings Inc	Barclays Bank	(13,208)
(41,091)	Consolidated Communications Holdings Inc	Goldman Sachs	(15,615)
(17,040)	Consolidated Edison Inc	Barclays Bank	(31,865)

保有高	銘柄	取引相手	未実現純評価益 /(損) (米ドル)
	米国(続き)		
3,519	Consolidated Edison Inc	Goldman Sachs	15,871
(5,865)	Consolidated Edison Inc	Goldman Sachs	(26,451)
12,037	Consolidated Edison Inc	HSBC	60,363
(10,308)	Consolidated Edison Inc	HSBC	(53,292)
14,907	Consolidated Edison Inc	Morgan Stanley	27,876
(5,782)	Consolidated Edison Inc	Morgan Stanley	(10,812)
(27,051)	Consolidated Water Co Ltd	Bank of America Merrill Lynch	(72,497)
(43,008)	Consolidated Water Co Ltd	Barclays Bank	(11,182)
(56,967)	Consolidated Water Co Ltd	Goldman Sachs	(152,672)
(3,899)	Consolidated Water Co Ltd	Morgan Stanley	(1,014)
951	Constellation Brands Inc 'A'	Bank of America Merrill Lynch	3,076
1,248	Constellation Brands Inc 'A'	Barclays Bank	1,133
5,203	Constellation Brands Inc 'A'	Goldman Sachs	29,263
(5,012)	Constellation Brands Inc 'A'	HSBC	14,785
(14,061)	Constellation Energy Corp	Barclays Bank	(90,412)
(55,970)	Constellation Energy Corp	Goldman Sachs	(360,447)
(29,088)	Constellation Energy Corp	HSBC	(156,159)
(10,741)	Constellation Energy Corp	Morgan Stanley	(69,065)
28,953	Constellium SE	Barclays Bank	14,476
(22,973)	Construction Partners Inc 'A'	Barclays Bank	(26,878)
(8,293)	Construction Partners Inc 'A'	Goldman Sachs	(3,981)
(4,594)	Construction Partners Inc 'A'	HSBC	(10,520)
(5,393)	Construction Partners Inc 'A'	Morgan Stanley	(6,310)
15,516	Consumer Portfolio Services Inc	Morgan Stanley	14,895
(16,739)	Container Store Group Inc	Barclays Bank	(8,704)
(6,930)	Container Store Group Inc	Goldman Sachs	(2,495)
(2,556)	Container Store Group Inc	HSBC	(281)
10,672	Continental Resources Inc	Bank of America Merrill Lynch	117,466
3,239	Continental Resources Inc	Barclays Bank	23,969
20,949	Continental Resources Inc	Goldman Sachs	234,001
11,716	Continental Resources Inc	HSBC	183,004
15,764	Continental Resources Inc	Morgan Stanley	116,654
9,636	Contra Flexion Therape*	Morgan Stanley	5,974
(55,459)	ContraFect Corp	Goldman Sachs	(14,974)
3,944	Convey Health Solutions Holdings Inc	Bank of America Merrill Lynch	3,195
8,663	Convey Health Solutions Holdings Inc	Barclays Bank	3,205
7,184	Convey Health Solutions Holdings Inc	Goldman Sachs	5,819
18,493	Convey Health Solutions Holdings Inc	HSBC	9,616
(274)	Cooper Cos Inc	Bank of America Merrill Lynch	(5,820)
(4,867)	Cooper Cos Inc	Barclays Bank	(50,763)
3,989	Cooper Cos Inc	Barclays Bank	40,898
(1,496)	Cooper Cos Inc	Goldman Sachs	(31,775)
3,420	Cooper Cos Inc	Goldman Sachs	63,953
(939)	Cooper Cos Inc	HSBC	(35,250)
328	Cooper Cos Inc	HSBC	3,559

保有高	銘柄	取引相手	未実現純評価益 /(損) (米ドル)
	米国(続き)		
(2,358)	Cooper Cos Inc	Morgan Stanley	(24,594)
460	Cooper Cos Inc	Morgan Stanley	4,798
17,957	Cooper-Standard Holdings Inc	Bank of America Merrill Lynch	8,440
7,255	Cooper-Standard Holdings Inc	Barclays Bank	4,280
18,976	Cooper-Standard Holdings Inc	Goldman Sachs	8,919
2,735	Cooper-Standard Holdings Inc	HSBC	(1,067)
7,290	Cooper-Standard Holdings Inc	Morgan Stanley	4,301
322	Copa Holdings SA 'A'	Bank of America Merrill Lynch	654
2,235	Copa Holdings SA 'A'	Barclays Bank	3,822
1,099	Copa Holdings SA 'A'	Goldman Sachs	2,037
3,012	Copa Holdings SA 'A'	HSBC	8,957
1,895	Copa Holdings SA 'A'	Morgan Stanley	3,240
(2,484)	Copart Inc	Barclays Bank	(8,520)
(27,086)	Copart Inc	Goldman Sachs	(100,489)
(2,553)	Copart Inc	HSBC	(9,212)
(821)	Copart Inc	Morgan Stanley	(2,215)
4,465	Corcept Therapeutics Inc	Bank of America Merrill Lynch	8,796
15,361	Corcept Therapeutics Inc	Barclays Bank	14,747
13,488	Corcept Therapeutics Inc	HSBC	31,669
1,541	Corcept Therapeutics Inc	Morgan Stanley	1,658
(9,804)	Core & Main Inc 'A'	Bank of America Merrill Lynch	(28,824)
(18,494)	Core & Main Inc 'A'	Barclays Bank	(25,521)
(4,764)	Core & Main Inc 'A'	Goldman Sachs	(14,007)
(20,751)	Core & Main Inc 'A'	HSBC	(42,211)
(5,139)	Core & Main Inc 'A'	Morgan Stanley	(7,092)
(3,782)	CoreCard Corp	Bank of America Merrill Lynch	(1,778)
(11,384)	CoreCard Corp	Barclays Bank	(7,286)
(2,195)	CoreCard Corp	Morgan Stanley	(1,405)
(15,578)	CoreCivic Inc (REIT)	Barclays Bank	(9,035)
(22,351)	CoreCivic Inc (REIT)	Goldman Sachs	(37,326)
(13,672)	CorMedix Inc	Bank of America Merrill Lynch	6,973
(30,061)	CorMedix Inc	Barclays Bank	6,012
(8,405)	CorMedix Inc	HSBC	(168)
(17,086)	Cornerstone Building Brands Inc	Barclays Bank	(1,538)
(4,752)	Cornerstone Building Brands Inc	Goldman Sachs	(1,140)
(4,994)	Cornerstone Building Brands Inc	HSBC	(949)
(2,375)	Corning Inc	Bank of America Merrill Lynch	(6,113)
(59,432)	Corning Inc	Barclays Bank	(95,685)
(5,245)	Corning Inc	Goldman Sachs	(8,942)
(16,120)	Corning Inc	HSBC	6,287
13,436	Corporate Office Properties Trust (REIT)	Bank of America Merrill Lynch	17,601
94,428	Corporate Office Properties Trust (REIT)	Barclays Bank	13,220
17,538	Corporate Office Properties Trust (REIT)	Goldman Sachs	18,973
9,068	Corporate Office Properties Trust (REIT)	HSBC	14,509
(6,302)	Corsair Gaming Inc	Bank of America Merrill Lynch	(1,828)

保有高	銘柄	取引相手	未実現純評価益 /(損) (米ドル)
	米国(続き)		
(1,504)	Corsair Gaming Inc	Barclays Bank	(1,624)
(13,544)	Corsair Gaming Inc	HSBC	(14,628)
(5,059)	Corsair Gaming Inc	Morgan Stanley	(5,464)
40,575	Corteva Inc	Barclays Bank	99,003
27,322	Corteva Inc	Goldman Sachs	186,063
4,581	Corteva Inc	HSBC	20,753
3,584	Cortexyme Inc	Goldman Sachs	(2,580)
(942)	CorVel Corp	Bank of America Merrill Lynch	2,246
(395)	CorVel Corp	Barclays Bank	(735)
(478)	CorVel Corp	Goldman Sachs	876
(1,256)	CorVel Corp	Morgan Stanley	(2,336)
10,360	Corvus Pharmaceuticals Inc	Barclays Bank	414
24,195	Corvus Pharmaceuticals Inc	Goldman Sachs	726
4,824	Costamare Inc	Goldman Sachs	2,557
(1,568)	CoStar Group Inc	Bank of America Merrill Lynch	(6,366)
(3,833)	CoStar Group Inc	Barclays Bank	(12,304)
(26,301)	CoStar Group Inc	Goldman Sachs	(104,266)
(13,508)	CoStar Group Inc	HSBC	(59,528)
2,399	Costco Wholesale Corp	Bank of America Merrill Lynch	(80,343)
3,407	Costco Wholesale Corp	Barclays Bank	107,525
4,338	Costco Wholesale Corp	Goldman Sachs	(128,476)
1,243	Costco Wholesale Corp	HSBC	(46,973)
4,289	Costco Wholesale Corp	Morgan Stanley	135,361
(39,046)	Coterra Energy Inc	Goldman Sachs	(194,840)
(18,395)	Coterra Energy Inc	HSBC	(114,601)
2,985	Coty Inc 'A'	Bank of America Merrill Lynch	2,269
11,324	Coty Inc 'A'	Barclays Bank	8,040
(9,230)	Coty Inc 'A'	Barclays Bank	(6,553)
61,821	Coty Inc 'A'	Goldman Sachs	46,252
10,365	Coty Inc 'A'	HSBC	2,902
6,045	Coty Inc 'A'	Morgan Stanley	4,292
(11,381)	Couchbase Inc	Barclays Bank	(10,100)
(13,362)	Couchbase Inc	HSBC	7,483
1,933	Coupa Software Inc	Bank of America Merrill Lynch	2,474
6,247	Coupa Software Inc	Barclays Bank	(3,561)
6,729	Coupa Software Inc	Goldman Sachs	8,613
588	Coupa Software Inc	HSBC	365
3,895	Coupa Software Inc	Morgan Stanley	(2,220)
19,694	Coupang LLC 'A'	Bank of America Merrill Lynch	23,830
25,078	Coupang LLC 'A'	HSBC	85,067
17,347	Coupang LLC 'A'	Morgan Stanley	694
(6,907)	Coursera Inc	Bank of America Merrill Lynch	(11,051)
(2,759)	Coursera Inc	Barclays Bank	(2,869)
(15,784)	Coursera Inc	Goldman Sachs	(25,254)
(3,121)	Coursera Inc	Morgan Stanley	(3,246)

保有高	銘柄	取引相手	未実現純評価益 /(損) (米ドル)
	米国(続き)		
44,687	Cousins Properties Inc (REIT)	Bank of America Merrill Lynch	34,409
(20,622)	Cousins Properties Inc (REIT)	Bank of America Merrill Lynch	(15,844)
35,128	Cousins Properties Inc (REIT)	Barclays Bank	21,280
(22,610)	Cousins Properties Inc (REIT)	Barclays Bank	(14,244)
2,539	Cousins Properties Inc (REIT)	Goldman Sachs	1,676
(5,812)	Cousins Properties Inc (REIT)	Goldman Sachs	(4,475)
19,884	Cousins Properties Inc (REIT)	HSBC	9,442
(12,050)	Cousins Properties Inc (REIT)	HSBC	(4,941)
19,066	Cousins Properties Inc (REIT)	Morgan Stanley	11,360
(3,259)	Cousins Properties Inc (REIT)	Morgan Stanley	(2,053)
17,414	Covenant Logistics Group Inc	Barclays Bank	21,419
962	Covenant Logistics Group Inc	HSBC	87
1,419	Covetrus Inc	Bank of America Merrill Lynch	6,002
(13,462)	Covetrus Inc	Barclays Bank	(13,866)
5,338	Covetrus Inc	Goldman Sachs	22,580
(5,234)	Covetrus Inc	Goldman Sachs	(22,140)
(2,827)	Covetrus Inc	HSBC	(18,178)
9,608	Cowen Inc 'A'	Bank of America Merrill Lynch	24,596
18,802	Cowen Inc 'A'	Barclays Bank	42,116
3,303	Cowen Inc 'A'	Goldman Sachs	8,456
11,651	Cowen Inc 'A'	HSBC	25,056
4,801	Cowen Inc 'A'	Morgan Stanley	10,754
1,126	CPI Card Group Inc	Barclays Bank	2,083
1,476	CPI Card Group Inc	Goldman Sachs	1,712
1,388	CPI Card Group Inc	HSBC	3,414
1,207	CPI Card Group Inc	Morgan Stanley	2,233
(10,772)	CPS Technologies Corp	Barclays Bank	(1,939)
(1,891)	CPS Technologies Corp	Goldman Sachs	(170)
838	CRA International Inc	Bank of America Merrill Lynch	1,785
882	CRA International Inc	Barclays Bank	1,491
352	CRA International Inc	Goldman Sachs	(164)
3,069	CRA International Inc	HSBC	8,409
1,376	CRA International Inc	Morgan Stanley	2,325
(768)	Cracker Barrel Old Country Store Inc	Bank of America Merrill Lynch	(1,565)
(2,655)	Cracker Barrel Old Country Store Inc	Barclays Bank	(22,992)
(1,464)	Cracker Barrel Old Country Store Inc	Goldman Sachs	988
(8,988)	Cracker Barrel Old Country Store Inc	HSBC	34,107
(728)	Cracker Barrel Old Country Store Inc	Morgan Stanley	(6,304)
(8,185)	Crane Holdings Co	Bank of America Merrill Lynch	(31,969)
(7,949)	Crane Holdings Co	Barclays Bank	(31,080)
(10,181)	Crane Holdings Co	Goldman Sachs	86,443
(5,146)	Crane Holdings Co	HSBC	(3,242)
(6,160)	Crane Holdings Co	Morgan Stanley	(24,085)
34,659	Crawford & Co 'A'	Bank of America Merrill Lynch	18,716
102,582	Crawford & Co 'A'	Barclays Bank	71,807

保有高	銘柄	取引相手	未実現純評価益 /(損) (米ドル)
	米国(続き)		
35,328	Crawford & Co 'A'	Goldman Sachs	19,077
50,189	Crawford & Co 'A'	HSBC	30,615
43,377	Crawford & Co 'A'	Morgan Stanley	30,364
(1,061)	Credicorp Ltd	Bank of America Merrill Lynch	(12,106)
(5,568)	Credicorp Ltd	Barclays Bank	(29,121)
(430)	Credicorp Ltd	HSBC	(1,673)
(685)	Credit Acceptance Corp	Bank of America Merrill Lynch	9,741
(2,064)	Credit Acceptance Corp	Barclays Bank	(30,795)
7,705	Credo Technology Group Holding Ltd	Bank of America Merrill Lynch	4,777
15,055	Credo Technology Group Holding Ltd	Barclays Bank	6,323
23,305	Credo Technology Group Holding Ltd	HSBC	15,847
3,692	Credo Technology Group Holding Ltd	Morgan Stanley	1,551
(5,032)	Crescent Energy Co 'A'	Bank of America Merrill Lynch	(5,535)
(9,311)	Crescent Energy Co 'A'	Barclays Bank	(6,331)
(8,541)	Crescent Energy Co 'A'	Goldman Sachs	(9,395)
(3,017)	Crescent Energy Co 'A'	HSBC	(8,508)
4,476	Cricut Inc 'A'	Morgan Stanley	1,135
(3,195)	Crinetics Pharmaceuticals Inc	Bank of America Merrill Lynch	12,365
(15,392)	Crinetics Pharmaceuticals Inc	Barclays Bank	57,412
(1,526)	Crinetics Pharmaceuticals Inc	Goldman Sachs	5,906
(2,614)	Crinetics Pharmaceuticals Inc	HSBC	209
(2,991)	Crinetics Pharmaceuticals Inc	Morgan Stanley	11,156
7,685	Crocs Inc	Bank of America Merrill Lynch	(10,529)
(1,822)	Crocs Inc	Barclays Bank	(2,933)
13,518	Crocs Inc	Barclays Bank	24,922
(3,174)	Crocs Inc	Goldman Sachs	4,348
666	Crocs Inc	Goldman Sachs	(446)
7,820	Crocs Inc	HSBC	12,761
1,299	Crocs Inc	Morgan Stanley	2,091
4,137	Cross Country Healthcare Inc	Bank of America Merrill Lynch	3,392
1,909	Cross Country Healthcare Inc	Barclays Bank	(420)
9,083	Cross Country Healthcare Inc	Goldman Sachs	7,448
5,753	Cross Country Healthcare Inc	HSBC	633
8,701	Cross Country Healthcare Inc	Morgan Stanley	(1,914)
(1,358)	CrossFirst Bankshares Inc	Barclays Bank	(299)
(60,265)	CrossFirst Bankshares Inc	Goldman Sachs	(35,556)
(137)	CrossFirst Bankshares Inc	HSBC	(74)
(33,476)	CrossFirst Bankshares Inc	Morgan Stanley	(7,365)
(2,057)	Crowdstrike Holdings Inc 'A'	Barclays Bank	(35,113)
(5,133)	Crowdstrike Holdings Inc 'A'	Goldman Sachs	(104,014)
(2,728)	Crowdstrike Holdings Inc 'A'	HSBC	(60,970)
(2,011)	Crowdstrike Holdings Inc 'A'	Morgan Stanley	(39,795)
(2,156)	Crown Castle International Corp (REIT)	Bank of America Merrill Lynch	(31,003)
8,708	Crown Castle International Corp (REIT)	Barclays Bank	42,321
10,439	Crown Castle International Corp (REIT)	Goldman Sachs	150,073

保有高	銘柄	取引相手	未実現純評価益 /(損) (米ドル)
	米国(続き)		
7,422	Crown Castle International Corp (REIT)	HSBC	115,775
1,585	Crown Castle International Corp (REIT)	Morgan Stanley	7,703
(2,512)	Crown Holdings Inc	Bank of America Merrill Lynch	(9,274)
(7,844)	Crown Holdings Inc	Barclays Bank	(26,278)
(13,050)	Crown Holdings Inc	Goldman Sachs	(1,224)
(5,016)	Crown Holdings Inc	HSBC	(19,327)
(3,034)	Crown Holdings Inc	Morgan Stanley	(10,164)
(838)	CryoPort Inc	Bank of America Merrill Lynch	(1,852)
(4,699)	CryoPort Inc	Barclays Bank	(11,748)
(9,374)	CryoPort Inc	Goldman Sachs	(20,717)
(9,896)	CryoPort Inc	HSBC	(40,651)
(5,312)	CS Disco Inc	Bank of America Merrill Lynch	(5,526)
(3,774)	CS Disco Inc	Barclays Bank	(4,000)
(1,138)	CS Disco Inc	Goldman Sachs	(1,297)
(5,069)	CS Disco Inc	HSBC	(4,359)
(809)	CS Disco Inc	Morgan Stanley	(858)
27,613	CSG Systems International Inc	Barclays Bank	42,524
5,334	CSG Systems International Inc	Goldman Sachs	13,922
26,093	CSG Systems International Inc	Morgan Stanley	40,183
(6,279)	CSW Industrials Inc	Barclays Bank	(3,642)
(2,055)	CSW Industrials Inc	Goldman Sachs	(863)
(6,266)	CSW Industrials Inc	Morgan Stanley	(3,634)
10,283	CSX Corp	Bank of America Merrill Lynch	(6,677)
(4,613)	CSX Corp	Bank of America Merrill Lynch	6,550
9,369	CSX Corp	Barclays Bank	(53)
(7,967)	CSX Corp	Barclays Bank	(4,860)
19,727	CSX Corp	Goldman Sachs	(16,921)
(8,927)	CSX Corp	Goldman Sachs	12,676
(34,860)	CSX Corp	HSBC	63,169
6,573	CSX Corp	Morgan Stanley	620
(31,920)	CTI BioPharma Corp	Goldman Sachs	(32,878)
(5,778)	CTI BioPharma Corp	Morgan Stanley	(2,485)
6,520	CTO Newco Inc (REIT)	Bank of America Merrill Lynch	10,367
3,212	CTO Newco Inc (REIT)	Barclays Bank	10,118
9,396	CTO Newco Inc (REIT)	Goldman Sachs	14,940
6,832	CTO Newco Inc (REIT)	HSBC	38,737
9,414	CTO Newco Inc (REIT)	Morgan Stanley	29,654
(11,308)	CTS Corp	Barclays Bank	(28,948)
(19,478)	CTS Corp	Goldman Sachs	(62,914)
(8,364)	CTS Corp	HSBC	(34,460)
(4,385)	CTS Corp	Morgan Stanley	(11,226)
83,489	CubeSmart (REIT)	Goldman Sachs	172,822
21,834	CubeSmart (REIT)	HSBC	71,179
12,509	CubeSmart (REIT)	Morgan Stanley	30,147
7,085	Cue Biopharma Inc	Barclays Bank	1,913

保有高	銘柄	取引相手	未実現純評価益 /(損) (米ドル)
	米国(続き)		
14,598	Cue Biopharma Inc	Goldman Sachs	3,212
2,945	Cue Biopharma Inc	HSBC	(501)
10,487	Cue Biopharma Inc	Morgan Stanley	2,831
5,884	Cue Health Inc	Barclays Bank	(530)
(991)	Cullen/Frost Bankers Inc	Bank of America Merrill Lynch	(1,867)
(10,710)	Cullen/Frost Bankers Inc	Barclays Bank	(37,378)
(10,316)	Cullen/Frost Bankers Inc	Goldman Sachs	(19,910)
(13,471)	Cullen/Frost Bankers Inc	HSBC	28,196
(11,884)	Cullen/Frost Bankers Inc	Morgan Stanley	(41,475)
4,995	Cullinan Oncology Inc	Barclays Bank	849
4,852	Cullinan Oncology Inc	Goldman Sachs	2,055
6,187	Cullinan Oncology Inc	HSBC	10,250
3,960	Cullinan Oncology Inc	Morgan Stanley	673
9,874	Culp Inc	Barclays Bank	2,172
11,998	Culp Inc	Goldman Sachs	(3,119)
16,166	Culp Inc	HSBC	(7,598)
6,426	Culp Inc	Morgan Stanley	1,414
3,430	Cummins Inc	Bank of America Merrill Lynch	15,401
(1,388)	Cummins Inc	Bank of America Merrill Lynch	(15,320)
13,183	Cummins Inc	Barclays Bank	111,265
8,949	Cummins Inc	Goldman Sachs	40,181
(2,683)	Cummins Inc	Goldman Sachs	(27,197)
(598)	Cummins Inc	HSBC	(2,931)
(746)	Cummins Inc	Morgan Stanley	(6,296)
15,269	Cumulus Media Inc 'A'	Barclays Bank	(13,895)
14,767	Cumulus Media Inc 'A'	HSBC	(50,208)
2,131	CureVac NV	Bank of America Merrill Lynch	7,480
7,929	CureVac NV	Barclays Bank	(1,031)
1,953	CureVac NV	Goldman Sachs	2,868
2,941	CureVac NV	HSBC	6,126
3,359	CureVac NV	Morgan Stanley	1,119
6,616	CuriosityStream Inc	Bank of America Merrill Lynch	(1,125)
5,396	CuriosityStream Inc	Barclays Bank	(270)
5,946	CuriosityStream Inc	Goldman Sachs	(1,011)
3,116	CuriosityStream Inc	HSBC	(1,059)
(21,005)	Curis Inc	Barclays Bank	1,218
(3,022)	Curis Inc	Goldman Sachs	449
(4,618)	Curis Inc	HSBC	652
2,712	Curo Group Holdings Corp	Bank of America Merrill Lynch	380
4,339	Curo Group Holdings Corp	Barclays Bank	(87)
3,789	Curo Group Holdings Corp	HSBC	38
3,670	Curo Group Holdings Corp	Morgan Stanley	(73)
6,108	Curtiss-Wright Corp	Barclays Bank	14,720
17,296	Curtiss-Wright Corp	Goldman Sachs	94,090
48,000	Cushman & Wakefield Plc	Barclays Bank	29,760

保有高	銘柄	取引相手	未実現純評価益 /(損) (米ドル)
	米国(続き)		
15,504	Cushman & Wakefield Plc	Goldman Sachs	5,736
7,848	Custom Truck One Source Inc	Morgan Stanley	471
(3,676)	Customers Bancorp Inc	Barclays Bank	(7,977)
(13,182)	Customers Bancorp Inc	Goldman Sachs	(26,628)
1,814	Cutera Inc	HSBC	(7,836)
(94,900)	CVB Financial Corp	Barclays Bank	(42,705)
(43,118)	CVB Financial Corp	Goldman Sachs	(46,999)
(103,614)	CVB Financial Corp	HSBC	(92,216)
229	CVR Energy Inc	Bank of America Merrill Lynch	595
5,965	CVR Energy Inc	Barclays Bank	18,372
913	CVR Energy Inc	Goldman Sachs	2,792
1,424	CVR Energy Inc	HSBC	4,295
9,116	CVS Health Corp	Barclays Bank	15,059
22,090	CVS Health Corp	Goldman Sachs	(23,983)
926	CVS Health Corp	HSBC	(1,500)
10,563	CVS Health Corp	Morgan Stanley	17,640
(2,141)	CyberOptics Corp	Barclays Bank	(4,025)
(5,977)	CyberOptics Corp	Morgan Stanley	(11,237)
(11,088)	Cyclerion Therapeutics Inc	HSBC	(276)
(28,686)	Cyclerion Therapeutics Inc	Morgan Stanley	(625)
37,047	Cymabay Therapeutics Inc	Bank of America Merrill Lynch	7,595
7,092	Cymabay Therapeutics Inc	Barclays Bank	106
51,159	Cymabay Therapeutics Inc	Goldman Sachs	10,488
13,324	Cymabay Therapeutics Inc	Morgan Stanley	200
11,920	Cytek Biosciences Inc	Barclays Bank	(3,576)
2,776	Cytek Biosciences Inc	Morgan Stanley	(833)
(13,710)	Cytokinetics Inc	Barclays Bank	(9,323)
(2,602)	Cytokinetics Inc	HSBC	(14,467)
(30,111)	CytomX Therapeutics Inc	Goldman Sachs	3,613
(5,451)	CytoSorbents Corp	Bank of America Merrill Lynch	709
(46,950)	CytoSorbents Corp	Barclays Bank	-
(14,430)	CytoSorbents Corp	Goldman Sachs	1,876
(3,901)	CytoSorbents Corp	Morgan Stanley	-
(27,058)	Cyxtera Technologies Inc	HSBC	(95,244)
(140)	Daily Journal Corp	Bank of America Merrill Lynch	(4,472)
(259)	Daily Journal Corp	Barclays Bank	(2,691)
22,600	Daktronics Inc	Bank of America Merrill Lynch	1,664
123,670	Daktronics Inc	Barclays Bank	27,207
77,280	Daktronics Inc	Goldman Sachs	14,683
64,783	Daktronics Inc	HSBC	9,717
47,595	Daktronics Inc	Morgan Stanley	10,471
(1,733)	Dana Inc	Barclays Bank	(1,924)
(48,545)	Dana Inc	Goldman Sachs	(66,432)
(14,386)	Dana Inc	HSBC	(18,392)
(13,905)	Dana Inc	Morgan Stanley	(15,435)

保有高	銘柄	取引相手	未実現純評価益 /(損) (米ドル)
	米国(続き)		
5,402	Danaher Corp	Bank of America Merrill Lynch	72,560
5,676	Danaher Corp	Barclays Bank	50,824
2,650	Danaher Corp	Goldman Sachs	38,714
843	Danaher Corp	HSBC	16,082
6,342	Danaher Corp	Morgan Stanley	56,254
(14,588)	Danimer Scientific Inc	Barclays Bank	(656)
209	Darden Restaurants Inc	Bank of America Merrill Lynch	(401)
3,050	Darden Restaurants Inc	Barclays Bank	24,552
(6,167)	Darden Restaurants Inc	Barclays Bank	(49,644)
2,959	Darden Restaurants Inc	Goldman Sachs	(2,531)
8,252	Darden Restaurants Inc	HSBC	881
2,813	Darden Restaurants Inc	Morgan Stanley	18,176
(427)	Darden Restaurants Inc	Morgan Stanley	(3,437)
(14,940)	DarioHealth Corp	Bank of America Merrill Lynch	(2,092)
(9,003)	DarioHealth Corp	Barclays Bank	(1,260)
(2,964)	Darling Ingredients Inc	Barclays Bank	(8,507)
(13,353)	Darling Ingredients Inc	Goldman Sachs	(74,643)
(11,319)	Darling Ingredients Inc	HSBC	(106,399)
1,597	DASAN Zhone Solutions Inc	Bank of America Merrill Lynch	3,504
6,239	DASAN Zhone Solutions Inc	Barclays Bank	16,533
9,687	DASAN Zhone Solutions Inc	Goldman Sachs	33,614
1,781	DASAN Zhone Solutions Inc	HSBC	8,638
2,278	DASAN Zhone Solutions Inc	Morgan Stanley	6,037
(17,390)	Daseke Inc	Bank of America Merrill Lynch	2,087
(4,710)	Daseke Inc	Barclays Bank	(1,743)
(28,294)	Daseke Inc	Goldman Sachs	3,395
(5,048)	Datadog Inc 'A'	Barclays Bank	(14,033)
(7,323)	Datadog Inc 'A'	Goldman Sachs	3,515
(1,049)	Datadog Inc 'A'	HSBC	860
(5,823)	Datadog Inc 'A'	Morgan Stanley	(16,188)
2,241	Datto Holding Corp	HSBC	2,656
12,377	Dave & Buster's Entertainment Inc	Barclays Bank	36,512
2,825	Dave & Buster's Entertainment Inc	Goldman Sachs	876
(13,028)	DaVita Inc	Barclays Bank	(35,176)
(1,217)	DaVita Inc	Goldman Sachs	3,590
2,805	Day One Biopharmaceuticals Inc	Bank of America Merrill Lynch	(5,891)
1,792	Day One Biopharmaceuticals Inc	Barclays Bank	(2,634)
4,953	Day One Biopharmaceuticals Inc	Goldman Sachs	(10,401)
1,589	Day One Biopharmaceuticals Inc	HSBC	(3,162)
5,163	Day One Biopharmaceuticals Inc	Morgan Stanley	(7,590)
1,440	Decibel Therapeutics Inc	HSBC	706
37,289	Deciphera Pharmaceuticals Inc	Barclays Bank	(15,288)
22,094	Deciphera Pharmaceuticals Inc	Goldman Sachs	15,466
7,915	Deciphera Pharmaceuticals Inc	Morgan Stanley	(3,245)
(220)	Deckers Outdoor Corp	Bank of America Merrill Lynch	(6,041)

保有高	銘柄	取引相手	未実現純評価益 /(損) (米ドル)
	米国(続き)		
(2,323)	Deckers Outdoor Corp	Barclays Bank	(42,581)
(1,300)	Deckers Outdoor Corp	Goldman Sachs	(35,698)
(1,465)	Deckers Outdoor Corp	HSBC	(43,159)
(809)	Deckers Outdoor Corp	Morgan Stanley	(14,829)
676	Deere & Co	Bank of America Merrill Lynch	1,750
(1,447)	Deere & Co	Barclays Bank	(34,439)
1,737	Deere & Co	Barclays Bank	41,341
(3,591)	Deere & Co	Goldman Sachs	54,906
(3,893)	Definitive Healthcare Corp	Bank of America Merrill Lynch	(9,110)
(6,086)	Definitive Healthcare Corp	HSBC	(11,717)
(4,617)	Definitive Healthcare Corp	Morgan Stanley	(6,476)
8,546	Delek US Holdings Inc	Barclays Bank	13,246
7,388	Delek US Holdings Inc	Goldman Sachs	11,747
1,275	Delek US Holdings Inc	HSBC	5,112
(3,030)	Dell Technologies Inc 'C'	Bank of America Merrill Lynch	(11,302)
41,319	Dell Technologies Inc 'C'	Barclays Bank	311,545
(8,882)	Dell Technologies Inc 'C'	Barclays Bank	(66,970)
17,362	Dell Technologies Inc 'C'	Goldman Sachs	64,760
(20,870)	Delta Air Lines Inc	Bank of America Merrill Lynch	(62,088)
(15,399)	Delta Air Lines Inc	Barclays Bank	(25,023)
15,461	Delta Air Lines Inc	Barclays Bank	25,124
(36,039)	Delta Air Lines Inc	Goldman Sachs	(80,145)
32,258	Delta Air Lines Inc	Goldman Sachs	67,522
(4,494)	Delta Air Lines Inc	HSBC	(7,942)
5,459	Delta Air Lines Inc	HSBC	15,804
(7,914)	Delta Apparel Inc	Barclays Bank	4,828
(1,823)	Delta Apparel Inc	Goldman Sachs	2,935
(4,000)	Delta Apparel Inc	HSBC	2,040
(8,580)	Delta Apparel Inc	Morgan Stanley	5,234
(3,641)	Deluxe Corp	Bank of America Merrill Lynch	2,075
(13,139)	Deluxe Corp	Barclays Bank	(1,577)
(7,803)	Deluxe Corp	Goldman Sachs	4,448
(14,352)	Deluxe Corp	HSBC	36,311
1,176	Denali Therapeutics Inc	Bank of America Merrill Lynch	1,376
14,586	Denali Therapeutics Inc	Barclays Bank	583
1,261	Denali Therapeutics Inc	Goldman Sachs	1,475
3,706	Denali Therapeutics Inc	HSBC	6,078
8,163	Denali Therapeutics Inc	Morgan Stanley	327
(1,327)	Denbury Inc	Barclays Bank	(4,990)
(4,364)	Denbury Inc	Goldman Sachs	(38,927)
(2,546)	Denbury Inc	HSBC	(27,624)
(18,639)	Denny's Corp	Barclays Bank	(12,115)
(41,121)	Denny's Corp	Goldman Sachs	(18,093)
(29,426)	Denny's Corp	HSBC	(5,591)
1,085	DENTSPLY SIRONA Inc	Bank of America Merrill Lynch	1,302

保有高	銘柄	取引相手	未実現純評価益 /(損) (米ドル)
	米国(続き)		
24,255	DENTSPLY SIRONA Inc	Barclays Bank	23,285
13,080	DENTSPLY SIRONA Inc	Goldman Sachs	15,696
14,923	DENTSPLY SIRONA Inc	HSBC	5,843
(12,091)	DermTech Inc	Bank of America Merrill Lynch	2,660
(13,779)	DermTech Inc	Barclays Bank	(12,677)
(7,451)	DermTech Inc	HSBC	(3,055)
2,416	Design Therapeutics Inc	Barclays Bank	(918)
713	Design Therapeutics Inc	Morgan Stanley	(271)
3,407	Designer Brands Inc 'A'	Bank of America Merrill Lynch	5,655
3,607	Designer Brands Inc 'A'	Barclays Bank	6,781
10,242	Designer Brands Inc 'A'	Goldman Sachs	15,875
15,349	Designer Brands Inc 'A'	HSBC	32,386
(10,603)	Desktop Metal Inc 'A'	Barclays Bank	(265)
(41,390)	Desktop Metal Inc 'A'	Morgan Stanley	(1,035)
(4,298)	Destination XL Group Inc	Bank of America Merrill Lynch	(559)
(19,846)	Destination XL Group Inc	Barclays Bank	(7,938)
(32,091)	Destination XL Group Inc	Goldman Sachs	(4,172)
(9,340)	Devon Energy Corp	Bank of America Merrill Lynch	(63,512)
16,316	Devon Energy Corp	Barclays Bank	109,807
(6,043)	Devon Energy Corp	HSBC	(43,200)
(731)	Dexcom Inc	Barclays Bank	4,934
(1,316)	Dexcom Inc	Goldman Sachs	9,778
(1,376)	Dexcom Inc	HSBC	9,718
(1,762)	Dexcom Inc	Morgan Stanley	11,893
(19,756)	DHI Group Inc	Barclays Bank	593
(6,990)	DHI Group Inc	Goldman Sachs	489
(26,141)	DHT Holdings Inc	Barclays Bank	(5,490)
(34,355)	DHT Holdings Inc	Goldman Sachs	(12,024)
(37,392)	DHT Holdings Inc	HSBC	(40,009)
(1,911)	Diamond Hill Investment Group Inc	Bank of America Merrill Lynch	(11,218)
(2,354)	Diamond Hill Investment Group Inc	Barclays Bank	(15,277)
20,061	Diamond Offshore Drilling Inc	Bank of America Merrill Lynch	20,863
41,008	Diamond Offshore Drilling Inc	Barclays Bank	36,497
29,841	Diamond Offshore Drilling Inc	Goldman Sachs	31,035
77,124	Diamond Offshore Drilling Inc	HSBC	95,634
6,227	Diamond Offshore Drilling Inc	Morgan Stanley	5,542
2,497	Diamondback Energy Inc	Bank of America Merrill Lynch	66,370
(405)	Diamondback Energy Inc	Bank of America Merrill Lynch	(10,765)
1,974	Diamondback Energy Inc	Barclays Bank	42,974
(1,117)	Diamondback Energy Inc	Barclays Bank	(24,317)
5,574	Diamondback Energy Inc	Goldman Sachs	148,157
(1,054)	Diamondback Energy Inc	Goldman Sachs	(28,015)
2,578	Diamondback Energy Inc	HSBC	72,259
(3,751)	Diamondback Energy Inc	HSBC	(111,737)
4,106	Diamondback Energy Inc	Morgan Stanley	89,388

保有高	銘柄	取引相手	未実現純評価益 /(損) (米ドル)
	米国(続き)		
18,961	DiamondRock Hospitality Co (REIT)	Bank of America Merrill Lynch	6,636
21,814	DiamondRock Hospitality Co (REIT)	Goldman Sachs	7,635
49,148	DiamondRock Hospitality Co (REIT)	HSBC	25,021
9,175	DiamondRock Hospitality Co (REIT)	Morgan Stanley	6,606
1,421	DICE Therapeutics Inc	Bank of America Merrill Lynch	(1,444)
2,017	DICE Therapeutics Inc	Goldman Sachs	(4,054)
677	DICE Therapeutics Inc	HSBC	(1,489)
1,027	DICE Therapeutics Inc	Morgan Stanley	(2,321)
4,062	Dick's Sporting Goods Inc	Bank of America Merrill Lynch	(37,045)
3,587	Dick's Sporting Goods Inc	Barclays Bank	21,557
4,693	Dick's Sporting Goods Inc	Goldman Sachs	(42,800)
7,619	Dick's Sporting Goods Inc	HSBC	(62,090)
2,380	Dick's Sporting Goods Inc	Morgan Stanley	14,304
(3,901)	Diebold Nixdorf Inc	Barclays Bank	(390)
(33,648)	Diebold Nixdorf Inc	Goldman Sachs	2,692
(24,290)	Diebold Nixdorf Inc	HSBC	16,517
(7,513)	Digi International Inc	Bank of America Merrill Lynch	(3,982)
(1,817)	Digi International Inc	Barclays Bank	836
(26,141)	Digi International Inc	Goldman Sachs	(13,855)
(11,508)	Digi International Inc	HSBC	(26,583)
(1,095)	Digi International Inc	Morgan Stanley	504
(780)	Digimarc Corp	Bank of America Merrill Lynch	796
(7,136)	Digimarc Corp	Barclays Bank	(357)
(12,409)	Digimarc Corp	Goldman Sachs	12,657
(1,606)	Digital Landscape Group Inc	Bank of America Merrill Lynch	(337)
(22,849)	Digital Landscape Group Inc	Barclays Bank	15,080
(23,109)	Digital Landscape Group Inc	Goldman Sachs	(4,853)
7,862	Digital Media Solutions Inc 'A'	Barclays Bank	1,179
8,878	Digital Media Solutions Inc 'A'	Goldman Sachs	2,308
(145)	Digital Realty Trust Inc (REIT)	Bank of America Merrill Lynch	(1,483)
(1,778)	Digital Realty Trust Inc (REIT)	Barclays Bank	(9,103)
(820)	Digital Realty Trust Inc (REIT)	Goldman Sachs	(8,389)
(3,198)	Digital Realty Trust Inc (REIT)	HSBC	(16,821)
(5,547)	Digital Realty Trust Inc (REIT)	Morgan Stanley	(28,401)
10,392	Digital Turbine Inc	Barclays Bank	4,677
(3,558)	Digital Turbine Inc	Goldman Sachs	(783)
3,182	Digital Turbine Inc	HSBC	4,076
1,927	Digital Turbine Inc	Morgan Stanley	867
(8,665)	DigitalBridge Group Inc (REIT)	Bank of America Merrill Lynch	(1,217)
(29,311)	DigitalBridge Group Inc (REIT)	Barclays Bank	(3,224)
(17,940)	DigitalBridge Group Inc (REIT)	Goldman Sachs	(4,308)
(62,579)	DigitalBridge Group Inc (REIT)	HSBC	(19,341)
(230)	DigitalOcean Holdings Inc	Bank of America Merrill Lynch	(1,597)
1,784	DigitalOcean Holdings Inc	Barclays Bank	11,846
(266)	DigitalOcean Holdings Inc	Barclays Bank	(1,766)

保有高	銘柄	取引相手	未実現純評価益 /(損) (米ドル)
	米国(続き)		
(13,119)	DigitalOcean Holdings Inc	Goldman Sachs	(148,874)
(6,370)	DigitalOcean Holdings Inc	HSBC	(103,449)
(5,880)	DigitalOcean Holdings Inc	Morgan Stanley	(39,043)
(1,049)	Dillard's Inc 'A'	Barclays Bank	(51,254)
252	Dillard's Inc 'A'	Barclays Bank	12,313
(374)	Dillard's Inc 'A'	Goldman Sachs	10,375
1,047	Dillard's Inc 'A'	Goldman Sachs	(29,044)
(1,633)	Dillard's Inc 'A'	HSBC	17,800
(6,715)	Dime Community Bancshares Inc	Bank of America Merrill Lynch	(13,430)
(22,769)	Dime Community Bancshares Inc	Barclays Bank	(37,797)
(26,858)	Dime Community Bancshares Inc	Goldman Sachs	(53,716)
(17,675)	Dime Community Bancshares Inc	HSBC	11,312
(23,038)	Dime Community Bancshares Inc	Morgan Stanley	(38,243)
(3,667)	Dine Brands Global Inc	Bank of America Merrill Lynch	(17,358)
(1,741)	Dine Brands Global Inc	Barclays Bank	(10,742)
(7,704)	Dine Brands Global Inc	Goldman Sachs	(37,210)
(8,075)	Dine Brands Global Inc	HSBC	(46,512)
(2,234)	Dine Brands Global Inc	Morgan Stanley	(13,784)
(3,637)	Diodes Inc	Bank of America Merrill Lynch	(6,838)
(3,624)	Diodes Inc	Barclays Bank	(8,661)
(5,556)	Diodes Inc	Goldman Sachs	(9,710)
(5,134)	Diodes Inc	HSBC	(11,923)
(815)	Diodes Inc	Morgan Stanley	(1,948)
8,932	Discover Financial Services	Bank of America Merrill Lynch	81,996
5,010	Discover Financial Services	Barclays Bank	20,391
1,158	Discover Financial Services	Goldman Sachs	10,630
3,386	Discover Financial Services	HSBC	15,748
11,511	Discover Financial Services	Morgan Stanley	46,850
6,613	DISH Network Corp 'A'	Bank of America Merrill Lynch	10,966
(20,280)	DISH Network Corp 'A'	Barclays Bank	(38,938)
20,308	DISH Network Corp 'A'	Barclays Bank	38,991
(3,045)	DISH Network Corp 'A'	HSBC	(3,898)
5,220	DISH Network Corp 'A'	Morgan Stanley	10,022
(10,381)	Distribution Solutions Group Inc	Barclays Bank	3,633
(5,308)	Distribution Solutions Group Inc	Goldman Sachs	4,140
(3,343)	Distribution Solutions Group Inc	HSBC	29,084
(2,877)	Distribution Solutions Group Inc	Morgan Stanley	1,007
(2,166)	Diversey Holdings Ltd	Barclays Bank	(1,191)
(8,267)	Diversey Holdings Ltd	HSBC	(18,849)
(21,214)	Diversified Healthcare Trust (REIT)	Bank of America Merrill Lynch	(1,697)
(44,639)	Diversified Healthcare Trust (REIT)	Barclays Bank	(6,696)
(84,355)	Diversified Healthcare Trust (REIT)	Goldman Sachs	(6,748)
(55,134)	Diversified Healthcare Trust (REIT)	HSBC	(9,373)
(14,390)	Diversified Healthcare Trust (REIT)	Morgan Stanley	(2,159)
(3,492)	DLH Holdings Corp	Goldman Sachs	(349)

保有高	銘柄	取引相手	未実現純評価益 /(損) (米ドル)
	米国(続き)		
(1,085)	DMC Global Inc	Bank of America Merrill Lynch	(5,848)
(3,084)	DMC Global Inc	Barclays Bank	(7,155)
(9,302)	DMC Global Inc	Goldman Sachs	(50,138)
(6,054)	DMC Global Inc	HSBC	(30,149)
(1,581)	DMC Global Inc	Morgan Stanley	(3,668)
12,789	DocGo Inc	Barclays Bank	12,150
6,274	DocGo Inc	HSBC	6,149
2,403	DocGo Inc	Morgan Stanley	2,283
(2,298)	DocuSign Inc	Bank of America Merrill Lynch	(18,039)
(3,536)	DocuSign Inc	Barclays Bank	(20,261)
(3,687)	DocuSign Inc	Goldman Sachs	(34,958)
(1,734)	DocuSign Inc	HSBC	(24,605)
(4,323)	DocuSign Inc	Morgan Stanley	(25,504)
(8,242)	Dolby Laboratories Inc 'A'	Bank of America Merrill Lynch	(20,339)
(11,669)	Dolby Laboratories Inc 'A'	Barclays Bank	(25,788)
7,333	Dolby Laboratories Inc 'A'	Barclays Bank	16,206
(6,337)	Dolby Laboratories Inc 'A'	Goldman Sachs	(15,808)
(554)	Dolby Laboratories Inc 'A'	HSBC	(915)
(10,875)	Dolby Laboratories Inc 'A'	Morgan Stanley	(24,034)
278	Dollar General Corp	Bank of America Merrill Lynch	5,650
(3,362)	Dollar General Corp	Barclays Bank	(91,850)
4,083	Dollar General Corp	Goldman Sachs	(32,959)
(1,275)	Dollar General Corp	Morgan Stanley	(34,833)
3,656	Dollar General Corp	Morgan Stanley	99,882
(9,973)	Dollar Tree Inc	Barclays Bank	(330,106)
(360)	Dollar Tree Inc	Goldman Sachs	(590)
(1,249)	Dollar Tree Inc	Morgan Stanley	(36,585)
13,272	Doma Holdings Inc	Goldman Sachs	2,522
13,822	Doma Holdings Inc	HSBC	5,529
3,173	Doma Holdings Inc	Morgan Stanley	412
(3,445)	Dominion Energy Inc	Bank of America Merrill Lynch	(2,101)
(27,080)	Dominion Energy Inc	Barclays Bank	(33,308)
(9,937)	Dominion Energy Inc	Goldman Sachs	(3,715)
(62,275)	Dominion Energy Inc	Morgan Stanley	(76,599)
(1,632)	Domino's Pizza Inc	Bank of America Merrill Lynch	(51,344)
1,525	Domino's Pizza Inc	Barclays Bank	29,707
(1,915)	Domino's Pizza Inc	Barclays Bank	(37,304)
965	Domino's Pizza Inc	Goldman Sachs	25,129
(1,854)	Domino's Pizza Inc	Goldman Sachs	(47,721)
2,685	Domino's Pizza Inc	HSBC	77,570
(395)	Domino's Pizza Inc	HSBC	(11,412)
4,271	Domo Inc 'B'	Bank of America Merrill Lynch	1,666
2,244	Domo Inc 'B'	Barclays Bank	4,959
3,108	Domo Inc 'B'	Goldman Sachs	2,311
373	Domo Inc 'B'	Morgan Stanley	824

保有高	銘柄	取引相手	未実現純評価益 /(損) (米ドル)
	米国(続き)		
8,944	Donaldson Co Inc	Bank of America Merrill Lynch	16,189
52,971	Donaldson Co Inc	Barclays Bank	84,754
45,141	Donaldson Co Inc	Goldman Sachs	81,705
30,431	Donaldson Co Inc	HSBC	41,925
17,236	Donaldson Co Inc	Morgan Stanley	26,823
36,445	Donegal Group Inc 'A'	Bank of America Merrill Lynch	16,765
35,388	Donegal Group Inc 'A'	Barclays Bank	6,724
7,654	Donegal Group Inc 'A'	Goldman Sachs	3,521
19,217	Donegal Group Inc 'A'	HSBC	23,253
24,588	Donegal Group Inc 'A'	Morgan Stanley	4,672
1,450	Donnelley Financial Solutions Inc	Bank of America Merrill Lynch	4,089
4,386	Donnelley Financial Solutions Inc	Barclays Bank	6,798
5,784	Donnelley Financial Solutions Inc	Goldman Sachs	16,311
4,992	Donnelley Financial Solutions Inc	HSBC	25,995
1,538	Donnelley Financial Solutions Inc	Morgan Stanley	2,384
(594)	DoorDash Inc 'A'	Barclays Bank	(6,029)
(2,232)	DoorDash Inc 'A'	Goldman Sachs	(27,163)
(5,523)	DoorDash Inc 'A'	HSBC	(69,723)
(10,042)	DoorDash Inc 'A'	Morgan Stanley	(101,926)
(34,185)	Dorian LPG Ltd	Barclays Bank	(35,552)
(18,820)	Dorian LPG Ltd	Goldman Sachs	(18,632)
2,378	Dorman Products Inc	Barclays Bank	8,466
6,026	Dorman Products Inc	Goldman Sachs	1,145
3,139	Dorman Products Inc	HSBC	6,278
(1,126)	DoubleVerify Holdings Inc	Bank of America Merrill Lynch	(1,554)
1,351	DoubleVerify Holdings Inc	Bank of America Merrill Lynch	1,864
(18,629)	DoubleVerify Holdings Inc	Goldman Sachs	(25,708)
(4,991)	DoubleVerify Holdings Inc	HSBC	(14,873)
2,748	DoubleVerify Holdings Inc	HSBC	8,189
(1,715)	DoubleVerify Holdings Inc	Morgan Stanley	1,166
4,328	DoubleVerify Holdings Inc	Morgan Stanley	(2,943)
5,048	Douglas Dynamics Inc	Bank of America Merrill Lynch	6,260
14,180	Douglas Dynamics Inc	Barclays Bank	11,202
10,776	Douglas Dynamics Inc	Goldman Sachs	13,964
12,953	Douglas Dynamics Inc	HSBC	9,235
2,738	Douglas Dynamics Inc	Morgan Stanley	2,163
(8,580)	Douglas Elliman Inc	Bank of America Merrill Lynch	343
(20,802)	Douglas Elliman Inc	Barclays Bank	(1,248)
(29,002)	Douglas Elliman Inc	Goldman Sachs	1,160
(9,088)	Douglas Elliman Inc	HSBC	1,454
(3,430)	Douglas Elliman Inc	Morgan Stanley	(206)
45,497	Douglas Emmett Inc (REIT)	Bank of America Merrill Lynch	23,316
15,915	Douglas Emmett Inc (REIT)	Barclays Bank	3,625
34,852	Douglas Emmett Inc (REIT)	Goldman Sachs	18,853
38,899	Douglas Emmett Inc (REIT)	HSBC	15,204

保有高	銘柄	取引相手	未実現純評価益 /(損) (米ドル)
	米国(続き)		
19,275	Douglas Emmett Inc (REIT)	Morgan Stanley	5,124
(4,689)	Dova Pharmaceuticals Inc*,	HSBC	-
(13,883)	Dover Corp	Bank of America Merrill Lynch	9,440
(9,865)	Dover Corp	Barclays Bank	(18,645)
(5,783)	Dover Corp	Goldman Sachs	670
(8,307)	Dover Corp	HSBC	10,743
(8,330)	Dover Corp	Morgan Stanley	(15,744)
(6,309)	Dow Inc	Bank of America Merrill Lynch	(3,344)
(45,003)	Dow Inc	Barclays Bank	(45,903)
(34,908)	Dow Inc	Goldman Sachs	(18,501)
(1,084)	Dow Inc	HSBC	(2,163)
(27,150)	Dow Inc	Morgan Stanley	(27,693)
(4,510)	Doximity Inc 'A'	Barclays Bank	(11,952)
(5,972)	Doximity Inc 'A'	Goldman Sachs	(17,618)
(9,172)	Doximity Inc 'A'	HSBC	(38,469)
(4,014)	Doximity Inc 'A'	Morgan Stanley	(10,637)
(10,220)	DR Horton Inc	Barclays Bank	(62,751)
17,184	DR Horton Inc	Barclays Bank	105,510
(59,962)	DR Horton Inc	Goldman Sachs	(318,401)
6,133	DR Horton Inc	Goldman Sachs	31,953
(49,503)	DR Horton Inc	HSBC	(180,686)
(7,342)	DR Horton Inc	Morgan Stanley	(45,080)
5,810	DR Horton Inc	Morgan Stanley	29,832
3,560	DraftKings Inc 'A'	Bank of America Merrill Lynch	5,091
30,176	DraftKings Inc 'A'	Barclays Bank	(905)
22,458	DraftKings Inc 'A'	Goldman Sachs	32,115
7,409	DraftKings Inc 'A'	HSBC	(26,821)
12,068	DraftKings Inc 'A'	Morgan Stanley	(362)
2,878	Dril-Quip Inc	Bank of America Merrill Lynch	9,224
10,825	Dril-Quip Inc	Barclays Bank	28,548
4,193	Dril-Quip Inc	Goldman Sachs	14,584
769	Dril-Quip Inc	HSBC	2,153
1,028	Dril-Quip Inc	Morgan Stanley	2,724
13,174	Drive Shack Inc	Bank of America Merrill Lynch	(66)
(1,919)	Driven Brands Holdings Inc	Bank of America Merrill Lynch	(4,557)
(11,358)	Driven Brands Holdings Inc	Barclays Bank	(28,849)
(17,618)	Driven Brands Holdings Inc	Goldman Sachs	(50,564)
(3,340)	Driven Brands Holdings Inc	HSBC	(9,185)
2,339	Driven Brands Holdings Inc	HSBC	6,432
(4,703)	Driven Brands Holdings Inc	Morgan Stanley	(11,946)
2,787	Driven Brands Holdings Inc	Morgan Stanley	7,079
(6,178)	Dropbox Inc 'A'	Bank of America Merrill Lynch	(3,583)
(5,846)	Dropbox Inc 'A'	Barclays Bank	(2,397)
(96,116)	Dropbox Inc 'A'	Goldman Sachs	(55,747)
(24,174)	Dropbox Inc 'A'	HSBC	(8,944)

保有高	銘柄	取引相手	未実現純評価益 /(損) (米ドル)
	米国(続き)		
(32,644)	Dropbox Inc 'A'	Morgan Stanley	(13,384)
15,967	DT Midstream Inc	Barclays Bank	27,304
(6,715)	DT Midstream Inc	Barclays Bank	(11,483)
9,020	DT Midstream Inc	Goldman Sachs	21,648
(6,492)	DT Midstream Inc	Goldman Sachs	(10,951)
3,565	DT Midstream Inc	HSBC	14,723
1,663	DTE Energy Co	Bank of America Merrill Lynch	3,559
31,449	DTE Energy Co	Barclays Bank	54,092
42,211	DTE Energy Co	Goldman Sachs	94,155
50,894	DTE Energy Co	HSBC	141,412
3,398	DTE Energy Co	Morgan Stanley	5,845
1,945	Duck Creek Technologies Inc	Bank of America Merrill Lynch	3,112
12,359	Duck Creek Technologies Inc	Barclays Bank	4,449
4,409	Duck Creek Technologies Inc	Goldman Sachs	7,054
7,870	Duck Creek Technologies Inc	HSBC	21,056
4,041	Duck Creek Technologies Inc	Morgan Stanley	1,455
13,382	Duckhorn Portfolio Inc	Goldman Sachs	(3,212)
18,051	Duckhorn Portfolio Inc	HSBC	2,347
1,081	Ducommun Inc	Bank of America Merrill Lynch	(605)
15,472	Ducommun Inc	Barclays Bank	24,291
11,278	Ducommun Inc	Goldman Sachs	(6,316)
4,614	Ducommun Inc	HSBC	(12,827)
943	Ducommun Inc	Morgan Stanley	1,481
(50,304)	Duke Energy Corp	Bank of America Merrill Lynch	(131,797)
(47,541)	Duke Energy Corp	Barclays Bank	(87,475)
(23,214)	Duke Energy Corp	HSBC	(53,034)
(56,262)	Duke Energy Corp	Morgan Stanley	(103,522)
(22,395)	Duke Realty Corp (REIT)	Barclays Bank	(46,806)
(22,331)	Duke Realty Corp (REIT)	Goldman Sachs	7,146
2,331	Duluth Holdings Inc 'B'	Goldman Sachs	1,166
3,244	Duluth Holdings Inc 'B'	HSBC	195
6,196	Duluth Holdings Inc 'B'	Morgan Stanley	9,046
(42,189)	Dun & Bradstreet Holdings Inc	Barclays Bank	(16,032)
(125,198)	Dun & Bradstreet Holdings Inc	Goldman Sachs	(152,742)
(11,524)	Dun & Bradstreet Holdings Inc	HSBC	(31,115)
(2,113)	Duolingo Inc	Barclays Bank	(9,551)
10,735	DuPont de Nemours Inc	Barclays Bank	26,301
(14,918)	DuPont de Nemours Inc	Barclays Bank	(36,599)
(2,248)	DuPont de Nemours Inc	Goldman Sachs	(4,749)
27,499	DuPont de Nemours Inc	HSBC	98,721
(1,434)	DuPont de Nemours Inc	HSBC	(5,234)
13,132	DuPont de Nemours Inc	Morgan Stanley	32,173
(52,906)	Direct Corp	Bank of America Merrill Lynch	(3,497)
(33,312)	Direct Corp	Barclays Bank	(1,749)
(94,579)	Direct Corp	Goldman Sachs	(6,252)

保有高	銘柄	取引相手	未実現純評価益 /(損) (米ドル)
	米国(続き)		
1,405	DXC Technology Co	Bank of America Merrill Lynch	7,713
18,443	DXC Technology Co	Barclays Bank	93,321
6,019	DXC Technology Co	Goldman Sachs	33,044
1,014	DXC Technology Co	HSBC	7,027
2,858	DXC Technology Co	Morgan Stanley	14,461
(10,383)	DXP Enterprises Inc	Barclays Bank	(14,536)
(4,691)	DXP Enterprises Inc	Goldman Sachs	(9,757)
(4,002)	DXP Enterprises Inc	HSBC	(32,976)
72	Dyadic International Inc	Barclays Bank	9
(4,680)	Dycom Industries Inc	Barclays Bank	(55,383)
(762)	Dycom Industries Inc	Goldman Sachs	(10,455)
(3,326)	Dynatrace Inc	Bank of America Merrill Lynch	1,313
(6,573)	Dynatrace Inc	Barclays Bank	4,876
10,339	Dynatrace Inc	Goldman Sachs	37,841
6,675	Dynatrace Inc	HSBC	34,977
(7,124)	Dynatrace Inc	HSBC	(32,857)
(3,047)	Dynatrace Inc	Morgan Stanley	2,499
(5,949)	Dynavax Technologies Corp	Bank of America Merrill Lynch	(13,266)
(12,359)	Dynavax Technologies Corp	Barclays Bank	(7,910)
(6,100)	Dynavax Technologies Corp	Goldman Sachs	(13,603)
(11,469)	Dynavax Technologies Corp	HSBC	(44,500)
2,813	Dyne Therapeutics Inc	Bank of America Merrill Lynch	(2,250)
14,800	Dyne Therapeutics Inc	Barclays Bank	(6,216)
3,161	Dyne Therapeutics Inc	Goldman Sachs	(2,529)
11,005	Dyne Therapeutics Inc	HSBC	(12,216)
9,160	Dyne Therapeutics Inc	Morgan Stanley	(3,847)
(95,409)	Dynex Capital Inc (REIT)	Barclays Bank	(22,898)
(31,657)	Dynex Capital Inc (REIT)	Morgan Stanley	(7,598)
18,407	E2open Parent Holdings Inc	Bank of America Merrill Lynch	7,731
21,439	E2open Parent Holdings Inc	Barclays Bank	4,288
10,138	E2open Parent Holdings Inc	HSBC	2,535
4,154	E2open Parent Holdings Inc	Morgan Stanley	831
(30,095)	Eagle Bancorp Inc	Barclays Bank	(13,242)
(41,083)	Eagle Bancorp Inc	Goldman Sachs	(29,169)
7,335	Eagle Bancorp Montana Inc	Bank of America Merrill Lynch	3,447
9,274	Eagle Bancorp Montana Inc	Barclays Bank	1,391
12,346	Eagle Bancorp Montana Inc	Goldman Sachs	5,803
6,341	Eagle Bancorp Montana Inc	HSBC	(1,015)
15,154	Eagle Bancorp Montana Inc	Morgan Stanley	2,273
(5,028)	Eagle Bulk Shipping Inc	Barclays Bank	(2,981)
(454)	Eagle Bulk Shipping Inc	Goldman Sachs	(781)
747	Eagle Materials Inc	Bank of America Merrill Lynch	6,738
(43,736)	Eagle Materials Inc	Barclays Bank	(251,482)
(13,022)	Eagle Materials Inc	Goldman Sachs	(117,458)
2,290	Eagle Materials Inc	Goldman Sachs	20,656

保有高	銘柄	取引相手	未実現純評価益 /(損) (米ドル)
	米国(続き)		
1,142	Eagle Materials Inc	Morgan Stanley	6,193
(1,149)	Eagle Pharmaceuticals Inc	Bank of America Merrill Lynch	(2,298)
(2,886)	Eagle Pharmaceuticals Inc	Barclays Bank	(3,059)
(949)	Eagle Pharmaceuticals Inc	Goldman Sachs	(1,898)
(826)	Eagle Pharmaceuticals Inc	HSBC	(3,486)
7,944	Eargo Inc	Barclays Bank	1,549
5,785	Eargo Inc	Goldman Sachs	(1,012)
1,864	Eargo Inc	Morgan Stanley	363
(7,659)	Earthstone Energy Inc 'A'	Bank of America Merrill Lynch	(30,789)
(20,654)	Earthstone Energy Inc 'A'	Barclays Bank	(42,960)
(8,730)	Earthstone Energy Inc 'A'	Goldman Sachs	(35,095)
(10,941)	Earthstone Energy Inc 'A'	Morgan Stanley	(22,757)
4,086	East West Bancorp Inc	Bank of America Merrill Lynch	5,475
8,784	East West Bancorp Inc	Barclays Bank	15,460
21,985	East West Bancorp Inc	Goldman Sachs	29,459
7,074	East West Bancorp Inc	HSBC	7,711
583	East West Bancorp Inc	Morgan Stanley	1,026
71,356	Easterly Government Properties Inc (REIT)	Barclays Bank	10,703
112,026	Easterly Government Properties Inc (REIT)	Goldman Sachs	45,931
10,273	Easterly Government Properties Inc (REIT)	HSBC	8,834
(96,731)	Eastern Bankshares Inc	Barclays Bank	(79,319)
(100,880)	Eastern Bankshares Inc	Goldman Sachs	(96,845)
(9,560)	Eastern Bankshares Inc	HSBC	(5,067)
(14,594)	Eastern Co	Bank of America Merrill Lynch	(22,621)
(11,685)	Eastern Co	Barclays Bank	(5,258)
(14,491)	Eastern Co	Goldman Sachs	(22,461)
(2,590)	Eastern Co	HSBC	2,202
(1,315)	Eastern Co	Morgan Stanley	(592)
2,190	EastGroup Properties Inc (REIT)	Bank of America Merrill Lynch	(9,204)
20,592	EastGroup Properties Inc (REIT)	Barclays Bank	95,135
14,349	EastGroup Properties Inc (REIT)	Goldman Sachs	(69,383)
4,678	EastGroup Properties Inc (REIT)	HSBC	(9,469)
4,455	EastGroup Properties Inc (REIT)	Morgan Stanley	20,583
(2,642)	Eastman Chemical Co	Bank of America Merrill Lynch	(16,513)
(5,150)	Eastman Chemical Co	Barclays Bank	(32,600)
7,764	Eastman Chemical Co	Barclays Bank	37,952
(4,685)	Eastman Chemical Co	Goldman Sachs	(29,281)
3,822	Eastman Chemical Co	Goldman Sachs	17,077
(469)	Eastman Chemical Co	HSBC	(2,898)
665	Eastman Chemical Co	HSBC	4,110
(10,813)	Eastman Chemical Co	Morgan Stanley	(68,446)
2,481	Eastman Chemical Co	Morgan Stanley	15,705
(69,342)	Eastman Kodak Co	Barclays Bank	(15,255)
(30,578)	Eastman Kodak Co	HSBC	8,868
1,871	Eaton Corp Plc	Bank of America Merrill Lynch	(3,031)

保有高	銘柄	取引相手	未実現純評価益 /(損) (米ドル)
	米国(続き)		
40,311	Eaton Corp Plc	Barclays Bank	29,722
10,391	Eaton Corp Plc	Goldman Sachs	(16,833)
4,594	Eaton Corp Plc	HSBC	2,288
(1,246)	eBay Inc	Bank of America Merrill Lynch	(3,427)
3,882	eBay Inc	Barclays Bank	11,751
(4,203)	eBay Inc	Barclays Bank	(11,138)
18,936	eBay Inc	Goldman Sachs	50,102
(9,555)	eBay Inc	Goldman Sachs	(20,904)
1,739	eBay Inc	HSBC	2,225
(18,010)	Ebix Inc	Barclays Bank	13,147
(791)	Ebix Inc	HSBC	(313)
31,280	EchoStar Corp 'A'	Barclays Bank	72,569
21,070	EchoStar Corp 'A'	Goldman Sachs	68,899
6,706	EchoStar Corp 'A'	HSBC	18,240
949	Ecolab Inc	Bank of America Merrill Lynch	3,151
17,237	Ecolab Inc	Barclays Bank	24,821
456	Ecolab Inc	Goldman Sachs	(139)
28,680	Ecolab Inc	HSBC	(17,954)
2,241	Ecolab Inc	Morgan Stanley	3,227
4,588	Ecovyst Inc	Bank of America Merrill Lynch	1,973
21,930	Ecovyst Inc	Barclays Bank	877
31,154	Ecovyst Inc	Goldman Sachs	13,396
25,951	Ecovyst Inc	HSBC	22,577
2,007	Ecovyst Inc	Morgan Stanley	80
(5,976)	Edgewell Personal Care Co	Bank of America Merrill Lynch	3,944
(14,048)	Edgewell Personal Care Co	Barclays Bank	(21,634)
(14,170)	Edgewell Personal Care Co	Goldman Sachs	9,352
(1,729)	Edgewell Personal Care Co	HSBC	5,498
6,148	Edgewise Therapeutics Inc	Bank of America Merrill Lynch	(6,886)
8,055	Edgewise Therapeutics Inc	Barclays Bank	(8,861)
10,023	Edgewise Therapeutics Inc	Goldman Sachs	(3,296)
3,802	Edgewise Therapeutics Inc	HSBC	(3,681)
8,320	Edison International	Bank of America Merrill Lynch	7,629
9,696	Edison International	Barclays Bank	24,787
(37,949)	Edison International	Goldman Sachs	(99,806)
10,435	Edison International	Goldman Sachs	27,444
(13,402)	Edison International	HSBC	11,258
7,801	Edison International	HSBC	21,850
1,981	Editas Medicine Inc	Bank of America Merrill Lynch	971
9,393	Editas Medicine Inc	Barclays Bank	6,951
12,372	Editas Medicine Inc	Goldman Sachs	6,781
9,241	Editas Medicine Inc	HSBC	4,689
4,549	Edwards Lifesciences Corp	Bank of America Merrill Lynch	15,050
(3,294)	Edwards Lifesciences Corp	Bank of America Merrill Lynch	(13,011)
3,840	Edwards Lifesciences Corp	Barclays Bank	14,562

保有高	銘柄	取引相手	未実現純評価益 /(損) (米ドル)
	米国(続き)		
6,813	Edwards Lifesciences Corp	Goldman Sachs	29,501
(4,280)	Edwards Lifesciences Corp	HSBC	(22,213)
7,906	Edwards Lifesciences Corp	Morgan Stanley	22,930
(2,554)	Edwards Lifesciences Corp	Morgan Stanley	(9,578)
8,681	eGain Corp	Barclays Bank	1,042
17,608	eGain Corp	Goldman Sachs	1,056
2,617	eHealth Inc	Bank of America Merrill Lynch	(1,125)
3,152	eHealth Inc	Barclays Bank	2,459
4,900	eHealth Inc	Goldman Sachs	(2,107)
8,977	Eiger BioPharmaceuticals Inc	Goldman Sachs	(3,052)
7,335	Eiger BioPharmaceuticals Inc	HSBC	(3,227)
43,231	El Pollo Loco Holdings Inc	Barclays Bank	10,808
5,412	El Pollo Loco Holdings Inc	Goldman Sachs	(433)
8,798	El Pollo Loco Holdings Inc	HSBC	(2,287)
18,014	El Pollo Loco Holdings Inc	Morgan Stanley	4,504
98	Elah Holdings Inc	Bank of America Merrill Lynch	(294)
87	Elah Holdings Inc	Morgan Stanley	(348)
1,619	Elanco Animal Health Inc	Bank of America Merrill Lynch	1,085
(22,905)	Elanco Animal Health Inc	Barclays Bank	(7,732)
1,998	Elanco Animal Health Inc	Barclays Bank	579
5,944	Elanco Animal Health Inc	Goldman Sachs	3,982
(1,729)	Elanco Animal Health Inc	HSBC	(324)
11,975	Elanco Animal Health Inc	HSBC	25,626
(2,299)	Elanco Animal Health Inc	Morgan Stanley	(667)
6,100	Elanco Animal Health Inc	Morgan Stanley	1,769
4,536	Elastic NV	Bank of America Merrill Lynch	16,149
6,609	Elastic NV	Barclays Bank	15,663
6,273	Elastic NV	Goldman Sachs	22,053
9,332	Elastic NV	HSBC	41,807
2,983	Elastic NV	Morgan Stanley	7,070
(11,484)	Electromed Inc	Goldman Sachs	8,958
(3,329)	Electromed Inc	HSBC	3,595
(6,328)	Electronic Arts Inc	Goldman Sachs	(64,862)
5,633	Electronic Arts Inc	Goldman Sachs	57,738
(3,457)	Element Solutions Inc	Bank of America Merrill Lynch	(2,869)
(60,269)	Element Solutions Inc	Barclays Bank	(30,738)
(31,848)	Element Solutions Inc	Goldman Sachs	(24,946)
(64,037)	Element Solutions Inc	Morgan Stanley	(32,659)
10,003	Elevate Credit Inc	Goldman Sachs	3,401
1,319	Elevate Credit Inc	HSBC	488
9,673	Elevate Credit Inc	Morgan Stanley	1,257
392	Elevation Oncology Inc	Barclays Bank	(298)
352	Elevation Oncology Inc	Goldman Sachs	(436)
278	Elevation Oncology Inc	HSBC	(261)
115	Elevation Oncology Inc	Morgan Stanley	(87)

保有高	銘柄	取引相手	未実現純評価益 /(損) (米ドル)
	米国(続き)		
(7,667)	elf Beauty Inc	Bank of America Merrill Lynch	(33,165)
(2,191)	elf Beauty Inc	Barclays Bank	(9,399)
(17,810)	elf Beauty Inc	Goldman Sachs	(50,937)
(3,704)	elf Beauty Inc	HSBC	(14,077)
(1,055)	elf Beauty Inc	Morgan Stanley	(4,526)
(280)	Eli Lilly & Co	Bank of America Merrill Lynch	(3,693)
(389)	Eli Lilly & Co	Barclays Bank	(3,878)
(2,571)	Eli Lilly & Co	Goldman Sachs	(35,026)
(1,326)	Eli Lilly & Co	Morgan Stanley	(13,220)
(13,910)	Ellington Residential Mortgage (REIT)	Barclays Bank	(3,895)
(22,111)	Ellington Residential Mortgage (REIT)	Goldman Sachs	(3,096)
(10,401)	Ellington Residential Mortgage (REIT)	HSBC	(832)
(8,968)	Ellington Residential Mortgage (REIT)	Morgan Stanley	(2,511)
(6,350)	Eloxx Pharmaceuticals Inc	Barclays Bank	316
(19,449)	Eloxx Pharmaceuticals Inc	Goldman Sachs	401
(6,669)	Eloxx Pharmaceuticals Inc	Morgan Stanley	331
(32,324)	Embark Technology Inc	Barclays Bank	3,717
(2,342)	Embecta Corp	Bank of America Merrill Lynch	(328)
(6,999)	Embecta Corp	Barclays Bank	7,629
10,198	Embecta Corp	Goldman Sachs	1,428
2,268	Embecta Corp	HSBC	(8,278)
12,150	Embecta Corp	Morgan Stanley	(13,244)
9,949	EMCOR Group Inc	Bank of America Merrill Lynch	39,504
(532)	EMCOR Group Inc	Bank of America Merrill Lynch	(2,293)
5,333	EMCOR Group Inc	Barclays Bank	20,398
(8,857)	EMCOR Group Inc	Barclays Bank	(34,365)
8,087	EMCOR Group Inc	Goldman Sachs	34,855
(5,143)	EMCOR Group Inc	Goldman Sachs	(22,166)
13,814	EMCOR Group Inc	HSBC	37,906
(3,543)	EMCOR Group Inc	HSBC	(11,883)
2,040	EMCOR Group Inc	Morgan Stanley	5,368
(2,823)	EMCOR Group Inc	Morgan Stanley	(10,953)
(21,126)	EMCORE Corp	Bank of America Merrill Lynch	(2,426)
(24,699)	EMCORE Corp	Barclays Bank	(4,693)
(16,114)	EMCORE Corp	Goldman Sachs	(2,256)
(7,503)	EMCORE Corp	HSBC	(1,200)
35,290	Emerald Holding Inc	Bank of America Merrill Lynch	13,057
960	Emergent BioSolutions Inc	Bank of America Merrill Lynch	5,136
6,711	Emergent BioSolutions Inc	Barclays Bank	(18,120)
6,699	Emergent BioSolutions Inc	HSBC	22,138
(14,586)	Emerson Electric Co	Barclays Bank	(38,471)
(51,872)	Emerson Electric Co	Goldman Sachs	(171,565)
(12,826)	Emerson Electric Co	HSBC	(41,967)
113,968	Empire State Realty Trust Inc 'A' (REIT)	Barclays Bank	37,609
26,992	Empire State Realty Trust Inc 'A' (REIT)	HSBC	779

保有高	銘柄	取引相手	未実現純評価益 /(損) (米ドル)
	米国(続き)		
23,806	Empire State Realty Trust Inc 'A' (REIT)	Morgan Stanley	7,856
(12,923)	Employers Holdings Inc	Barclays Bank	4,782
(17,284)	Employers Holdings Inc	Goldman Sachs	(10,889)
(5,246)	Employers Holdings Inc	HSBC	(6,243)
(4,473)	Employers Holdings Inc	Morgan Stanley	1,655
(7,667)	Enact Holdings Inc	Bank of America Merrill Lynch	(8,587)
(10,979)	Enact Holdings Inc	Barclays Bank	(1,098)
(22,508)	Enact Holdings Inc	Goldman Sachs	(25,209)
(37,748)	Enact Holdings Inc	HSBC	(54,735)
3,006	Enanta Pharmaceuticals Inc	Bank of America Merrill Lynch	(28,377)
4,282	Enanta Pharmaceuticals Inc	Goldman Sachs	(40,422)
1,220	Enanta Pharmaceuticals Inc	HSBC	(16,592)
3,167	Enanta Pharmaceuticals Inc	Morgan Stanley	(9,944)
(2,382)	Enbridge Inc	Bank of America Merrill Lynch	(4,431)
(2,277)	Encompass Health Corp	Bank of America Merrill Lynch	(2,677)
(7,258)	Encompass Health Corp	Barclays Bank	(6,097)
(32,131)	Encompass Health Corp	Goldman Sachs	(11,246)
(2,801)	Encompass Health Corp	HSBC	(3,473)
1,458	Encore Capital Group Inc	Bank of America Merrill Lynch	1,881
10,172	Encore Capital Group Inc	Barclays Bank	25,125
7,114	Encore Capital Group Inc	Goldman Sachs	9,048
5,377	Encore Capital Group Inc	HSBC	(11,507)
782	Encore Capital Group Inc	Morgan Stanley	1,932
2,942	Encore Wire Corp	Barclays Bank	17,770
1,794	Encore Wire Corp	Goldman Sachs	1,328
1,823	Encore Wire Corp	HSBC	182
(2,407)	Endeavor Group Holdings Inc 'A'	Bank of America Merrill Lynch	(7,245)
6,915	Endeavor Group Holdings Inc 'A'	Bank of America Merrill Lynch	20,814
(3,879)	Endeavor Group Holdings Inc 'A'	Goldman Sachs	(11,676)
9,633	Endeavor Group Holdings Inc 'A'	Goldman Sachs	28,995
(2,185)	Endeavor Group Holdings Inc 'A'	HSBC	(9,199)
9,504	Endeavor Group Holdings Inc 'A'	HSBC	43,813
(5,324)	Endeavor Group Holdings Inc 'A'	Morgan Stanley	(4,046)
4,729	Endeavor Group Holdings Inc 'A'	Morgan Stanley	3,594
24,326	Endo International Plc	Barclays Bank	2,693
34,982	Endo International Plc	Goldman Sachs	(22,514)
6,449	Energizer Holdings Inc	Bank of America Merrill Lynch	(11,284)
4,267	Energizer Holdings Inc	Barclays Bank	(4,523)
14,598	Energizer Holdings Inc	Goldman Sachs	(38,247)
36,725	Energizer Holdings Inc	HSBC	(113,230)
2,054	Energizer Holdings Inc	Morgan Stanley	(2,177)
4,546	Energy Fuels Inc	Bank of America Merrill Lynch	3,228
5,474	Energy Fuels Inc	Barclays Bank	1,697
11,245	Energy Fuels Inc	Goldman Sachs	7,984
7,593	Energy Fuels Inc	HSBC	5,847

保有高	銘柄	取引相手	未実現純評価益 / (損) (米ドル)
	米国 (続き)		
1,847	Energy Fuels Inc	Morgan Stanley	573
(36,590)	Energy Recovery Inc	Barclays Bank	(42,810)
(22,852)	Energy Recovery Inc	Goldman Sachs	(60,786)
(22,922)	Energy Recovery Inc	HSBC	(54,130)
(1,156)	Enerpac Tool Group Corp	Bank of America Merrill Lynch	231
(19,553)	Enerpac Tool Group Corp	Barclays Bank	1,173
(30,128)	Enerpac Tool Group Corp	Goldman Sachs	6,026
(35,728)	Enerpac Tool Group Corp	Morgan Stanley	2,144
(4,333)	EnerSys	Barclays Bank	(22,792)
(43,272)	EnerSys	Goldman Sachs	(277,374)
(4,205)	EnerSys	HSBC	(25,735)
(7,361)	EnerSys	Morgan Stanley	(38,719)
18,037	Eneti Inc	Barclays Bank	9,379
10,036	Eneti Inc	HSBC	12,043
(5,026)	Enfusion Inc ' A '	Barclays Bank	(2,312)
(32,453)	Enfusion Inc ' A '	HSBC	18,174
5,054	EngageSmart Inc	Barclays Bank	606
13,183	EngageSmart Inc	Goldman Sachs	19,115
12,845	EngageSmart Inc	HSBC	20,295
40,399	EnLink Midstream LLC (Unit)	Bank of America Merrill Lynch	35,753
30,149	EnLink Midstream LLC (Unit)	Barclays Bank	27,285
12,707	EnLink Midstream LLC (Unit)	Goldman Sachs	11,246
56,775	Ennis Inc	Bank of America Merrill Lynch	21,007
6,448	Ennis Inc	Barclays Bank	3,740
26,613	Ennis Inc	Goldman Sachs	9,847
24,776	Ennis Inc	HSBC	9,167
4,175	Ennis Inc	Morgan Stanley	2,422
5,655	Enochian Biosciences Inc	Goldman Sachs	(4,581)
8,072	Enova International Inc	Barclays Bank	4,440
9,766	Enova International Inc	Goldman Sachs	7,032
2,583	Enova International Inc	Morgan Stanley	1,421
7,707	Enovis Corp	Bank of America Merrill Lynch	10,890
32,754	Enovis Corp	Barclays Bank	20,963
11,514	Enovis Corp	Goldman Sachs	22,735
3,812	Enovis Corp	HSBC	7,440
3,072	Enovis Corp	Morgan Stanley	2,513
(696)	Enphase Energy Inc	Bank of America Merrill Lynch	(21,026)
(3,811)	Enphase Energy Inc	Barclays Bank	(67,112)
(852)	Enphase Energy Inc	HSBC	(15,393)
(497)	Enphase Energy Inc	Morgan Stanley	(8,752)
5,190	EnPro Industries Inc	Barclays Bank	14,843
3,361	EnPro Industries Inc	Goldman Sachs	(571)
3,313	EnPro Industries Inc	HSBC	15,093
(1,311)	Ensign Group Inc	Bank of America Merrill Lynch	(4,379)
6,215	Ensign Group Inc	Bank of America Merrill Lynch	20,758

保有高	銘柄	取引相手	未実現純評価益 /(損) (米ドル)
	米国(続き)		
15,561	Ensign Group Inc	Barclays Bank	39,369
9,851	Ensign Group Inc	Goldman Sachs	32,902
9,907	Ensign Group Inc	HSBC	48,258
3,406	Ensign Group Inc	Morgan Stanley	8,617
4,485	Enstar Group Ltd	Barclays Bank	41,352
2,073	Enstar Group Ltd	Goldman Sachs	5,929
705	Enstar Group Ltd	HSBC	(1,466)
(9,049)	Entegris Inc	Barclays Bank	(41,082)
1,846	Entegris Inc	Barclays Bank	8,381
(195)	Entegris Inc	Morgan Stanley	(885)
26,451	Entergy Corp	Barclays Bank	71,973
34,597	Entergy Corp	Goldman Sachs	58,615
30,608	Entergy Corp	HSBC	13,335
3,029	Entergy Corp	Morgan Stanley	8,330
3,532	Enterprise Bancorp Inc	Barclays Bank	5,651
11,997	Enterprise Bancorp Inc	Goldman Sachs	5,159
16,791	Enterprise Bancorp Inc	Morgan Stanley	26,866
(585)	Enterprise Financial Services Corp	Bank of America Merrill Lynch	(1,825)
(30,053)	Enterprise Financial Services Corp	Barclays Bank	(37,011)
(13,949)	Enterprise Financial Services Corp	Goldman Sachs	(43,521)
(12,568)	Enterprise Financial Services Corp	HSBC	(19,103)
(484)	Enterprise Financial Services Corp	Morgan Stanley	51
5,887	Entravision Communications Corp 'A'	Bank of America Merrill Lynch	1,766
13,762	Entravision Communications Corp 'A'	Barclays Bank	413
14,393	Entravision Communications Corp 'A'	Goldman Sachs	4,318
(44,864)	Envela Corp	Bank of America Merrill Lynch	(14,356)
(15,392)	Envela Corp	Barclays Bank	(2,906)
(14,311)	Envela Corp	Goldman Sachs	(4,580)
712	Envista Holdings Corp	Bank of America Merrill Lynch	833
(7,526)	Envista Holdings Corp	Bank of America Merrill Lynch	(12,643)
6,254	Envista Holdings Corp	Goldman Sachs	7,317
(7,465)	Envista Holdings Corp	Goldman Sachs	(5,745)
5,836	Envista Holdings Corp	HSBC	7,712
(2,210)	Envista Holdings Corp	HSBC	(2,622)
8,121	Envista Holdings Corp	Morgan Stanley	4,629
(1,041)	Envista Holdings Corp	Morgan Stanley	(1,085)
(12,491)	Enzo Biochem Inc	Barclays Bank	1,499
(7,486)	Enzo Biochem Inc	HSBC	823
31,023	EOG Resources Inc	Barclays Bank	368,994
22,722	EOG Resources Inc	HSBC	490,530
450	EOG Resources Inc	Morgan Stanley	5,360
(116)	EPAM Systems Inc	Barclays Bank	(1,029)
261	EPAM Systems Inc	Goldman Sachs	3,323
(750)	EPAM Systems Inc	Goldman Sachs	(9,852)
(158)	EPAM Systems Inc	Morgan Stanley	(1,401)

保有高	銘柄	取引相手	未実現純評価益 /(損) (米ドル)
	米国(続き)		
(33,571)	Epizyme Inc	Barclays Bank	1,390
(63,386)	Epizyme Inc	Goldman Sachs	3,740
(3,655)	Epizyme Inc	HSBC	655
(9,180)	Epizyme Inc	Morgan Stanley	380
34,641	ePlus Inc	Barclays Bank	2,771
(2,922)	EPR Properties (REIT)	Bank of America Merrill Lynch	(2,601)
3,268	EPR Properties (REIT)	Bank of America Merrill Lynch	1,869
(38,235)	EPR Properties (REIT)	Barclays Bank	(43,970)
3,140	EPR Properties (REIT)	Barclays Bank	3,611
(13,495)	EPR Properties (REIT)	Goldman Sachs	(12,011)
1,020	EPR Properties (REIT)	HSBC	520
2,013	EPR Properties (REIT)	Morgan Stanley	2,315
5,075	EQRx Inc	Barclays Bank	5,735
3,886	EQRx Inc	Goldman Sachs	3,614
(8,547)	EQT Corp	Barclays Bank	(30,000)
2,946	EQT Corp	Barclays Bank	10,340
8,690	EQT Corp	Goldman Sachs	64,277
(4,721)	EQT Corp	HSBC	(54,008)
(1,027)	Equifax Inc	Barclays Bank	(4,077)
3,091	Equifax Inc	Goldman Sachs	15,331
2,023	Equifax Inc	HSBC	2,670
(3,422)	Equifax Inc	HSBC	(8,708)
(2,208)	Equifax Inc	Morgan Stanley	(8,766)
791	Equinix Inc (REIT)	Bank of America Merrill Lynch	24,490
1,174	Equinix Inc (REIT)	Barclays Bank	21,707
2,362	Equinix Inc (REIT)	Goldman Sachs	88,232
2,396	Equinix Inc (REIT)	HSBC	66,681
1,541	Equinix Inc (REIT)	Morgan Stanley	28,493
7,124	Equitable Holdings Inc	Bank of America Merrill Lynch	19,805
30,715	Equitable Holdings Inc	Barclays Bank	49,144
30,346	Equitable Holdings Inc	Goldman Sachs	84,362
16,391	Equitable Holdings Inc	HSBC	33,930
40,777	Equitable Holdings Inc	Morgan Stanley	65,243
(6,948)	Equitrans Midstream Corp	Bank of America Merrill Lynch	(3,474)
71,436	Equitrans Midstream Corp	Goldman Sachs	35,718
(37,458)	Equitrans Midstream Corp	Goldman Sachs	(18,729)
14,806	Equitrans Midstream Corp	HSBC	11,253
(24,612)	Equitrans Midstream Corp	HSBC	(16,109)
23,152	Equitrans Midstream Corp	Morgan Stanley	8,335
(6,393)	Equitrans Midstream Corp	Morgan Stanley	(2,301)
1,293	Equity Bancshares Inc 'A'	Barclays Bank	1,047
2,059	Equity Bancshares Inc 'A'	Goldman Sachs	2,651
958	Equity Bancshares Inc 'A'	HSBC	1,375
(34,327)	Equity Commonwealth (REIT)	Bank of America Merrill Lynch	(39,476)
(72,742)	Equity Commonwealth (REIT)	Barclays Bank	(71,287)

保有高	銘柄	取引相手	未実現純評価益 /(損) (米ドル)
	米国(続き)		
(39,245)	Equity Commonwealth (REIT)	Goldman Sachs	(45,132)
(118,979)	Equity Commonwealth (REIT)	HSBC	(117,789)
(25,551)	Equity Commonwealth (REIT)	Morgan Stanley	(25,040)
51,962	Equity LifeStyle Properties Inc (REIT)	Barclays Bank	199,535
41,964	Equity LifeStyle Properties Inc (REIT)	Goldman Sachs	178,766
21,184	Equity LifeStyle Properties Inc (REIT)	HSBC	132,824
20,546	Equity Residential (REIT)	Bank of America Merrill Lynch	64,053
3,783	Equity Residential (REIT)	Barclays Bank	5,939
28,006	Equity Residential (REIT)	Goldman Sachs	85,978
31,655	Equity Residential (REIT)	HSBC	107,442
6,126	Equity Residential (REIT)	Morgan Stanley	9,618
3,082	Erasca Inc	Bank of America Merrill Lynch	(1,541)
2,740	Erasca Inc	Barclays Bank	(192)
3,112	Erasca Inc	Goldman Sachs	(1,556)
11,280	Erasca Inc	HSBC	(7,783)
6,297	Erasca Inc	Morgan Stanley	(441)
1,363	Erie Indemnity Co 'A'	Bank of America Merrill Lynch	3,395
1,537	Erie Indemnity Co 'A'	Barclays Bank	5,533
2,147	Erie Indemnity Co 'A'	Goldman Sachs	6,656
2,093	Erie Indemnity Co 'A'	HSBC	4,035
3,253	Erie Indemnity Co 'A'	Morgan Stanley	11,655
8,755	Eros STX Global Corp	Bank of America Merrill Lynch	5,691
21,731	Eros STX Global Corp	Barclays Bank	14,994
20,674	Eros STX Global Corp	Goldman Sachs	13,438
3,202	Eros STX Global Corp	HSBC	1,569
6,412	Eros STX Global Corp	Morgan Stanley	4,424
(2,051)	Esab Corp	Bank of America Merrill Lynch	1,559
(10,866)	Esab Corp	Barclays Bank	2,499
(25,782)	Esab Corp	Goldman Sachs	19,594
(4,537)	Esab Corp	HSBC	(13,520)
(12,306)	Esab Corp	Morgan Stanley	2,831
25,192	ESC WAR IND*	Barclays Bank	6,741
63,725	ESC WAR IND*	Goldman Sachs	-
41,059	ESC WAR IND*	Morgan Stanley	10,987
(13,745)	Escalade Inc	Bank of America Merrill Lynch	(1,924)
(5,486)	Escalade Inc	Barclays Bank	(3,346)
(8,717)	Escalade Inc	Goldman Sachs	(1,220)
(15,527)	Escalade Inc	Morgan Stanley	(9,471)
(2,437)	ESCO Technologies Inc	Bank of America Merrill Lynch	(3,461)
(7,574)	ESCO Technologies Inc	Barclays Bank	(8,559)
(4,180)	ESCO Technologies Inc	Goldman Sachs	(5,936)
(2,650)	ESCO Technologies Inc	HSBC	(11,872)
(40,015)	Escrow New York (REIT)*	Bank of America Merrill Lynch	(750,281)
(39,940)	Escrow New York (REIT)*	Goldman Sachs	(748,835)
(21,172)	Escrow New York (REIT)*	Morgan Stanley	(396,975)

保有高	銘柄	取引相手	未実現純評価益 /(損) (米ドル)
	米国(続き)		
376	Esperion Therapeutics Inc	Bank of America Merrill Lynch	(38)
24,915	Esperion Therapeutics Inc	Barclays Bank	(9,717)
5,615	Esperion Therapeutics Inc	Goldman Sachs	(562)
17,619	Esperion Therapeutics Inc	HSBC	8,105
8,681	Esperion Therapeutics Inc	Morgan Stanley	(3,386)
(2,463)	Esquire Financial Holdings Inc	Bank of America Merrill Lynch	(6,379)
(8,289)	Esquire Financial Holdings Inc	Barclays Bank	(9,947)
(1,820)	Esquire Financial Holdings Inc	Goldman Sachs	(4,714)
(2,190)	Esquire Financial Holdings Inc	HSBC	(2,694)
(2,980)	Esquire Financial Holdings Inc	Morgan Stanley	(3,576)
2,839	ESSA Bancorp Inc	Bank of America Merrill Lynch	483
3,412	ESSA Bancorp Inc	Barclays Bank	102
5,380	ESSA Bancorp Inc	Goldman Sachs	915
16,405	ESSA Bancorp Inc	HSBC	(7,874)
9,132	ESSA Bancorp Inc	Morgan Stanley	274
2,482	Essent Group Ltd	Bank of America Merrill Lynch	4,244
14,574	Essent Group Ltd	Barclays Bank	17,781
(37,936)	Essent Group Ltd	Goldman Sachs	(64,871)
96,627	Essent Group Ltd	Goldman Sachs	153,261
(7,250)	Essent Group Ltd	HSBC	(7,685)
8,178	Essent Group Ltd	HSBC	8,441
(5,280)	Essent Group Ltd	Morgan Stanley	(6,442)
5,184	Essent Group Ltd	Morgan Stanley	6,324
5,837	Essential Properties Realty Trust Inc (REIT)	Bank of America Merrill Lynch	(992)
44,286	Essential Properties Realty Trust Inc (REIT)	Barclays Bank	39,857
73,371	Essential Properties Realty Trust Inc (REIT)	Goldman Sachs	(12,473)
44,653	Essential Properties Realty Trust Inc (REIT)	HSBC	33,043
7,542	Essential Properties Realty Trust Inc (REIT)	Morgan Stanley	6,788
11,346	Essential Utilities Inc	Bank of America Merrill Lynch	4,538
22,339	Essential Utilities Inc	Barclays Bank	(4,244)
(3,378)	Essential Utilities Inc	Goldman Sachs	(1,351)
10,998	Essential Utilities Inc	Goldman Sachs	4,399
(47,529)	Essential Utilities Inc	HSBC	(113,687)
8,722	Essential Utilities Inc	HSBC	22,302
7,285	Essential Utilities Inc	Morgan Stanley	(1,384)
(6,863)	Essex Property Trust Inc (REIT)	Barclays Bank	21,515
(736)	Essex Property Trust Inc (REIT)	Goldman Sachs	5,744
(6,358)	Essex Property Trust Inc (REIT)	HSBC	75,565
(4,829)	Estee Lauder Cos Inc 'A'	Bank of America Merrill Lynch	(99,931)
(4,922)	Estee Lauder Cos Inc 'A'	Barclays Bank	(91,648)
623	Estee Lauder Cos Inc 'A'	Goldman Sachs	12,360
(1,335)	Estee Lauder Cos Inc 'A'	HSBC	(25,234)

保有高	銘柄	取引相手	未実現純評価益 /(損) (米ドル)
	米国(続き)		
(374)	Estee Lauder Cos Inc 'A'	Morgan Stanley	(6,964)
2,731	Ethan Allen Interiors Inc	Bank of America Merrill Lynch	(2,622)
24,400	Ethan Allen Interiors Inc	Barclays Bank	40,504
24,292	Ethan Allen Interiors Inc	Goldman Sachs	(23,320)
15,787	Ethan Allen Interiors Inc	HSBC	(25,417)
3,434	Ethan Allen Interiors Inc	Morgan Stanley	5,700
(17,433)	Eton Pharmaceuticals Inc	Barclays Bank	4,707
3,484	Etsy Inc	Barclays Bank	30,900
5,391	Etsy Inc	HSBC	11,360
4,987	Euronet Worldwide Inc	Barclays Bank	26,780
5,945	Euronet Worldwide Inc	HSBC	93,515
1,435	Euronet Worldwide Inc	Morgan Stanley	7,706
(5,288)	European Wax Center Inc 'A'	Bank of America Merrill Lynch	(2,448)
(9,226)	European Wax Center Inc 'A'	Barclays Bank	(11,062)
(4,551)	European Wax Center Inc 'A'	Goldman Sachs	(2,867)
13,647	Evans Bancorp Inc	Barclays Bank	19,993
8,500	Evans Bancorp Inc	Goldman Sachs	9,563
3,020	Evans Bancorp Inc	HSBC	3,367
4,196	Evans Bancorp Inc	Morgan Stanley	6,147
(6,617)	Evelo Biosciences Inc	Barclays Bank	(2,514)
5,122	Eventbrite Inc 'A'	Bank of America Merrill Lynch	543
19,362	Eventbrite Inc 'A'	Barclays Bank	(4,453)
22,095	Eventbrite Inc 'A'	Goldman Sachs	11,580
7,813	Eventbrite Inc 'A'	HSBC	11,329
8,999	Eventbrite Inc 'A'	Morgan Stanley	(2,070)
(2,401)	Everbridge Inc	Barclays Bank	(1,773)
1,824	Everbridge Inc	Barclays Bank	1,970
(5,193)	Everbridge Inc	Goldman Sachs	(19,591)
(7,810)	Everbridge Inc	HSBC	(41,907)
1,669	Everbridge Inc	HSBC	5,713
1,747	EverCommerce Inc	Bank of America Merrill Lynch	280
5,323	EverCommerce Inc	Barclays Bank	213
6,782	EverCommerce Inc	Goldman Sachs	1,085
4,189	EverCommerce Inc	HSBC	(4,231)
2,171	Evercore Inc 'A'	Bank of America Merrill Lynch	9,502
2,625	Evercore Inc 'A'	Barclays Bank	8,583
2,507	Evercore Inc 'A'	Goldman Sachs	9,124
4,184	Evercore Inc 'A'	HSBC	11,845
4,617	Evercore Inc 'A'	Morgan Stanley	12,376
453	Everest Re Group Ltd	Bank of America Merrill Lynch	2,601
4,375	Everest Re Group Ltd	Barclays Bank	33,471
5,057	Everest Re Group Ltd	Goldman Sachs	(2,966)
5,563	Everest Re Group Ltd	HSBC	2,134
4,432	Everest Re Group Ltd	Morgan Stanley	31,575
28,849	Evergy Inc	Bank of America Merrill Lynch	50,343

保有高	銘柄	取引相手	未実現純評価益 /(損) (米ドル)
	米国(続き)		
23,570	Evergy Inc	Barclays Bank	34,108
52,251	Evergy Inc	Goldman Sachs	109,706
9,254	Evergy Inc	HSBC	20,681
1,957	Evergy Inc	Morgan Stanley	2,877
16,249	Everi Holdings Inc	Bank of America Merrill Lynch	17,215
6,005	Everi Holdings Inc	Barclays Bank	6,786
24,218	Everi Holdings Inc	Goldman Sachs	28,334
9,128	Everi Holdings Inc	HSBC	17,691
2,191	Everi Holdings Inc	Morgan Stanley	849
12,616	EverQuote Inc 'A'	Barclays Bank	1,640
7,020	EverQuote Inc 'A'	Goldman Sachs	491
583	EverQuote Inc 'A'	HSBC	(1,137)
(5,093)	Eversource Energy	Bank of America Merrill Lynch	(13,313)
51,846	Eversource Energy	Barclays Bank	48,735
(11,535)	Eversource Energy	Barclays Bank	(10,843)
646	Eversource Energy	Goldman Sachs	(529)
(7,638)	Eversource Energy	Goldman Sachs	(22,608)
283	Eversource Energy	HSBC	(42)
(4,052)	Eversource Energy	HSBC	(6,848)
(3,118)	Everspin Technologies Inc	Barclays Bank	(1,372)
(7,448)	Everspin Technologies Inc	Goldman Sachs	(1,936)
(3,708)	EVERTEC Inc	Bank of America Merrill Lynch	(1,112)
(12,918)	EVERTEC Inc	Barclays Bank	(1,033)
(19,217)	EVERTEC Inc	Goldman Sachs	(5,765)
(10,074)	EVERTEC Inc	HSBC	907
(2,995)	EVI Industries Inc	Barclays Bank	(689)
(1,887)	Evo Payments Inc 'A'	Bank of America Merrill Lynch	(1,528)
(12,284)	Evo Payments Inc 'A'	Barclays Bank	7,739
(1,093)	Evo Payments Inc 'A'	Goldman Sachs	(885)
(3,983)	Evo Payments Inc 'A'	HSBC	(4,262)
(14,577)	Evo Payments Inc 'A'	Morgan Stanley	9,184
6,806	Evolent Health Inc 'A'	Barclays Bank	(4,696)
7,148	Evolent Health Inc 'A'	Goldman Sachs	-
6,521	Evolent Health Inc 'A'	HSBC	15,390
9,568	Evolus Inc	Barclays Bank	14,287
764	Evolus Inc	HSBC	2,261
84,319	Evolution Petroleum Corp	Goldman Sachs	53,121
64,454	Evolution Petroleum Corp	Morgan Stanley	43,184
(2,172)	Evoqua Water Technologies Corp	Bank of America Merrill Lynch	(956)
1,417	Evoqua Water Technologies Corp	Bank of America Merrill Lynch	623
(32,577)	Evoqua Water Technologies Corp	Barclays Bank	26,713
6,038	Evoqua Water Technologies Corp	Barclays Bank	(4,951)
(8,777)	Evoqua Water Technologies Corp	Goldman Sachs	(431)
17,258	Evoqua Water Technologies Corp	Goldman Sachs	7,593
(5,847)	Evoqua Water Technologies Corp	HSBC	(4,976)

保有高	銘柄	取引相手	未実現純評価益 /(損) (米ドル)
	米国(続き)		
(3,574)	Evoqua Water Technologies Corp	Morgan Stanley	2,931
2,204	Evoqua Water Technologies Corp	Morgan Stanley	(1,807)
1,467	EW Scripps Co 'A'	Bank of America Merrill Lynch	391
56,167	EW Scripps Co 'A'	Barclays Bank	(16,288)
16,740	EW Scripps Co 'A'	Goldman Sachs	7,031
(3,083)	Exact Sciences Corp	Bank of America Merrill Lynch	(5,437)
(2,439)	Exact Sciences Corp	Barclays Bank	1,415
(8,194)	Exact Sciences Corp	Goldman Sachs	(7,128)
(3,817)	Exact Sciences Corp	HSBC	(5,698)
(2,422)	Exact Sciences Corp	Morgan Stanley	1,405
9,606	Exagen Inc	Bank of America Merrill Lynch	4,611
5,389	Exagen Inc	Barclays Bank	2,317
8,916	Exagen Inc	Goldman Sachs	4,280
4,899	Exagen Inc	HSBC	(4,311)
21,705	Exelixis Inc	Bank of America Merrill Lynch	(44,746)
32,838	Exelixis Inc	Barclays Bank	17,733
7,984	Exelixis Inc	Goldman Sachs	2,758
52,474	Exelixis Inc	HSBC	(75,821)
(14,388)	Exelon Corp	Barclays Bank	(18,129)
(121,424)	Exelon Corp	Goldman Sachs	(276,847)
(91,969)	Exelon Corp	HSBC	(222,565)
(6,620)	ExlService Holdings Inc	Bank of America Merrill Lynch	(55,038)
(4,848)	ExlService Holdings Inc	Barclays Bank	(49,692)
(7,464)	ExlService Holdings Inc	Goldman Sachs	(59,350)
(4,261)	ExlService Holdings Inc	HSBC	(40,655)
(3,872)	ExlService Holdings Inc	Morgan Stanley	(39,688)
(10,748)	eXp World Holdings Inc	Bank of America Merrill Lynch	(5,804)
(20,433)	eXp World Holdings Inc	Barclays Bank	(2,247)
(2,639)	eXp World Holdings Inc	Goldman Sachs	(1,425)
(15,126)	eXp World Holdings Inc	HSBC	(5,445)
1,472	Expedia Group Inc	Bank of America Merrill Lynch	6,609
1,909	Expedia Group Inc	Barclays Bank	12,809
6,424	Expedia Group Inc	Goldman Sachs	33,862
3,709	Expedia Group Inc	HSBC	6,460
63	Expedia Group Inc	Morgan Stanley	423
1,116	Expeditors International of Washington Inc	Bank of America Merrill Lynch	(1,266)
16,127	Expeditors International of Washington Inc	Barclays Bank	35,802
(2,876)	Expeditors International of Washington Inc	Barclays Bank	(6,385)
(2,817)	Expeditors International of Washington Inc	Goldman Sachs	4,274
2,406	Expeditors International of Washington Inc	HSBC	6,696
(599)	Expeditors International of Washington Inc	HSBC	1,574
(350)	Exponent Inc	Bank of America Merrill Lynch	(403)
(4,261)	Exponent Inc	Barclays Bank	(8,011)
(7,552)	Exponent Inc	Goldman Sachs	(8,684)
(5,052)	Exponent Inc	HSBC	(4,597)

保有高	銘柄	取引相手	未実現純評価益 /(損) (米ドル)
	米国(続き)		
(32,789)	Express Inc	Goldman Sachs	22,297
(13,889)	Express Inc	HSBC	8,195
(4,925)	Expro Group Holdings NV	Barclays Bank	(5,516)
(1,051)	Expro Group Holdings NV	Goldman Sachs	(1,902)
(4,018)	Expro Group Holdings NV	HSBC	(10,407)
(7,290)	Exterran Corp	Bank of America Merrill Lynch	(2,868)
(3,279)	Exterran Corp	Barclays Bank	(2,263)
(3,432)	Exterran Corp	Goldman Sachs	(1,201)
(7,744)	Exterran Corp	HSBC	(5,885)
17,316	Extra Space Storage Inc (REIT)	Barclays Bank	52,641
7,508	Extra Space Storage Inc (REIT)	Goldman Sachs	(9,760)
12,078	Extreme Networks Inc	Barclays Bank	2,103
22,717	Extreme Networks Inc	Goldman Sachs	9,002
18,364	Extreme Networks Inc	HSBC	10,039
4,632	Extreme Networks Inc	Morgan Stanley	1,621
38,552	Exxon Mobil Corp	Barclays Bank	199,314
40,888	Exxon Mobil Corp	Goldman Sachs	331,602
950	Exxon Mobil Corp	HSBC	9,275
76,158	EZCORP Inc 'A'	Barclays Bank	36,937
53,184	EZCORP Inc 'A'	Goldman Sachs	28,719
3,378	F45 Training Holdings Inc	Bank of America Merrill Lynch	(1,993)
7,758	F45 Training Holdings Inc	Barclays Bank	7,215
2,553	F45 Training Holdings Inc	Goldman Sachs	(1,506)
13,983	F45 Training Holdings Inc	HSBC	2,711
5,407	F45 Training Holdings Inc	Morgan Stanley	4,751
(6,269)	F5 Inc	Bank of America Merrill Lynch	24,511
(1,964)	F5 Inc	Barclays Bank	(9,447)
(12,621)	F5 Inc	Goldman Sachs	37,439
(4,985)	F5 Inc	HSBC	16,152
(1,244)	F5 Inc	Morgan Stanley	(5,984)
(4,915)	Fabrinet	Barclays Bank	(10,911)
(4,956)	Fabrinet	Goldman Sachs	7,894
(4,597)	Fabrinet	HSBC	(430)
(2,259)	Fabrinet	Morgan Stanley	(5,015)
876	FactSet Research Systems Inc	Bank of America Merrill Lynch	8,848
7,368	FactSet Research Systems Inc	Barclays Bank	76,038
5,335	FactSet Research Systems Inc	Goldman Sachs	53,883
3,881	FactSet Research Systems Inc	HSBC	72,613
1,060	FactSet Research Systems Inc	Morgan Stanley	10,939
1,764	Fair Isaac Corp	Barclays Bank	3,263
1,931	Fair Isaac Corp	Morgan Stanley	3,572
12,413	Falcon Minerals Corp	Barclays Bank	7,448
14,744	Falcon Minerals Corp	HSBC	9,584
14,473	Farfetch Ltd 'A'	Bank of America Merrill Lynch	16,792
(7,690)	Farfetch Ltd 'A'	Bank of America Merrill Lynch	(5,306)

保有高	銘柄	取引相手	未実現純評価益 /(損) (米ドル)
	米国(続き)		
(5,203)	Farfetch Ltd 'A'	Barclays Bank	(7,909)
20,507	Farfetch Ltd 'A'	Goldman Sachs	36,884
(8,132)	Farfetch Ltd 'A'	Goldman Sachs	(5,611)
8,227	Farfetch Ltd 'A'	HSBC	10,738
(2,426)	Farfetch Ltd 'A'	HSBC	(1,577)
(8,862)	Farfetch Ltd 'A'	Morgan Stanley	(13,470)
(2,282)	Farmer Bros Co	Goldman Sachs	753
(11,384)	Farmer Bros Co	Morgan Stanley	(1,708)
3,480	Farmers & Merchants Bancorp Inc	Barclays Bank	4,594
7,284	Farmers & Merchants Bancorp Inc	Goldman Sachs	7,794
3,602	Farmers & Merchants Bancorp Inc	HSBC	4,683
11,735	Farmers National Banc Corp	Bank of America Merrill Lynch	7,745
33,907	Farmers National Banc Corp	Barclays Bank	24,413
73,841	Farmers National Banc Corp	Goldman Sachs	48,735
7,814	Farmers National Banc Corp	HSBC	2,726
(35,478)	Farmland Partners Inc (REIT)	Barclays Bank	(40,445)
(7,245)	Farmland Partners Inc (REIT)	Goldman Sachs	(5,868)
(11,212)	Farmland Partners Inc (REIT)	HSBC	(9,642)
(1,482)	Farmland Partners Inc (REIT)	Morgan Stanley	(784)
(2,594)	FARO Technologies Inc	Barclays Bank	1,686
(12,662)	FARO Technologies Inc	Goldman Sachs	6,331
(6,136)	FARO Technologies Inc	HSBC	7,793
(8,635)	Fastenal Co	Bank of America Merrill Lynch	(6,198)
(40,768)	Fastenal Co	Barclays Bank	(46,884)
(61,135)	Fastenal Co	Goldman Sachs	(17,034)
(77,631)	Fastenal Co	HSBC	(13,485)
(10,604)	Fastenal Co	Morgan Stanley	(12,195)
15,384	Fastly Inc 'A'	Barclays Bank	17,076
21,840	Fastly Inc 'A'	Goldman Sachs	30,541
15,974	Fastly Inc 'A'	HSBC	23,374
16,131	Fastly Inc 'A'	Morgan Stanley	17,905
3,616	Fate Therapeutics Inc	Barclays Bank	2,061
(3,134)	Fate Therapeutics Inc	Goldman Sachs	(1,661)
7,799	Fate Therapeutics Inc	Goldman Sachs	5,259
(975)	Fate Therapeutics Inc	HSBC	(800)
11,914	Fate Therapeutics Inc	HSBC	6,611
2,629	Fate Therapeutics Inc	Morgan Stanley	1,499
1,683	Fathom Holdings Inc	Barclays Bank	1,447
1,126	Fathom Holdings Inc	Goldman Sachs	1,599
779	Fathom Holdings Inc	Morgan Stanley	670
(1,614)	FB Financial Corp	Barclays Bank	(2,857)
(850)	FB Financial Corp	HSBC	(3,743)
(5,502)	FB Financial Corp	Morgan Stanley	(9,739)
23,876	Federal Agricultural Mortgage Corp 'C'	Barclays Bank	44,887
3,979	Federal Agricultural Mortgage Corp 'C'	Goldman Sachs	4,258

保有高	銘柄	取引相手	未実現純評価益 /(損) (米ドル)
	米国(続き)		
(2,750)	Federal Realty Investment Trust (REIT)	Bank of America Merrill Lynch	2,173
483	Federal Realty Investment Trust (REIT)	Bank of America Merrill Lynch	(382)
(11,461)	Federal Realty Investment Trust (REIT)	Barclays Bank	(59,253)
6,157	Federal Realty Investment Trust (REIT)	Barclays Bank	31,832
(8,418)	Federal Realty Investment Trust (REIT)	Goldman Sachs	6,650
1,769	Federal Realty Investment Trust (REIT)	Goldman Sachs	(1,398)
(532)	Federal Realty Investment Trust (REIT)	HSBC	(2,968)
4,094	Federal Realty Investment Trust (REIT)	HSBC	13,346
(10,252)	Federal Realty Investment Trust (REIT)	Morgan Stanley	(53,003)
2,326	Federal Realty Investment Trust (REIT)	Morgan Stanley	12,025
(25,838)	Federal Signal Corp	Barclays Bank	(38,757)
(34,079)	Federal Signal Corp	Goldman Sachs	(68,158)
(23,989)	Federal Signal Corp	HSBC	(18,951)
(32,860)	Federated Hermes Inc	Barclays Bank	(51,590)
(21,212)	Federated Hermes Inc	Goldman Sachs	(50,696)
(8,920)	Federated Hermes Inc	HSBC	(39,962)
(12,382)	Federated Hermes Inc	Morgan Stanley	(19,440)
(1,109)	FedEx Corp	Bank of America Merrill Lynch	(11,212)
(2,071)	FedEx Corp	Barclays Bank	(24,739)
(2,121)	FedEx Corp	Goldman Sachs	(21,443)
(5,909)	FedEx Corp	HSBC	(68,308)
(5,709)	FedEx Corp	Morgan Stanley	(85,072)
820	FedNat Holding Co	Barclays Bank	4
2,420	FedNat Holding Co	Goldman Sachs	69
15,476	FedNat Holding Co	Morgan Stanley	67
11,002	Fennec Pharmaceuticals Inc	Goldman Sachs	(1,540)
38,895	Fennec Pharmaceuticals Inc	Morgan Stanley	4,278
5,398	FibroGen Inc	Bank of America Merrill Lynch	2,591
25,969	FibroGen Inc	Goldman Sachs	12,465
9,491	FibroGen Inc	HSBC	16,894
1,647	FibroGen Inc	Morgan Stanley	1,598
491	Fidelity D&D Bancorp Inc	Barclays Bank	439
220	Fidelity D&D Bancorp Inc	Goldman Sachs	525
264	Fidelity D&D Bancorp Inc	HSBC	556
171	Fidelity D&D Bancorp Inc	Morgan Stanley	153
39,681	Fidelity National Financial Inc	Barclays Bank	51,188
32,895	Fidelity National Financial Inc	Goldman Sachs	30,922
10,725	Fidelity National Financial Inc	HSBC	16,409
360	Fidelity National Financial Inc	Morgan Stanley	464
27,283	Fidelity National Information Services Inc	Goldman Sachs	219,082
2,533	Fidelity National Information Services Inc	HSBC	24,798
7,550	Fiesta Restaurant Group Inc	Barclays Bank	2,869
2,988	Fiesta Restaurant Group Inc	Goldman Sachs	1,315
7,108	Fiesta Restaurant Group Inc	HSBC	9,880
16,274	Fiesta Restaurant Group Inc	Morgan Stanley	6,184

保有高	銘柄	取引相手	未実現純評価益 /(損) (米ドル)
	米国(続き)		
9,293	Fifth Third Bancorp	Bank of America Merrill Lynch	30,667
(27,492)	Fifth Third Bancorp	Barclays Bank	(59,933)
12,162	Fifth Third Bancorp	Barclays Bank	26,513
(43,965)	Fifth Third Bancorp	Goldman Sachs	(140,529)
9,631	Fifth Third Bancorp	Goldman Sachs	31,782
(7,939)	Fifth Third Bancorp	HSBC	(13,393)
8,060	Fifth Third Bancorp	HSBC	17,651
(8,038)	Fifth Third Bancorp	Morgan Stanley	(5,908)
15,530	Figs Inc 'A'	Bank of America Merrill Lynch	(2,347)
5,672	Figs Inc 'A'	Barclays Bank	2,779
10,999	Figs Inc 'A'	Goldman Sachs	(5,500)
6,883	Figs Inc 'A'	HSBC	(27,074)
5,159	Figs Inc 'A'	Morgan Stanley	2,528
(15,428)	Financial Institutions Inc	Goldman Sachs	(13,731)
(2,597)	Financial Institutions Inc	Morgan Stanley	(2,052)
2,170	Finwise Bancorp	Goldman Sachs	803
2,495	Finwise Bancorp	HSBC	(998)
5,453	First Advantage Corp	Bank of America Merrill Lynch	(2,345)
3,716	First Advantage Corp	Barclays Bank	520
5,093	First Advantage Corp	Goldman Sachs	(2,716)
7,756	First Advantage Corp	HSBC	(5,778)
7,310	First Advantage Corp	Morgan Stanley	1,101
(2,103)	First American Financial Corp	Bank of America Merrill Lynch	42
10,047	First American Financial Corp	Barclays Bank	904
(6,797)	First American Financial Corp	Barclays Bank	(612)
(2,603)	First American Financial Corp	Goldman Sachs	52
1,819	First American Financial Corp	Morgan Stanley	164
(3,999)	First American Financial Corp	Morgan Stanley	(360)
(2,878)	First Bancorp	Bank of America Merrill Lynch	(3,684)
(61,940)	First Bancorp	Barclays Bank	(69,373)
(7,123)	First Bancorp	Barclays Bank	(5,200)
(55,653)	First Bancorp	Goldman Sachs	(81,781)
(14,444)	First Bancorp	Goldman Sachs	(18,488)
(7,663)	First Bancorp	HSBC	843
(10,834)	First BanCorp	Bank of America Merrill Lynch	(11,752)
(9,572)	First BanCorp	Morgan Stanley	(10,721)
9,170	First Bancorp Inc	Barclays Bank	11,921
6,410	First Bancorp Inc	Goldman Sachs	7,127
834	First Bancorp Inc	HSBC	1,365
8,291	First Bancorp Inc	Morgan Stanley	10,778
10,789	First Bancshares Inc	Bank of America Merrill Lynch	(1,187)
23,466	First Bancshares Inc	Barclays Bank	2,816
18,172	First Bancshares Inc	Goldman Sachs	(1,999)
31,539	First Bancshares Inc	HSBC	(69,972)
4,558	First Bancshares Inc	Morgan Stanley	547

保有高	銘柄	取引相手	未実現純評価益 /(損) (米ドル)
	米国(続き)		
31,626	First Bank	Bank of America Merrill Lynch	7,274
17,854	First Bank	Barclays Bank	6,249
11,783	First Bank	Goldman Sachs	2,710
5,743	First Busey Corp	Bank of America Merrill Lynch	4,959
36,234	First Busey Corp	Barclays Bank	17,621
34,089	First Busey Corp	Goldman Sachs	39,108
21,722	First Busey Corp	HSBC	13,943
16,465	First Busey Corp	Morgan Stanley	8,240
12,789	First Business Financial Services Inc	Bank of America Merrill Lynch	6,650
20,501	First Business Financial Services Inc	Barclays Bank	23,576
18,804	First Business Financial Services Inc	Goldman Sachs	9,778
13,953	First Business Financial Services Inc	HSBC	(11,162)
825	First Capital Inc	Bank of America Merrill Lynch	(91)
244	First Capital Inc	Barclays Bank	205
251	First Capital Inc	Morgan Stanley	211
(402)	First Citizens BancShares Inc 'A'	Bank of America Merrill Lynch	(16,695)
(2,174)	First Citizens BancShares Inc 'A'	Barclays Bank	(64,220)
(923)	First Citizens BancShares Inc 'A'	Goldman Sachs	(38,333)
(1,261)	First Citizens BancShares Inc 'A'	HSBC	(57,892)
(607)	First Citizens BancShares Inc 'A'	Morgan Stanley	(17,931)
(1,802)	First Commonwealth Financial Corp	Bank of America Merrill Lynch	(118)
(23,791)	First Commonwealth Financial Corp	Barclays Bank	(11,896)
(40,491)	First Commonwealth Financial Corp	Goldman Sachs	(31,970)
(2,602)	First Commonwealth Financial Corp	HSBC	(1,171)
(2,186)	First Commonwealth Financial Corp	Morgan Stanley	(1,093)
19,517	First Community Bankshares Inc	Barclays Bank	9,954
15,800	First Community Bankshares Inc	Goldman Sachs	24,490
53,619	First Community Bankshares Inc	HSBC	26,809
30,106	First Community Bankshares Inc	Morgan Stanley	15,354
6,014	First Community Corp	Barclays Bank	(60)
275	First Community Corp	Goldman Sachs	8
17,313	First Community Corp	Morgan Stanley	(173)
(11,609)	First Financial Bancorp	Bank of America Merrill Lynch	(9,840)
(30,343)	First Financial Bancorp	Barclays Bank	(4,855)
(83,695)	First Financial Bancorp	Goldman Sachs	(71,623)
(27,701)	First Financial Bancorp	HSBC	(6,560)
(12,814)	First Financial Bancorp	Morgan Stanley	(1,096)
1,150	First Financial Bankshares Inc	Bank of America Merrill Lynch	610
45,577	First Financial Bankshares Inc	Barclays Bank	11,394
38,016	First Financial Bankshares Inc	Goldman Sachs	20,148
14,177	First Financial Bankshares Inc	HSBC	(4,638)
9,615	First Financial Bankshares Inc	Morgan Stanley	3,724
42,918	First Financial Corp	Bank of America Merrill Lynch	40,343
7,939	First Financial Corp	Barclays Bank	3,414
2,114	First Financial Corp	Goldman Sachs	1,987

保有高	銘柄	取引相手	未実現純評価益 /(損) (米ドル)
	米国(続き)		
4,102	First Financial Corp	HSBC	2,256
1,063	First Financial Corp	Morgan Stanley	457
20,158	First Financial Northwest Inc	Bank of America Merrill Lynch	9,071
34,941	First Financial Northwest Inc	Goldman Sachs	15,723
20,420	First Foundation Inc	Bank of America Merrill Lynch	24,431
49,862	First Foundation Inc	Barclays Bank	32,410
26,311	First Foundation Inc	Goldman Sachs	29,728
9,161	First Foundation Inc	HSBC	3,357
2,139	First Foundation Inc	Morgan Stanley	1,390
(2,362)	First Guaranty Bancshares Inc	Bank of America Merrill Lynch	(1,772)
(2,425)	First Guaranty Bancshares Inc	Morgan Stanley	(3,662)
(19,429)	First Hawaiian Inc	Bank of America Merrill Lynch	(24,869)
(76,331)	First Hawaiian Inc	Barclays Bank	(65,645)
(73,879)	First Hawaiian Inc	Goldman Sachs	(94,565)
(17,297)	First Hawaiian Inc	HSBC	(15,568)
(31,933)	First Hawaiian Inc	Morgan Stanley	(27,462)
29,370	First Horizon Corp	Goldman Sachs	41,118
34,011	First Industrial Realty Trust Inc (REIT)	Bank of America Merrill Lynch	(8,503)
60,265	First Industrial Realty Trust Inc (REIT)	Barclays Bank	71,715
127,317	First Industrial Realty Trust Inc (REIT)	Goldman Sachs	(31,830)
(3,981)	First Internet Bancorp	Barclays Bank	(4,817)
(2,462)	First Internet Bancorp	Goldman Sachs	(4,678)
(12,090)	First Internet Bancorp	HSBC	(20,916)
33,770	First Interstate BancSystem Inc 'A'	Bank of America Merrill Lynch	126,340
69,589	First Interstate BancSystem Inc 'A'	Barclays Bank	228,512
41,997	First Interstate BancSystem Inc 'A'	Goldman Sachs	162,114
6,683	First Interstate BancSystem Inc 'A'	HSBC	25,690
20,603	First Interstate BancSystem Inc 'A'	Morgan Stanley	67,895
(11,220)	First Merchants Corp	Bank of America Merrill Lynch	(19,630)
(28,910)	First Merchants Corp	Barclays Bank	(28,064)
(15,938)	First Merchants Corp	HSBC	(12,045)
(1,399)	First Merchants Corp	Morgan Stanley	(1,413)
(27,612)	First Mid Bancshares Inc	Bank of America Merrill Lynch	(24,851)
(29,242)	First Mid Bancshares Inc	Goldman Sachs	(26,318)
(2,689)	First Mid Bancshares Inc	HSBC	(968)
(13,824)	First Mid Bancshares Inc	Morgan Stanley	(4,562)
58,552	First Northwest Bancorp	Bank of America Merrill Lynch	61,480
4,939	First Northwest Bancorp	Barclays Bank	(296)
9,608	First Northwest Bancorp	Goldman Sachs	10,088
1,307	First Northwest Bancorp	HSBC	(1,137)
4,985	First Northwest Bancorp	Morgan Stanley	(299)
3,510	First of Long Island Corp	Bank of America Merrill Lynch	1,088
12,553	First of Long Island Corp	Barclays Bank	5,398
31,183	First of Long Island Corp	Goldman Sachs	9,667
17,344	First of Long Island Corp	HSBC	2,081

保有高	銘柄	取引相手	未実現純評価益 /(損) (米ドル)
	米国(続き)		
9,205	First of Long Island Corp	Morgan Stanley	3,958
(3,731)	First Republic Bank	Bank of America Merrill Lynch	(62,942)
11,870	First Republic Bank	Barclays Bank	80,953
(3,528)	First Republic Bank	Barclays Bank	(24,061)
(827)	First Republic Bank	Goldman Sachs	(13,951)
1,855	First Republic Bank	HSBC	21,388
(3,205)	First Republic Bank	HSBC	(36,954)
19,817	First Savings Financial Group Inc	Bank of America Merrill Lynch	27,347
2,544	First Savings Financial Group Inc	Barclays Bank	2,976
6,417	First Savings Financial Group Inc	Goldman Sachs	8,855
966	First Savings Financial Group Inc	HSBC	1,710
1,167	First Savings Financial Group Inc	Morgan Stanley	1,365
(6,865)	First Solar Inc	Barclays Bank	(43,044)
(5,643)	First Solar Inc	Goldman Sachs	(36,873)
(5,761)	First Solar Inc	HSBC	(23,505)
1,768	First United Corp	Bank of America Merrill Lynch	2,829
4,382	First United Corp	Barclays Bank	8,764
20,049	First United Corp	Goldman Sachs	32,078
17,228	First United Corp	Morgan Stanley	34,456
3,140	First Watch Restaurant Group Inc	Bank of America Merrill Lynch	6,563
15,650	First Watch Restaurant Group Inc	Barclays Bank	17,528
2,935	First Watch Restaurant Group Inc	Goldman Sachs	6,134
11,104	First Watch Restaurant Group Inc	HSBC	41,529
4,569	First Watch Restaurant Group Inc	Morgan Stanley	5,117
2,372	First Western Financial Inc	Barclays Bank	2,657
4,850	First Western Financial Inc	Goldman Sachs	922
10,254	First Western Financial Inc	HSBC	(2,358)
(1,323)	FirstCash Holdings Inc	Bank of America Merrill Lynch	(900)
(1,646)	FirstCash Holdings Inc	Barclays Bank	(3,276)
(5,816)	FirstCash Holdings Inc	Goldman Sachs	(3,955)
(858)	FirstCash Holdings Inc	HSBC	(446)
(3,009)	FirstCash Holdings Inc	Morgan Stanley	(5,988)
(704)	FirstEnergy Corp	Bank of America Merrill Lynch	(781)
(50,813)	FirstEnergy Corp	Goldman Sachs	(56,402)
(88,823)	FirstEnergy Corp	HSBC	(61,288)
(44,660)	FirstEnergy Corp	Morgan Stanley	(7,146)
(4,949)	Fiserv Inc	Bank of America Merrill Lynch	(20,390)
(20,841)	Fiserv Inc	Barclays Bank	(32,095)
(7,209)	Fiserv Inc	Goldman Sachs	(29,702)
(16,363)	Fiserv Inc	HSBC	(100,519)
15,780	Fisker Inc	Goldman Sachs	(8,448)
6,822	Fisker Inc	Morgan Stanley	5,460
(1,795)	Five Below Inc	Bank of America Merrill Lynch	12,906
(1,567)	Five Below Inc	Barclays Bank	(27,125)
(2,616)	Five Below Inc	Goldman Sachs	(7,055)

保有高	銘柄	取引相手	未実現純評価益 /(損) (米ドル)
	米国(続き)		
(3,735)	Five Below Inc	HSBC	(20,899)
(573)	Five Below Inc	Morgan Stanley	(9,919)
(2,284)	Five Star Bancorp	Bank of America Merrill Lynch	(1,873)
(2,094)	Five Star Bancorp	Barclays Bank	1,361
(4,620)	Five Star Bancorp	Goldman Sachs	(2,922)
(6,296)	Five Star Bancorp	HSBC	5,603
8,639	Five Star Senior Living Inc	Bank of America Merrill Lynch	2,333
21,349	Five Star Senior Living Inc	Barclays Bank	5,124
3,112	Five Star Senior Living Inc	Goldman Sachs	840
3,189	Five Star Senior Living Inc	Morgan Stanley	765
(2,889)	Five9 Inc	Barclays Bank	(13,578)
(6,196)	Five9 Inc	Goldman Sachs	(32,095)
(5,487)	Five9 Inc	HSBC	(31,551)
(2,773)	Five9 Inc	Morgan Stanley	(13,033)
2,089	FleetCor Technologies Inc	Barclays Bank	18,425
(5,497)	FleetCor Technologies Inc	Goldman Sachs	(113,348)
398	FleetCor Technologies Inc	Goldman Sachs	7,595
(1,515)	FleetCor Technologies Inc	HSBC	(42,460)
204	FleetCor Technologies Inc	HSBC	4,824
(1,685)	FleetCor Technologies Inc	Morgan Stanley	(14,862)
525	FleetCor Technologies Inc	Morgan Stanley	4,631
97,789	Flex Ltd	Barclays Bank	78,231
62,238	Flex Ltd	Goldman Sachs	52,022
4,385	Flex Ltd	HSBC	2,127
(12,671)	Flex Ltd	HSBC	(8,743)
9,889	Flex Ltd	Morgan Stanley	7,911
(3,576)	Flexsteel Industries Inc	Bank of America Merrill Lynch	39
(11,802)	Flexsteel Industries Inc	Barclays Bank	(8,497)
(1,067)	Flexsteel Industries Inc	Goldman Sachs	(128)
(3,070)	Flexsteel Industries Inc	Morgan Stanley	(2,210)
(337)	Floor & Decor Holdings Inc 'A'	Bank of America Merrill Lynch	650
662	Floor & Decor Holdings Inc 'A'	Bank of America Merrill Lynch	3,608
(9,819)	Floor & Decor Holdings Inc 'A'	Barclays Bank	(55,974)
1,412	Floor & Decor Holdings Inc 'A'	Barclays Bank	7,879
(2,282)	Floor & Decor Holdings Inc 'A'	Goldman Sachs	(10,493)
2,238	Floor & Decor Holdings Inc 'A'	HSBC	7,122
(357)	Floor & Decor Holdings Inc 'A'	Morgan Stanley	(1,992)
2,643	Floor & Decor Holdings Inc 'A'	Morgan Stanley	14,748
(76,369)	Flotek Industries Inc	Bank of America Merrill Lynch	(4,964)
(11,910)	Flotek Industries Inc	Goldman Sachs	(774)
(38,629)	Flotek Industries Inc	HSBC	(7,533)
(72,024)	Flotek Industries Inc	Morgan Stanley	(7,563)
(24,881)	Flowers Foods Inc	Barclays Bank	(23,637)
30,119	Flowers Foods Inc	Barclays Bank	28,613
(14,009)	Flowers Foods Inc	Goldman Sachs	560

保有高	銘柄	取引相手	未実現純評価益 /(損) (米ドル)
	米国(続き)		
15,334	Flowers Foods Inc	Goldman Sachs	8,808
(21,198)	Flowers Foods Inc	HSBC	4,664
20,871	Flowers Foods Inc	HSBC	(2,878)
3,611	Flowers Foods Inc	Morgan Stanley	3,430
(10,587)	Flowserve Corp	Bank of America Merrill Lynch	(10,905)
(3,697)	Flowserve Corp	Barclays Bank	(3,179)
(56,722)	Flowserve Corp	Goldman Sachs	(58,424)
7,767	Fluence Energy Inc	Bank of America Merrill Lynch	14,135
10,841	Fluence Energy Inc	Barclays Bank	7,263
3,610	Fluence Energy Inc	HSBC	3,646
20,543	Fluent Inc	Goldman Sachs	822
4,407	Fluent Inc	Morgan Stanley	88
26,030	Fluor Corp	Goldman Sachs	18,221
4,802	Fluor Corp	HSBC	13,734
9,057	Flushing Financial Corp	Bank of America Merrill Lynch	6,521
18,862	Flushing Financial Corp	Barclays Bank	7,922
27,036	Flushing Financial Corp	Goldman Sachs	19,466
15,514	Flushing Financial Corp	HSBC	11,004
6,342	Flushing Financial Corp	Morgan Stanley	2,664
(7,261)	Flywire Corp	Barclays Bank	(7,406)
(6,786)	Flywire Corp	HSBC	19,204
(2,715)	Flywire Corp	Morgan Stanley	(2,769)
(3,214)	FMC Corp	Bank of America Merrill Lynch	(21,277)
(2,005)	FMC Corp	Barclays Bank	(261)
3,204	FMC Corp	Goldman Sachs	21,210
17,954	FMC Corp	HSBC	174,692
(1,352)	FMC Corp	Morgan Stanley	(176)
(91,315)	FNB Corp	Bank of America Merrill Lynch	(41,245)
(85,096)	FNB Corp	Barclays Bank	(32,049)
(51,207)	FNB Corp	Goldman Sachs	(22,556)
(76,647)	FNB Corp	HSBC	(41,102)
(58,900)	FNB Corp	Morgan Stanley	(21,204)
(5,147)	Focus Financial Partners Inc 'A'	Bank of America Merrill Lynch	(5,444)
(12,204)	Focus Financial Partners Inc 'A'	Barclays Bank	(5,248)
(19,453)	Focus Financial Partners Inc 'A'	Goldman Sachs	(30,347)
(15,064)	Focus Financial Partners Inc 'A'	HSBC	(33,690)
(4,791)	Focus Financial Partners Inc 'A'	Morgan Stanley	(2,060)
966	Foghorn Therapeutics Inc	Goldman Sachs	1,758
10,600	Foghorn Therapeutics Inc	HSBC	32,224
4,050	FONAR Corp	Goldman Sachs	(1,134)
5,305	FONAR Corp	Morgan Stanley	265
(1,843)	Foot Locker Inc	Bank of America Merrill Lynch	(3,741)
32,431	Foot Locker Inc	HSBC	131,670
(12,379)	Foot Locker Inc	HSBC	(51,474)
7,082	Ford Motor Co	Bank of America Merrill Lynch	5,568

保有高	銘柄	取引相手	未実現純評価益 /(損) (米ドル)
	米国(続き)		
(20,957)	Ford Motor Co	Barclays Bank	(13,203)
11,624	Ford Motor Co	Goldman Sachs	4,766
7,560	Ford Motor Co	HSBC	(463)
(8,442)	Ford Motor Co	Morgan Stanley	(5,318)
(5,060)	Forestar Group Inc	Bank of America Merrill Lynch	(4,453)
(10,048)	Forestar Group Inc	Barclays Bank	(4,220)
(19,858)	Forestar Group Inc	Goldman Sachs	(17,089)
(12,519)	Forestar Group Inc	HSBC	(15,663)
(7,057)	Forestar Group Inc	Morgan Stanley	(2,964)
(1,560)	Forian Inc	Bank of America Merrill Lynch	(679)
(1,240)	Forian Inc	Barclays Bank	(564)
17,946	Forma Therapeutics Holdings Inc	Bank of America Merrill Lynch	(14,716)
9,641	Forma Therapeutics Holdings Inc	Barclays Bank	(2,217)
9,569	Forma Therapeutics Holdings Inc	Goldman Sachs	(7,847)
19,135	Forma Therapeutics Holdings Inc	HSBC	(10,142)
12,244	Forma Therapeutics Holdings Inc	Morgan Stanley	(2,816)
(6,131)	FormFactor Inc	Bank of America Merrill Lynch	(9,748)
(16,254)	FormFactor Inc	Barclays Bank	(20,968)
(11,683)	FormFactor Inc	Goldman Sachs	(18,576)
(3,849)	FormFactor Inc	HSBC	(10,200)
(6,340)	FormFactor Inc	Morgan Stanley	(8,179)
18,918	Forrester Research Inc	Barclays Bank	37,079
20,305	Forrester Research Inc	Goldman Sachs	26,803
1,442	Forte Biosciences Inc	Bank of America Merrill Lynch	317
651	Forte Biosciences Inc	Barclays Bank	137
20,247	Forte Biosciences Inc	Goldman Sachs	4,454
12,755	Forte Biosciences Inc	HSBC	829
762	Fortinet Inc	Barclays Bank	4,527
11,390	Fortitude Gold Corp	Barclays Bank	(399)
21,664	Fortitude Gold Corp	Morgan Stanley	(758)
4,761	Fortive Corp	Bank of America Merrill Lynch	13,712
13,206	Fortive Corp	Barclays Bank	30,770
3,837	Fortive Corp	Goldman Sachs	7,343
7,040	Fortive Corp	HSBC	12,960
(83,042)	Fortress Biotech Inc	Barclays Bank	(1,553)
5,825	Fortune Brands Home & Security Inc	Barclays Bank	9,145
(1,553)	Fortune Brands Home & Security Inc	Barclays Bank	(2,438)
31,681	Fortune Brands Home & Security Inc	Goldman Sachs	12,672
(2,714)	Fortune Brands Home & Security Inc	Goldman Sachs	(1,086)
2,567	Fortune Brands Home & Security Inc	HSBC	(3,665)
1,750	Fortune Brands Home & Security Inc	Morgan Stanley	2,748
(7,510)	Fortune Brands Home & Security Inc	Morgan Stanley	(11,791)
(6,616)	Forward Air Corp	Barclays Bank	4,367
(7,149)	Forward Air Corp	Goldman Sachs	19,874
(19,495)	Fossil Group Inc	Goldman Sachs	6,043

保有高	銘柄	取引相手	未実現純評価益 /(損) (米ドル)
	米国(続き)		
(14,853)	Fossil Group Inc	HSBC	6,632
(6,395)	Fossil Group Inc	Morgan Stanley	(3,261)
53,790	Four Corners Property Trust Inc (REIT)	Bank of America Merrill Lynch	37,653
5,564	Four Corners Property Trust Inc (REIT)	Barclays Bank	6,009
37,556	Four Corners Property Trust Inc (REIT)	Goldman Sachs	26,289
41,609	Four Corners Property Trust Inc (REIT)	HSBC	70,725
29,444	Four Corners Property Trust Inc (REIT)	Morgan Stanley	31,800
25,058	Fox Corp 'A'	Bank of America Merrill Lynch	42,849
22,288	Fox Corp 'A'	Barclays Bank	26,968
76,737	Fox Corp 'A'	Goldman Sachs	131,220
30,094	Fox Corp 'A'	HSBC	65,780
31,872	Fox Corp 'A'	Morgan Stanley	38,565
802	Fox Factory Holding Corp	Bank of America Merrill Lynch	(2,318)
(1,211)	Fox Factory Holding Corp	Bank of America Merrill Lynch	3,500
1,146	Fox Factory Holding Corp	Barclays Bank	(126)
(2,717)	Fox Factory Holding Corp	Barclays Bank	299
(484)	Fox Factory Holding Corp	Goldman Sachs	1,399
(2,729)	Fox Factory Holding Corp	HSBC	(2,989)
204	Fox Factory Holding Corp	HSBC	353
(839)	Fox Factory Holding Corp	Morgan Stanley	92
4,939	Franchise Group Inc	Barclays Bank	13,138
(8,487)	Franklin BSP Realty Trust Inc (REIT)	Barclays Bank	(2,461)
(11,448)	Franklin BSP Realty Trust Inc (REIT)	Goldman Sachs	(16,829)
18,488	Franklin Covey Co	Goldman Sachs	(11,463)
10,311	Franklin Covey Co	HSBC	7,733
966	Franklin Covey Co	Morgan Stanley	821
13,267	Franklin Electric Co Inc	Bank of America Merrill Lynch	31,708
39,944	Franklin Electric Co Inc	Barclays Bank	75,494
8,417	Franklin Electric Co Inc	Goldman Sachs	20,117
18,718	Franklin Electric Co Inc	HSBC	29,013
5,278	Franklin Electric Co Inc	Morgan Stanley	9,975
(15,039)	Franklin Resources Inc	Bank of America Merrill Lynch	(36,244)
(38,988)	Franklin Resources Inc	Barclays Bank	(52,244)
(28,703)	Franklin Resources Inc	Goldman Sachs	(69,174)
(6,140)	Franklin Resources Inc	HSBC	(12,619)
(2,334)	Franklin Resources Inc	Morgan Stanley	(3,128)
(44,111)	Franklin Street Properties Corp (REIT)	Bank of America Merrill Lynch	566
(42,859)	Franklin Street Properties Corp (REIT)	Barclays Bank	(2,143)
(21,540)	Franklin Street Properties Corp (REIT)	Goldman Sachs	(461)
(56,086)	Franklin Street Properties Corp (REIT)	HSBC	7,185
(4,806)	Franklin Street Properties Corp (REIT)	Morgan Stanley	(240)
26,263	Freeport-McMoRan Inc	Bank of America Merrill Lynch	121,860
15,030	Freeport-McMoRan Inc	Barclays Bank	21,643
17,100	Freeport-McMoRan Inc	Goldman Sachs	79,344
18,577	Freeport-McMoRan Inc	Morgan Stanley	26,751

保有高	銘柄	取引相手	未実現純評価益 /(損) (米ドル)
	米国(続き)		
(11,542)	FreightCar America Inc	Bank of America Merrill Lynch	(3,001)
1,856	Frequency Therapeutics Inc	Bank of America Merrill Lynch	(269)
13,244	Frequency Therapeutics Inc	Barclays Bank	(1,391)
27,970	Frequency Therapeutics Inc	Goldman Sachs	(4,056)
18,304	Frequency Therapeutics Inc	Morgan Stanley	(1,922)
(12,332)	Fresh Del Monte Produce Inc	Barclays Bank	(18,991)
(14,149)	Fresh Del Monte Produce Inc	Goldman Sachs	(3,396)
(10,739)	Fresh Del Monte Produce Inc	HSBC	(7,732)
(20,526)	Fresh Del Monte Produce Inc	Morgan Stanley	(31,610)
(4,449)	Freshpet Inc	Barclays Bank	(46,536)
(5,151)	Freshpet Inc	Goldman Sachs	(30,843)
(1,323)	Freshpet Inc	HSBC	(18,337)
(3,245)	Freshpet Inc	Morgan Stanley	(33,943)
(63,674)	Freshworks Inc 'A'	Barclays Bank	-
(8,424)	Freshworks Inc 'A'	Goldman Sachs	(3,117)
(18,170)	Freshworks Inc 'A'	Morgan Stanley	-
7,468	frontdoor Inc	Barclays Bank	(4,406)
(11,730)	frontdoor Inc	Morgan Stanley	6,921
2,270	frontdoor Inc	Morgan Stanley	(1,339)
(1,465)	Frontier Communications Parent Inc	Bank of America Merrill Lynch	(4,673)
(30,868)	Frontier Communications Parent Inc	Barclays Bank	(82,726)
(47,241)	Frontier Communications Parent Inc	Goldman Sachs	(150,699)
(19,815)	Frontier Communications Parent Inc	HSBC	(44,188)
36,239	Frontier Group Holdings Inc	Barclays Bank	43,124
68,115	Frontier Group Holdings Inc	Goldman Sachs	69,477
84,784	Frontier Group Holdings Inc	HSBC	130,323
31,050	Frontier Group Holdings Inc	Morgan Stanley	36,949
(18,424)	Frontline Ltd	Barclays Bank	(17,871)
2,045	FRP Holdings Inc	Goldman Sachs	8,548
13,774	FS Bancorp Inc	Bank of America Merrill Lynch	23,967
14,698	FS Bancorp Inc	Barclays Bank	17,932
796	FS Bancorp Inc	Goldman Sachs	1,385
14,798	FS Bancorp Inc	HSBC	10,951
14,436	FS Bancorp Inc	Morgan Stanley	17,612
532	F-star Therapeutics Inc*	Goldman Sachs	213
532	F-star Therapeutics Inc*	Goldman Sachs	213
7,956	FTC Solar Inc	Barclays Bank	2,944
11,307	FTC Solar Inc	Goldman Sachs	15,378
(2,984)	FTI Consulting Inc	Bank of America Merrill Lynch	13,219
(5,481)	FTI Consulting Inc	Barclays Bank	(15,840)
(1,804)	FTI Consulting Inc	Goldman Sachs	7,992
(7,926)	FTI Consulting Inc	HSBC	19,114
(4,124)	FuelCell Energy Inc	Bank of America Merrill Lynch	(3,052)
(77,403)	FuelCell Energy Inc	Goldman Sachs	(57,278)
(18,253)	FuelCell Energy Inc	Morgan Stanley	(7,301)

保有高	銘柄	取引相手	未実現純評価益 /(損) (米ドル)
	米国(続き)		
(4,109)	Fulgent Genetics Inc	Barclays Bank	2,219
(5,226)	Fulgent Genetics Inc	HSBC	(27,489)
(30,242)	Full House Resorts Inc	Goldman Sachs	(1,815)
14,598	Fulton Financial Corp	Bank of America Merrill Lynch	10,803
115,182	Fulton Financial Corp	Barclays Bank	33,403
111,644	Fulton Financial Corp	Goldman Sachs	82,617
145,409	Fulton Financial Corp	HSBC	27,628
52,232	Fulton Financial Corp	Morgan Stanley	15,147
7,022	Funko Inc 'A'	Barclays Bank	10,322
2,260	Funko Inc 'A'	Goldman Sachs	1,085
(24,466)	FutureFuel Corp	Bank of America Merrill Lynch	(12,478)
(32,625)	FutureFuel Corp	Barclays Bank	(8,809)
(28,056)	FutureFuel Corp	Goldman Sachs	(14,309)
(3,528)	FutureFuel Corp	Morgan Stanley	(953)
(11,711)	FVCBankcorp Inc	Barclays Bank	(7,495)
(1,603)	FVCBankcorp Inc	Goldman Sachs	(1,170)
(27,591)	FVCBankcorp Inc	HSBC	(6,346)
29,012	G1 Therapeutics Inc	Barclays Bank	7,833
8,815	G1 Therapeutics Inc	Goldman Sachs	6,022
17,578	G1 Therapeutics Inc	HSBC	6,328
5,431	G1 Therapeutics Inc	Morgan Stanley	1,466
3,939	Gaia Inc	Bank of America Merrill Lynch	788
18,639	Gaia Inc	Goldman Sachs	3,728
2,423	Gaia Inc	HSBC	606
2,331	Gaia Inc	Morgan Stanley	326
1,284	Galera Therapeutics Inc	Bank of America Merrill Lynch	(167)
11,512	Galera Therapeutics Inc	Goldman Sachs	(1,497)
13,030	Galera Therapeutics Inc	HSBC	2,215
3,813	Galera Therapeutics Inc	Morgan Stanley	(572)
(9,367)	GAMCO Investors Inc 'A'	Bank of America Merrill Lynch	(6,182)
(5,727)	GAMCO Investors Inc 'A'	Barclays Bank	(515)
(2,552)	GAMCO Investors Inc 'A'	Goldman Sachs	(1,684)
(3,352)	GAMCO Investors Inc 'A'	HSBC	-
(29,029)	Gaming and Leisure Properties Inc (REIT)	Bank of America Merrill Lynch	(61,243)
(53,668)	Gaming and Leisure Properties Inc (REIT)	Barclays Bank	(136,853)
(42,812)	Gaming and Leisure Properties Inc (REIT)	Goldman Sachs	(87,337)
(32,760)	Gaming and Leisure Properties Inc (REIT)	HSBC	(114,745)
(51,131)	Gaming and Leisure Properties Inc (REIT)	Morgan Stanley	(130,384)
(6,059)	GAN Ltd	Barclays Bank	(1,272)
(22,888)	GAN Ltd	Goldman Sachs	3,891
13,817	Gannett Co Inc	Bank of America Merrill Lynch	(829)
21,338	Gannett Co Inc	Barclays Bank	2,562
12,975	Gannett Co Inc	Goldman Sachs	1,020
18,099	Gannett Co Inc	HSBC	3,184
4,245	Gannett Co Inc	Morgan Stanley	340

保有高	銘柄	取引相手	未実現純評価益 /(損) (米ドル)
	米国(続き)		
6,307	Gap Inc	Bank of America Merrill Lynch	1,654
9,865	Gap Inc	Barclays Bank	5,327
(13,172)	Gap Inc	Goldman Sachs	21,734
13,157	Gap Inc	Goldman Sachs	(21,709)
30,399	Gap Inc	HSBC	(49,854)
4,734	Garmin Ltd	Bank of America Merrill Lynch	13,918
12,478	Garmin Ltd	Barclays Bank	35,437
18,375	Garmin Ltd	Goldman Sachs	54,022
4,261	Garmin Ltd	HSBC	6,434
9,561	Garmin Ltd	Morgan Stanley	27,153
812	Gartner Inc	Bank of America Merrill Lynch	7,056
1,661	Gartner Inc	Barclays Bank	19,799
2,270	Gartner Inc	Goldman Sachs	19,726
3,487	Gartner Inc	HSBC	79,504
529	Gartner Inc	Morgan Stanley	6,306
(17,336)	Gates Industrial Corp Plc	Barclays Bank	(3,641)
(3,503)	Gates Industrial Corp Plc	Goldman Sachs	(911)
(4,526)	Gates Industrial Corp Plc	HSBC	(3,757)
(33,158)	Gates Industrial Corp Plc	Morgan Stanley	(3,271)
(30,614)	Gatos Silver Inc	Barclays Bank	(4,898)
(26,880)	Gatos Silver Inc	HSBC	(11,558)
1,232	GATX Corp	Bank of America Merrill Lynch	(6,961)
13,457	GATX Corp	Barclays Bank	(15,626)
2,020	GATX Corp	HSBC	(1,475)
3,686	GATX Corp	Morgan Stanley	(4,239)
37,950	GCM Grosvenor Inc 'A'	Barclays Bank	7,970
39,501	GCM Grosvenor Inc 'A'	Goldman Sachs	11,455
40,017	GCM Grosvenor Inc 'A'	HSBC	(12,005)
10,233	GCM Grosvenor Inc 'A'	Morgan Stanley	2,149
(60,317)	Genasys Inc	Bank of America Merrill Lynch	(57,301)
(16,015)	Genasys Inc	Barclays Bank	(9,929)
(6,728)	Genasys Inc	Goldman Sachs	(6,392)
(18,950)	Genasys Inc	HSBC	(4,548)
(5,637)	Genasys Inc	Morgan Stanley	(3,495)
79	Genco Shipping & Trading Ltd	Bank of America Merrill Lynch	292
7,969	Genco Shipping & Trading Ltd	Goldman Sachs	29,485
5,178	Genco Shipping & Trading Ltd	HSBC	26,045
14,041	Gencor Industries Inc	Bank of America Merrill Lynch	7,301
11,115	Gencor Industries Inc	Barclays Bank	2,223
17,670	Gencor Industries Inc	Goldman Sachs	9,188
5,858	Gencor Industries Inc	HSBC	3,515
13,313	Gencor Industries Inc	Morgan Stanley	2,663
467	Generac Holdings Inc	Barclays Bank	7,869
(859)	Generac Holdings Inc	Goldman Sachs	(23,777)
(708)	Generac Holdings Inc	HSBC	(14,217)

保有高	銘柄	取引相手	未実現純評価益 /(損) (米ドル)
	米国(続き)		
(490)	Generac Holdings Inc	Morgan Stanley	(8,257)
797	Generac Holdings Inc	Morgan Stanley	13,429
(4,641)	General Electric Co	Bank of America Merrill Lynch	(21,469)
(27,867)	General Electric Co	Barclays Bank	(93,633)
(61,216)	General Mills Inc	Goldman Sachs	273,024
(56,592)	General Mills Inc	HSBC	250,261
(28,877)	General Mills Inc	Morgan Stanley	(39,783)
40,906	General Motors Co	Bank of America Merrill Lynch	48,269
(2,221)	General Motors Co	Bank of America Merrill Lynch	(2,621)
(223)	General Motors Co	Goldman Sachs	(709)
(10,060)	General Motors Co	HSBC	(7,105)
19,020	General Motors Co	Morgan Stanley	43,366
(2,853)	Generation Bio Co	Bank of America Merrill Lynch	856
(4,612)	Generation Bio Co	Barclays Bank	(600)
(6,518)	Generation Bio Co	Goldman Sachs	1,955
(2,860)	Generation Bio Co	HSBC	86
(781)	Genesco Inc	Bank of America Merrill Lynch	1,078
(3,062)	Genesco Inc	Barclays Bank	(8,839)
(7,863)	Genesco Inc	Goldman Sachs	10,780
(5,533)	Genesco Inc	HSBC	5,694
(33,193)	Genie Energy Ltd 'B'	Bank of America Merrill Lynch	(16,597)
(5,009)	Genie Energy Ltd 'B'	Barclays Bank	(3,456)
(18,827)	Genie Energy Ltd 'B'	Goldman Sachs	(9,414)
(7,176)	Genie Energy Ltd 'B'	HSBC	(12,271)
(13,576)	Genie Energy Ltd 'B'	Morgan Stanley	(9,367)
(64,713)	Genius Brands International Inc	Barclays Bank	602
(63,035)	Genius Brands International Inc	Morgan Stanley	586
4,441	Genpact Ltd	Bank of America Merrill Lynch	6,750
6,904	Genpact Ltd	Barclays Bank	14,706
34,929	Genpact Ltd	Goldman Sachs	53,092
12,458	Genpact Ltd	HSBC	53,694
4,072	Genpact Ltd	Morgan Stanley	8,674
5,618	Genprex Inc	Barclays Bank	(449)
4,965	Genprex Inc	Goldman Sachs	(149)
9,799	Genprex Inc	HSBC	980
4,105	Genprex Inc	Morgan Stanley	(328)
(26,428)	Gentex Corp	Bank of America Merrill Lynch	(40,594)
(26,002)	Gentex Corp	Barclays Bank	(33,283)
(60,588)	Gentex Corp	Goldman Sachs	(104,314)
(66,264)	Gentex Corp	HSBC	(119,938)
(28,964)	Gentex Corp	Morgan Stanley	(37,074)
(1,079)	Gentherm Inc	Bank of America Merrill Lynch	(1,597)
(7,239)	Gentherm Inc	Barclays Bank	(652)
(5,630)	Gentherm Inc	Goldman Sachs	(8,332)
(5,250)	Gentherm Inc	HSBC	(3,255)

保有高	銘柄	取引相手	未実現純評価益 /(損) (米ドル)
	米国(続き)		
999	Genuine Parts Co	Bank of America Merrill Lynch	659
8,526	Genuine Parts Co	Goldman Sachs	5,627
9,309	Genuine Parts Co	HSBC	46,452
1,389	Genuine Parts Co	Morgan Stanley	10,126
(14,635)	Genworth Financial Inc 'A'	Bank of America Merrill Lynch	(1,192)
(24,127)	Genworth Financial Inc 'A'	Barclays Bank	(3,137)
(46,036)	Genworth Financial Inc 'A'	Goldman Sachs	(5,110)
(20,133)	Genworth Financial Inc 'A'	HSBC	(1,034)
(10,122)	Geospace Technologies Corp	Bank of America Merrill Lynch	(11,843)
(10,773)	Geospace Technologies Corp	Barclays Bank	(5,817)
(16,314)	Geospace Technologies Corp	Goldman Sachs	(19,087)
(7,864)	Geospace Technologies Corp	Morgan Stanley	(4,247)
(5,508)	German American Bancorp Inc	Bank of America Merrill Lynch	(14,813)
(1,774)	German American Bancorp Inc	Barclays Bank	(1,721)
(2,635)	German American Bancorp Inc	Goldman Sachs	(4,919)
(1,652)	German American Bancorp Inc	HSBC	(763)
(38,702)	German American Bancorp Inc	Morgan Stanley	(36,775)
(193,284)	Geron Corp	Barclays Bank	(19,328)
(11,763)	Getty Realty Corp (REIT)	Bank of America Merrill Lynch	(9,881)
(33,100)	Getty Realty Corp (REIT)	Barclays Bank	(26,811)
(34,924)	Getty Realty Corp (REIT)	Goldman Sachs	(29,336)
(25,735)	Getty Realty Corp (REIT)	HSBC	(53,132)
(3,009)	Getty Realty Corp (REIT)	Morgan Stanley	(2,437)
(79,115)	Gevo Inc	Barclays Bank	(34,019)
4,792	Gibraltar Industries Inc	Bank of America Merrill Lynch	18,689
8,918	Gibraltar Industries Inc	Barclays Bank	12,753
9,675	Gibraltar Industries Inc	Goldman Sachs	37,732
8,835	Gibraltar Industries Inc	HSBC	(3,357)
15,937	G-III Apparel Group Ltd	Barclays Bank	32,352
17,755	G-III Apparel Group Ltd	Goldman Sachs	2,663
14,870	G-III Apparel Group Ltd	HSBC	(1,222)
4,461	G-III Apparel Group Ltd	Morgan Stanley	9,056
(19,283)	Gilead Sciences Inc	Barclays Bank	(4,628)
(15,056)	Gilead Sciences Inc	Goldman Sachs	(24,993)
(33,725)	Gilead Sciences Inc	HSBC	(83,644)
(10,480)	Ginkgo Bioworks Holdings Inc	Barclays Bank	(4,244)
(48,128)	Ginkgo Bioworks Holdings Inc	Goldman Sachs	(31,524)
(12,267)	Ginkgo Bioworks Holdings Inc	Morgan Stanley	(4,968)
(5,792)	Gitlab Inc 'A'	Barclays Bank	(19,924)
(5,989)	Gitlab Inc 'A'	Goldman Sachs	(8,744)
(4,213)	Gitlab Inc 'A'	Morgan Stanley	(14,493)
13,496	Glacier Bancorp Inc	Bank of America Merrill Lynch	36,590
24,563	Glacier Bancorp Inc	Barclays Bank	40,038
8,372	Glacier Bancorp Inc	Goldman Sachs	11,794
4,086	Glacier Bancorp Inc	HSBC	7,240

保有高	銘柄	取引相手	未実現純評価益 /(損) (米ドル)
	米国(続き)		
9,277	Glacier Bancorp Inc	Morgan Stanley	15,122
(2,086)	Gladstone Commercial Corp (REIT)	Bank of America Merrill Lynch	(1,631)
(71,567)	Gladstone Commercial Corp (REIT)	Barclays Bank	(46,519)
(55,718)	Gladstone Commercial Corp (REIT)	Goldman Sachs	(10,586)
(4,535)	Gladstone Commercial Corp (REIT)	HSBC	(3,409)
(19,784)	Gladstone Commercial Corp (REIT)	Morgan Stanley	(12,860)
2,830	Gladstone Land Corp (REIT)	Goldman Sachs	2,179
(50,233)	Glatfelter Corp	Barclays Bank	(28,633)
(15,658)	Glatfelter Corp	Goldman Sachs	(13,466)
(6,239)	Glatfelter Corp	HSBC	(3,057)
(663)	Glaukos Corp	Bank of America Merrill Lynch	(1,618)
(671)	Glaukos Corp	Barclays Bank	(242)
(2,613)	Glaukos Corp	Goldman Sachs	(6,376)
(7,125)	Glaukos Corp	HSBC	(39,540)
(1,046)	Glaukos Corp	Morgan Stanley	(377)
(1,304)	Global Blood Therapeutics Inc	Bank of America Merrill Lynch	3,012
(757)	Global Blood Therapeutics Inc	Barclays Bank	1,075
(4,912)	Global Blood Therapeutics Inc	Goldman Sachs	11,347
(8,381)	Global Blood Therapeutics Inc	HSBC	(15,020)
(2,279)	Global Blood Therapeutics Inc	Morgan Stanley	3,236
3,201	Global Indemnity Group LLC 'A'	Barclays Bank	1,440
10,458	Global Indemnity Group LLC 'A'	Goldman Sachs	14,223
2,515	Global Indemnity Group LLC 'A'	HSBC	2,440
3,905	Global Indemnity Group LLC 'A'	Morgan Stanley	1,757
(2,100)	Global Industrial Co	Bank of America Merrill Lynch	(1,932)
(9,707)	Global Industrial Co	Barclays Bank	(20,773)
(3,007)	Global Industrial Co	Morgan Stanley	(6,435)
(9,186)	Global Medical Inc (REIT)	Bank of America Merrill Lynch	(92)
(67,443)	Global Medical Inc (REIT)	Barclays Bank	(33,047)
(117,089)	Global Medical Inc (REIT)	Goldman Sachs	(1,171)
(107,204)	Global Medical Inc (REIT)	HSBC	(20,369)
(10,955)	Global Medical Inc (REIT)	Morgan Stanley	(5,368)
20,367	Global Payments Inc	Barclays Bank	111,815
4,940	Global Payments Inc	Goldman Sachs	52,216
6,977	Global Payments Inc	HSBC	82,275
12,798	Global Water Resources Inc	Barclays Bank	6,015
25,004	Global Water Resources Inc	Goldman Sachs	24,254
14,225	Global Water Resources Inc	Morgan Stanley	6,686
(2,125)	GLOBALFOUNDRIES Inc	Barclays Bank	(8,914)
(123)	GLOBALFOUNDRIES Inc	HSBC	(794)
(16,972)	GLOBALFOUNDRIES Inc	Morgan Stanley	(71,198)
(125,494)	Globalstar Inc	Barclays Bank	(8,785)
747	Globant SA	Bank of America Merrill Lynch	11,877
(1,131)	Globant SA	Barclays Bank	(4,886)
726	Globant SA	Barclays Bank	1,358

保有高	銘柄	取引相手	未実現純評価益 /(損) (米ドル)
	米国(続き)		
(1,736)	Globant SA	Goldman Sachs	(14,443)
(529)	Globant SA	HSBC	(10,128)
864	Globant SA	HSBC	8,354
(279)	Globant SA	Morgan Stanley	(1,924)
2,498	Globus Medical Inc 'A'	Bank of America Merrill Lynch	5,720
13,008	Globus Medical Inc 'A'	Barclays Bank	5,073
2,791	Globus Medical Inc 'A'	Goldman Sachs	6,391
9,297	Globus Medical Inc 'A'	HSBC	55,038
(8,222)	GlycoMimetics Inc	Bank of America Merrill Lynch	(250)
(52,340)	GlycoMimetics Inc	HSBC	(497)
5,043	GMS Inc	Bank of America Merrill Lynch	9,305
9,411	GMS Inc	Barclays Bank	21,269
4,104	GMS Inc	Goldman Sachs	8,537
5,283	GMS Inc	HSBC	9,973
239	GoDaddy Inc 'A'	Bank of America Merrill Lynch	796
8,608	GoDaddy Inc 'A'	Barclays Bank	24,102
(1,535)	GoDaddy Inc 'A'	Barclays Bank	(4,298)
2,177	GoDaddy Inc 'A'	Goldman Sachs	7,467
6,471	GoDaddy Inc 'A'	HSBC	26,670
5,215	GoDaddy Inc 'A'	Morgan Stanley	13,535
(8,076)	Gogo Inc	Barclays Bank	(15,910)
(6,160)	Gogo Inc	Morgan Stanley	(12,135)
57,878	GoHealth Inc 'A'	Bank of America Merrill Lynch	12,305
74,716	GoHealth Inc 'A'	Barclays Bank	14,196
69,842	GoHealth Inc 'A'	Goldman Sachs	14,848
104,264	GoHealth Inc 'A'	HSBC	19,852
41,351	GoHealth Inc 'A'	Morgan Stanley	7,857
1,476	Golar LNG Ltd	Barclays Bank	2,849
3,856	Golar LNG Ltd	Goldman Sachs	8,290
6,814	Golar LNG Ltd	HSBC	35,773
4,627	Golar LNG Ltd	Morgan Stanley	8,930
29,466	Gold Resource Corp	Barclays Bank	(2,652)
48,144	Gold Resource Corp	Goldman Sachs	(3,370)
28,944	Gold Resource Corp	HSBC	4,342
79,651	Gold Resource Corp	Morgan Stanley	(7,169)
(27,711)	Golden Bull Ltd	Barclays Bank	(4,018)
5,159	Golden Entertainment Inc	Bank of America Merrill Lynch	11,040
5,351	Golden Entertainment Inc	Barclays Bank	24,240
718	Golden Entertainment Inc	Goldman Sachs	1,537
2,842	Golden Entertainment Inc	HSBC	11,721
1,252	Golden Entertainment Inc	Morgan Stanley	5,672
(9,896)	Goldman Sachs Group Inc	Barclays Bank	(99,851)
(3,348)	Goldman Sachs Group Inc	HSBC	(65,587)
(197)	Goldman Sachs Group Inc	Morgan Stanley	(1,988)
(18,231)	GoodRx Holdings Inc 'A'	Barclays Bank	7,657

保有高	銘柄	取引相手	未実現純評価益 /(損) (米ドル)
	米国(続き)		
(12,490)	GoodRx Holdings Inc 'A'	Goldman Sachs	4,621
(10,633)	GoodRx Holdings Inc 'A'	HSBC	31,368
(11,995)	GoodRx Holdings Inc 'A'	Morgan Stanley	5,038
8,136	Goodyear Tire & Rubber Co	Bank of America Merrill Lynch	7,039
35,294	Goodyear Tire & Rubber Co	Barclays Bank	25,059
17,292	Goodyear Tire & Rubber Co	Goldman Sachs	11,532
64,361	Goodyear Tire & Rubber Co	HSBC	77,627
29,355	Goodyear Tire & Rubber Co	Morgan Stanley	20,842
(7,673)	Goosehead Insurance Inc 'A'	Barclays Bank	(29,387)
(5,873)	Goosehead Insurance Inc 'A'	Goldman Sachs	(29,952)
(4,631)	Goosehead Insurance Inc 'A'	HSBC	(14,473)
(1,381)	Goosehead Insurance Inc 'A'	Morgan Stanley	(5,289)
36,589	GoPro Inc 'A'	Barclays Bank	6,220
17,696	GoPro Inc 'A'	Goldman Sachs	(708)
(773)	Gorman-Rupp Co	Bank of America Merrill Lynch	487
(9,133)	Gorman-Rupp Co	Barclays Bank	(5,114)
(18,985)	Gorman-Rupp Co	Goldman Sachs	11,961
(760)	Gorman-Rupp Co	Morgan Stanley	(426)
(30,142)	Gossamer Bio Inc	Goldman Sachs	34,362
5,705	Graco Inc	Bank of America Merrill Lynch	3,203
(23,454)	Graco Inc	Barclays Bank	(43,390)
8,754	Graco Inc	Goldman Sachs	15,927
(8,383)	Graco Inc	Goldman Sachs	(18,325)
15,668	Graco Inc	HSBC	23,189
(6,120)	Graco Inc	HSBC	(9,259)
17,174	Graco Inc	Morgan Stanley	28,162
(10,915)	GrafTech International Ltd	Bank of America Merrill Lynch	(3,929)
(61,295)	GrafTech International Ltd	Barclays Bank	(29,422)
(50,846)	GrafTech International Ltd	Goldman Sachs	(18,305)
(8,488)	GrafTech International Ltd	Morgan Stanley	(4,074)
(10,974)	Graham Corp	Bank of America Merrill Lynch	(549)
(7,047)	Graham Corp	Barclays Bank	5,215
(2,287)	Graham Corp	Goldman Sachs	(114)
(1,586)	Graham Corp	HSBC	(238)
(130)	Graham Holdings Co 'B'	Barclays Bank	(1,519)
(649)	Graham Holdings Co 'B'	Goldman Sachs	(3,076)
(1,663)	Graham Holdings Co 'B'	HSBC	(6,014)
(34)	Graham Holdings Co 'B'	Morgan Stanley	(397)
(3,845)	Grand Canyon Education Inc	Barclays Bank	(3,115)
(9,365)	Grand Canyon Education Inc	Goldman Sachs	(17,045)
(1,175)	Grand Canyon Education Inc	HSBC	2,350
1,411	Granite Construction Inc	Bank of America Merrill Lynch	2,342
7,851	Granite Construction Inc	Barclays Bank	5,025
21,529	Granite Construction Inc	Goldman Sachs	35,738
4,167	Granite Construction Inc	HSBC	10,388

保有高	銘柄	取引相手	未実現純評価益 /(損) (米ドル)
	米国(続き)		
3,391	Granite Construction Inc	Morgan Stanley	2,170
(7,551)	Granite Point Mortgage Trust Inc (REIT)	Bank of America Merrill Lynch	(5,953)
(10,115)	Granite Point Mortgage Trust Inc (REIT)	Barclays Bank	(5,583)
(30,498)	Granite Point Mortgage Trust Inc (REIT)	Goldman Sachs	(28,045)
(8,314)	Granite Point Mortgage Trust Inc (REIT)	HSBC	(7,772)
(7,172)	Granite Point Mortgage Trust Inc (REIT)	Morgan Stanley	(4,447)
(20,157)	Graphic Packaging Holding Co	Barclays Bank	(33,864)
(76,407)	Graphic Packaging Holding Co	Goldman Sachs	(109,262)
(47,053)	Graphic Packaging Holding Co	HSBC	(53,640)
(53,995)	Graphic Packaging Holding Co	Morgan Stanley	(90,712)
(8,416)	Graphite Bio Inc	Morgan Stanley	(168)
(5,211)	Gray Television Inc	Barclays Bank	2,814
(48,898)	Gray Television Inc	HSBC	(57,211)
(120,488)	Great Lakes Dredge & Dock Corp	Barclays Bank	(24,098)
(80,238)	Great Lakes Dredge & Dock Corp	Goldman Sachs	(48,143)
(7,560)	Great Lakes Dredge & Dock Corp	Morgan Stanley	(1,512)
(5,137)	Great Southern Bancorp Inc	Bank of America Merrill Lynch	(7,654)
(10,796)	Great Southern Bancorp Inc	Barclays Bank	(13,495)
(24,025)	Great Southern Bancorp Inc	Goldman Sachs	(35,797)
(9,374)	Great Southern Bancorp Inc	HSBC	(562)
(4,367)	Great Southern Bancorp Inc	Morgan Stanley	(5,459)
1,063	Green Brick Partners Inc	Bank of America Merrill Lynch	1,658
14,421	Green Brick Partners Inc	Barclays Bank	29,851
8,121	Green Brick Partners Inc	Goldman Sachs	12,669
4,341	Green Brick Partners Inc	HSBC	8,473
9,648	Green Brick Partners Inc	Morgan Stanley	19,971
(10,781)	Green Dot Corp 'A'	Barclays Bank	(4,420)
(3,351)	Green Dot Corp 'A'	HSBC	(14,342)
(3,048)	Green Plains Inc	Barclays Bank	2,438
(10,009)	Green Plains Inc	Goldman Sachs	(19,317)
(799)	Green Plains Inc	Morgan Stanley	639
(3,986)	Greenbrier Cos Inc	Bank of America Merrill Lynch	4,544
(10,462)	Greenbrier Cos Inc	Barclays Bank	(9,416)
(9,681)	Greenbrier Cos Inc	Goldman Sachs	11,036
(4,723)	Greenbrier Cos Inc	HSBC	(656)
(2,397)	Greene County Bancorp Inc	Bank of America Merrill Lynch	(12,201)
(2,148)	Greene County Bancorp Inc	Barclays Bank	(7,582)
(2,856)	Greene County Bancorp Inc	Goldman Sachs	(14,537)
(2,486)	Greene County Bancorp Inc	HSBC	(12,877)
(915)	Greene County Bancorp Inc	Morgan Stanley	(3,230)
(6,593)	Greenhill & Co Inc	Bank of America Merrill Lynch	2,176
(3,024)	Greenhill & Co Inc	Barclays Bank	(2,812)
(8,530)	Greenhill & Co Inc	Goldman Sachs	1,879
(8,941)	Greenhill & Co Inc	HSBC	(211)
(14,892)	Greenhill & Co Inc	Morgan Stanley	(13,850)

保有高	銘柄	取引相手	未実現純評価益 /(損) (米ドル)
	米国(続き)		
37,267	Greenlight Capital Re Ltd 'A'	Barclays Bank	16,025
28,242	Greenlight Capital Re Ltd 'A'	Goldman Sachs	6,213
2,236	Greif Inc 'A'	Bank of America Merrill Lynch	(3,659)
7,716	Greif Inc 'A'	Barclays Bank	(10,571)
11,183	Greif Inc 'A'	Goldman Sachs	(12,189)
12,254	Greif Inc 'A'	HSBC	9,873
1,893	Greif Inc 'A'	Morgan Stanley	(2,593)
(6,254)	Greif Inc 'B'	Barclays Bank	(1,188)
(8,143)	Greif Inc 'B'	Goldman Sachs	(5,212)
(7,923)	Grid Dynamics Holdings Inc	Barclays Bank	(9,191)
(5,141)	Grid Dynamics Holdings Inc	HSBC	(3,599)
13,414	Griffon Corp	Barclays Bank	9,658
2,437	Griffon Corp	Goldman Sachs	1,852
22,347	Gritstone bio Inc	Barclays Bank	4,916
12,205	Gritstone bio Inc	Goldman Sachs	1,221
4,398	Gritstone bio Inc	HSBC	44
(2,430)	Grocery Outlet Holding Corp	Bank of America Merrill Lynch	(5,346)
4,351	Grocery Outlet Holding Corp	Barclays Bank	(348)
(1,990)	Grocery Outlet Holding Corp	Goldman Sachs	(6,354)
(4,295)	Grocery Outlet Holding Corp	HSBC	(25,255)
60	Grocery Outlet Holding Corp	HSBC	353
(1,654)	Grocery Outlet Holding Corp	Morgan Stanley	117
2,014	Grocery Outlet Holding Corp	Morgan Stanley	(161)
(676)	Group 1 Automotive Inc	Bank of America Merrill Lynch	642
(1,344)	Group 1 Automotive Inc	Goldman Sachs	9
(2,797)	Group 1 Automotive Inc	HSBC	(8,243)
(1,187)	Group 1 Automotive Inc	Morgan Stanley	(8,576)
(575)	Groupon Inc	Bank of America Merrill Lynch	(615)
(8,424)	Groupon Inc	Barclays Bank	(25,777)
(6,677)	Groupon Inc	Goldman Sachs	(7,144)
(44,670)	GrowGeneration Corp	Bank of America Merrill Lynch	(447)
(35,373)	GrowGeneration Corp	Barclays Bank	(11,673)
(18,147)	GrowGeneration Corp	HSBC	(1,633)
(34,014)	GSI Technology Inc	Bank of America Merrill Lynch	(22,789)
(21,599)	GSI Technology Inc	Barclays Bank	(2,808)
(36,279)	GSI Technology Inc	Goldman Sachs	(24,307)
(5,803)	GSI Technology Inc	Morgan Stanley	(754)
27,917	GTX Inc*	Bank of America Merrill Lynch	28,615
7,571	GTX Inc*	Goldman Sachs	7,753
59	GTX Inc*	Morgan Stanley	60
880	Guaranty Bancshares Inc	Bank of America Merrill Lynch	(114)
9,786	Guaranty Bancshares Inc	Barclays Bank	4,599
4,160	Guaranty Bancshares Inc	Goldman Sachs	4,493
6,173	Guaranty Bancshares Inc	Morgan Stanley	2,901
2,516	Guardant Health Inc	Barclays Bank	7,825

保有高	銘柄	取引相手	未実現純評価益 /(損) (米ドル)
	米国(続き)		
5,100	Guardant Health Inc	Goldman Sachs	32,379
(3,799)	Guardant Health Inc	Morgan Stanley	(11,815)
1,513	Guardant Health Inc	Morgan Stanley	4,705
(18,385)	Guess? Inc	Bank of America Merrill Lynch	6,991
(39,008)	Guess? Inc	Morgan Stanley	(61,761)
3,027	Guidewire Software Inc	Bank of America Merrill Lynch	2,603
17,366	Guidewire Software Inc	Barclays Bank	45,846
15,870	Guidewire Software Inc	Goldman Sachs	13,648
3,837	Guidewire Software Inc	HSBC	23,214
17,261	Guidewire Software Inc	Morgan Stanley	45,569
130	Guild Holdings Co 'A'	Barclays Bank	55
(32,922)	Gulf Island Fabrication Inc	Goldman Sachs	5,597
(16,100)	Gulf Island Fabrication Inc	Morgan Stanley	-
1,145	Gulfport Energy Corp	Goldman Sachs	11,204
3,243	GXO Logistics Inc	Bank of America Merrill Lynch	7,589
(7,043)	GXO Logistics Inc	Barclays Bank	(23,383)
(2,812)	GXO Logistics Inc	Goldman Sachs	(6,580)
3,256	GXO Logistics Inc	Goldman Sachs	7,619
(1,511)	H&E Equipment Services Inc	Bank of America Merrill Lynch	(1,855)
(6,296)	H&E Equipment Services Inc	Barclays Bank	(10,829)
(20,254)	H&E Equipment Services Inc	Goldman Sachs	(32,226)
(883)	H&E Equipment Services Inc	HSBC	(819)
18,985	H&R Block Inc	Barclays Bank	37,400
(8,503)	H&R Block Inc	Barclays Bank	(16,751)
10,935	Hackett Group Inc	Bank of America Merrill Lynch	(12,357)
6,199	Hackett Group Inc	Barclays Bank	4,029
24,584	Hackett Group Inc	Goldman Sachs	(27,780)
35,135	Hackett Group Inc	HSBC	(132,459)
18,635	Hackett Group Inc	Morgan Stanley	12,113
1,720	Haemonetics Corp	Goldman Sachs	9,856
(8,314)	Haemonetics Corp	Goldman Sachs	(47,639)
(2,395)	Haemonetics Corp	HSBC	(33,674)
(24,621)	Hagerty Inc 'A'	HSBC	(85,927)
10,280	Hain Celestial Group Inc	Bank of America Merrill Lynch	(6,682)
(5,267)	Hain Celestial Group Inc	Barclays Bank	(5,530)
13,544	Hain Celestial Group Inc	Barclays Bank	14,221
1,519	Hain Celestial Group Inc	Goldman Sachs	(987)
(13,788)	Hain Celestial Group Inc	HSBC	11,858
1,139	Hain Celestial Group Inc	HSBC	238
(12,489)	Hall of Fame Resort & Entertainment Co	Goldman Sachs	116
(29,482)	Hall of Fame Resort & Entertainment Co	HSBC	2,132
22,036	Halliburton Co	Barclays Bank	70,295
(17,420)	Halliburton Co	Barclays Bank	(55,476)
42,305	Halliburton Co	Goldman Sachs	167,105
(16,538)	Halliburton Co	Goldman Sachs	(65,325)

保有高	銘柄	取引相手	未実現純評価益 /(損) (米ドル)
	米国(続き)		
41,449	Halliburton Co	HSBC	338,224
(3,187)	Halliburton Co	HSBC	(18,132)
27,467	Halliburton Co	Morgan Stanley	87,620
2,420	Hallmark Financial Services Inc	Goldman Sachs	(12)
25,666	Hallmark Financial Services Inc	Morgan Stanley	1,925
(664)	Halozyme Therapeutics Inc	Barclays Bank	(2,032)
2,155	Halozyme Therapeutics Inc	Barclays Bank	6,594
(7,832)	Halozyme Therapeutics Inc	Goldman Sachs	(44,642)
(19,287)	Halozyme Therapeutics Inc	HSBC	(193,642)
9,805	Halozyme Therapeutics Inc	HSBC	98,442
2,280	Hamilton Beach Brands Holding Co 'A'	Bank of America Merrill Lynch	1,915
5,551	Hamilton Beach Brands Holding Co 'A'	Barclays Bank	3,220
2,733	Hamilton Beach Brands Holding Co 'A'	Goldman Sachs	2,296
3,408	Hamilton Beach Brands Holding Co 'A'	HSBC	1,329
8,420	Hamilton Beach Brands Holding Co 'A'	Morgan Stanley	4,884
1,147	Hamilton Lane Inc 'A'	Bank of America Merrill Lynch	4,968
3,190	Hamilton Lane Inc 'A'	Goldman Sachs	14,753
15,779	Hamilton Lane Inc 'A'	HSBC	63,275
3,113	Hamilton Lane Inc 'A'	Morgan Stanley	11,646
16,199	Hancock Whitney Corp	Bank of America Merrill Lynch	47,734
36,770	Hancock Whitney Corp	Barclays Bank	51,110
30,545	Hancock Whitney Corp	Goldman Sachs	96,828
30,264	Hancock Whitney Corp	HSBC	75,660
(13,503)	Hanesbrands Inc	Bank of America Merrill Lynch	12,693
3,798	Hanesbrands Inc	Bank of America Merrill Lynch	(3,570)
(8,508)	Hanesbrands Inc	Barclays Bank	(1,021)
26,800	Hanesbrands Inc	Barclays Bank	3,216
(13,351)	Hanesbrands Inc	Goldman Sachs	12,550
5,518	Hanesbrands Inc	Goldman Sachs	(5,187)
(19,316)	Hanesbrands Inc	HSBC	12,567
11,183	Hanesbrands Inc	HSBC	(9,282)
(11,970)	Hanesbrands Inc	Morgan Stanley	(1,436)
9,426	Hanger Inc	Barclays Bank	5,373
11,656	Hanger Inc	Goldman Sachs	6,061
4,910	Hanger Inc	HSBC	(495)
(4,929)	Hanmi Financial Corp	Bank of America Merrill Lynch	(6,891)
(16,908)	Hanmi Financial Corp	Barclays Bank	(12,048)
(396)	Hanmi Financial Corp	Goldman Sachs	(297)
(8,462)	Hanmi Financial Corp	HSBC	(5,712)
(5,770)	Hanmi Financial Corp	Morgan Stanley	(2,038)
1,444	Hannon Armstrong Sustainable Infrastructure Capital Inc (REIT)	Bank of America Merrill Lynch	2,845
(2,697)	Hannon Armstrong Sustainable Infrastructure Capital Inc (REIT)	Bank of America Merrill Lynch	(5,313)
(5,762)	Hannon Armstrong Sustainable Infrastructure Capital Inc (REIT)	Barclays Bank	(11,230)

保有高	銘柄	取引相手	未実現純評価益 /(損) (米ドル)
	米国(続き)		
3,865	Hannon Armstrong Sustainable Infrastructure Capital Inc (REIT)	Goldman Sachs	7,614
(8,412)	Hannon Armstrong Sustainable Infrastructure Capital Inc (REIT)	Goldman Sachs	(16,572)
4,916	Hannon Armstrong Sustainable Infrastructure Capital Inc (REIT)	HSBC	4,129
(6,007)	Hannon Armstrong Sustainable Infrastructure Capital Inc (REIT)	HSBC	(5,673)
10,310	Hanover Insurance Group Inc	Barclays Bank	20,723
(1,772)	Hanover Insurance Group Inc	Barclays Bank	(3,562)
23,566	Hanover Insurance Group Inc	Goldman Sachs	68,577
(2,051)	Hanover Insurance Group Inc	Goldman Sachs	(6,279)
6,708	Hanover Insurance Group Inc	HSBC	(3,220)
(957)	Hanover Insurance Group Inc	HSBC	(1,517)
11,766	Hanover Insurance Group Inc	Morgan Stanley	23,650
(215)	Hanover Insurance Group Inc	Morgan Stanley	(432)
(2,046)	HarborOne Bancorp Inc	Bank of America Merrill Lynch	(104)
(6,337)	HarborOne Bancorp Inc	Barclays Bank	(1,774)
(13,325)	HarborOne Bancorp Inc	Goldman Sachs	(6,868)
(40,037)	HarborOne Bancorp Inc	HSBC	(9,741)
(56,283)	HarborOne Bancorp Inc	Morgan Stanley	(15,755)
1,147	Harley-Davidson Inc	Bank of America Merrill Lynch	(1,537)
13,038	Harley-Davidson Inc	Barclays Bank	35,198
12,234	Harley-Davidson Inc	Goldman Sachs	(16,394)
3,949	Harley-Davidson Inc	HSBC	(3,750)
3,520	Harley-Davidson Inc	Morgan Stanley	10,349
45,708	Harmonic Inc	Barclays Bank	20,569
387	Harmonic Inc	Goldman Sachs	298
3,769	Harmony Biosciences Holdings Inc	Barclays Bank	10,289
3,084	Harmony Biosciences Holdings Inc	Goldman Sachs	13,724
14,426	Harpoon Therapeutics Inc	Barclays Bank	(1,010)
10,227	Harpoon Therapeutics Inc	Goldman Sachs	(2,966)
6,276	Harpoon Therapeutics Inc	HSBC	816
2,213	Harpoon Therapeutics Inc	Morgan Stanley	(155)
2,467	Harrow Health Inc	Barclays Bank	321
(16,832)	Harsco Corp	Barclays Bank	(5,891)
(11,026)	Harsco Corp	Goldman Sachs	(3,528)
(18,616)	Harsco Corp	HSBC	(6,702)
(308)	Harsco Corp	Morgan Stanley	(108)
22,886	Hartford Financial Services Group Inc	Bank of America Merrill Lynch	62,106
20,205	Hartford Financial Services Group Inc	Barclays Bank	66,475
6,063	Hartford Financial Services Group Inc	Goldman Sachs	16,128
44,769	Hartford Financial Services Group Inc	HSBC	57,176
25,640	Hartford Financial Services Group Inc	Morgan Stanley	84,650
(7,730)	Harvard Bioscience Inc	Bank of America Merrill Lynch	(464)
(11,835)	Harvard Bioscience Inc	Barclays Bank	1,065
(22,751)	Harvard Bioscience Inc	Goldman Sachs	(1,398)

保有高	銘柄	取引相手	未実現純評価益 /(損) (米ドル)
	米国(続き)		
(137)	Hasbro Inc	Bank of America Merrill Lynch	555
(2,491)	Hasbro Inc	Barclays Bank	(5,455)
(15,849)	Hasbro Inc	Goldman Sachs	59,389
(24,430)	Hasbro Inc	HSBC	44,124
(2,775)	Hasbro Inc	Morgan Stanley	(6,077)
1,523	Haverty Furniture Cos Inc	Bank of America Merrill Lynch	(426)
7,914	Haverty Furniture Cos Inc	Barclays Bank	13,533
8,173	Haverty Furniture Cos Inc	Goldman Sachs	(2,288)
2,776	Haverty Furniture Cos Inc	HSBC	56
13,643	Haverty Furniture Cos Inc	Morgan Stanley	23,330
(37,045)	Hawaiian Electric Industries Inc	Bank of America Merrill Lynch	(17,781)
(6,547)	Hawaiian Electric Industries Inc	Barclays Bank	(5,696)
(19,159)	Hawaiian Electric Industries Inc	Goldman Sachs	(9,196)
(8,733)	Hawaiian Electric Industries Inc	HSBC	(7,074)
(26,311)	Hawaiian Electric Industries Inc	Morgan Stanley	(22,891)
6,252	Hawaiian Holdings Inc	Bank of America Merrill Lynch	16,005
18,126	Hawaiian Holdings Inc	Barclays Bank	21,932
29,903	Hawaiian Holdings Inc	Goldman Sachs	76,552
19,079	Hawaiian Holdings Inc	HSBC	41,211
3,747	Hawaiian Holdings Inc	Morgan Stanley	4,534
22,262	Hawkins Inc	Barclays Bank	30,054
(1,567)	Hawthorn Bancshares Inc	Bank of America Merrill Lynch	(1,442)
(509)	Hawthorn Bancshares Inc	Barclays Bank	(239)
(378)	Hawthorn Bancshares Inc	Goldman Sachs	(348)
(3,979)	Hawthorn Bancshares Inc	Morgan Stanley	(1,870)
(18,516)	Haynes International Inc	Goldman Sachs	(44,809)
(12,186)	Haynes International Inc	HSBC	(15,476)
(9,819)	Hayward Holdings Inc	Bank of America Merrill Lynch	(8,542)
(13,492)	Hayward Holdings Inc	Barclays Bank	(9,040)
(22,140)	Hayward Holdings Inc	Goldman Sachs	(19,261)
(32,440)	Hayward Holdings Inc	HSBC	(41,832)
(3,383)	Hayward Holdings Inc	Morgan Stanley	(2,267)
3,171	HB Fuller Co	Bank of America Merrill Lynch	14,129
17,524	HB Fuller Co	Barclays Bank	22,255
1,894	HB Fuller Co	HSBC	8,450
694	HB Fuller Co	Morgan Stanley	881
36,794	HBT Financial Inc	Barclays Bank	30,907
25,792	HBT Financial Inc	Goldman Sachs	21,149
13,473	HBT Financial Inc	HSBC	4,581
36,220	HBT Financial Inc	Morgan Stanley	30,425
(398)	HCA Healthcare Inc	Bank of America Merrill Lynch	(3,245)
(8,004)	HCA Healthcare Inc	Barclays Bank	(68,034)
(2,899)	HCA Healthcare Inc	Goldman Sachs	(5,508)
(2,129)	HCA Healthcare Inc	HSBC	22,482
(480)	HCA Healthcare Inc	Morgan Stanley	(4,388)

保有高	銘柄	取引相手	未実現純評価益 /(損) (米ドル)
	米国(続き)		
2,851	HCI Group Inc	Barclays Bank	4,191
3,523	HCI Group Inc	Goldman Sachs	11,125
2,384	HCI Group Inc	HSBC	(6,556)
1,346	HCI Group Inc	Morgan Stanley	1,979
25,006	Health Catalyst Inc	Bank of America Merrill Lynch	(2,000)
2,219	Health Catalyst Inc	Barclays Bank	654
27,446	Health Catalyst Inc	Goldman Sachs	(2,196)
9,685	Health Catalyst Inc	HSBC	15,593
2,617	Health Catalyst Inc	Morgan Stanley	1,875
21,655	Healthcare Realty Trust Inc (REIT)	Bank of America Merrill Lynch	3,032
(7,343)	Healthcare Realty Trust Inc (REIT)	Bank of America Merrill Lynch	(1,028)
(2,119)	Healthcare Realty Trust Inc (REIT)	Barclays Bank	-
23,943	Healthcare Realty Trust Inc (REIT)	Barclays Bank	-
4,793	Healthcare Realty Trust Inc (REIT)	Goldman Sachs	1,755
(6,337)	Healthcare Realty Trust Inc (REIT)	HSBC	4
11,821	Healthcare Realty Trust Inc (REIT)	Morgan Stanley	-
(1,289)	Healthcare Services Group Inc	Bank of America Merrill Lynch	464
(18,148)	Healthcare Services Group Inc	Barclays Bank	(1,815)
(17,259)	Healthcare Services Group Inc	Goldman Sachs	6,213
(4,184)	Healthcare Services Group Inc	HSBC	(628)
(9,633)	Healthcare Services Group Inc	Morgan Stanley	(963)
(89,972)	Healthcare Trust of America Inc 'A' (REIT)	Barclays Bank	(24,292)
(47,320)	Healthcare Trust of America Inc 'A' (REIT)	Goldman Sachs	(8,162)
(9,678)	Healthcare Trust of America Inc 'A' (REIT)	HSBC	(5,423)
(6,207)	Healthcare Trust of America Inc 'A' (REIT)	Morgan Stanley	(1,676)
(541)	HealthEquity Inc	Bank of America Merrill Lynch	(666)
2,054	HealthEquity Inc	Bank of America Merrill Lynch	10,435
(4,454)	HealthEquity Inc	Barclays Bank	(12,649)
1,909	HealthEquity Inc	Barclays Bank	5,422
(2,127)	HealthEquity Inc	Goldman Sachs	(11,975)
11,881	HealthEquity Inc	Goldman Sachs	66,890
(656)	HealthEquity Inc	HSBC	(2,407)
4,264	HealthEquity Inc	HSBC	29,215
(7,042)	HealthEquity Inc	Morgan Stanley	(19,999)
2,216	HealthEquity Inc	Morgan Stanley	6,293
35,913	Healthpeak Properties Inc (REIT)	Bank of America Merrill Lynch	(15,890)
34,402	Healthpeak Properties Inc (REIT)	Barclays Bank	5,611
(16,260)	Healthpeak Properties Inc (REIT)	Barclays Bank	(3,415)
24,440	Healthpeak Properties Inc (REIT)	Goldman Sachs	5,352
(32,422)	Healthpeak Properties Inc (REIT)	Goldman Sachs	17,832
20,439	Healthpeak Properties Inc (REIT)	HSBC	(2,969)
35,368	Healthpeak Properties Inc (REIT)	Morgan Stanley	7,427
2,779	HealthStream Inc	Bank of America Merrill Lynch	3,390

保有高	銘柄	取引相手	未実現純評価益 /(損) (米ドル)
	米国(続き)		
10,998	HealthStream Inc	Barclays Bank	11,658
4,726	HealthStream Inc	Goldman Sachs	5,766
14,931	HealthStream Inc	HSBC	16,497
5,837	HealthStream Inc	Morgan Stanley	6,187
(52,734)	Heartland Express Inc	Barclays Bank	(14,766)
(14,098)	Heartland Express Inc	Goldman Sachs	(2,538)
7,871	Heartland Financial USA Inc	Bank of America Merrill Lynch	14,276
36,411	Heartland Financial USA Inc	Barclays Bank	38,834
37,038	Heartland Financial USA Inc	Goldman Sachs	71,854
13,310	Heartland Financial USA Inc	HSBC	(3,065)
22,750	Hecla Mining Co	Barclays Bank	2,048
(41,674)	Hecla Mining Co	Barclays Bank	(3,751)
40,177	Hecla Mining Co	Goldman Sachs	11,651
22,885	Hecla Mining Co	HSBC	6,179
(9,250)	Hecla Mining Co	Morgan Stanley	292
13,324	HEICO Corp	Barclays Bank	93,135
5,175	HEICO Corp	Goldman Sachs	32,913
12,595	HEICO Corp	Morgan Stanley	88,039
1,180	HEICO Corp 'A'	Bank of America Merrill Lynch	7,469
19,873	HEICO Corp 'A'	Barclays Bank	133,348
16,568	HEICO Corp 'A'	Goldman Sachs	104,875
8,633	HEICO Corp 'A'	HSBC	63,887
4,139	HEICO Corp 'A'	Morgan Stanley	27,773
4,198	Heidrick & Struggles International Inc	Barclays Bank	8,144
6,728	Heidrick & Struggles International Inc	Goldman Sachs	20,319
16,430	Heidrick & Struggles International Inc	Morgan Stanley	31,874
(1,727)	Helen of Troy Ltd	Bank of America Merrill Lynch	32,778
2,729	Helen of Troy Ltd	Bank of America Merrill Lynch	(26,021)
(2,005)	Helen of Troy Ltd	Barclays Bank	(2,366)
(5,257)	Helen of Troy Ltd	Goldman Sachs	99,778
473	Helen of Troy Ltd	Goldman Sachs	(8,978)
(5,222)	Helen of Troy Ltd	HSBC	128,879
3,699	Helen of Troy Ltd	HSBC	(82,963)
(639)	Helen of Troy Ltd	Morgan Stanley	(754)
22,661	Heliogen Inc	Barclays Bank	1,813
8,491	Heliogen Inc	HSBC	6,114
(4,050)	Helios Technologies Inc	Bank of America Merrill Lynch	949
(12,948)	Helios Technologies Inc	Barclays Bank	(21,753)
(1,875)	Helios Technologies Inc	Goldman Sachs	113
(405)	Helios Technologies Inc	HSBC	109
(4,396)	Helios Technologies Inc	Morgan Stanley	(7,385)
12,585	Helix Energy Solutions Group Inc	Bank of America Merrill Lynch	5,184
14,470	Helix Energy Solutions Group Inc	Barclays Bank	3,762
55,472	Helix Energy Solutions Group Inc	Goldman Sachs	28,625
15,300	Helix Energy Solutions Group Inc	HSBC	9,842

保有高	銘柄	取引相手	未実現純評価益 /(損) (米ドル)
	米国(続き)		
26,679	Helix Energy Solutions Group Inc	Morgan Stanley	6,937
(2,319)	Helmerich & Payne Inc	Bank of America Merrill Lynch	(10,018)
(28,967)	Helmerich & Payne Inc	Barclays Bank	(107,757)
(27,097)	Helmerich & Payne Inc	Goldman Sachs	(117,059)
(19,173)	Helmerich & Payne Inc	HSBC	(133,605)
(6,494)	Helmerich & Payne Inc	Morgan Stanley	(24,158)
12,435	Hennessy Advisors Inc	Bank of America Merrill Lynch	684
32	Hennessy Advisors Inc	Morgan Stanley	-
4,707	Henry Schein Inc	Bank of America Merrill Lynch	4,568
12,238	Henry Schein Inc	Barclays Bank	2,203
5,345	Henry Schein Inc	Goldman Sachs	7,335
5,900	Henry Schein Inc	HSBC	(707)
4,310	Henry Schein Inc	Morgan Stanley	775
2,932	Herbalife Nutrition Ltd	Bank of America Merrill Lynch	792
34,696	Herbalife Nutrition Ltd	Barclays Bank	29,839
18,154	Herbalife Nutrition Ltd	Goldman Sachs	4,901
5,721	Herbalife Nutrition Ltd	HSBC	(6,694)
15,857	Herbalife Nutrition Ltd	Morgan Stanley	13,637
(2,361)	Herc Holdings Inc	Bank of America Merrill Lynch	(25,143)
582	Herc Holdings Inc	Bank of America Merrill Lynch	5,925
(2,362)	Herc Holdings Inc	Barclays Bank	(20,809)
2,273	Herc Holdings Inc	Barclays Bank	20,025
(5,036)	Herc Holdings Inc	Goldman Sachs	(52,348)
(2,091)	Herc Holdings Inc	HSBC	(7,832)
(582)	Herc Holdings Inc	Morgan Stanley	(5,127)
462	Herc Holdings Inc	Morgan Stanley	4,070
(25,791)	Heritage Commerce Corp	Bank of America Merrill Lynch	(787)
(34,379)	Heritage Commerce Corp	Barclays Bank	(5,501)
(49,157)	Heritage Commerce Corp	Goldman Sachs	(13,567)
(23,427)	Heritage Commerce Corp	HSBC	(2,559)
(8,588)	Heritage Commerce Corp	Morgan Stanley	(1,374)
(5,428)	Heritage Financial Corp	Bank of America Merrill Lynch	(8,956)
(923)	Heritage Financial Corp	Barclays Bank	(729)
(11,900)	Heritage Financial Corp	Goldman Sachs	(19,635)
(5,218)	Heritage Financial Corp	HSBC	(4,122)
(881)	Heritage Financial Corp	Morgan Stanley	(764)
49,617	Heritage Insurance Holdings Inc	Barclays Bank	13,397
58,438	Heritage Insurance Holdings Inc	Goldman Sachs	19,285
11,000	Heritage Insurance Holdings Inc	HSBC	2,200
7,386	Heritage Insurance Holdings Inc	Morgan Stanley	1,994
(487)	Heritage-Crystal Clean Inc	Bank of America Merrill Lynch	(399)
(12,634)	Heritage-Crystal Clean Inc	Barclays Bank	(12,887)
(28,076)	Heritage-Crystal Clean Inc	Goldman Sachs	(23,022)
(5,462)	Heritage-Crystal Clean Inc	HSBC	(9,122)
(12,661)	Heritage-Crystal Clean Inc	Morgan Stanley	(12,914)

保有高	銘柄	取引相手	未実現純評価益 /(損) (米ドル)
	米国(続き)		
8,814	Heron Therapeutics Inc	Bank of America Merrill Lynch	(1,587)
49,097	Heron Therapeutics Inc	Barclays Bank	(5,892)
36,772	Heron Therapeutics Inc	Goldman Sachs	(6,619)
28,453	Heron Therapeutics Inc	HSBC	(5,600)
13,551	Heron Therapeutics Inc	Morgan Stanley	1,005
51,732	Hersha Hospitality Trust (REIT)	Goldman Sachs	31,039
25,593	Hersha Hospitality Trust (REIT)	HSBC	31,223
7,391	Hershey Co	Barclays Bank	5,100
20,481	Hershey Co	Goldman Sachs	(396,922)
4,575	Hershey Co	HSBC	(60,665)
(29,008)	Hertz Global Holdings Inc	Goldman Sachs	(20,886)
(16,270)	Hertz Global Holdings Inc	Morgan Stanley	2,115
525	Heska Corp	Bank of America Merrill Lynch	3,161
1,515	Heska Corp	Barclays Bank	1,485
1,425	Heska Corp	Goldman Sachs	8,579
1,770	Heska Corp	HSBC	16,620
3,160	Heska Corp	Morgan Stanley	3,097
10,366	Hess Corp	Bank of America Merrill Lynch	111,600
9,122	Hess Corp	Barclays Bank	94,504
337	Hess Corp	Goldman Sachs	3,491
8,678	Hess Corp	HSBC	160,265
4,365	Hess Corp	Morgan Stanley	45,221
10,599	Hewlett Packard Enterprise Co	Bank of America Merrill Lynch	(3,922)
353,193	Hewlett Packard Enterprise Co	Barclays Bank	384,980
20,996	Hewlett Packard Enterprise Co	Goldman Sachs	(7,769)
41,072	Hewlett Packard Enterprise Co	HSBC	(9,857)
1,356	Hexcel Corp	Bank of America Merrill Lynch	6,509
6,010	Hexcel Corp	Barclays Bank	23,860
7,820	Hexcel Corp	Goldman Sachs	37,241
2,100	Hexcel Corp	HSBC	10,211
705	Hexcel Corp	Morgan Stanley	2,799
(38,020)	HF Foods Group Inc	Barclays Bank	(760)
(12,848)	HF Foods Group Inc	Morgan Stanley	(257)
1,031	HF Sinclair Corp	Bank of America Merrill Lynch	3,423
1,699	HF Sinclair Corp	Barclays Bank	6,099
3,347	HF Sinclair Corp	Goldman Sachs	11,452
(13,455)	HF Sinclair Corp	HSBC	(110,196)
3,823	HF Sinclair Corp	HSBC	21,485
(2,048)	HF Sinclair Corp	Morgan Stanley	(7,352)
1,352	HF Sinclair Corp	Morgan Stanley	4,854
(1,226)	Hibbett Inc	Bank of America Merrill Lynch	(7,307)
(3,669)	Hibbett Inc	Barclays Bank	(26,013)
(6,669)	Hibbett Inc	HSBC	(62,755)
(1,083)	Hibbett Inc	Morgan Stanley	(7,678)
4,295	Highwoods Properties Inc (REIT)	Bank of America Merrill Lynch	1,417

保有高	銘柄	取引相手	未実現純評価益 /(損) (米ドル)
	米国(続き)		
90,639	Highwoods Properties Inc (REIT)	Barclays Bank	40,699
32,840	Highwoods Properties Inc (REIT)	Goldman Sachs	10,801
34,432	Highwoods Properties Inc (REIT)	HSBC	27,201
8,653	Highwoods Properties Inc (REIT)	Morgan Stanley	3,894
(145,151)	Hill International Inc	Bank of America Merrill Lynch	(44,997)
(41,500)	Hill International Inc	Morgan Stanley	(8,715)
(13,103)	Hillenbrand Inc	Bank of America Merrill Lynch	1,179
(18,018)	Hillenbrand Inc	Barclays Bank	(10,090)
(17,092)	Hillenbrand Inc	Goldman Sachs	1,538
(8,745)	Hillenbrand Inc	HSBC	12,680
(1,459)	Hillenbrand Inc	Morgan Stanley	(449)
(2,696)	Hilltop Holdings Inc	Bank of America Merrill Lynch	(458)
(28,852)	Hilltop Holdings Inc	Barclays Bank	1,443
(14,794)	Hilltop Holdings Inc	HSBC	(354)
(5,544)	Hilton Grand Vacations Inc	Bank of America Merrill Lynch	(13,694)
(16,316)	Hilton Grand Vacations Inc	Barclays Bank	(67,916)
12,811	Hilton Grand Vacations Inc	Barclays Bank	53,076
(15,251)	Hilton Grand Vacations Inc	Goldman Sachs	(39,881)
32,043	Hilton Grand Vacations Inc	Goldman Sachs	79,146
(19,065)	Hilton Grand Vacations Inc	HSBC	(54,437)
(7,261)	Hilton Grand Vacations Inc	Morgan Stanley	(27,354)
2,568	Hilton Worldwide Holdings Inc	Bank of America Merrill Lynch	20,866
(11,141)	Hilton Worldwide Holdings Inc	Barclays Bank	(90,354)
8,176	Hilton Worldwide Holdings Inc	Barclays Bank	66,307
(20,651)	Hilton Worldwide Holdings Inc	Goldman Sachs	(157,154)
1,324	Hilton Worldwide Holdings Inc	Goldman Sachs	11,164
905	Hilton Worldwide Holdings Inc	HSBC	6,471
5,080	Hilton Worldwide Holdings Inc	Morgan Stanley	42,448
(200)	Hingham Institution For Savings The	Barclays Bank	(4,446)
(369)	Hingham Institution For Savings The	Goldman Sachs	(8,348)
(558)	Hingham Institution For Savings The	HSBC	(13,602)
(1,798)	HireQuest Inc	Bank of America Merrill Lynch	(755)
(2,556)	HireQuest Inc	Barclays Bank	(843)
(2,432)	HireQuest Inc	HSBC	(657)
(1,523)	HireQuest Inc	Morgan Stanley	(503)
(1,926)	HireRight Holdings Corp	Bank of America Merrill Lynch	(867)
(19,630)	HireRight Holdings Corp	Barclays Bank	(25,715)
3	Histogen Inc	Bank of America Merrill Lynch	-
3,366	HNI Corp	Bank of America Merrill Lynch	4,027
7,689	HNI Corp	Barclays Bank	11,226
7,432	HNI Corp	Goldman Sachs	6,683
2,819	HNI Corp	HSBC	6,086
4,857	HNI Corp	Morgan Stanley	5,431
19,163	Holley Inc	Barclays Bank	10,156
10,334	Holley Inc	Goldman Sachs	1,860

保有高	銘柄	取引相手	未実現純評価益 /(損) (米ドル)
	米国(続き)		
7,724	Holley Inc	HSBC	10,104
2,971	Holley Inc	Morgan Stanley	1,575
496	Hologic Inc	Bank of America Merrill Lynch	(852)
2,729	Hologic Inc	Goldman Sachs	(4,667)
16,591	Hologic Inc	Morgan Stanley	(54,750)
(5,306)	Home Bancorp Inc	Goldman Sachs	(1,804)
(3,588)	Home Bancorp Inc	HSBC	2,799
(1,235)	Home Bancorp Inc	Morgan Stanley	(976)
(3,704)	Home BancShares Inc	Bank of America Merrill Lynch	(7,704)
(30,392)	Home BancShares Inc	Barclays Bank	(20,667)
(94,257)	Home BancShares Inc	Goldman Sachs	(196,055)
(11,336)	Home BancShares Inc	Morgan Stanley	(7,708)
1,116	Home Depot Inc	Bank of America Merrill Lynch	7,187
1,202	Home Depot Inc	Barclays Bank	19,713
6,716	Home Depot Inc	Goldman Sachs	43,251
(3,078)	Home Depot Inc	Goldman Sachs	(8,107)
133	Home Depot Inc	HSBC	718
(4,923)	Home Depot Inc	HSBC	(65,146)
(1,683)	Home Depot Inc	Morgan Stanley	(27,601)
(617)	HomeStreet Inc	Bank of America Merrill Lynch	(252)
(6,266)	HomeStreet Inc	Barclays Bank	(3,572)
(4,112)	HomeStreet Inc	HSBC	(2,101)
35,785	HomeTrust Bancshares Inc	Barclays Bank	6,441
17,032	HomeTrust Bancshares Inc	Goldman Sachs	4,939
11,291	HomeTrust Bancshares Inc	HSBC	(2,145)
2,340	HomeTrust Bancshares Inc	Morgan Stanley	421
45,161	Homology Medicines Inc	Bank of America Merrill Lynch	7,903
53,700	Homology Medicines Inc	Barclays Bank	7,250
24,900	Homology Medicines Inc	Goldman Sachs	4,358
17,238	Homology Medicines Inc	HSBC	(948)
6,215	Homology Medicines Inc	Morgan Stanley	839
14,761	Honest Co Inc	Bank of America Merrill Lynch	1,919
39,571	Honest Co Inc	Barclays Bank	16,224
16,186	Honest Co Inc	Goldman Sachs	5,708
28,311	Honest Co Inc	HSBC	3,062
6,927	Honest Co Inc	Morgan Stanley	3,845
1,141	Honeywell International Inc	Bank of America Merrill Lynch	37
(4,826)	Honeywell International Inc	Bank of America Merrill Lynch	18,288
16,223	Honeywell International Inc	Barclays Bank	49,642
(5,377)	Honeywell International Inc	Barclays Bank	(16,454)
2,629	Honeywell International Inc	Goldman Sachs	(3,288)
(3,158)	Honeywell International Inc	Goldman Sachs	18
1,339	Honeywell International Inc	HSBC	(2,443)
(2,336)	Honeywell International Inc	HSBC	(1,722)
1,965	Honeywell International Inc	Morgan Stanley	6,013

保有高	銘柄	取引相手	未実現純評価益 /(損) (米ドル)
	米国(続き)		
(1,171)	Honeywell International Inc	Morgan Stanley	(3,583)
(2,891)	Hooker Furnishings Corp	Barclays Bank	(4,886)
(1,989)	Hooker Furnishings Corp	Goldman Sachs	(438)
(992)	Hooker Furnishings Corp	Morgan Stanley	(1,676)
8,524	Hookipa Pharma Inc	Barclays Bank	1,279
18,651	Hookipa Pharma Inc	Goldman Sachs	5,968
4,119	Hookipa Pharma Inc	HSBC	1,606
(88,611)	Hope Bancorp Inc	Barclays Bank	(26,583)
(126,036)	Hope Bancorp Inc	Goldman Sachs	(32,769)
(74,502)	Hope Bancorp Inc	HSBC	(2,235)
(698)	Horace Mann Educators Corp	Bank of America Merrill Lynch	(1,968)
(17,122)	Horace Mann Educators Corp	Barclays Bank	(24,559)
(10,596)	Horace Mann Educators Corp	Goldman Sachs	(16,041)
(11,208)	Horace Mann Educators Corp	HSBC	(35,053)
(2,085)	Horizon Bancorp Inc	Bank of America Merrill Lynch	(750)
(1,542)	Horizon Bancorp Inc	Goldman Sachs	(175)
(25,468)	Horizon Bancorp Inc	Morgan Stanley	(12,225)
(22,537)	Horizon Global Corp	Bank of America Merrill Lynch	(5,860)
(2,948)	Horizon Therapeutics Plc	Barclays Bank	(14,652)
2,807	Horizon Therapeutics Plc	Barclays Bank	13,951
(5,470)	Horizon Therapeutics Plc	Goldman Sachs	(8,369)
3,370	Horizon Therapeutics Plc	Goldman Sachs	5,156
2,356	Horizon Therapeutics Plc	HSBC	21,416
(1,582)	Hormel Foods Corp	Bank of America Merrill Lynch	8,321
16,295	Hormel Foods Corp	Bank of America Merrill Lynch	(64,516)
(24,371)	Hormel Foods Corp	Barclays Bank	8,774
26,383	Hormel Foods Corp	Barclays Bank	(9,498)
(26,201)	Hormel Foods Corp	Goldman Sachs	137,817
5,515	Hormel Foods Corp	Goldman Sachs	(7,756)
11,682	Hormel Foods Corp	HSBC	(42,769)
31,159	Hormel Foods Corp	Morgan Stanley	(13,506)
(2,729)	Hospitality Properties Trust (REIT)	Bank of America Merrill Lynch	437
(98,542)	Hospitality Properties Trust (REIT)	Barclays Bank	(29,563)
(75,890)	Hospitality Properties Trust (REIT)	Goldman Sachs	12,142
(16,210)	Hospitality Properties Trust (REIT)	HSBC	(3,133)
(10,344)	Hospitality Properties Trust (REIT)	Morgan Stanley	(3,103)
(23,462)	Host Hotels & Resorts Inc (REIT)	Barclays Bank	(31,674)
(30,679)	Host Hotels & Resorts Inc (REIT)	Goldman Sachs	3,068
(20,981)	Host Hotels & Resorts Inc (REIT)	HSBC	(20,352)
(19,199)	Host Hotels & Resorts Inc (REIT)	Morgan Stanley	(25,918)
36,345	Hostess Brands Inc	Barclays Bank	2,726
75,224	Hostess Brands Inc	HSBC	(55,687)
1,804	Houlihan Lokey Inc	Bank of America Merrill Lynch	(758)
7,247	Houlihan Lokey Inc	Barclays Bank	3,986
(3,968)	Houlihan Lokey Inc	Goldman Sachs	1,667

保有高	銘柄	取引相手	未実現純評価益 /(損) (米ドル)
	米国(続き)		
10,616	Houlihan Lokey Inc	Goldman Sachs	(4,458)
(2,376)	Houlihan Lokey Inc	HSBC	380
5,443	Houlihan Lokey Inc	HSBC	395
2,503	Houlihan Lokey Inc	Morgan Stanley	1,377
(1,259)	Hovnanian Enterprises Inc 'A'	Bank of America Merrill Lynch	(6,748)
(3,273)	Hovnanian Enterprises Inc 'A'	Barclays Bank	(19,147)
(909)	Hovnanian Enterprises Inc 'A'	Goldman Sachs	(4,872)
(1,707)	Hovnanian Enterprises Inc 'A'	HSBC	(7,221)
(32,865)	Howard Hughes Corp	Barclays Bank	43,053
(3,206)	Howard Hughes Corp	Goldman Sachs	6,476
(21,037)	Howard Hughes Corp	HSBC	42,284
(4,502)	Howard Hughes Corp	Morgan Stanley	5,898
(79,960)	Howmet Aerospace Inc	Barclays Bank	(95,152)
(89,610)	Howmet Aerospace Inc	Goldman Sachs	(128,142)
(26,149)	Howmet Aerospace Inc	HSBC	(58,051)
19,913	HP Inc	Barclays Bank	70,691
(4,688)	HP Inc	Barclays Bank	(16,642)
22,813	HP Inc	Goldman Sachs	25,094
(7,837)	HP Inc	Goldman Sachs	(12,031)
22,610	HP Inc	HSBC	36,176
10,840	Hub Group Inc 'A'	Barclays Bank	16,585
16,235	Hub Group Inc 'A'	HSBC	(37,990)
10,225	Hub Group Inc 'A'	Morgan Stanley	15,644
1,199	Hubbell Inc	Bank of America Merrill Lynch	(5,682)
(2,284)	Hubbell Inc	Bank of America Merrill Lynch	10,135
1,950	Hubbell Inc	Barclays Bank	1,360
(1,955)	Hubbell Inc	Barclays Bank	(1,426)
1,457	Hubbell Inc	Goldman Sachs	(6,574)
(5,229)	Hubbell Inc	Goldman Sachs	32,492
(1,012)	Hubbell Inc	HSBC	8,242
1,279	Hubbell Inc	Morgan Stanley	(294)
2,099	HubSpot Inc	Barclays Bank	6,150
392	HubSpot Inc	Goldman Sachs	1,611
499	HubSpot Inc	HSBC	3,932
(6,244)	Hudson Pacific Properties Inc (REIT)	Bank of America Merrill Lynch	3,247
(50,826)	Hudson Pacific Properties Inc (REIT)	Barclays Bank	15,756
(78,940)	Hudson Pacific Properties Inc (REIT)	Goldman Sachs	41,049
(12,553)	Hudson Pacific Properties Inc (REIT)	HSBC	16,570
(48,600)	Hudson Pacific Properties Inc (REIT)	Morgan Stanley	15,066
(8,199)	Hudson Technologies Inc	Bank of America Merrill Lynch	(5,493)
(3,642)	Hudson Technologies Inc	Barclays Bank	255
(3,757)	Hudson Technologies Inc	Goldman Sachs	(2,517)
14,323	Humacyte Inc	Barclays Bank	11,244
2,396	Humacyte Inc	Goldman Sachs	2,336
5,717	Humacyte Inc	Morgan Stanley	4,488

保有高	銘柄	取引相手	未実現純評価益 /(損) (米ドル)
	米国(続き)		
2,440	Humana Inc	Barclays Bank	39,504
2,030	Humana Inc	Goldman Sachs	42,437
1,077	Humana Inc	HSBC	31,558
1,406	Humana Inc	Morgan Stanley	22,763
(11,612)	Humanigen Inc	Bank of America Merrill Lynch	(6,561)
(12,267)	Humanigen Inc	Barclays Bank	(2,515)
(3,714)	Humanigen Inc	Goldman Sachs	(2,098)
(6)	Humanigen Inc	HSBC	(3)
201,726	Huntington Bancshares Inc	Barclays Bank	56,483
75,115	Huntington Bancshares Inc	Goldman Sachs	66,102
101,895	Huntington Bancshares Inc	HSBC	59,704
72,530	Huntington Bancshares Inc	Morgan Stanley	20,308
15,089	Huntington Ingalls Industries Inc	Barclays Bank	148,511
6,858	Huntington Ingalls Industries Inc	Goldman Sachs	40,853
14,911	Huntsman Corp	Bank of America Merrill Lynch	9,990
25,528	Huntsman Corp	Barclays Bank	19,401
32,289	Huntsman Corp	Goldman Sachs	21,634
4,821	Huntsman Corp	HSBC	12,824
17,083	Huntsman Corp	Morgan Stanley	12,983
5,498	Hurco Cos Inc	Bank of America Merrill Lynch	(7,202)
5,577	Hurco Cos Inc	Barclays Bank	(3,904)
6,095	Hurco Cos Inc	Goldman Sachs	(7,984)
4,059	Hurco Cos Inc	HSBC	(6,535)
8,633	Hurco Cos Inc	Morgan Stanley	(6,043)
(7,168)	Huron Consulting Group Inc	Barclays Bank	(18,995)
(1,855)	Huron Consulting Group Inc	Goldman Sachs	(3,896)
(11,162)	Huron Consulting Group Inc	HSBC	(62,061)
1,422	Hyatt Hotels Corp 'A'	Bank of America Merrill Lynch	9,143
15,654	Hyatt Hotels Corp 'A'	Barclays Bank	78,583
11,526	Hyatt Hotels Corp 'A'	Goldman Sachs	74,112
20,429	Hyatt Hotels Corp 'A'	HSBC	157,304
(14,949)	Hydrofarm Holdings Group Inc	Bank of America Merrill Lynch	683
(6,061)	Hydrofarm Holdings Group Inc	Barclays Bank	(3,091)
(9,327)	Hydrofarm Holdings Group Inc	Goldman Sachs	3,917
8,266	Hyllion Holdings Corp	Bank of America Merrill Lynch	2,381
22,912	Hyllion Holdings Corp	Barclays Bank	9,688
26,041	Hyllion Holdings Corp	Goldman Sachs	12,038
35,257	Hyllion Holdings Corp	HSBC	19,118
(23,510)	HyreCar Inc	Bank of America Merrill Lynch	(1,176)
(13,291)	HyreCar Inc	Barclays Bank	133
2,984	Hyster-Yale Materials Handling Inc	Bank of America Merrill Lynch	11,250
3,433	Hyster-Yale Materials Handling Inc	Barclays Bank	8,960
15,786	Hyster-Yale Materials Handling Inc	Goldman Sachs	59,513
3,337	Hyster-Yale Materials Handling Inc	HSBC	13,648
1,204	Hyster-Yale Materials Handling Inc	Morgan Stanley	3,142

保有高	銘柄	取引相手	未実現純評価益 /(損) (米ドル)
	米国(続き)		
(1,070)	I3 Verticals Inc 'A'	Bank of America Merrill Lynch	192
(15,426)	I3 Verticals Inc 'A'	Barclays Bank	159
(7,744)	I3 Verticals Inc 'A'	Goldman Sachs	(1,781)
(4,000)	I3 Verticals Inc 'A'	HSBC	5,600
(1,808)	I3 Verticals Inc 'A'	Morgan Stanley	127
(4,578)	IAA Inc	Bank of America Merrill Lynch	(7,233)
(2,060)	IAA Inc	Barclays Bank	(1,051)
(28,762)	IAA Inc	Goldman Sachs	(39,666)
(14,095)	IAA Inc	HSBC	(69,649)
(37,056)	IAA Inc	Morgan Stanley	(18,899)
(881)	IAC Holdings Inc	Bank of America Merrill Lynch	(4,105)
(19,598)	IAC Holdings Inc	Barclays Bank	(38,412)
(8,165)	IAC Holdings Inc	HSBC	(98,470)
1,280	IBEX Holdings Ltd	Bank of America Merrill Lynch	3,238
3,706	IBEX Holdings Ltd	Barclays Bank	6,189
6,222	IBEX Holdings Ltd	Goldman Sachs	15,742
488	IBEX Holdings Ltd	Morgan Stanley	815
(82,022)	iBio Inc	Barclays Bank	1,394
(14,103)	iBio Inc	Goldman Sachs	(75)
(6,042)	iCAD Inc	Goldman Sachs	(2,236)
(9,977)	iCAD Inc	HSBC	(3,991)
(1,315)	iCAD Inc	Morgan Stanley	(513)
(2,255)	ICF International Inc	Bank of America Merrill Lynch	(11,501)
(9,406)	ICF International Inc	Barclays Bank	(61,891)
(4,460)	ICF International Inc	Goldman Sachs	(22,746)
(10,304)	ICF International Inc	HSBC	(28,645)
(780)	ICF International Inc	Morgan Stanley	(5,132)
2,312	Ichor Holdings Ltd	Barclays Bank	4,601
10,537	Ichor Holdings Ltd	Goldman Sachs	20,020
1,785	Ichor Holdings Ltd	Morgan Stanley	3,552
(5,946)	ICON Plc	Barclays Bank	(41,622)
(1,761)	ICON Plc	Goldman Sachs	(24,760)
(653)	ICON Plc	HSBC	(11,095)
(4,464)	Icosavax Inc	Barclays Bank	(4,152)
(1,265)	Icosavax Inc	HSBC	(2,138)
(2,382)	Icosavax Inc	Morgan Stanley	(2,215)
(166)	ICU Medical Inc	Bank of America Merrill Lynch	450
(1,971)	ICU Medical Inc	Barclays Bank	5,184
(2,363)	ICU Medical Inc	HSBC	54,656
(2,855)	ICU Medical Inc	Morgan Stanley	7,508
5,350	IDACORP Inc	Bank of America Merrill Lynch	3,210
39,357	IDACORP Inc	Barclays Bank	71,630
13,358	IDACORP Inc	Goldman Sachs	8,015
5,272	IDACORP Inc	HSBC	3,374
12,526	IDACORP Inc	Morgan Stanley	22,797

保有高	銘柄	取引相手	未実現純評価益 /(損) (米ドル)
	米国(続き)		
(3,077)	Ideaya Biosciences Inc	Barclays Bank	(62)
(9,407)	Ideaya Biosciences Inc	Goldman Sachs	(3,104)
(1,952)	Ideaya Biosciences Inc	HSBC	(4,841)
(12,958)	Identiv Inc	Bank of America Merrill Lynch	(17,105)
(20,311)	Identiv Inc	Barclays Bank	(21,530)
(16,843)	Identiv Inc	Goldman Sachs	(22,233)
(20,786)	Idera Pharmaceuticals Inc	Bank of America Merrill Lynch	(6,970)
(35,875)	Idera Pharmaceuticals Inc	Barclays Bank	(5,561)
(3,115)	IDEX Corp	Bank of America Merrill Lynch	(9,688)
(10,762)	IDEX Corp	Barclays Bank	(33,147)
(9,616)	IDEX Corp	Goldman Sachs	(28,231)
(4,221)	IDEX Corp	HSBC	(13,838)
(5,111)	IDEX Corp	Morgan Stanley	(15,742)
5,020	IDEXX Laboratories Inc	Barclays Bank	124,797
478	IDEXX Laboratories Inc	Goldman Sachs	15,769
872	IDEXX Laboratories Inc	HSBC	42,004
493	IDT Corp 'B'	Bank of America Merrill Lynch	626
1,240	IDT Corp 'B'	HSBC	1,290
5,848	IDT Corp 'B'	Morgan Stanley	5,205
(4,316)	IES Holdings Inc	Bank of America Merrill Lynch	(5,827)
(3,049)	IES Holdings Inc	Barclays Bank	(4,452)
(2,091)	IES Holdings Inc	Goldman Sachs	(2,823)
(1,732)	IES Holdings Inc	HSBC	(7,049)
(5,974)	IES Holdings Inc	Morgan Stanley	(8,722)
(2,288)	IGM Biosciences Inc	Barclays Bank	4,759
(3,161)	IGM Biosciences Inc	Goldman Sachs	(4,931)
(1,340)	IGM Biosciences Inc	HSBC	(1,755)
(870)	IGM Biosciences Inc	Morgan Stanley	1,810
(2,875)	iHeartMedia Inc 'A'	Bank of America Merrill Lynch	2,640
(11,248)	iHeartMedia Inc 'A'	Barclays Bank	3,037
(1,307)	II-VI Inc	Bank of America Merrill Lynch	78
(20,056)	II-VI Inc	Barclays Bank	(7,220)
2,711	II-VI Inc	Barclays Bank	976
(7,718)	II-VI Inc	Goldman Sachs	463
221	II-VI Inc	Goldman Sachs	(13)
(13,173)	II-VI Inc	HSBC	(25,819)
1,612	Ikena Oncology Inc	Barclays Bank	(500)
2,368	Ikena Oncology Inc	Morgan Stanley	(734)
4,742	Illinois Tool Works Inc	Bank of America Merrill Lynch	(14,953)
3,184	Illinois Tool Works Inc	Barclays Bank	4,426
21,519	Illinois Tool Works Inc	Goldman Sachs	(64,153)
26,663	Illinois Tool Works Inc	HSBC	(141,945)
(644)	Illumina Inc	Bank of America Merrill Lynch	(6,240)
583	Illumina Inc	Bank of America Merrill Lynch	5,649
(1,569)	Illumina Inc	Barclays Bank	2,573

保有高	銘柄	取引相手	未実現純評価益 /(損) (米ドル)
	米国(続き)		
766	Illumina Inc	Barclays Bank	(1,256)
(550)	Illumina Inc	Goldman Sachs	(5,330)
193	Illumina Inc	Goldman Sachs	1,870
(922)	Illumina Inc	Morgan Stanley	1,512
(6,251)	Imago Biosciences Inc	Bank of America Merrill Lynch	(6,001)
(1,246)	Imago Biosciences Inc	Barclays Bank	(1,296)
(4,936)	Imago Biosciences Inc	Goldman Sachs	(4,739)
(1,031)	Imago Biosciences Inc	HSBC	(1,722)
(17,303)	IMAX Corp	Barclays Bank	(25,435)
(6,439)	IMAX Corp	Goldman Sachs	(9,594)
(58,638)	Immersion Corp	Bank of America Merrill Lynch	(6,450)
(79,749)	Immersion Corp	Barclays Bank	(12,760)
(33,485)	Immersion Corp	Goldman Sachs	(3,683)
4,143	Immuneering Corp 'A'	Barclays Bank	911
2,351	Immuneering Corp 'A'	Goldman Sachs	(165)
628	Immuneering Corp 'A'	HSBC	207
2,449	Immuneering Corp 'A'	Morgan Stanley	539
(16,839)	Immunic Inc	Bank of America Merrill Lynch	(4,063)
(1,232)	Immunic Inc	Barclays Bank	(99)
(4,227)	Immunic Inc	Goldman Sachs	(211)
(6,037)	ImmunityBio Inc	Goldman Sachs	362
(23,479)	ImmunityBio Inc	Morgan Stanley	(470)
(12,366)	ImmunoGen Inc	Bank of America Merrill Lynch	495
(13,663)	ImmunoGen Inc	HSBC	2,869
(10,891)	Immunovant Inc	Bank of America Merrill Lynch	(1,960)
(21,061)	Immunovant Inc	Barclays Bank	(7,161)
(7,070)	Immunovant Inc	Goldman Sachs	(1,273)
(2,123)	Immunovant Inc	Morgan Stanley	(722)
2,727	Impel Pharmaceuticals Inc	Goldman Sachs	382
4,812	Impel Pharmaceuticals Inc	Morgan Stanley	2,598
(4,010)	Impinj Inc	Barclays Bank	(8,822)
(2,269)	Impinj Inc	Goldman Sachs	(1,997)
(4,785)	Impinj Inc	HSBC	(17,752)
(1,024)	Impinj Inc	Morgan Stanley	(2,253)
(2,104)	Inari Medical Inc	Bank of America Merrill Lynch	(12,666)
(12,137)	Inari Medical Inc	Barclays Bank	(42,965)
(17,415)	Inari Medical Inc	Goldman Sachs	(102,450)
(6,081)	Inari Medical Inc	HSBC	(68,225)
8,131	Incyte Corp	Bank of America Merrill Lynch	9,979
13,578	Incyte Corp	Barclays Bank	(17,371)
3,503	Incyte Corp	Goldman Sachs	3,678
7,833	Incyte Corp	HSBC	(2,217)
893	Incyte Corp	Morgan Stanley	(1,233)
(2,723)	Independence Realty Trust Inc (REIT)	Bank of America Merrill Lynch	(3,159)
3,290	Independence Realty Trust Inc (REIT)	Bank of America Merrill Lynch	2,936

保有高	銘柄	取引相手	未実現純評価益 /(損) (米ドル)
	米国(続き)		
(48,508)	Independence Realty Trust Inc (REIT)	Barclays Bank	(36,866)
(25,025)	Independence Realty Trust Inc (REIT)	Goldman Sachs	(29,089)
22,425	Independence Realty Trust Inc (REIT)	Goldman Sachs	26,013
(36,852)	Independence Realty Trust Inc (REIT)	HSBC	(52,691)
29,646	Independence Realty Trust Inc (REIT)	HSBC	37,631
(26,616)	Independence Realty Trust Inc (REIT)	Morgan Stanley	(20,229)
(3,445)	Independent Bank Corp	Bank of America Merrill Lynch	(20,308)
82,437	Independent Bank Corp	Bank of America Merrill Lynch	40,394
(11,556)	Independent Bank Corp	Barclays Bank	(13,346)
79,539	Independent Bank Corp	Barclays Bank	46,928
45,227	Independent Bank Corp	Goldman Sachs	22,161
(1,485)	Independent Bank Corp	Goldman Sachs	(7,840)
(11,216)	Independent Bank Corp	HSBC	(60,686)
44,960	Independent Bank Corp	Morgan Stanley	26,526
(2,125)	Independent Bank Corp	Morgan Stanley	(2,656)
(3,953)	Independent Bank Group Inc	Bank of America Merrill Lynch	(12,860)
(7,095)	Independent Bank Group Inc	Barclays Bank	(10,926)
(11,696)	Independent Bank Group Inc	Goldman Sachs	(49,942)
(6,309)	Independent Bank Group Inc	HSBC	(19,563)
(3,908)	Independent Bank Group Inc	Morgan Stanley	(7,849)
(6,527)	Indus Realty Trust Inc (REIT)	Bank of America Merrill Lynch	25,444
(2,053)	Indus Realty Trust Inc (REIT)	Barclays Bank	2,710
(12,378)	Indus Realty Trust Inc (REIT)	Goldman Sachs	52,872
(2,349)	Indus Realty Trust Inc (REIT)	HSBC	10,622
(4,282)	Indus Realty Trust Inc (REIT)	Morgan Stanley	5,439
(7,072)	Industrial Logistics Properties Trust (REIT)	Bank of America Merrill Lynch	(530)
(26,582)	Industrial Logistics Properties Trust (REIT)	Barclays Bank	(28,177)
(41,386)	Industrial Logistics Properties Trust (REIT)	Goldman Sachs	(7,036)
7,837	Infinera Corp	Barclays Bank	1,254
22,906	Infinera Corp	Goldman Sachs	229
29,042	Infinera Corp	HSBC	2,384
4,251	Infinity Pharmaceuticals Inc	Bank of America Merrill Lynch	729
14,720	Infinity Pharmaceuticals Inc	Barclays Bank	1,622
11,972	Infinity Pharmaceuticals Inc	Goldman Sachs	2,053
26,123	Infinity Pharmaceuticals Inc	HSBC	525
(6,437)	Informatica Inc 'A'	Barclays Bank	(7,531)
(4,441)	Informatica Inc 'A'	HSBC	(12,346)
(12,755)	Informatica Inc 'A'	Morgan Stanley	(14,923)
9,816	Information Services Group Inc	Bank of America Merrill Lynch	3,386
23,730	Information Services Group Inc	Barclays Bank	5,114
8,974	Information Services Group Inc	Goldman Sachs	(91)
13,452	Information Services Group Inc	Morgan Stanley	3,632
(10,306)	Infrastructure and Energy Alternatives Inc	Goldman Sachs	(16,696)

保有高	銘柄	取引相手	未実現純評価益 /(損) (米ドル)
	米国(続き)		
(8,616)	InfuSystem Holdings Inc	Barclays Bank	(6,376)
(22,828)	InfuSystem Holdings Inc	Goldman Sachs	(34,470)
(4,079)	InfuSystem Holdings Inc	HSBC	(5,343)
(13,718)	Ingersoll Rand Inc	Bank of America Merrill Lynch	(52,403)
5,295	Ingersoll Rand Inc	Bank of America Merrill Lynch	20,227
(35,761)	Ingersoll Rand Inc	Barclays Bank	(68,304)
6,983	Ingersoll Rand Inc	Barclays Bank	13,338
(58,385)	Ingersoll Rand Inc	Goldman Sachs	(223,031)
7,846	Ingersoll Rand Inc	Goldman Sachs	29,972
(10,123)	Ingersoll Rand Inc	HSBC	(40,788)
(11,195)	Ingersoll Rand Inc	Morgan Stanley	(21,382)
(324)	Ingevity Corp	Bank of America Merrill Lynch	(447)
(4,374)	Ingevity Corp	Barclays Bank	(6,780)
(11,120)	Ingevity Corp	Goldman Sachs	(46,249)
(352)	Ingevity Corp	HSBC	(1,396)
(1,216)	Ingevity Corp	Morgan Stanley	(1,885)
(971)	Ingles Markets Inc 'A'	Bank of America Merrill Lynch	4,467
(10,701)	Ingles Markets Inc 'A'	Barclays Bank	(23,270)
(3,331)	Ingles Markets Inc 'A'	Goldman Sachs	9,725
(632)	Ingles Markets Inc 'A'	HSBC	3,568
(1,797)	Ingredion Inc	Bank of America Merrill Lynch	(3,822)
(1,125)	Ingredion Inc	Barclays Bank	(1,575)
12,941	Ingredion Inc	Goldman Sachs	33,000
(2,857)	Ingredion Inc	HSBC	(3,236)
(1,777)	Ingredion Inc	Morgan Stanley	(2,189)
(1,002)	Inhibrx Inc	Bank of America Merrill Lynch	421
(2,019)	Inhibrx Inc	Goldman Sachs	848
(1,604)	Inhibrx Inc	HSBC	2,053
(10,580)	Innodata Inc	Bank of America Merrill Lynch	9,310
(13,471)	Innodata Inc	Barclays Bank	(2,290)
(3,851)	Innodata Inc	Goldman Sachs	3,389
4,102	Innospec Inc	Barclays Bank	7,753
14,687	Innospec Inc	Goldman Sachs	1,469
3,108	Innospec Inc	HSBC	7,708
(2,140)	Innovage Holding Corp	Bank of America Merrill Lynch	(535)
(2,836)	Innovage Holding Corp	Barclays Bank	142
(15,897)	Innovage Holding Corp	Goldman Sachs	(3,974)
(9,044)	Innovage Holding Corp	HSBC	2,080
(16,514)	INNOVATE Corp	Bank of America Merrill Lynch	(1,486)
(48,441)	INNOVATE Corp	Barclays Bank	(6,782)
(10,836)	INNOVATE Corp	Goldman Sachs	(975)
(1,266)	Innoviva Inc	Bank of America Merrill Lynch	1,139
(29,166)	Innoviva Inc	Barclays Bank	33,833
(6,628)	Innoviva Inc	Goldman Sachs	5,965
(3,083)	Innoviva Inc	HSBC	1,363

保有高	銘柄	取引相手	未実現純評価益 /(損) (米ドル)
	米国(続き)		
(3,039)	Innoviva Inc	Morgan Stanley	3,525
(3,628)	Inogen Inc	Barclays Bank	1,995
(3,704)	Inogen Inc	Goldman Sachs	259
(4,157)	Inogen Inc	HSBC	(7,275)
(2,702)	Inogen Inc	Morgan Stanley	1,486
(1,758)	Inotiv Inc	Bank of America Merrill Lynch	3,757
(5,562)	Inotiv Inc	Barclays Bank	(17,131)
(1,660)	Inotiv Inc	Goldman Sachs	(4,447)
(26,917)	Inovio Pharmaceuticals Inc	Barclays Bank	(808)
(10,634)	Inovio Pharmaceuticals Inc	HSBC	4,466
6,403	Inozyme Pharma Inc	Barclays Bank	(1,601)
5,796	Inozyme Pharma Inc	Goldman Sachs	58
13,311	Inozyme Pharma Inc	Morgan Stanley	(3,328)
6,907	Inseego Corp	Bank of America Merrill Lynch	(1,105)
23,656	Inseego Corp	Barclays Bank	(373)
9,601	Inseego Corp	Goldman Sachs	(1,536)
5,733	Inseego Corp	HSBC	(631)
3,774	Inseego Corp	Morgan Stanley	(113)
1,365	Insight Enterprises Inc	Bank of America Merrill Lynch	(1,611)
19,396	Insight Enterprises Inc	Barclays Bank	24,439
5,363	Insight Enterprises Inc	Goldman Sachs	(6,328)
9,178	Insight Enterprises Inc	HSBC	(9,453)
606	Insight Enterprises Inc	Morgan Stanley	764
(11,899)	Insmmed Inc	Barclays Bank	6,068
(6,492)	Insmmed Inc	Goldman Sachs	958
(12,569)	Insmmed Inc	HSBC	(23,001)
(2,812)	Insmmed Inc	Morgan Stanley	(677)
13,376	Insperity Inc	Barclays Bank	82,262
2,443	Insperity Inc	HSBC	31
1,962	Insperity Inc	Morgan Stanley	12,066
14,769	Inspirato Inc	Barclays Bank	12,406
40,228	Inspirato Inc	HSBC	38,217
18,286	Inspirato Inc	Morgan Stanley	15,360
(2,428)	Inspire Medical Systems Inc	Bank of America Merrill Lynch	(45,840)
(2,952)	Inspire Medical Systems Inc	Barclays Bank	(15,941)
(1,887)	Inspire Medical Systems Inc	Goldman Sachs	(35,627)
(1,867)	Inspire Medical Systems Inc	HSBC	(63,900)
(1,189)	Inspire Medical Systems Inc	Morgan Stanley	(6,421)
(6,787)	Inspired Entertainment Inc	Bank of America Merrill Lynch	(4,344)
(10,298)	Inspired Entertainment Inc	Barclays Bank	(9,371)
(5,753)	Inspired Entertainment Inc	Morgan Stanley	(5,235)
(13,373)	Installed Building Products Inc	Barclays Bank	(71,679)
(12,221)	Insteel Industries Inc	Goldman Sachs	4,522
(12,082)	Insteel Industries Inc	HSBC	23,077
(2,519)	Insteel Industries Inc	Morgan Stanley	(1,360)

保有高	銘柄	取引相手	未実現純評価益 /(損) (米ドル)
	米国(続き)		
(14,517)	Instil Bio Inc	Barclays Bank	22,211
(2,304)	Instil Bio Inc	HSBC	(599)
2,419	Instructure Holdings Inc	Bank of America Merrill Lynch	3,798
11,316	Instructure Holdings Inc	Barclays Bank	13,466
7,546	Instructure Holdings Inc	Goldman Sachs	11,847
7,125	Instructure Holdings Inc	HSBC	6,199
5,161	Instructure Holdings Inc	Morgan Stanley	6,142
(879)	Insulet Corp	Bank of America Merrill Lynch	(6,751)
(2,508)	Insulet Corp	Barclays Bank	(4,364)
(1,587)	Insulet Corp	Goldman Sachs	(12,188)
(980)	Insulet Corp	HSBC	(12,867)
(550)	Insulet Corp	Morgan Stanley	(957)
1,699	Intapp Inc	Barclays Bank	(1,512)
2,897	Intapp Inc	Goldman Sachs	1,159
1,816	Intapp Inc	HSBC	(7,518)
9,186	Integer Holdings Corp	Barclays Bank	27,466
14,899	Integer Holdings Corp	Goldman Sachs	110,700
19,536	Integra LifeSciences Holdings Corp	Bank of America Merrill Lynch	39,267
21,354	Integra LifeSciences Holdings Corp	Barclays Bank	21,995
6,721	Integra LifeSciences Holdings Corp	Goldman Sachs	7,110
5,855	Integra LifeSciences Holdings Corp	HSBC	30,621
26,400	Integra LifeSciences Holdings Corp	Morgan Stanley	27,192
1,953	Integral Ad Science Holding LLC	Bank of America Merrill Lynch	2,832
11,571	Integral Ad Science Holding LLC	Barclays Bank	2,430
19,817	Integral Ad Science Holding LLC	Goldman Sachs	21,443
7,227	Integral Ad Science Holding LLC	HSBC	7,720
9,510	Integral Ad Science Holding LLC	Morgan Stanley	1,997
3,684	Intel Corp	Bank of America Merrill Lynch	5,812
27,937	Intel Corp	Barclays Bank	52,941
70,738	Intel Corp	Goldman Sachs	110,852
21,546	Intel Corp	HSBC	(345)
(1,719)	Intellia Therapeutics Inc	Bank of America Merrill Lynch	(3,455)
(6,254)	Intellia Therapeutics Inc	Barclays Bank	(4,065)
(10,047)	Intellia Therapeutics Inc	Goldman Sachs	(16,850)
(1,949)	Intellia Therapeutics Inc	HSBC	(10,903)
(2,301)	Intellia Therapeutics Inc	Morgan Stanley	(1,496)
(8,246)	Intellicheck Inc	Bank of America Merrill Lynch	990
(56,390)	Intellicheck Inc	Barclays Bank	(4,511)
(6,085)	Inter Parfums Inc	Barclays Bank	(9,736)
(6,472)	Inter Parfums Inc	Goldman Sachs	(8,155)
(5,182)	Inter Parfums Inc	HSBC	31,507
3,356	Interactive Brokers Group Inc 'A'	Bank of America Merrill Lynch	20,754
11,837	Interactive Brokers Group Inc 'A'	Barclays Bank	37,161
5,155	Interactive Brokers Group Inc 'A'	Goldman Sachs	32,820
475	Interactive Brokers Group Inc 'A'	HSBC	3,276

保有高	銘柄	取引相手	未実現純評価益 /(損) (米ドル)
	米国(続き)		
3,500	Interactive Brokers Group Inc 'A'	Morgan Stanley	11,900
11,854	Intercept Pharmaceuticals Inc	Barclays Bank	7,824
6,678	Intercept Pharmaceuticals Inc	Goldman Sachs	3,272
3,647	Intercept Pharmaceuticals Inc	HSBC	2,298
10,082	Intercontinental Exchange Inc	Barclays Bank	40,429
7,663	Intercontinental Exchange Inc	Goldman Sachs	36,859
6,190	Intercontinental Exchange Inc	HSBC	31,755
4,932	Intercontinental Exchange Inc	Morgan Stanley	19,777
(774)	InterDigital Inc	Bank of America Merrill Lynch	(2,763)
(9,315)	InterDigital Inc	Barclays Bank	(30,553)
(14,891)	InterDigital Inc	HSBC	(68,201)
(2,302)	Interface Inc	Bank of America Merrill Lynch	(2,302)
(77,946)	Interface Inc	Barclays Bank	(49,106)
(18,191)	Interface Inc	Goldman Sachs	(18,191)
(11,360)	Interface Inc	HSBC	(17,835)
(6,725)	Interface Inc	Morgan Stanley	(4,237)
(1,491)	International Bancshares Corp	Bank of America Merrill Lynch	(1,581)
(5,688)	International Bancshares Corp	Barclays Bank	(4,607)
(4,550)	International Bancshares Corp	Goldman Sachs	(7,144)
(11,278)	International Bancshares Corp	HSBC	(5,419)
(23,282)	International Bancshares Corp	Morgan Stanley	(18,858)
(1,674)	International Business Machines Corp	Barclays Bank	(11,517)
(26,115)	International Business Machines Corp	Goldman Sachs	(78,868)
(1,744)	International Flavors & Fragrances Inc	Bank of America Merrill Lynch	(4,656)
(3,047)	International Flavors & Fragrances Inc	Barclays Bank	(2,646)
(12,236)	International Flavors & Fragrances Inc	Goldman Sachs	(28,619)
(17,953)	International Flavors & Fragrances Inc	HSBC	(140,629)
10,707	International Game Technology Plc	Bank of America Merrill Lynch	19,096
26,443	International Game Technology Plc	Barclays Bank	21,947
37,047	International Game Technology Plc	Goldman Sachs	40,011
17,701	International Game Technology Plc	HSBC	57,174
8,300	International Game Technology Plc	Morgan Stanley	5,332
14,640	International Money Express Inc	Barclays Bank	3,928
27,726	International Money Express Inc	Goldman Sachs	23,013
1,897	International Money Express Inc	HSBC	57
(19,344)	International Paper Co	Bank of America Merrill Lynch	(18,051)
(25,748)	International Paper Co	Barclays Bank	(15,843)
(8,407)	International Paper Co	Goldman Sachs	(7,767)
(13,853)	International Paper Co	HSBC	(11,913)
(39,595)	International Paper Co	Morgan Stanley	(20,985)
(9,084)	International Seaways Inc	Barclays Bank	(1,998)
(31,527)	International Seaways Inc	Goldman Sachs	(34,364)
(13,122)	International Seaways Inc	HSBC	(58,130)
(5,956)	Interpublic Group of Cos Inc	Barclays Bank	(4,646)
53,446	Interpublic Group of Cos Inc	Goldman Sachs	5,345

保有高	銘柄	取引相手	未実現純評価益 /(損) (米ドル)
	米国(続き)		
(14,426)	Interpublic Group of Cos Inc	Goldman Sachs	4,959
3,687	Interpublic Group of Cos Inc	HSBC	(1,770)
(903)	Interpublic Group of Cos Inc	HSBC	433
(7,959)	Interpublic Group of Cos Inc	Morgan Stanley	(6,208)
(11,764)	Intevac Inc	Bank of America Merrill Lynch	235
(782)	Intevac Inc	Barclays Bank	(8)
(30,794)	Intevac Inc	Goldman Sachs	616
(900)	Intevac Inc	HSBC	(99)
(4,245)	Intra-Cellular Therapies Inc	Bank of America Merrill Lynch	5,417
(3,848)	Intra-Cellular Therapies Inc	Barclays Bank	3,040
(13,139)	Intra-Cellular Therapies Inc	Goldman Sachs	17,537
(3,743)	Intra-Cellular Therapies Inc	HSBC	(45,270)
(2,645)	Intrepid Potash Inc	Barclays Bank	(10,644)
(407)	Intrepid Potash Inc	Goldman Sachs	(1,476)
(807)	Intrepid Potash Inc	HSBC	(5,483)
888	Intuit Inc	Bank of America Merrill Lynch	54,532
2,634	Intuit Inc	Barclays Bank	130,725
619	Intuit Inc	Goldman Sachs	41,483
557	Intuit Inc	HSBC	32,892
608	Intuit Inc	Morgan Stanley	30,175
(1,301)	Intuitive Surgical Inc	Bank of America Merrill Lynch	(12,260)
(3,135)	Intuitive Surgical Inc	Barclays Bank	(17,085)
(8,068)	Intuitive Surgical Inc	Goldman Sachs	(62,642)
(12,474)	Intuitive Surgical Inc	HSBC	(216,501)
(3,970)	Intuitive Surgical Inc	Morgan Stanley	(21,637)
5,918	Invacare Corp	Bank of America Merrill Lynch	(473)
9,737	Invacare Corp	Barclays Bank	611
16,923	Invacare Corp	Goldman Sachs	(1,354)
37,821	Invacare Corp	HSBC	(16,641)
(52,635)	Invesco Ltd	Barclays Bank	(30,002)
(46,459)	Invesco Ltd	Goldman Sachs	(73,405)
(64,416)	Invesco Ltd	HSBC	(100,488)
(26,339)	Invesco Mortgage Capital Inc (REIT)	Bank of America Merrill Lynch	132
(228,184)	Invesco Mortgage Capital Inc (REIT)	Barclays Bank	(10,268)
(133,797)	Invesco Mortgage Capital Inc (REIT)	Goldman Sachs	669
(58,591)	Invesco Mortgage Capital Inc (REIT)	HSBC	(4,980)
10,705	Investar Holding Corp	Barclays Bank	16,593
10,254	Investar Holding Corp	Goldman Sachs	18,560
29,512	Investar Holding Corp	HSBC	56,663
5,910	Investar Holding Corp	Morgan Stanley	9,161
670	Investors Title Co	Bank of America Merrill Lynch	446
1,037	Investors Title Co	Barclays Bank	6,072
5,531	Investors Title Co	Goldman Sachs	3,678
1,658	Investors Title Co	HSBC	(12,103)
1,069	Investors Title Co	Morgan Stanley	6,259

保有高	銘柄	取引相手	未実現純評価益 /(損) (米ドル)
	米国(続き)		
14,973	Invitae Corp	Bank of America Merrill Lynch	1,422
46,392	Invitae Corp	Barclays Bank	6,263
46,069	Invitae Corp	Goldman Sachs	4,377
54,319	Invitae Corp	HSBC	(20,913)
11,971	Invitae Corp	Morgan Stanley	1,616
2,070	Invitation Homes Inc (REIT)	Barclays Bank	2,939
(26,608)	Invitation Homes Inc (REIT)	Barclays Bank	(37,783)
8,254	Invitation Homes Inc (REIT)	Goldman Sachs	13,867
(15,763)	Invitation Homes Inc (REIT)	Goldman Sachs	(23,087)
13,219	Invitation Homes Inc (REIT)	HSBC	30,668
(9,967)	Invitation Homes Inc (REIT)	HSBC	(23,123)
48,322	Invitation Homes Inc (REIT)	Morgan Stanley	60,207
(1,152)	Invitation Homes Inc (REIT)	Morgan Stanley	(1,636)
(1,621)	Ionis Pharmaceuticals Inc	Bank of America Merrill Lynch	(1,054)
(3,917)	Ionis Pharmaceuticals Inc	Barclays Bank	8,696
(10,791)	Ionis Pharmaceuticals Inc	Goldman Sachs	(7,014)
(12,915)	Iovance Biotherapeutics Inc	Goldman Sachs	92,342
(6,269)	Iovance Biotherapeutics Inc	HSBC	38,680
(12,025)	Iovance Biotherapeutics Inc	Morgan Stanley	97,523
511	IPG Photonics Corp	Bank of America Merrill Lynch	3,266
522	IPG Photonics Corp	Barclays Bank	2,098
7,202	IPG Photonics Corp	Goldman Sachs	46,021
4,594	IPG Photonics Corp	HSBC	10,704
3,175	IPG Photonics Corp	Morgan Stanley	12,763
(14,255)	Ipsidy Inc	Barclays Bank	143
(1,920)	IQVIA Holdings Inc	Bank of America Merrill Lynch	(17,261)
(5,332)	IQVIA Holdings Inc	Barclays Bank	(64,251)
(2,196)	IQVIA Holdings Inc	Goldman Sachs	(19,742)
(3,828)	IQVIA Holdings Inc	HSBC	(43,881)
(649)	IQVIA Holdings Inc	Morgan Stanley	(7,820)
4,757	iRadimed Corp	Barclays Bank	3,663
1,073	iRadimed Corp	Goldman Sachs	(1,191)
(1,517)	iRhythm Technologies Inc	Bank of America Merrill Lynch	(13,486)
(2,193)	iRhythm Technologies Inc	Barclays Bank	(6,667)
(5,549)	iRhythm Technologies Inc	Goldman Sachs	(49,330)
(310)	iRhythm Technologies Inc	HSBC	(6,680)
(1,017)	iRhythm Technologies Inc	Morgan Stanley	(3,092)
5,759	Iridium Communications Inc	Bank of America Merrill Lynch	20,675
28,267	Iridium Communications Inc	Barclays Bank	26,006
30,305	Iridium Communications Inc	Goldman Sachs	108,795
67,575	Iridium Communications Inc	HSBC	289,613
11,770	Iridium Communications Inc	Morgan Stanley	10,828
1,323	iRobot Corp	Bank of America Merrill Lynch	1,535
4,891	iRobot Corp	Barclays Bank	6,358
2,649	iRobot Corp	HSBC	7,715

保有高	銘柄	取引相手	未実現純評価益 /(損) (米ドル)
	米国(続き)		
2,790	iRobot Corp	Morgan Stanley	3,627
(13,385)	Iron Mountain Inc (REIT)	Bank of America Merrill Lynch	(15,794)
1,492	Iron Mountain Inc (REIT)	Barclays Bank	4,819
(7,406)	Iron Mountain Inc (REIT)	Goldman Sachs	(8,739)
(556)	Iron Mountain Inc (REIT)	HSBC	(667)
4,522	Iron Mountain Inc (REIT)	HSBC	12,971
(10,257)	Iron Mountain Inc (REIT)	Morgan Stanley	(33,130)
4,037	Iron Mountain Inc (REIT)	Morgan Stanley	10,188
30,449	Ironwood Pharmaceuticals Inc	Barclays Bank	(5,785)
40,905	Ironwood Pharmaceuticals Inc	Goldman Sachs	(13,908)
41,085	Ironwood Pharmaceuticals Inc	HSBC	(28,760)
15,436	Ironwood Pharmaceuticals Inc	Morgan Stanley	(2,933)
5,355	IsoPlexis Corp	Barclays Bank	428
1,334	IsoPlexis Corp	Goldman Sachs	280
8,602	IsoPlexis Corp	HSBC	(1,548)
1,260	IsoPlexis Corp	Morgan Stanley	101
(6,012)	iStar Inc (REIT)	Bank of America Merrill Lynch	(3,398)
(6,923)	iStar Inc (REIT)	Barclays Bank	(138)
(5,747)	iStar Inc (REIT)	Goldman Sachs	(4,425)
(33,590)	iStar Inc (REIT)	HSBC	(21,912)
(18,792)	iStar Inc (REIT)	Morgan Stanley	(376)
(471)	iTeos Therapeutics Inc	Barclays Bank	146
(5,853)	iTeos Therapeutics Inc	Goldman Sachs	4,911
(6,731)	iTeos Therapeutics Inc	HSBC	44,533
(44,244)	Iteris Inc	Bank of America Merrill Lynch	(11,061)
(9,336)	Iteris Inc	Goldman Sachs	(2,334)
(17,355)	Iteris Inc	Morgan Stanley	(3,297)
2,279	Itron Inc	Bank of America Merrill Lynch	8,159
9,755	Itron Inc	Barclays Bank	12,194
3,693	Itron Inc	Goldman Sachs	13,221
18,739	Itron Inc	HSBC	55,655
1,918	Itron Inc	Morgan Stanley	2,398
(21,489)	ITT Inc	Bank of America Merrill Lynch	(41,875)
(6,440)	ITT Inc	Barclays Bank	(22,357)
(7,643)	ITT Inc	Goldman Sachs	(19,687)
(21,570)	ITT Inc	HSBC	(44,086)
(3,544)	ITT Inc	Morgan Stanley	(13,239)
(8,218)	IVERIC bio Inc	Barclays Bank	2,301
(31,740)	IVERIC bio Inc	Goldman Sachs	2,539
(3,029)	IVERIC bio Inc	HSBC	(1,878)
7,986	J & J Snack Foods Corp	Barclays Bank	15,732
6,103	J & J Snack Foods Corp	Goldman Sachs	4,577
(3,164)	J M Smucker Co	Barclays Bank	(5,221)
(9,778)	J M Smucker Co	Goldman Sachs	194,680
1,209	J M Smucker Co	Goldman Sachs	(980)

保有高	銘柄	取引相手	未実現純評価益 /(損) (米ドル)
	米国(続き)		
10,491	J M Smucker Co	HSBC	7,853
(2,372)	J M Smucker Co	Morgan Stanley	(3,914)
3,172	J M Smucker Co	Morgan Stanley	(8,550)
4,525	Jabil Inc	Bank of America Merrill Lynch	17,930
26,672	Jabil Inc	Barclays Bank	90,418
4,709	Jabil Inc	Goldman Sachs	16,953
15,258	Jabil Inc	HSBC	73,541
14,499	Jabil Inc	Morgan Stanley	49,151
(5,995)	Jack Henry & Associates Inc	Barclays Bank	(24,220)
(3,939)	Jack Henry & Associates Inc	Goldman Sachs	(36,712)
(14,805)	Jack Henry & Associates Inc	HSBC	(132,329)
1,071	Jack in the Box Inc	Bank of America Merrill Lynch	(7,276)
2,011	Jack in the Box Inc	Barclays Bank	(9,050)
4,973	Jack in the Box Inc	Goldman Sachs	(49,835)
2,803	Jack in the Box Inc	HSBC	(41,176)
3,059	Jack in the Box Inc	Morgan Stanley	(13,294)
4,086	Jacobs Engineering Group Inc	Barclays Bank	7,273
2,962	Jacobs Engineering Group Inc	Goldman Sachs	15,343
(6,827)	Jacobs Engineering Group Inc	Goldman Sachs	(25,760)
10,373	Jacobs Engineering Group Inc	HSBC	89,934
(1,608)	Jacobs Engineering Group Inc	HSBC	(14,227)
(21,517)	James River Group Holdings Ltd	Barclays Bank	(4,949)
(120)	Jamf Holding Corp	Bank of America Merrill Lynch	(414)
(21,423)	Jamf Holding Corp	Barclays Bank	7,712
(10,786)	Jamf Holding Corp	Goldman Sachs	(37,212)
(2,491)	Jamf Holding Corp	HSBC	(4,583)
(15,971)	Janus Henderson Group Plc	Barclays Bank	(11,180)
10,668	Janus Henderson Group Plc	Barclays Bank	7,468
(5,576)	Janus Henderson Group Plc	Goldman Sachs	(2,469)
(8,684)	Janus Henderson Group Plc	HSBC	(13,834)
8,880	Janus Henderson Group Plc	HSBC	10,440
(4,898)	Janus Henderson Group Plc	Morgan Stanley	(5,781)
10,269	Jasper Therapeutics Inc	Goldman Sachs	1,232
2,496	Jasper Therapeutics Inc	HSBC	(25)
(6,906)	Jazz Pharmaceuticals Plc	Barclays Bank	(18,646)
(1,375)	Jazz Pharmaceuticals Plc	Goldman Sachs	(1,444)
(3,009)	Jazz Pharmaceuticals Plc	HSBC	(19,047)
1,200	JB Hunt Transport Services Inc	Bank of America Merrill Lynch	(2,076)
9,665	JB Hunt Transport Services Inc	Barclays Bank	56,347
(2,139)	JB Hunt Transport Services Inc	Barclays Bank	(12,470)
2,528	JB Hunt Transport Services Inc	Goldman Sachs	(1,364)
(3,437)	JB Hunt Transport Services Inc	Goldman Sachs	5,946
757	JB Hunt Transport Services Inc	HSBC	(4,254)
(1,195)	JB Hunt Transport Services Inc	Morgan Stanley	(5,787)
(16,414)	JBG SMITH Properties (REIT)	Bank of America Merrill Lynch	(11,490)

保有高	銘柄	取引相手	未実現純評価益 /(損) (米ドル)
	米国(続き)		
(39,369)	JBG SMITH Properties (REIT)	Barclays Bank	(35,038)
13,416	JBG SMITH Properties (REIT)	Barclays Bank	11,940
(17,231)	JBG SMITH Properties (REIT)	Goldman Sachs	(12,062)
1,121	JBG SMITH Properties (REIT)	Goldman Sachs	785
(32,442)	JBG SMITH Properties (REIT)	HSBC	(48,339)
3,068	JBG SMITH Properties (REIT)	HSBC	3,015
(9,118)	JBG SMITH Properties (REIT)	Morgan Stanley	(8,115)
1,417	JBG SMITH Properties (REIT)	Morgan Stanley	1,146
23,046	Jefferies Financial Group Inc	Bank of America Merrill Lynch	49,779
(3,786)	Jefferies Financial Group Inc	Bank of America Merrill Lynch	(5,662)
42,416	Jefferies Financial Group Inc	Barclays Bank	64,896
14,623	Jefferies Financial Group Inc	Goldman Sachs	31,586
(5,974)	Jefferies Financial Group Inc	Goldman Sachs	(12,904)
7,301	Jefferies Financial Group Inc	HSBC	5,330
5,773	Jefferies Financial Group Inc	Morgan Stanley	8,833
30,940	JELD-WEN Holding Inc	Barclays Bank	21,039
25,190	JELD-WEN Holding Inc	Goldman Sachs	38,289
5,713	JELD-WEN Holding Inc	HSBC	4,399
79,669	JetBlue Airways Corp	Barclays Bank	31,868
174,309	JetBlue Airways Corp	Goldman Sachs	205,685
94,779	JetBlue Airways Corp	HSBC	71,084
1,523	JFrog Ltd	Bank of America Merrill Lynch	1,843
17,625	JFrog Ltd	Barclays Bank	(529)
9,698	JFrog Ltd	Goldman Sachs	7,851
6,886	JFrog Ltd	HSBC	3,512
1,313	JFrog Ltd	Morgan Stanley	(39)
(11,668)	Joby Aviation Inc	Bank of America Merrill Lynch	(5,484)
12,792	Joby Aviation Inc	Barclays Bank	8,187
15,200	Joby Aviation Inc	Goldman Sachs	7,144
3,659	Joby Aviation Inc	Morgan Stanley	2,342
591	John B Sanfilippo & Son Inc	Bank of America Merrill Lynch	361
3,592	John B Sanfilippo & Son Inc	Barclays Bank	7,040
9,188	John B Sanfilippo & Son Inc	Goldman Sachs	5,605
2,492	John B Sanfilippo & Son Inc	HSBC	4,311
5,083	John B Sanfilippo & Son Inc	Morgan Stanley	9,963
(1,831)	John Bean Technologies Corp	Barclays Bank	(15,545)
(4,080)	John Bean Technologies Corp	Goldman Sachs	(19,951)
(9,222)	John Bean Technologies Corp	HSBC	(45,747)
(12,054)	John Wiley & Sons Inc 'A'	Barclays Bank	(20,371)
(10,505)	John Wiley & Sons Inc 'A'	HSBC	(29,637)
(16,363)	Johnson & Johnson	Barclays Bank	55,470
(5,187)	Johnson & Johnson	Goldman Sachs	18,647
(5,104)	Johnson & Johnson	HSBC	6,357
(771)	Johnson & Johnson	Morgan Stanley	2,614
10,733	Johnson Controls International Plc	Barclays Bank	26,403

保有高	銘柄	取引相手	未実現純評価益 /(損) (米ドル)
	米国(続き)		
(21,401)	Johnson Controls International Plc	Barclays Bank	(52,646)
187	Johnson Controls International Plc	Goldman Sachs	445
(10,658)	Johnson Controls International Plc	Goldman Sachs	(26,923)
2,853	Johnson Outdoors Inc 'A'	Bank of America Merrill Lynch	(1,427)
3,787	Johnson Outdoors Inc 'A'	Barclays Bank	13,292
5,251	Johnson Outdoors Inc 'A'	Goldman Sachs	(2,626)
11,740	Johnson Outdoors Inc 'A'	HSBC	(470)
1,338	Johnson Outdoors Inc 'A'	Morgan Stanley	4,696
(3,903)	Joint Corp	Barclays Bank	(4,098)
(3,408)	Joint Corp	Goldman Sachs	2,406
(1,957)	Joint Corp	HSBC	(783)
(1,831)	Joint Corp	Morgan Stanley	(1,923)
325	Jones Lang LaSalle Inc	Bank of America Merrill Lynch	2,777
(151)	Jones Lang LaSalle Inc	Barclays Bank	(1,333)
1,401	Jones Lang LaSalle Inc	Barclays Bank	12,371
(3,233)	Jones Lang LaSalle Inc	Goldman Sachs	(20,239)
813	Jones Lang LaSalle Inc	Goldman Sachs	6,105
(1,814)	Jones Lang LaSalle Inc	HSBC	(5,351)
828	Jones Lang LaSalle Inc	HSBC	10,061
(2,513)	Jones Lang LaSalle Inc	Morgan Stanley	(22,190)
2,184	Jounce Therapeutics Inc	Bank of America Merrill Lynch	(1,201)
26,666	Jounce Therapeutics Inc	Barclays Bank	(16,266)
9,633	Jounce Therapeutics Inc	Goldman Sachs	(5,298)
2,805	Jounce Therapeutics Inc	Morgan Stanley	(1,711)
2,143	JPMorgan Chase & Co	Bank of America Merrill Lynch	28,266
23,387	JPMorgan Chase & Co	Barclays Bank	160,201
20,816	JPMorgan Chase & Co	Goldman Sachs	274,563
7,360	JPMorgan Chase & Co	HSBC	73,060
15,020	JPMorgan Chase & Co	Morgan Stanley	102,887
(14,311)	Juniper Networks Inc	Barclays Bank	(14,740)
177,788	Juniper Networks Inc	Goldman Sachs	65,782
(23,423)	Juniper Networks Inc	Goldman Sachs	(8,667)
16,132	Juniper Networks Inc	HSBC	3,737
(9,185)	Juniper Networks Inc	HSBC	551
(6,384)	Juniper Networks Inc	Morgan Stanley	(6,576)
(384)	Kadant Inc	Bank of America Merrill Lynch	(729)
(635)	Kadant Inc	Barclays Bank	(804)
(1,283)	Kadant Inc	Goldman Sachs	1,003
(426)	Kadant Inc	HSBC	275
(6,439)	Kadant Inc	Morgan Stanley	(8,371)
1,420	Kaiser Aluminum Corp	Bank of America Merrill Lynch	4,473
771	Kaiser Aluminum Corp	Barclays Bank	1,627
340	Kaiser Aluminum Corp	Goldman Sachs	1,071
4,318	Kaiser Aluminum Corp	HSBC	33,983
(1,775)	KalVista Pharmaceuticals Inc	Barclays Bank	266

保有高	銘柄	取引相手	未実現純評価益 /(損) (米ドル)
	米国(続き)		
(8,963)	KalVista Pharmaceuticals Inc	Goldman Sachs	538
(10,225)	Kaman Corp	Barclays Bank	(4,090)
(14,364)	Kaman Corp	Goldman Sachs	(25,281)
(8,285)	Kaman Corp	HSBC	(6,628)
(6,205)	KAR Auction Services Inc	Barclays Bank	(6,143)
(17,514)	KAR Auction Services Inc	Goldman Sachs	(23,469)
(28,683)	KAR Auction Services Inc	HSBC	(82,033)
35,938	Karat Packaging Inc	Barclays Bank	13,656
5,240	Karat Packaging Inc	Goldman Sachs	1,991
12,435	Karat Packaging Inc	Morgan Stanley	4,725
(3,559)	Karuna Therapeutics Inc	Barclays Bank	12,078
(3,680)	Karuna Therapeutics Inc	Goldman Sachs	(55)
6,924	Karyopharm Therapeutics Inc	Bank of America Merrill Lynch	5,816
19,324	Karyopharm Therapeutics Inc	Barclays Bank	9,082
9,168	Karyopharm Therapeutics Inc	Goldman Sachs	7,701
(16,027)	KB Home	Bank of America Merrill Lynch	(20,835)
(38,400)	KB Home	Barclays Bank	(74,496)
(10,141)	KB Home	Goldman Sachs	(13,184)
(26,759)	KB Home	HSBC	(36,050)
(18,207)	KB Home	Morgan Stanley	(35,322)
18,598	KBR Inc	Bank of America Merrill Lynch	76,624
15,980	KBR Inc	Barclays Bank	40,109
16,707	KBR Inc	Goldman Sachs	68,832
59,553	KBR Inc	HSBC	292,640
4,129	KBR Inc	Morgan Stanley	10,363
(14,195)	Kearny Financial Corp	Bank of America Merrill Lynch	(7,381)
(205,665)	Kearny Financial Corp	Barclays Bank	(41,133)
(184,527)	Kearny Financial Corp	Goldman Sachs	(95,954)
(53,360)	Kearny Financial Corp	HSBC	(16,008)
(25,168)	Kearny Financial Corp	Morgan Stanley	(5,034)
23,588	Kellogg Co	Bank of America Merrill Lynch	(111,807)
(9,893)	Kellogg Co	Bank of America Merrill Lynch	36,799
12,430	Kellogg Co	Barclays Bank	(622)
(5,583)	Kellogg Co	Barclays Bank	279
27,542	Kellogg Co	Goldman Sachs	(130,549)
(13,897)	Kellogg Co	Goldman Sachs	29,850
9,792	Kellogg Co	HSBC	(59,829)
(2,735)	Kellogg Co	HSBC	446
(7,557)	Kellogg Co	Morgan Stanley	378
2,598	Kelly Services Inc 'A'	Bank of America Merrill Lynch	3,429
5,906	Kelly Services Inc 'A'	Barclays Bank	2,599
21,643	Kelly Services Inc 'A'	HSBC	8,874
5,576	Kemper Corp	Bank of America Merrill Lynch	27,359
(7,836)	Kemper Corp	Goldman Sachs	(41,452)
(6,063)	Kemper Corp	HSBC	(26,253)

保有高	銘柄	取引相手	未実現純評価益 /(損) (米ドル)
	米国(続き)		
829	Kemper Corp	HSBC	3,590
1,574	Kemper Corp	Morgan Stanley	5,635
(10,099)	KemPharm Inc	Goldman Sachs	(3,939)
(6,894)	KemPharm Inc	HSBC	(4,412)
(6,445)	KemPharm Inc	Morgan Stanley	(580)
18,458	Kennametal Inc	Bank of America Merrill Lynch	32,117
27,596	Kennametal Inc	Barclays Bank	28,424
32,923	Kennametal Inc	Goldman Sachs	57,286
27,598	Kennametal Inc	HSBC	27,003
11,081	Kennametal Inc	Morgan Stanley	11,333
1,099	Kennedy-Wilson Holdings Inc	Bank of America Merrill Lynch	385
23,693	Kennedy-Wilson Holdings Inc	Barclays Bank	12,320
94,016	Kennedy-Wilson Holdings Inc	Goldman Sachs	32,906
(782)	Keros Therapeutics Inc	Bank of America Merrill Lynch	7,765
(2,120)	Keros Therapeutics Inc	Barclays Bank	4,728
(5,862)	Keros Therapeutics Inc	Goldman Sachs	58,210
(435)	Keros Therapeutics Inc	HSBC	4,080
(6,269)	Keurig Dr Pepper Inc	Bank of America Merrill Lynch	3,131
101,198	Keurig Dr Pepper Inc	Barclays Bank	(35,419)
(36,660)	Keurig Dr Pepper Inc	Goldman Sachs	72,185
(19,812)	Keurig Dr Pepper Inc	HSBC	50,124
66,360	Keurig Dr Pepper Inc	Morgan Stanley	(23,226)
(3,393)	Keurig Dr Pepper Inc	Morgan Stanley	1,188
8,608	Key Tronic Corp	Bank of America Merrill Lynch	904
63,469	KeyCorp	Bank of America Merrill Lynch	74,259
146,566	KeyCorp	Barclays Bank	109,924
64,363	KeyCorp	Goldman Sachs	74,059
37,597	KeyCorp	HSBC	33,686
79,701	KeyCorp	Morgan Stanley	59,775
4,695	Keysight Technologies Inc	Bank of America Merrill Lynch	46,879
6,352	Keysight Technologies Inc	Barclays Bank	31,951
20,056	Keysight Technologies Inc	Goldman Sachs	200,022
9,063	Keysight Technologies Inc	HSBC	100,342
2,638	Keysight Technologies Inc	Morgan Stanley	13,269
(1,606)	Kezar Life Sciences Inc	Bank of America Merrill Lynch	1,478
(5,235)	Kezar Life Sciences Inc	Barclays Bank	2,146
(12,478)	Kezar Life Sciences Inc	Goldman Sachs	10,169
(6,590)	Kezar Life Sciences Inc	HSBC	4,020
(10,330)	Kezar Life Sciences Inc	Morgan Stanley	4,235
5,719	Kforce Inc	Barclays Bank	(16,070)
20,671	Kforce Inc	Goldman Sachs	(159,373)
452	Kforce Inc	HSBC	(4,231)
(19,975)	Kilroy Realty Corp (REIT)	Barclays Bank	(14,182)
(17,208)	Kilroy Realty Corp (REIT)	Morgan Stanley	(12,218)
(2,165)	Kimball Electronics Inc	Bank of America Merrill Lynch	(2,825)

保有高	銘柄	取引相手	未実現純評価益 /(損) (米ドル)
	米国(続き)		
(8,246)	Kimball Electronics Inc	Barclays Bank	(4,247)
(29,665)	Kimball Electronics Inc	Goldman Sachs	(38,713)
(9,706)	Kimball Electronics Inc	HSBC	(8,590)
(6,722)	Kimball Electronics Inc	Morgan Stanley	(3,462)
1,540	Kimball International Inc 'B'	Bank of America Merrill Lynch	62
31,085	Kimball International Inc 'B'	Barclays Bank	3,730
81,333	Kimball International Inc 'B'	Goldman Sachs	3,253
8,092	Kimberly-Clark Corp	Bank of America Merrill Lynch	16,487
(28,338)	Kimberly-Clark Corp	Barclays Bank	(53,559)
3,643	Kimberly-Clark Corp	Barclays Bank	(1,377)
(16,446)	Kimberly-Clark Corp	Goldman Sachs	125,483
4,602	Kimberly-Clark Corp	HSBC	243
(6,216)	Kimberly-Clark Corp	Morgan Stanley	(11,748)
2,637	Kimberly-Clark Corp	Morgan Stanley	4,984
(34,648)	Kimco Realty Corp (REIT)	Bank of America Merrill Lynch	(10,048)
(24,403)	Kimco Realty Corp (REIT)	Barclays Bank	(33,483)
(41,443)	Kimco Realty Corp (REIT)	Goldman Sachs	(16,843)
(25,863)	Kimco Realty Corp (REIT)	HSBC	(7,297)
(4,361)	Kimco Realty Corp (REIT)	Morgan Stanley	(4,874)
28,147	Kinder Morgan Inc	Barclays Bank	22,279
36,973	Kinder Morgan Inc	Goldman Sachs	21,444
43,555	Kinder Morgan Inc	HSBC	35,843
8,131	Kinder Morgan Inc	Morgan Stanley	6,586
5,280	King Pubco Inc	Barclays Bank	(422)
14,530	King Pubco Inc	Goldman Sachs	6,248
15,656	King Pubco Inc	HSBC	5,166
4,626	King Pubco Inc	Morgan Stanley	(370)
14,808	Kiniksa Pharmaceuticals Ltd 'A'	Barclays Bank	(9,033)
38,733	Kiniksa Pharmaceuticals Ltd 'A'	Goldman Sachs	(19,367)
14,185	Kinnate Biopharma Inc	Barclays Bank	(40,995)
6,656	Kinnate Biopharma Inc	Goldman Sachs	(12,913)
6,902	Kinnate Biopharma Inc	HSBC	2,968
14,367	Kinnate Biopharma Inc	Morgan Stanley	(41,521)
(4,528)	Kinsale Capital Group Inc	Bank of America Merrill Lynch	(50,669)
(5,602)	Kinsale Capital Group Inc	Barclays Bank	(43,864)
(3,162)	Kinsale Capital Group Inc	Goldman Sachs	(34,404)
(2,272)	Kinsale Capital Group Inc	HSBC	(21,098)
(1,991)	Kinsale Capital Group Inc	Morgan Stanley	(15,589)
9,845	Kirby Corp	Bank of America Merrill Lynch	35,048
5,889	Kirby Corp	Barclays Bank	21,730
1,107	Kirby Corp	Goldman Sachs	3,941
(3,694)	Kirby Corp	HSBC	(20,243)
10,057	Kirby Corp	HSBC	55,112
1,118	Kirby Corp	Morgan Stanley	4,125
(19,199)	Kirkland's Inc	Barclays Bank	7,680

保有高	銘柄	取引相手	未実現純評価益 /(損) (米ドル)
	米国(続き)		
(7,332)	Kirkland's Inc	HSBC	9,605
(7,997)	Kite Realty Group Trust (REIT)	Bank of America Merrill Lynch	1,769
(66,812)	Kite Realty Group Trust (REIT)	Barclays Bank	(78,838)
(77,806)	Kite Realty Group Trust (REIT)	Goldman Sachs	35,982
(1,945)	Kite Realty Group Trust (REIT)	HSBC	1,273
4,958	KKR & Co Inc	Goldman Sachs	18,493
9,305	KKR Real Estate Finance Trust Inc (REIT)	Bank of America Merrill Lynch	5,979
12,433	KKR Real Estate Finance Trust Inc (REIT)	Barclays Bank	7,211
8,788	KKR Real Estate Finance Trust Inc (REIT)	Goldman Sachs	5,572
7,290	KKR Real Estate Finance Trust Inc (REIT)	HSBC	10,517
6,994	KKR Real Estate Finance Trust Inc (REIT)	Morgan Stanley	3,350
492	KLA Corp	Bank of America Merrill Lynch	14,917
1,478	KLA Corp	Barclays Bank	29,087
4,210	KLA Corp	Goldman Sachs	127,647
(3,014)	KLA Corp	Goldman Sachs	(93,653)
1,585	KLA Corp	HSBC	66,554
(1,223)	KLA Corp	HSBC	(28,357)
543	KLA Corp	Morgan Stanley	10,686
(9,098)	KLX Energy Services Holdings Inc	Bank of America Merrill Lynch	(9,553)
(3,093)	Knight-Swift Transportation Holdings Inc	Bank of America Merrill Lynch	(3,093)
(1,135)	Knight-Swift Transportation Holdings Inc	Barclays Bank	(533)
(11,901)	Knight-Swift Transportation Holdings Inc	Goldman Sachs	(11,901)
(4,888)	Knight-Swift Transportation Holdings Inc	HSBC	11,291
(12,866)	Knight-Swift Transportation Holdings Inc	Morgan Stanley	(6,047)
7,149	Knowles Corp	Bank of America Merrill Lynch	2,302
84,772	Knowles Corp	Barclays Bank	22,888
57,369	Knowles Corp	Goldman Sachs	18,433
7,030	Knowles Corp	Morgan Stanley	1,898
10,553	Kodiak Sciences Inc	Bank of America Merrill Lynch	14,035
22,195	Kodiak Sciences Inc	Barclays Bank	3,995
4,139	Kodiak Sciences Inc	Goldman Sachs	5,505
26,521	Kodiak Sciences Inc	HSBC	45,881
5,056	Kontoor Brands Inc	Bank of America Merrill Lynch	(16,483)
4,929	Kontoor Brands Inc	Barclays Bank	6,112
5,392	Kontoor Brands Inc	Goldman Sachs	(17,578)
11,166	Kontoor Brands Inc	HSBC	(33,721)
6,858	Kontoor Brands Inc	Morgan Stanley	8,504
(12,969)	Kopin Corp	Bank of America Merrill Lynch	908
(2,768)	Kopin Corp	Goldman Sachs	194
(10,052)	Kopin Corp	HSBC	1,307
(10,073)	Koppers Holdings Inc	Barclays Bank	(18,232)
(18,378)	Koppers Holdings Inc	Goldman Sachs	(38,594)
(12,708)	Koppers Holdings Inc	Morgan Stanley	(23,001)
(5,287)	Korn Ferry	Bank of America Merrill Lynch	(8,757)
(11,129)	Korn Ferry	Barclays Bank	(25,465)

保有高	銘柄	取引相手	未実現純評価益 /(損) (米ドル)
	米国(続き)		
(6,071)	Korn Ferry	Goldman Sachs	(10,783)
(2,316)	Korn Ferry	HSBC	(2,039)
(1,246)	Korn Ferry	Morgan Stanley	(2,941)
10,086	Kosmos Energy Ltd	HSBC	16,702
(12,719)	Kraft Heinz Co	Goldman Sachs	85,980
(61,236)	Kraft Heinz Co	HSBC	420,691
(28,781)	Kraft Heinz Co	Morgan Stanley	48,064
(17,091)	Kratos Defense & Security Solutions Inc	Barclays Bank	(17,775)
(5,298)	Kratos Defense & Security Solutions Inc	HSBC	(8,742)
(37,643)	Krispy Kreme Inc	HSBC	(75,286)
(4,931)	Krispy Kreme Inc	Morgan Stanley	(1,183)
18,512	Kroger Co	Bank of America Merrill Lynch	(4,582)
(13,277)	Kroger Co	Barclays Bank	(31,201)
7,115	Kroger Co	Goldman Sachs	(4,482)
(2,996)	Kroger Co	Goldman Sachs	(8,770)
(1,644)	Kroger Co	Morgan Stanley	(1,854)
2,872	Kronos Bio Inc	Bank of America Merrill Lynch	144
16,128	Kronos Bio Inc	Barclays Bank	(2,419)
14,669	Kronos Bio Inc	Goldman Sachs	733
13,420	Kronos Bio Inc	HSBC	(8,320)
37,219	Kronos Bio Inc	Morgan Stanley	1,247
(26,578)	Kronos Worldwide Inc	Barclays Bank	(23,389)
(20,844)	Kronos Worldwide Inc	Goldman Sachs	(58,989)
(53,544)	Kronos Worldwide Inc	HSBC	(174,018)
(1,665)	Krystal Biotech Inc	Bank of America Merrill Lynch	(2,690)
(394)	Krystal Biotech Inc	Barclays Bank	(185)
(596)	Krystal Biotech Inc	Goldman Sachs	(882)
(7,184)	Krystal Biotech Inc	HSBC	(64,225)
(3,068)	Kulicke & Soffa Industries Inc	Barclays Bank	(9,081)
(6,010)	Kulicke & Soffa Industries Inc	Goldman Sachs	(14,184)
(3,814)	Kulicke & Soffa Industries Inc	HSBC	(11,289)
(1,952)	Kulicke & Soffa Industries Inc	Morgan Stanley	(5,778)
2,314	Kura Oncology Inc	Bank of America Merrill Lynch	3,957
5,588	Kura Oncology Inc	Barclays Bank	3,073
2,491	Kura Oncology Inc	Goldman Sachs	4,260
(728)	Kura Sushi USA Inc 'A'	Bank of America Merrill Lynch	(3,519)
(3,020)	Kura Sushi USA Inc 'A'	Barclays Bank	(11,144)
(2,010)	Kura Sushi USA Inc 'A'	Goldman Sachs	(7,357)
(3,000)	Kura Sushi USA Inc 'A'	HSBC	(2,205)
3,795	KVH Industries Inc	Bank of America Merrill Lynch	721
30,118	KVH Industries Inc	Barclays Bank	14,457
13,245	KVH Industries Inc	Morgan Stanley	6,358
(1,864)	Kymera Therapeutics Inc	Bank of America Merrill Lynch	3,542
(5,474)	Kymera Therapeutics Inc	Barclays Bank	1,040
(1,518)	Kymera Therapeutics Inc	HSBC	5,404

保有高	銘柄	取引相手	未実現純評価益 /(損) (米ドル)
	米国(続き)		
(4,170)	Kyndryl Holdings Inc	Goldman Sachs	(959)
(4,166)	Kyndryl Holdings Inc	HSBC	1,500
10,797	Kyndryl Holdings Inc	Morgan Stanley	(5,217)
23,258	L B Foster Co 'A'	Bank of America Merrill Lynch	14,536
8,413	L B Foster Co 'A'	Barclays Bank	3,323
14,739	L B Foster Co 'A'	Goldman Sachs	9,212
1,159	L B Foster Co 'A'	HSBC	122
11,886	L B Foster Co 'A'	Morgan Stanley	4,695
(16,325)	L Brands Inc	Bank of America Merrill Lynch	118,682
(29,081)	L Brands Inc	Goldman Sachs	211,419
(7,147)	L Brands Inc	HSBC	65,752
2,736	La Jolla Pharmaceutical Co	Bank of America Merrill Lynch	(930)
5,352	La Jolla Pharmaceutical Co	Barclays Bank	-
2,664	La Jolla Pharmaceutical Co	HSBC	80
8,968	La Jolla Pharmaceutical Co	Morgan Stanley	-
(2,450)	Laboratory Corp of America Holdings	Bank of America Merrill Lynch	(17,444)
872	Laboratory Corp of America Holdings	Barclays Bank	-
(3,898)	Laboratory Corp of America Holdings	Goldman Sachs	(27,754)
379	Laboratory Corp of America Holdings	Goldman Sachs	931
(1,674)	Laboratory Corp of America Holdings	HSBC	(14,874)
(689)	Laboratory Corp of America Holdings	Morgan Stanley	-
1,288	Laboratory Corp of America Holdings	Morgan Stanley	-
(9,421)	Ladder Capital Corp (REIT)	Bank of America Merrill Lynch	(1,131)
(34,643)	Ladder Capital Corp (REIT)	Barclays Bank	(12,471)
(94,341)	Ladder Capital Corp (REIT)	Goldman Sachs	(12,202)
(63,409)	Ladder Capital Corp (REIT)	HSBC	(27,266)
(12,907)	Ladder Capital Corp (REIT)	Morgan Stanley	(4,647)
(927)	Laird Superfood Inc	Barclays Bank	83
1,600	Lakeland Bancorp Inc	Bank of America Merrill Lynch	784
66,080	Lakeland Bancorp Inc	Barclays Bank	25,110
27,430	Lakeland Bancorp Inc	Goldman Sachs	13,441
31,515	Lakeland Bancorp Inc	HSBC	10,725
130,499	Lakeland Bancorp Inc	Morgan Stanley	49,590
(377)	Lakeland Financial Corp	Bank of America Merrill Lynch	54
(14,083)	Lakeland Financial Corp	Barclays Bank	(10,562)
(6,223)	Lakeland Financial Corp	Goldman Sachs	(11,886)
(1,741)	Lakeland Financial Corp	HSBC	825
(29,422)	Lakeland Industries Inc	Barclays Bank	(31,776)
(363)	Lam Research Corp	Bank of America Merrill Lynch	(11,798)
(5,573)	Lam Research Corp	Barclays Bank	(176,497)
682	Lam Research Corp	Goldman Sachs	13,852
598	Lam Research Corp	HSBC	21,331
1,576	Lam Research Corp	Morgan Stanley	50,113
1,324	Lamar Advertising Co 'A' (REIT)	Bank of America Merrill Lynch	4,008
2,688	Lamar Advertising Co 'A' (REIT)	Barclays Bank	2,876

保有高	銘柄	取引相手	未実現純評価益 /(損) (米ドル)
	米国(続き)		
(3,878)	Lamar Advertising Co 'A' (REIT)	Goldman Sachs	3,723
4,185	Lamar Advertising Co 'A' (REIT)	Goldman Sachs	(2,483)
(3,010)	Lamar Advertising Co 'A' (REIT)	HSBC	181
1,260	Lamar Advertising Co 'A' (REIT)	HSBC	(978)
2,688	Lamar Advertising Co 'A' (REIT)	Morgan Stanley	2,876
(10,850)	Lamb Weston Holdings Inc	Bank of America Merrill Lynch	(50,312)
(7,137)	Lamb Weston Holdings Inc	Goldman Sachs	(30,434)
(5,071)	Lamb Weston Holdings Inc	HSBC	(22,924)
(5,970)	Lamb Weston Holdings Inc	Morgan Stanley	(21,552)
5,250	Lancaster Colony Corp	Barclays Bank	(13,755)
8,344	Lancaster Colony Corp	Goldman Sachs	(109,640)
3,311	Lancaster Colony Corp	HSBC	(50,711)
545	Lancaster Colony Corp	Morgan Stanley	(1,428)
47,985	Landec Corp	Goldman Sachs	35,509
12,845	Landec Corp	HSBC	11,560
(7,590)	Landmark Bancorp Inc	Bank of America Merrill Lynch	(4,934)
(12,676)	Landmark Bancorp Inc	Goldman Sachs	(8,239)
3,897	Landos Biopharma Inc	Goldman Sachs	175
2,976	Lands ' End Inc	Barclays Bank	1,786
1,236	Lands ' End Inc	HSBC	(1,644)
2,650	Lands ' End Inc	Morgan Stanley	1,590
16,919	Landsea Homes Corp	Barclays Bank	1,861
7,388	Landsea Homes Corp	HSBC	(6,575)
5,387	Landstar System Inc	Bank of America Merrill Lynch	(15,191)
6,564	Landstar System Inc	Barclays Bank	10,174
(2,608)	Landstar System Inc	Barclays Bank	(4,042)
8,664	Landstar System Inc	Goldman Sachs	(24,432)
(1,838)	Landstar System Inc	Goldman Sachs	5,183
(837)	Landstar System Inc	HSBC	6,077
3,463	Lannett Co Inc	Bank of America Merrill Lynch	(131)
1,056	Lannett Co Inc	Barclays Bank	(7)
3,386	Lannett Co Inc	Morgan Stanley	(24)
(3,106)	Lantheus Holdings Inc	Bank of America Merrill Lynch	(9,536)
(1,435)	Lantheus Holdings Inc	Barclays Bank	(4,807)
(873)	Lantheus Holdings Inc	Goldman Sachs	(3,416)
(13,099)	Lantheus Holdings Inc	Morgan Stanley	(43,881)
6,571	Lantronix Inc	Barclays Bank	(723)
2,334	Lantronix Inc	HSBC	(210)
6,402	Lantronix Inc	Morgan Stanley	(704)
298	Laredo Petroleum Inc	Bank of America Merrill Lynch	7,864
1,741	Laredo Petroleum Inc	Barclays Bank	31,756
360	Laredo Petroleum Inc	Goldman Sachs	6,200
1,320	Laredo Petroleum Inc	HSBC	35,555
(41,207)	Las Vegas Sands Corp	Barclays Bank	(113,319)
(1,677)	Las Vegas Sands Corp	HSBC	(8,889)

保有高	銘柄	取引相手	未実現純評価益 /(損) (米ドル)
	米国(続き)		
(31,572)	Latch Inc	Barclays Bank	4,578
(7,070)	Latch Inc	HSBC	3,641
(8,106)	Latch Inc	Morgan Stanley	1,175
(2,181)	Latham Group Inc	Bank of America Merrill Lynch	2,203
(9,345)	Latham Group Inc	Barclays Bank	2,056
(19,121)	Latham Group Inc	Goldman Sachs	19,312
(1,466)	Latham Group Inc	HSBC	3,460
1,561	Lattice Semiconductor Corp	Bank of America Merrill Lynch	6,057
15,749	Lattice Semiconductor Corp	Barclays Bank	44,412
39,791	Lattice Semiconductor Corp	Goldman Sachs	154,390
20,674	Lattice Semiconductor Corp	HSBC	144,925
7,914	Lattice Semiconductor Corp	Morgan Stanley	22,317
6,244	Laureate Education Inc	Bank of America Merrill Lynch	7,586
7,126	Laureate Education Inc	Barclays Bank	2,387
59,243	Laureate Education Inc	Goldman Sachs	70,260
34,073	Laureate Education Inc	HSBC	48,554
(10,779)	Lazard Ltd 'A'	Bank of America Merrill Lynch	(30,073)
(38,179)	Lazard Ltd 'A'	Barclays Bank	(53,832)
(17,264)	Lazard Ltd 'A'	Goldman Sachs	(48,167)
(4,400)	Lazard Ltd 'A'	Morgan Stanley	(6,204)
5,627	La-Z-Boy Inc	Bank of America Merrill Lynch	(4,558)
16,850	La-Z-Boy Inc	Barclays Bank	23,590
11,893	La-Z-Boy Inc	Goldman Sachs	(11,275)
18,097	La-Z-Boy Inc	HSBC	(29,591)
5,633	La-Z-Boy Inc	Morgan Stanley	7,886
(3,036)	Lazydays Holdings Inc	Bank of America Merrill Lynch	3,267
(6,617)	Lazydays Holdings Inc	Barclays Bank	(2,316)
(17,191)	Lazydays Holdings Inc	Goldman Sachs	44,525
(4,229)	Lazydays Holdings Inc	HSBC	14,421
240	LCI Industries	Bank of America Merrill Lynch	1,914
7,367	LCI Industries	Barclays Bank	52,969
2,319	LCI Industries	HSBC	17,903
11,046	LCNB Corp	Barclays Bank	4,860
3,206	LCNB Corp	Goldman Sachs	737
4,094	LCNB Corp	HSBC	(205)
7,441	LCNB Corp	Morgan Stanley	3,274
3,573	Lear Corp	Bank of America Merrill Lynch	38,482
5,726	Lear Corp	Barclays Bank	36,201
5,221	Lear Corp	Goldman Sachs	56,230
6,441	Lear Corp	HSBC	69,692
4,753	Lear Corp	Morgan Stanley	36,180
567	Lee Enterprises Inc	Goldman Sachs	454
1,660	Lee Enterprises Inc	HSBC	4,465
592	Lee Enterprises Inc	Morgan Stanley	408
(5,079)	Legacy Housing Corp	Barclays Bank	7,060

保有高	銘柄	取引相手	未実現純評価益 /(損) (米ドル)
	米国(続き)		
(4,267)	Legacy Housing Corp	Goldman Sachs	7,254
(4,074)	Legacy Housing Corp	HSBC	8,311
(32,833)	Legalzoom.com Inc	Barclays Bank	(64,024)
(7,312)	Legalzoom.com Inc	Goldman Sachs	(13,381)
(1,599)	Leggett & Platt Inc	Bank of America Merrill Lynch	(2,670)
1,278	Leggett & Platt Inc	Bank of America Merrill Lynch	(1,192)
(20,396)	Leggett & Platt Inc	Barclays Bank	(35,489)
(14,519)	Leggett & Platt Inc	Goldman Sachs	(24,247)
12,517	Leggett & Platt Inc	Goldman Sachs	20,903
(23,803)	Leggett & Platt Inc	HSBC	(43,321)
10,212	Leggett & Platt Inc	HSBC	12,246
(2,731)	Leggett & Platt Inc	Morgan Stanley	(4,752)
1,414	Leggett & Platt Inc	Morgan Stanley	2,460
(245)	Leidos Holdings Inc	Bank of America Merrill Lynch	(449)
(936)	Leidos Holdings Inc	Barclays Bank	(2,050)
5,418	Leidos Holdings Inc	Barclays Bank	11,865
5,024	Leidos Holdings Inc	Goldman Sachs	14,919
(4,240)	Leidos Holdings Inc	Morgan Stanley	(9,286)
(10,480)	LeMaitre Vascular Inc	Barclays Bank	(5,659)
(11,258)	LeMaitre Vascular Inc	Goldman Sachs	(14,298)
(4,676)	LeMaitre Vascular Inc	HSBC	(27,214)
7,480	Lemonade Inc	Bank of America Merrill Lynch	21,242
5,212	Lemonade Inc	Barclays Bank	8,652
2,169	Lemonade Inc	Goldman Sachs	6,615
2,960	Lemonade Inc	HSBC	11,514
1,273	Lemonade Inc	Morgan Stanley	2,113
2,018	LendingClub Corp	Bank of America Merrill Lynch	4,392
9,333	LendingClub Corp	Goldman Sachs	18,293
2,829	LendingClub Corp	HSBC	6,970
4,086	LendingClub Corp	Morgan Stanley	8,540
1,076	LendingTree Inc	Bank of America Merrill Lynch	611
3,945	LendingTree Inc	Barclays Bank	7,417
5,962	LendingTree Inc	Goldman Sachs	(3,473)
1,825	LendingTree Inc	HSBC	(6,466)
27,842	Lennar Corp 'A'	Barclays Bank	163,155
30,557	Lennar Corp 'A'	Goldman Sachs	142,652
29,012	Lennar Corp 'A'	HSBC	82,990
20,123	Lennar Corp 'A'	Morgan Stanley	117,921
1,466	Lennox International Inc	Bank of America Merrill Lynch	(13,942)
14,323	Lennox International Inc	Barclays Bank	10,599
5,688	Lennox International Inc	Goldman Sachs	(51,362)
1,732	Lennox International Inc	HSBC	(17,528)
1,258	Lennox International Inc	Morgan Stanley	931
(22,250)	LENSAR Inc	Bank of America Merrill Lynch	14,240
(586)	LENSAR Inc	Barclays Bank	328

保有高	銘柄	取引相手	未実現純評価益 /(損) (米ドル)
	米国(続き)		
(1,462)	LENSAR Inc	Goldman Sachs	936
(7,457)	LENSAR Inc	HSBC	3,952
(10,755)	LENSAR Inc	Morgan Stanley	6,023
(5,605)	Leslie's Inc	Bank of America Merrill Lynch	(4,599)
(4,716)	Leslie's Inc	Barclays Bank	(2,594)
(14,280)	Leslie's Inc	Goldman Sachs	(10,382)
(7,605)	Leslie's Inc	HSBC	(2,844)
(5,427)	Leslie's Inc	Morgan Stanley	(3,806)
26,463	Levi Strauss & Co 'A'	Barclays Bank	40,224
42,172	Levi Strauss & Co 'A'	Goldman Sachs	28,665
26,579	Levi Strauss & Co 'A'	HSBC	26,640
2,939	Levi Strauss & Co 'A'	Morgan Stanley	4,951
(3,374)	Lexicon Pharmaceuticals Inc	Bank of America Merrill Lynch	(101)
(2,606)	Lexicon Pharmaceuticals Inc	Barclays Bank	(104)
(22,877)	Lexicon Pharmaceuticals Inc	Goldman Sachs	(686)
(16,282)	Lexicon Pharmaceuticals Inc	HSBC	(651)
(6,000)	Lexicon Pharmaceuticals Inc	Morgan Stanley	(240)
(1,780)	LGI Homes Inc	Bank of America Merrill Lynch	3,880
(6,265)	LGI Homes Inc	Barclays Bank	(23,618)
(6,478)	LGI Homes Inc	Goldman Sachs	14,122
(21,456)	LGI Homes Inc	HSBC	25,962
(4,162)	LGI Homes Inc	Morgan Stanley	(15,691)
(2,647)	Liberty Broadband Corp 'A'	Bank of America Merrill Lynch	(26,417)
(7,545)	Liberty Broadband Corp 'A'	Barclays Bank	(55,154)
(7,207)	Liberty Broadband Corp 'A'	Goldman Sachs	(69,986)
(12,430)	Liberty Broadband Corp 'A'	HSBC	(132,422)
(1,844)	Liberty Broadband Corp 'A'	Morgan Stanley	(13,480)
(436)	Liberty Broadband Corp 'C'	Bank of America Merrill Lynch	(3,793)
(7,941)	Liberty Broadband Corp 'C'	Barclays Bank	(49,472)
(2,920)	Liberty Broadband Corp 'C'	Goldman Sachs	(25,404)
(1,688)	Liberty Broadband Corp 'C'	HSBC	(16,998)
(13,401)	Liberty Broadband Corp 'C'	Morgan Stanley	(83,488)
26,447	Liberty Global Plc 'A'	Bank of America Merrill Lynch	48,398
59,849	Liberty Global Plc 'A'	Barclays Bank	101,743
29,031	Liberty Global Plc 'A'	Goldman Sachs	53,127
29,016	Liberty Global Plc 'A'	HSBC	89,184
42,141	Liberty Global Plc 'A'	Morgan Stanley	71,640
18,664	Liberty Latin America Ltd 'A'	Bank of America Merrill Lynch	14,371
5,113	Liberty Latin America Ltd 'A'	Barclays Bank	2,505
48,876	Liberty Latin America Ltd 'A'	Goldman Sachs	37,635
10,095	Liberty Latin America Ltd 'A'	HSBC	18,474
14,180	Liberty Latin America Ltd 'A'	Morgan Stanley	6,948
(35,591)	Liberty Latin America Ltd 'C'	Barclays Bank	(20,999)
(14,525)	Liberty Latin America Ltd 'C'	HSBC	(26,833)
(1,690)	Liberty Media Corp-Liberty Braves 'A'	Barclays Bank	(62)

保有高	銘柄	取引相手	未実現純評価益 /(損) (米ドル)
	米国(続き)		
(9,229)	Liberty Media Corp-Liberty Braves 'A'	Goldman Sachs	1,903
(8,944)	Liberty Media Corp-Liberty Braves 'C'	Barclays Bank	1,789
(28,669)	Liberty Media Corp-Liberty Braves 'C'	Goldman Sachs	-
(27,952)	Liberty Media Corp-Liberty Braves 'C'	Morgan Stanley	5,590
(3,001)	Liberty Media Corp-Liberty Formula One 'A'	Bank of America Merrill Lynch	(5,612)
(4,029)	Liberty Media Corp-Liberty Formula One 'A'	Barclays Bank	(6,164)
461	Liberty Media Corp-Liberty Formula One 'A'	Barclays Bank	705
(11,211)	Liberty Media Corp-Liberty Formula One 'A'	Goldman Sachs	(20,965)
(6,076)	Liberty Media Corp-Liberty Formula One 'A'	HSBC	(36,517)
(15,169)	Liberty Media Corp-Liberty Formula One 'C'	Barclays Bank	(17,540)
(26,525)	Liberty Media Corp-Liberty Formula One 'C'	Goldman Sachs	(59,732)
(27,382)	Liberty Media Corp-Liberty SiriusXM 'C'	Barclays Bank	(23,822)
2,473	Liberty Media Corp-Liberty SiriusXM 'C'	Barclays Bank	2,152
(44,048)	Liberty Media Corp-Liberty SiriusXM 'C'	HSBC	(118,930)
3,075	Liberty Media Corp-Liberty SiriusXM 'C'	HSBC	6,605
(7,323)	Liberty Media Corp-Liberty SiriusXM 'C'	Morgan Stanley	(6,371)
(5,285)	Liberty Oilfield Services Inc 'A'	Barclays Bank	(4,651)
(11,905)	Liberty Oilfield Services Inc 'A'	Goldman Sachs	(21,072)
(2,008)	Liberty Oilfield Services Inc 'A'	HSBC	(4,923)
(7,409)	Liberty TripAdvisor Holdings Inc 'A'	Goldman Sachs	704
(16,329)	Liberty TripAdvisor Holdings Inc 'A'	HSBC	2,694
(25,874)	Liberty TripAdvisor Holdings Inc 'A'	Morgan Stanley	2,717
4,034	Life Storage Inc (REIT)	Bank of America Merrill Lynch	7,751
19,994	Life Storage Inc (REIT)	Barclays Bank	97,171
12,998	Life Storage Inc (REIT)	Goldman Sachs	23,787
2,938	Life Storage Inc (REIT)	HSBC	16,952
9,586	Life Time Group Holdings Inc	Barclays Bank	7,381
(6,212)	LifeMD Inc	Bank of America Merrill Lynch	(1,305)
(13,528)	LifeMD Inc	Barclays Bank	(271)
12,856	LifeStance Health Group Inc	Barclays Bank	129
4,420	LifeStance Health Group Inc	Goldman Sachs	4,906
504	Lifetime Brands Inc	Bank of America Merrill Lynch	(10)
8,600	Lifetime Brands Inc	Barclays Bank	4,730
17,060	Lifetime Brands Inc	Morgan Stanley	9,383
1,541	Lifevantage Corp	Bank of America Merrill Lynch	170
32,012	Lifevantage Corp	Barclays Bank	5,442
15,873	Lifevantage Corp	Morgan Stanley	2,698
(2,322)	Ligand Pharmaceuticals Inc	Bank of America Merrill Lynch	(4,992)
(2,534)	Ligand Pharmaceuticals Inc	Barclays Bank	(13,608)
(505)	Ligand Pharmaceuticals Inc	HSBC	(3,858)
(1,212)	Ligand Pharmaceuticals Inc	Morgan Stanley	(6,508)

保有高	銘柄	取引相手	未実現純評価益 /(損) (米ドル)
	米国(続き)		
11,278	Lightning eMotors Inc	Barclays Bank	1,353
5,755	Lightning eMotors Inc	Morgan Stanley	691
(4,001)	Lightwave Logic Inc	Barclays Bank	(840)
(4,736)	Limelight Networks Inc	Barclays Bank	(521)
(6,813)	Limelight Networks Inc	Goldman Sachs	(2,385)
(23,382)	Limelight Networks Inc	HSBC	(8,184)
(366)	Limestone Bancorp Inc	Barclays Bank	(399)
(7,224)	Limestone Bancorp Inc	Goldman Sachs	(433)
(19,090)	Limoneira Co	Bank of America Merrill Lynch	(12,027)
(22,503)	Limoneira Co	Barclays Bank	(7,876)
(32,348)	Limoneira Co	Goldman Sachs	(20,379)
(10,711)	Limoneira Co	HSBC	(8,033)
(16,433)	Limoneira Co	Morgan Stanley	(5,752)
17,702	Lincoln Educational Services Corp	Bank of America Merrill Lynch	14,339
10,070	Lincoln Educational Services Corp	Goldman Sachs	8,157
31,287	Lincoln Educational Services Corp	HSBC	(5,945)
13,660	Lincoln Educational Services Corp	Morgan Stanley	12,977
(4,193)	Lincoln Electric Holdings Inc	Bank of America Merrill Lynch	(3,941)
(6,233)	Lincoln Electric Holdings Inc	Goldman Sachs	(5,859)
(1,629)	Lincoln Electric Holdings Inc	HSBC	3,111
11,078	Lincoln Electric Holdings Inc	HSBC	(21,159)
(1,114)	Lincoln Electric Holdings Inc	Morgan Stanley	(4,590)
2,397	Lincoln National Corp	Bank of America Merrill Lynch	10,841
21,791	Lincoln National Corp	Barclays Bank	82,370
32,303	Lincoln National Corp	Goldman Sachs	129,265
21,526	Lincoln National Corp	HSBC	53,155
6,917	Lincoln National Corp	Morgan Stanley	26,146
(29,246)	Lindblad Expeditions Holdings Inc	Barclays Bank	(51,765)
(3,783)	Lindblad Expeditions Holdings Inc	Goldman Sachs	(7,679)
4,716	Linde Plc	Barclays Bank	17,308
8,787	Linde Plc	Goldman Sachs	87,480
9,518	Linde Plc	HSBC	226,718
1,874	Linde Plc	Morgan Stanley	6,878
2,049	Lindsay Corp	Bank of America Merrill Lynch	2,084
4,864	Lindsay Corp	Barclays Bank	1,751
2,668	Lindsay Corp	Goldman Sachs	(943)
854	Lindsay Corp	HSBC	1,068
1,426	Lindsay Corp	Morgan Stanley	213
(63,597)	Lineage Cell Therapeutics Inc	Bank of America Merrill Lynch	(7,632)
(35,893)	Lineage Cell Therapeutics Inc	HSBC	(2,513)
4,137	Lions Gate Entertainment Corp 'A'	Bank of America Merrill Lynch	(6,702)
25,606	Lions Gate Entertainment Corp 'A'	Barclays Bank	(55,309)
11,486	Lions Gate Entertainment Corp 'A'	Goldman Sachs	(18,607)
4,101	Lions Gate Entertainment Corp 'A'	Morgan Stanley	(8,858)
(2,445)	Lions Gate Entertainment Corp 'B'	Bank of America Merrill Lynch	3,594

保有高	銘柄	取引相手	未実現純評価益 /(損) (米ドル)
	米国(続き)		
(1,190)	Lions Gate Entertainment Corp 'B'	Barclays Bank	2,356
(7,565)	Lions Gate Entertainment Corp 'B'	Goldman Sachs	11,121
(12,478)	Lions Gate Entertainment Corp 'B'	HSBC	37,684
(11,499)	Liquidia Corp	Barclays Bank	7,129
(30,118)	Liquidia Corp	Goldman Sachs	47,888
(3,848)	Liquidia Corp	Morgan Stanley	2,386
1,791	Liquidity Services Inc	Barclays Bank	(197)
957	Liquidity Services Inc	Goldman Sachs	57
3,968	Liquidity Services Inc	Morgan Stanley	(436)
386	Lithia Motors Inc	Bank of America Merrill Lynch	(1,576)
1,884	Lithia Motors Inc	Barclays Bank	28,917
1,964	Lithia Motors Inc	Goldman Sachs	6,422
235	Lithia Motors Inc	HSBC	3,466
1,417	Lithia Motors Inc	Morgan Stanley	26,994
(704)	Littelfuse Inc	Bank of America Merrill Lynch	(3,133)
867	Littelfuse Inc	Barclays Bank	1,734
(587)	Littelfuse Inc	Barclays Bank	(1,174)
4,860	Littelfuse Inc	Goldman Sachs	21,627
(442)	Littelfuse Inc	Goldman Sachs	(1,967)
97	Littelfuse Inc	HSBC	(352)
(155)	Littelfuse Inc	HSBC	(2,007)
(810)	Littelfuse Inc	Morgan Stanley	(1,620)
4,814	LivaNova Plc	Bank of America Merrill Lynch	2,239
3,683	LivaNova Plc	Barclays Bank	3,223
2,137	LivaNova Plc	Goldman Sachs	994
7,108	LivaNova Plc	HSBC	50,502
4,683	Live Nation Entertainment Inc	Bank of America Merrill Lynch	38,278
314	Live Nation Entertainment Inc	Barclays Bank	1,573
4,649	Live Nation Entertainment Inc	Goldman Sachs	33,798
11,265	Live Nation Entertainment Inc	HSBC	94,278
3,608	Live Nation Entertainment Inc	Morgan Stanley	18,076
(660)	Live Oak Bancshares Inc	Bank of America Merrill Lynch	(1,214)
(6,735)	Live Oak Bancshares Inc	Barclays Bank	(15,221)
(8,267)	Live Oak Bancshares Inc	Goldman Sachs	(15,211)
(2,069)	Live Oak Bancshares Inc	HSBC	5,959
(2,079)	Live Oak Bancshares Inc	Morgan Stanley	(4,699)
(326)	Livent Corp	Bank of America Merrill Lynch	(2,070)
(16,662)	Livent Corp	Barclays Bank	(51,819)
(7,471)	Livent Corp	Goldman Sachs	(47,441)
(26,464)	Livent Corp	HSBC	(130,003)
22,828	LiveOne Inc	Goldman Sachs	3,196
8,890	LiveOne Inc	Morgan Stanley	685
1,349	LivePerson Inc	Bank of America Merrill Lynch	189
25,902	LivePerson Inc	Barclays Bank	20,204
8,526	LivePerson Inc	Goldman Sachs	1,194

保有高	銘柄	取引相手	未実現純評価益 /(損) (米ドル)
	米国(続き)		
7,050	LivePerson Inc	HSBC	(3,274)
2,608	LivePerson Inc	Morgan Stanley	2,034
2,468	LiveRamp Holdings Inc	Bank of America Merrill Lynch	1,678
15,355	LiveRamp Holdings Inc	Barclays Bank	15,048
18,804	LiveRamp Holdings Inc	Goldman Sachs	11,096
4,253	LiveRamp Holdings Inc	HSBC	3,514
2,692	LiveRamp Holdings Inc	Morgan Stanley	2,638
(21,190)	LKQ Corp	Barclays Bank	(46,618)
(23,004)	LKQ Corp	Goldman Sachs	(12,883)
(2,135)	LKQ Corp	HSBC	1,885
(1,821)	LL Flooring Holdings Inc	Bank of America Merrill Lynch	(23)
(7,781)	LL Flooring Holdings Inc	Barclays Bank	(9,726)
(29,582)	LL Flooring Holdings Inc	Goldman Sachs	(32,887)
(2,652)	LL Flooring Holdings Inc	HSBC	318
17,169	loanDepot Inc 'A'	Barclays Bank	172
6,664	loanDepot Inc 'A'	Goldman Sachs	2,599
8,148	loanDepot Inc 'A'	HSBC	489
535	loanDepot Inc 'A'	Morgan Stanley	5
7,482	Local Bounti Corp	Barclays Bank	1,571
23,856	Local Bounti Corp	Goldman Sachs	(7,634)
31,756	Local Bounti Corp	HSBC	6,986
(1,823)	Loews Corp	Bank of America Merrill Lynch	(4,229)
(58,329)	Loews Corp	Barclays Bank	(76,220)
(78,607)	Loews Corp	Goldman Sachs	(182,368)
(24,441)	Loews Corp	HSBC	(57,192)
(3,536)	Loews Corp	Morgan Stanley	(4,435)
3,018	LogicBio Therapeutics Inc	Barclays Bank	59
4,588	LogicBio Therapeutics Inc	HSBC	(859)
1,235	LogicBio Therapeutics Inc	Morgan Stanley	24
(24,338)	Lordstown Motors Corp 'A'	Bank of America Merrill Lynch	7,788
(26,875)	Lordstown Motors Corp 'A'	Barclays Bank	3,494
(4,925)	Lordstown Motors Corp 'A'	Goldman Sachs	1,576
(3,156)	Lordstown Motors Corp 'A'	Morgan Stanley	410
2,429	Louisiana-Pacific Corp	Bank of America Merrill Lynch	2,891
(4,109)	Louisiana-Pacific Corp	Barclays Bank	(17,751)
(4,075)	Louisiana-Pacific Corp	Goldman Sachs	(7,430)
(6,314)	Louisiana-Pacific Corp	HSBC	27,327
(10,476)	Louisiana-Pacific Corp	Morgan Stanley	(45,256)
(1,934)	Lovesac Co	Bank of America Merrill Lynch	3,945
(1,304)	Lovesac Co	Barclays Bank	(4,955)
(840)	Lovesac Co	Goldman Sachs	1,714
(4,466)	Lovesac Co	HSBC	26,284
(390)	Lowe's Cos Inc	Bank of America Merrill Lynch	1,066
7,558	Lowe's Cos Inc	Barclays Bank	70,516
(1,086)	Lowe's Cos Inc	Goldman Sachs	(520)

保有高	銘柄	取引相手	未実現純評価益 /(損) (米ドル)
	米国(続き)		
4,102	Lowe's Cos Inc	Goldman Sachs	7,312
(3,618)	Lowe's Cos Inc	HSBC	(39,725)
(1,565)	Lowe's Cos Inc	Morgan Stanley	(12,063)
1,152	Loyalty Ventures Inc	Barclays Bank	(864)
(8,001)	Loyalty Ventures Inc	Barclays Bank	6,001
6,597	Loyalty Ventures Inc	Goldman Sachs	(2,771)
(8,502)	Loyalty Ventures Inc	Goldman Sachs	3,571
6,373	Loyalty Ventures Inc	HSBC	2,358
(3,139)	Loyalty Ventures Inc	HSBC	(1,161)
(2,601)	Loyalty Ventures Inc	Morgan Stanley	1,951
(580)	LPL Financial Holdings Inc	Bank of America Merrill Lynch	(3,109)
439	LPL Financial Holdings Inc	Bank of America Merrill Lynch	10,098
795	LPL Financial Holdings Inc	Barclays Bank	12,903
(6,658)	LPL Financial Holdings Inc	Goldman Sachs	(195,013)
1,219	LPL Financial Holdings Inc	Morgan Stanley	19,784
16,001	LSI Industries Inc	Barclays Bank	1,600
5,432	LSI Industries Inc	Goldman Sachs	(760)
6,085	LSI Industries Inc	HSBC	(2,251)
9,367	LSI Industries Inc	Morgan Stanley	937
(79,594)	LTC Properties Inc (REIT)	Barclays Bank	(101,880)
(10,129)	LTC Properties Inc (REIT)	Morgan Stanley	(12,965)
4,016	Lucira Health Inc	Barclays Bank	(161)
4,133	Lucira Health Inc	HSBC	(2,025)
(1,110)	Lululemon Athletica Inc	Barclays Bank	(23,165)
(585)	Lululemon Athletica Inc	HSBC	(327)
(2,235)	Lululemon Athletica Inc	Morgan Stanley	(46,644)
(7,465)	Lulu's Fashion Lounge Holdings Inc	Goldman Sachs	(71,888)
1,025	Lumen Technologies Inc	Bank of America Merrill Lynch	738
(13,077)	Lumen Technologies Inc	Bank of America Merrill Lynch	(6,516)
22,734	Lumen Technologies Inc	Barclays Bank	21,370
(15,366)	Lumen Technologies Inc	Barclays Bank	(14,444)
(15,745)	Lumen Technologies Inc	Goldman Sachs	(11,336)
61,878	Lumen Technologies Inc	HSBC	76,729
14,670	Lumen Technologies Inc	Morgan Stanley	13,790
(7,865)	Lumen Technologies Inc	Morgan Stanley	(7,393)
(1,537)	Lumentum Holdings Inc	Barclays Bank	1,691
(11,447)	Lumentum Holdings Inc	Goldman Sachs	13,736
1,601	Lumentum Holdings Inc	Goldman Sachs	(1,921)
(3,149)	Lumentum Holdings Inc	HSBC	3,275
1,731	Lumentum Holdings Inc	Morgan Stanley	(1,904)
(109,616)	Luminar Technologies Inc	Barclays Bank	(41,654)
(1,800)	Lumos Pharma Inc	Bank of America Merrill Lynch	(288)
(9,318)	Lumos Pharma Inc	Barclays Bank	3,261
(10)	Lumos Pharma Inc	Goldman Sachs	(2)
(23,874)	Luna Innovations Inc	Bank of America Merrill Lynch	(10,505)

保有高	銘柄	取引相手	未実現純評価益 /(損) (米ドル)
	米国(続き)		
(45,087)	Luna Innovations Inc	Barclays Bank	(18,937)
(52,708)	Luna Innovations Inc	Goldman Sachs	(23,192)
(47,066)	Luna Innovations Inc	HSBC	(48,007)
(12,954)	Luna Innovations Inc	Morgan Stanley	(5,441)
48,599	Luther Burbank Corp	Bank of America Merrill Lynch	21,870
10,292	Luther Burbank Corp	Barclays Bank	2,985
21,960	Luther Burbank Corp	Goldman Sachs	9,882
7,686	Luther Burbank Corp	HSBC	461
20,468	Luther Burbank Corp	Morgan Stanley	5,936
(5,073)	Luxfer Holdings Plc	Barclays Bank	(3,145)
(6,387)	Luxfer Holdings Plc	Goldman Sachs	(6,515)
(1,187)	Luxfer Holdings Plc	HSBC	(997)
(10,310)	Luxfer Holdings Plc	Morgan Stanley	(6,392)
3,064	LXP Industrial Trust (REIT)	Bank of America Merrill Lynch	(61)
(24,442)	LXP Industrial Trust (REIT)	Barclays Bank	(6,599)
(30,341)	LXP Industrial Trust (REIT)	Goldman Sachs	607
8,644	LXP Industrial Trust (REIT)	Goldman Sachs	2,740
(13,327)	LXP Industrial Trust (REIT)	HSBC	(3,598)
31,906	LXP Industrial Trust (REIT)	HSBC	9,024
(31,854)	LXP Industrial Trust (REIT)	Morgan Stanley	(8,601)
12,314	LXP Industrial Trust (REIT)	Morgan Stanley	3,325
(5,263)	Lyell Immunopharma Inc	HSBC	4,789
(769)	Lyft Inc 'A'	Bank of America Merrill Lynch	1,192
(6,300)	Lyft Inc 'A'	HSBC	6,426
15,082	Lyft Inc 'A'	HSBC	(15,384)
(6,087)	Lyft Inc 'A'	Morgan Stanley	15,948
(7,037)	LyondellBasell Industries NV 'A'	Barclays Bank	(66,922)
(8,514)	LyondellBasell Industries NV 'A'	Morgan Stanley	(80,968)
(5,016)	M&T Bank Corp	Barclays Bank	(47,050)
(4,334)	M&T Bank Corp	Goldman Sachs	(56,785)
(10,169)	M&T Bank Corp	HSBC	(100,493)
(4,660)	M/I Homes Inc	Bank of America Merrill Lynch	(12,037)
(7,434)	M/I Homes Inc	Barclays Bank	(19,031)
(1,854)	M/I Homes Inc	Goldman Sachs	(3,302)
(13,489)	M/I Homes Inc	HSBC	(10,456)
(4,115)	M/I Homes Inc	Morgan Stanley	(8,000)
47,518	Macatawa Bank Corp	Barclays Bank	15,919
82,386	Macatawa Bank Corp	Goldman Sachs	17,713
62,288	Macatawa Bank Corp	HSBC	12,146
57,601	Macatawa Bank Corp	Morgan Stanley	19,296
(4,276)	Macerich Co (REIT)	Barclays Bank	(812)
(8,769)	Macerich Co (REIT)	Goldman Sachs	9,646
(27,874)	Macerich Co (REIT)	HSBC	36,248
4,179	MACOM Technology Solutions Holdings Inc	Bank of America Merrill Lynch	12,788
(451)	MACOM Technology Solutions Holdings Inc	Bank of America Merrill Lynch	(1,380)

保有高	銘柄	取引相手	未実現純評価益 /(損) (米ドル)
	米国(続き)		
2,195	MACOM Technology Solutions Holdings Inc	Barclays Bank	5,136
(14,851)	MACOM Technology Solutions Holdings Inc	Barclays Bank	(34,751)
(6,693)	MACOM Technology Solutions Holdings Inc	Goldman Sachs	(21,097)
1,294	MACOM Technology Solutions Holdings Inc	Goldman Sachs	3,960
3,497	MACOM Technology Solutions Holdings Inc	HSBC	14,722
(2,091)	MACOM Technology Solutions Holdings Inc	HSBC	(11,175)
(20,749)	MACOM Technology Solutions Holdings Inc	Morgan Stanley	(48,553)
(20,174)	Macquarie Infrastructure Holdings LLC	Barclays Bank	-
10,698	MacroGenics Inc	Bank of America Merrill Lynch	(7,629)
31,177	MacroGenics Inc	Barclays Bank	(11,867)
15,168	MacroGenics Inc	Goldman Sachs	(9,708)
15,985	MacroGenics Inc	HSBC	(12,308)
6,903	MacroGenics Inc	Morgan Stanley	(3,244)
(18,305)	Macy's Inc	Bank of America Merrill Lynch	(40,271)
5,447	Macy's Inc	Bank of America Merrill Lynch	11,983
(9,830)	Macy's Inc	Barclays Bank	(46,693)
(29,960)	Macy's Inc	Goldman Sachs	(64,362)
10,104	Macy's Inc	Goldman Sachs	22,229
(7,758)	Macy's Inc	HSBC	(5,741)
11,032	Macy's Inc	HSBC	9,975
(3,488)	Macy's Inc	Morgan Stanley	(16,568)
1,797	Macy's Inc	Morgan Stanley	8,536
(7,867)	Madison Square Garden Sports Corp	Barclays Bank	14,082
(3,473)	Madison Square Garden Sports Corp	Goldman Sachs	(35,031)
(833)	Madison Square Garden Sports Corp	Morgan Stanley	1,491
(309)	Madrigal Pharmaceuticals Inc	Barclays Bank	(74)
(1,125)	Madrigal Pharmaceuticals Inc	Goldman Sachs	23
(1,672)	Madrigal Pharmaceuticals Inc	HSBC	(10,993)
8,377	Magenta Therapeutics Inc	Barclays Bank	(377)
11,635	Magenta Therapeutics Inc	Goldman Sachs	582
2,673	Magenta Therapeutics Inc	HSBC	53
(9,033)	Magnite Inc	Bank of America Merrill Lynch	(9,485)
(26,850)	Magnite Inc	HSBC	(50,745)
(5,173)	Magnite Inc	Morgan Stanley	(1,914)
(61,468)	Magnolia Oil & Gas Corp 'A'	Barclays Bank	(183,174)
(64,676)	Magnolia Oil & Gas Corp 'A'	Goldman Sachs	(304,624)
(36,409)	Magnolia Oil & Gas Corp 'A'	HSBC	(204,619)
(24,711)	Magnolia Oil & Gas Corp 'A'	Morgan Stanley	(73,639)
(23,477)	Maiden Holdings Ltd	Barclays Bank	(7,043)
(11,151)	Maiden Holdings Ltd	Goldman Sachs	(1,450)
(27,121)	Maiden Holdings Ltd	HSBC	(3,797)
(2,659)	MainStreet Bancshares Inc	Barclays Bank	1,742
(1,239)	MainStreet Bancshares Inc	Goldman Sachs	(19)
(25,082)	MainStreet Bancshares Inc	Morgan Stanley	16,429
5,822	Malibu Boats Inc 'A'	Barclays Bank	19,154

保有高	銘柄	取引相手	未実現純評価益 /(損) (米ドル)
	米国(続き)		
4,474	Malibu Boats Inc 'A'	Goldman Sachs	(3,534)
6,207	Malibu Boats Inc 'A'	HSBC	36,621
(2,387)	Malvern Bancorp Inc	Barclays Bank	(561)
(1,994)	Malvern Bancorp Inc	Goldman Sachs	(688)
(10,216)	Malvern Bancorp Inc	HSBC	868
2,584	Mammoth Energy Services Inc	Barclays Bank	439
13,963	Mammoth Energy Services Inc	HSBC	3,630
4,181	Mammoth Energy Services Inc	Morgan Stanley	711
(36,042)	Mandiant Inc	Goldman Sachs	(5,046)
8,578	Manhattan Associates Inc	Barclays Bank	21,874
3,999	Manhattan Associates Inc	Goldman Sachs	10,638
5,911	Manhattan Associates Inc	HSBC	15,250
6,092	Manhattan Associates Inc	Morgan Stanley	15,535
16,568	Manitowoc Co Inc	Bank of America Merrill Lynch	21,373
19,840	Manitowoc Co Inc	Barclays Bank	19,642
12,034	Manitowoc Co Inc	Goldman Sachs	15,524
32,148	Manitowoc Co Inc	HSBC	45,107
6,868	Manitowoc Co Inc	Morgan Stanley	6,799
(7,631)	Manning & Napier Inc	Bank of America Merrill Lynch	(3,587)
(5,533)	Manning & Napier Inc	Barclays Bank	(2,877)
(20,125)	Manning & Napier Inc	HSBC	(1,651)
(9,480)	Manning & Napier Inc	Morgan Stanley	(4,930)
(13,941)	MannKind Corp	Barclays Bank	(3,346)
(68,127)	MannKind Corp	Goldman Sachs	(91,971)
(9,681)	MannKind Corp	HSBC	(15,877)
6,744	ManpowerGroup Inc	Bank of America Merrill Lynch	(20,974)
5,821	ManpowerGroup Inc	Barclays Bank	(20,898)
4,852	ManpowerGroup Inc	Goldman Sachs	(15,090)
11,120	ManpowerGroup Inc	HSBC	(79,952)
5,290	ManpowerGroup Inc	Morgan Stanley	(18,991)
(9,056)	Marathon Digital Holdings Inc	Bank of America Merrill Lynch	(1,268)
(27,012)	Marathon Digital Holdings Inc	Barclays Bank	(14,317)
(12,535)	Marathon Digital Holdings Inc	Goldman Sachs	(1,755)
5,438	Marathon Oil Corp	Bank of America Merrill Lynch	24,362
24,852	Marathon Oil Corp	Barclays Bank	107,609
139,794	Marathon Oil Corp	Goldman Sachs	626,277
6,752	Marathon Oil Corp	HSBC	55,772
11,566	Marathon Oil Corp	Morgan Stanley	50,081
(37,980)	Marathon Petroleum Corp	Barclays Bank	(282,951)
(41,427)	Marathon Petroleum Corp	Goldman Sachs	(326,859)
(2,376)	Marathon Petroleum Corp	HSBC	(26,356)
(4,464)	Marathon Petroleum Corp	Morgan Stanley	(30,814)
(4,029)	Maravai LifeSciences Holdings Inc 'A'	Bank of America Merrill Lynch	242
(8,596)	Maravai LifeSciences Holdings Inc 'A'	Barclays Bank	29,742
(893)	Maravai LifeSciences Holdings Inc 'A'	Goldman Sachs	1,806

保有高	銘柄	取引相手	未実現純評価益 /(損) (米ドル)
	米国(続き)		
(3,044)	Maravai LifeSciences Holdings Inc 'A'	HSBC	(6,652)
(2,715)	Maravai LifeSciences Holdings Inc 'A'	Morgan Stanley	9,394
1,057	Marchex Inc 'B'	Bank of America Merrill Lynch	(222)
56,414	Marchex Inc 'B'	Goldman Sachs	(11,847)
43,305	Marchex Inc 'B'	Morgan Stanley	(8,228)
39,658	Marcus & Millichap Inc	Barclays Bank	2,379
(3,713)	Marcus Corp	Barclays Bank	(5,607)
(17,419)	Marcus Corp	HSBC	(21,425)
(15,891)	Marine Products Corp	Barclays Bank	(3,814)
(4,270)	Marine Products Corp	Goldman Sachs	2,818
(4,752)	Marine Products Corp	HSBC	2,091
(8,372)	Marine Products Corp	Morgan Stanley	(2,009)
9,784	MarineMax Inc	Barclays Bank	16,633
937	MarineMax Inc	HSBC	(3,476)
6,404	MarineMax Inc	Morgan Stanley	10,887
(11,351)	Marinus Pharmaceuticals Inc	Barclays Bank	4,767
(305)	Markel Corp	Bank of America Merrill Lynch	(15,906)
(2,242)	Markel Corp	Barclays Bank	(58,113)
(638)	Markel Corp	Goldman Sachs	(33,272)
(874)	Markel Corp	HSBC	(78,826)
(1,528)	Markel Corp	Morgan Stanley	(39,606)
1,621	MarketAxess Holdings Inc	Bank of America Merrill Lynch	29,956
746	MarketAxess Holdings Inc	Barclays Bank	(4,827)
633	MarketAxess Holdings Inc	Goldman Sachs	11,698
669	MarketAxess Holdings Inc	HSBC	12,959
1,450	MarketAxess Holdings Inc	Morgan Stanley	(9,382)
(43,078)	Markforged Holding Corp	Barclays Bank	5,169
(42,200)	Markforged Holding Corp	HSBC	16,458
25,557	Marqeta Inc 'A'	Barclays Bank	26,579
(3,465)	Marqeta Inc 'A'	Barclays Bank	(3,604)
3,376	Marqeta Inc 'A'	Goldman Sachs	6,955
(14,322)	Marqeta Inc 'A'	Goldman Sachs	(29,503)
(3,354)	Marqeta Inc 'A'	HSBC	(11,940)
(5,166)	Marqeta Inc 'A'	Morgan Stanley	(5,373)
2,090	Marriott International Inc 'A'	Barclays Bank	25,749
1,843	Marriott International Inc 'A'	Goldman Sachs	12,418
3,993	Marriott International Inc 'A'	HSBC	25,675
2,722	Marriott International Inc 'A'	Morgan Stanley	33,535
1,372	Marriott Vacations Worldwide Corp	Barclays Bank	9,522
9,201	Marriott Vacations Worldwide Corp	Goldman Sachs	54,562
4,661	Marriott Vacations Worldwide Corp	HSBC	60,686
6,091	Marriott Vacations Worldwide Corp	Morgan Stanley	42,272
22,230	Marsh & McLennan Cos Inc	Barclays Bank	147,607
15,631	Marsh & McLennan Cos Inc	Goldman Sachs	8,157
6,184	Marsh & McLennan Cos Inc	HSBC	43,936

保有高	銘柄	取引相手	未実現純評価益 /(損) (米ドル)
	米国(続き)		
490	Marsh & McLennan Cos Inc	Morgan Stanley	3,254
67,098	Marten Transport Ltd	Barclays Bank	(4,697)
54,642	Marten Transport Ltd	Goldman Sachs	(13,661)
2,916	Martin Marietta Materials Inc	Bank of America Merrill Lynch	33,389
6,727	Martin Marietta Materials Inc	Barclays Bank	31,482
3,019	Martin Marietta Materials Inc	Goldman Sachs	36,512
5,373	Martin Marietta Materials Inc	HSBC	41,604
2,713	Martin Marietta Materials Inc	Morgan Stanley	12,697
858	Marvell Technology Inc	Bank of America Merrill Lynch	3,303
4,452	Marvell Technology Inc	Barclays Bank	18,788
3,325	Marvell Technology Inc	Goldman Sachs	7,422
19,970	Marvell Technology Inc	HSBC	109,711
6,090	Marvell Technology Inc	Morgan Stanley	25,699
4,149	Masco Corp	Bank of America Merrill Lynch	6,748
43,573	Masco Corp	Barclays Bank	71,895
16,112	Masco Corp	Goldman Sachs	18,046
33,047	Masco Corp	HSBC	87,929
25,217	Masco Corp	Morgan Stanley	41,608
2,151	Masimo Corp	Barclays Bank	2,452
4,546	Masimo Corp	HSBC	104,285
(3,187)	Masonite International Corp	Barclays Bank	(17,879)
(10,673)	Masonite International Corp	Goldman Sachs	(78,340)
2,607	MasTec Inc	Bank of America Merrill Lynch	15,720
3,694	MasTec Inc	Goldman Sachs	22,275
13,413	MasTec Inc	HSBC	127,557
13,169	MasTec Inc	Morgan Stanley	60,709
4,034	Mastech Digital Inc	Bank of America Merrill Lynch	(2,420)
3,208	Mastech Digital Inc	Barclays Bank	(962)
3,555	Mastech Digital Inc	HSBC	(2,417)
2,133	Mastech Digital Inc	Morgan Stanley	(640)
(2,778)	Mastercard Inc 'A'	Barclays Bank	(24,516)
(4,660)	Mastercard Inc 'A'	Goldman Sachs	(119,125)
(3,196)	Mastercard Inc 'A'	Morgan Stanley	(25,728)
(3,787)	MasterCraft Boat Holdings Inc	Barclays Bank	(4,128)
(13,567)	MasterCraft Boat Holdings Inc	Goldman Sachs	8,547
(6,380)	MasterCraft Boat Holdings Inc	HSBC	6,252
(9,542)	Matador Resources Co	Barclays Bank	(107,920)
19,788	Matador Resources Co	Barclays Bank	223,802
(7,824)	Matador Resources Co	Goldman Sachs	(112,353)
9,785	Matador Resources Co	Goldman Sachs	140,513
(17,591)	Matador Resources Co	HSBC	(298,116)
5,760	Matador Resources Co	HSBC	96,678
(2,792)	Matador Resources Co	Morgan Stanley	(31,578)
1,030	Match Group Inc	Bank of America Merrill Lynch	3,317
(11,794)	Match Group Inc	Goldman Sachs	(37,977)

保有高	銘柄	取引相手	未実現純評価益 /(損) (米ドル)
	米国(続き)		
821	Match Group Inc	Goldman Sachs	2,644
(1,324)	Match Group Inc	HSBC	(10,936)
395	Materion Corp	Bank of America Merrill Lynch	1,875
416	Materion Corp	Barclays Bank	1,768
2,074	Materion Corp	Goldman Sachs	5,309
553	Materion Corp	HSBC	2,032
537	Materion Corp	Morgan Stanley	1,795
3,475	Matrix Service Co	Bank of America Merrill Lynch	3,684
9,654	Matrix Service Co	Barclays Bank	6,951
58,903	Matrix Service Co	Goldman Sachs	62,437
15,908	Matrix Service Co	HSBC	(6,681)
22,684	Matrix Service Co	Morgan Stanley	16,332
588	Matson Inc	Bank of America Merrill Lynch	3,021
(9,018)	Matson Inc	Barclays Bank	(31,834)
8,302	Matson Inc	Barclays Bank	29,306
(4,165)	Matson Inc	Goldman Sachs	(12,079)
(958)	Matson Inc	HSBC	(3,290)
(587)	Matson Inc	Morgan Stanley	(2,072)
15,029	Mattel Inc	Bank of America Merrill Lynch	(16,682)
6,969	Mattel Inc	Barclays Bank	10,663
(6,076)	Mattel Inc	Barclays Bank	(9,296)
4,390	Mattel Inc	Goldman Sachs	(412)
(23,563)	Mattel Inc	Goldman Sachs	4,861
(18,160)	Mattel Inc	HSBC	678
608	Mattel Inc	Morgan Stanley	930
(2,020)	Matthews International Corp 'A'	Bank of America Merrill Lynch	(2,788)
(9,986)	Matthews International Corp 'A'	Barclays Bank	(10,885)
(18,956)	Matthews International Corp 'A'	Goldman Sachs	(26,159)
(21,613)	Matthews International Corp 'A'	HSBC	(36,310)
(1,088)	Matthews International Corp 'A'	Morgan Stanley	(1,186)
15,957	Maui Land & Pineapple Co Inc	Barclays Bank	(3,511)
473	Maui Land & Pineapple Co Inc	Morgan Stanley	(104)
(14,460)	Maxar Technologies Inc	Barclays Bank	(62,901)
(9,127)	Maxar Technologies Inc	Goldman Sachs	(10,679)
(5,300)	Maxar Technologies Inc	HSBC	(7,367)
3,051	MaxCyte Inc	Bank of America Merrill Lynch	549
6,864	MaxCyte Inc	Barclays Bank	137
5,148	MaxCyte Inc	Goldman Sachs	927
9,831	MaxCyte Inc	HSBC	(2,065)
5,632	MaxCyte Inc	Morgan Stanley	113
(17,310)	Maximus Inc	Bank of America Merrill Lynch	(4,500)
(34,209)	Maximus Inc	Barclays Bank	(10,947)
(28,087)	Maximus Inc	Goldman Sachs	(7,302)
(28,688)	Maximus Inc	HSBC	77,744
(4,567)	Maximus Inc	Morgan Stanley	(1,461)

保有高	銘柄	取引相手	未実現純評価益 /(損) (米ドル)
	米国(続き)		
6,734	MaxLinear Inc	Bank of America Merrill Lynch	(12,727)
20,287	MaxLinear Inc	Barclays Bank	25,968
16,026	MaxLinear Inc	Goldman Sachs	(30,289)
12,354	MaxLinear Inc	HSBC	(20,672)
28,523	MaxLinear Inc	Morgan Stanley	36,509
9,675	Mayville Engineering Co Inc	Bank of America Merrill Lynch	7,526
16,071	Mayville Engineering Co Inc	Barclays Bank	8,467
6,416	Mayville Engineering Co Inc	Goldman Sachs	6,929
10,084	Mayville Engineering Co Inc	HSBC	6,555
7,066	Mayville Engineering Co Inc	Morgan Stanley	3,250
(28,655)	MBIA Inc	Morgan Stanley	(19,772)
6,341	McCormick & Co Inc	Bank of America Merrill Lynch	(15,066)
32,493	McCormick & Co Inc	Barclays Bank	(19,007)
34,718	McCormick & Co Inc	Goldman Sachs	(240,889)
7,711	McCormick & Co Inc	HSBC	10,761
(687)	McDonald's Corp	Bank of America Merrill Lynch	(4,183)
(2,804)	McDonald's Corp	Barclays Bank	(34,012)
(21,003)	McDonald's Corp	Goldman Sachs	(127,908)
(15,933)	McDonald's Corp	HSBC	(85,436)
(957)	McDonald's Corp	Morgan Stanley	(11,608)
(9,967)	McGrath RentCorp	Barclays Bank	1,595
1,069	McKesson Corp	Bank of America Merrill Lynch	8,248
11,853	McKesson Corp	Barclays Bank	8,416
9,012	McKesson Corp	Goldman Sachs	8,953
599	McKesson Corp	HSBC	5,689
58,099	MDC Holdings Inc	Barclays Bank	117,941
30,190	MDC Holdings Inc	Goldman Sachs	27,775
14,234	MDC Holdings Inc	HSBC	(712)
2,764	MDC Holdings Inc	Morgan Stanley	5,611
(12,667)	MDU Resources Group Inc	Bank of America Merrill Lynch	(8,728)
4,591	MDU Resources Group Inc	Bank of America Merrill Lynch	3,030
(38,339)	MDU Resources Group Inc	Barclays Bank	(13,035)
9,369	MDU Resources Group Inc	Barclays Bank	3,185
(4,421)	MDU Resources Group Inc	Goldman Sachs	(984)
4,685	MDU Resources Group Inc	Goldman Sachs	3,092
(37,734)	MDU Resources Group Inc	HSBC	(47,126)
13,218	MDU Resources Group Inc	HSBC	25,956
(27,319)	MDU Resources Group Inc	Morgan Stanley	(9,288)
(15,260)	Medallion Financial Corp	Barclays Bank	(5,799)
(18,888)	Medallion Financial Corp	Goldman Sachs	(1,700)
2,633	MediaAlpha Inc 'A'	Bank of America Merrill Lynch	418
1,897	MediaAlpha Inc 'A'	Barclays Bank	645
2,202	MediaAlpha Inc 'A'	Goldman Sachs	624
13,775	MediaAlpha Inc 'A'	HSBC	(13,222)
5,343	MediaAlpha Inc 'A'	Morgan Stanley	2,333

保有高	銘柄	取引相手	未実現純評価益 /(損) (米ドル)
	米国(続き)		
(1,350)	Medical Properties Trust Inc (REIT)	Bank of America Merrill Lynch	(515)
5,188	Medical Properties Trust Inc (REIT)	Bank of America Merrill Lynch	2,335
(1,416)	Medical Properties Trust Inc (REIT)	Barclays Bank	(595)
(46,670)	Medical Properties Trust Inc (REIT)	Goldman Sachs	(21,261)
(18,096)	Medical Properties Trust Inc (REIT)	HSBC	(11,562)
50,209	Medical Properties Trust Inc (REIT)	HSBC	33,640
976	MediciNova Inc	HSBC	(59)
2,431	Medifast Inc	Barclays Bank	8,849
3,034	Medifast Inc	Goldman Sachs	15,868
345	Medifast Inc	HSBC	(1,154)
361	Medifast Inc	Morgan Stanley	3,822
(19,773)	MEDNAX Inc	Barclays Bank	(17,203)
(7,220)	MEDNAX Inc	Goldman Sachs	(7,148)
231	Medpace Holdings Inc	Bank of America Merrill Lynch	1,268
3,898	Medpace Holdings Inc	Barclays Bank	45,879
5,060	Medpace Holdings Inc	Goldman Sachs	27,780
(219)	Medpace Holdings Inc	Goldman Sachs	(1,202)
1,608	Medpace Holdings Inc	HSBC	23,509
(944)	Medpace Holdings Inc	HSBC	(13,801)
7,394	Medtronic Plc	Bank of America Merrill Lynch	(21,062)
11,461	Medtronic Plc	Barclays Bank	(51,868)
13,700	Medtronic Plc	Goldman Sachs	(54,800)
14,663	Medtronic Plc	HSBC	(35,845)
5,317	Medtronic Plc	Morgan Stanley	(11,207)
49,146	MEI Pharma Inc	Barclays Bank	722
34,195	MEI Pharma Inc	Goldman Sachs	(434)
(17,147)	MeiraGTx Holdings Plc	Barclays Bank	(5,316)
48	MercadoLibre Inc	Bank of America Merrill Lynch	172
1,080	MercadoLibre Inc	Barclays Bank	3,121
404	MercadoLibre Inc	Goldman Sachs	1,228
221	MercadoLibre Inc	HSBC	1,370
314	MercadoLibre Inc	Morgan Stanley	908
24,414	Mercantile Bank Corp	Bank of America Merrill Lynch	20,756
990	Mercantile Bank Corp	Barclays Bank	931
8,602	Mercantile Bank Corp	Goldman Sachs	7,459
5,450	Mercantile Bank Corp	HSBC	4,975
3,978	Mercantile Bank Corp	Morgan Stanley	2,421
31,435	Merchants Bancorp	HSBC	66,957
39,683	Merchants Bancorp	Morgan Stanley	37,699
1,028	Merck & Co Inc	Bank of America Merrill Lynch	(1,800)
13,378	Merck & Co Inc	Barclays Bank	(37,325)
8,959	Merck & Co Inc	Goldman Sachs	(11,468)
17,227	Merck & Co Inc	HSBC	37,725
8,176	Merck & Co Inc	Morgan Stanley	(22,625)
(3,975)	Mercury General Corp	Goldman Sachs	(4,373)

保有高	銘柄	取引相手	未実現純評価益 /(損) (米ドル)
	米国(続き)		
1,998	Mercury General Corp	HSBC	1,339
(5,220)	Mercury General Corp	Morgan Stanley	(5,116)
5,743	Mercury Systems Inc	Goldman Sachs	3,676
(17,129)	Meridian Bioscience Inc	Barclays Bank	(24,666)
(11,665)	Meridian Bioscience Inc	Goldman Sachs	(32,545)
(3,201)	Meridian Bioscience Inc	HSBC	(11,136)
(1,841)	Meridian Bioscience Inc	Morgan Stanley	(2,651)
6,234	Meridian Corp	Bank of America Merrill Lynch	4,146
18,269	Meridian Corp	Barclays Bank	21,466
800	Meridian Corp	Goldman Sachs	532
14,407	Meridian Corp	HSBC	9,004
8,803	Meridian Corp	Morgan Stanley	10,344
(1,152)	MeridianLink Inc	Barclays Bank	150
(9,175)	MeridianLink Inc	Goldman Sachs	(9,769)
(8,106)	MeridianLink Inc	HSBC	(17,590)
594	Merit Medical Systems Inc	Bank of America Merrill Lynch	689
21,396	Merit Medical Systems Inc	Barclays Bank	21,610
14,759	Merit Medical Systems Inc	Goldman Sachs	18,481
3,206	Merit Medical Systems Inc	HSBC	15,596
2,628	Merit Medical Systems Inc	Morgan Stanley	2,827
(3,018)	Meritage Homes Corp	Bank of America Merrill Lynch	(5,857)
1,883	Meritage Homes Corp	Bank of America Merrill Lynch	6,251
(25,114)	Meritage Homes Corp	Barclays Bank	(133,286)
13,834	Meritage Homes Corp	Barclays Bank	73,182
(13,421)	Meritage Homes Corp	Goldman Sachs	(32,362)
4,331	Meritage Homes Corp	Goldman Sachs	12,260
(20,467)	Meritage Homes Corp	HSBC	(50,756)
6,315	Meritage Homes Corp	HSBC	9,995
(7,063)	Meritage Homes Corp	Morgan Stanley	(37,363)
29,689	Mersana Therapeutics Inc	Barclays Bank	(3,563)
43,235	Mersana Therapeutics Inc	Goldman Sachs	5,188
18,737	Mersana Therapeutics Inc	HSBC	1,124
(10,469)	Mesa Air Group Inc	Barclays Bank	(3,036)
(9,526)	Mesa Air Group Inc	HSBC	(191)
(23,696)	Mesa Air Group Inc	Morgan Stanley	(6,872)
(414)	Mesa Laboratories Inc	Bank of America Merrill Lynch	(2,857)
(2,100)	Mesa Laboratories Inc	Barclays Bank	(16,716)
(3,674)	Mesa Laboratories Inc	Goldman Sachs	(25,351)
(1,939)	Mesa Laboratories Inc	HSBC	5,003
(65)	Mesa Laboratories Inc	Morgan Stanley	(517)
(5,701)	Meta Financial Group Inc	Bank of America Merrill Lynch	(15,393)
(18,503)	Meta Financial Group Inc	Barclays Bank	(38,486)
(4,203)	Meta Financial Group Inc	HSBC	(6,809)
(19,516)	Meta Financial Group Inc	Morgan Stanley	(40,593)
(777)	Meta Platforms Inc 'A'	Bank of America Merrill Lynch	4,841

保有高	銘柄	取引相手	未実現純評価益 /(損) (米ドル)
	米国(続き)		
(3,067)	Meta Platforms Inc 'A'	Goldman Sachs	7,788
(4,703)	Meta Platforms Inc 'A'	HSBC	11,287
(99)	Meta Platforms Inc 'A'	Morgan Stanley	(1,003)
(18,787)	Method Electronics Inc	Barclays Bank	(33,629)
(25,759)	Method Electronics Inc	Goldman Sachs	(3,091)
(16,622)	Method Electronics Inc	HSBC	(14,461)
6,982	MetLife Inc	Bank of America Merrill Lynch	24,856
136,271	MetLife Inc	Barclays Bank	440,155
41,300	MetLife Inc	Goldman Sachs	149,223
15,816	MetLife Inc	HSBC	37,527
49,550	MetLife Inc	Morgan Stanley	160,047
(25,914)	Metrocity Bankshares Inc	Barclays Bank	(8,552)
(17,328)	Metrocity Bankshares Inc	Goldman Sachs	(7,624)
(10,748)	MetroMile Inc	Bank of America Merrill Lynch	(1,692)
(84,216)	MetroMile Inc	Barclays Bank	(7,579)
(2,277)	Metropolitan Bank Holding Corp	Barclays Bank	(2,163)
(14,754)	Metropolitan Bank Holding Corp	Goldman Sachs	28,180
(10,560)	Metropolitan Bank Holding Corp	HSBC	124,925
588	Mettler-Toledo International Inc	Barclays Bank	34,921
1,030	Mettler-Toledo International Inc	Goldman Sachs	75,561
1,636	Mettler-Toledo International Inc	HSBC	181,269
33	Mettler-Toledo International Inc	Morgan Stanley	1,960
(26,197)	MFA Financial Inc (REIT)	Bank of America Merrill Lynch	-
(1,740)	MFA Financial Inc (REIT)	Barclays Bank	(400)
(59,144)	MFA Financial Inc (REIT)	Goldman Sachs	(1,795)
(12,214)	MFA Financial Inc (REIT)	HSBC	(2,531)
(9,037)	MGE Energy Inc	Barclays Bank	5,332
(23,372)	MGE Energy Inc	HSBC	30,617
(30,309)	MGE Energy Inc	Morgan Stanley	17,882
14,105	MGIC Investment Corp	Bank of America Merrill Lynch	10,297
12,484	MGIC Investment Corp	Barclays Bank	5,243
14,289	MGIC Investment Corp	Goldman Sachs	10,431
14,364	MGIC Investment Corp	Morgan Stanley	6,033
(19,715)	MGM Resorts International	Bank of America Merrill Lynch	(8,851)
(18,131)	MGM Resorts International	Barclays Bank	(28,103)
(52,569)	MGM Resorts International	Goldman Sachs	(4,731)
(39,453)	MGM Resorts International	HSBC	9,368
579	MGP Ingredients Inc	Barclays Bank	2,426
2,841	MGP Ingredients Inc	Goldman Sachs	(6,534)
2,527	MGP Ingredients Inc	HSBC	8,693
1,747	MGP Ingredients Inc	Morgan Stanley	7,320
2,892	Microchip Technology Inc	Bank of America Merrill Lynch	15,935
(32,849)	Microchip Technology Inc	Barclays Bank	(145,850)
1,338	Microchip Technology Inc	Barclays Bank	5,941
8,496	Microchip Technology Inc	Goldman Sachs	37,902

保有高	銘柄	取引相手	未実現純評価益 /(損) (米ドル)
	米国(続き)		
(32,094)	Microchip Technology Inc	Morgan Stanley	(142,497)
(21,386)	Micron Technology Inc	Goldman Sachs	(45,338)
(4,149)	Micron Technology Inc	HSBC	(18,760)
(11,808)	Micron Technology Inc	Morgan Stanley	(35,424)
5,915	Microsoft Corp	Barclays Bank	52,986
1,993	Microsoft Corp	Goldman Sachs	18,635
4,041	Microsoft Corp	HSBC	24,239
3,988	Microsoft Corp	Morgan Stanley	40,678
(2,418)	MicroStrategy Inc 'A'	Bank of America Merrill Lynch	(88,233)
(7,828)	MicroVision Inc	Bank of America Merrill Lynch	(3,992)
(3,961)	MicroVision Inc	Goldman Sachs	(2,020)
1,213	Mid Penn Bancorp Inc	Bank of America Merrill Lynch	2,244
17,990	Mid Penn Bancorp Inc	Barclays Bank	22,128
4,464	Mid Penn Bancorp Inc	Goldman Sachs	8,258
11,825	Mid Penn Bancorp Inc	HSBC	18,683
18,957	Mid Penn Bancorp Inc	Morgan Stanley	23,317
10,082	Mid-America Apartment Communities Inc (REIT)	Bank of America Merrill Lynch	48,696
12,250	Mid-America Apartment Communities Inc (REIT)	Barclays Bank	46,060
5,940	Mid-America Apartment Communities Inc (REIT)	Goldman Sachs	28,690
5,915	Mid-America Apartment Communities Inc (REIT)	HSBC	25,908
8,169	Mid-America Apartment Communities Inc (REIT)	Morgan Stanley	30,716
(1,237)	Middleby Corp	Bank of America Merrill Lynch	(12,209)
(14,396)	Middleby Corp	Barclays Bank	(139,642)
(3,269)	Middleby Corp	HSBC	2,909
(4,698)	Middleby Corp	Morgan Stanley	(45,571)
30	Middlefield Banc Corp	Bank of America Merrill Lynch	(27)
3,052	Middlefield Banc Corp	Barclays Bank	305
3,202	Middlefield Banc Corp	Goldman Sachs	(2,882)
597	Middlefield Banc Corp	HSBC	(1,003)
(1,656)	Middlesex Water Co	Bank of America Merrill Lynch	7,384
(628)	Middlesex Water Co	Barclays Bank	2,688
(393)	Middlesex Water Co	Goldman Sachs	1,996
(5,710)	Middlesex Water Co	HSBC	22,212
(6,887)	Middlesex Water Co	Morgan Stanley	29,476
26,331	Midland States Bancorp Inc	Bank of America Merrill Lynch	22,273
18,686	Midland States Bancorp Inc	Barclays Bank	8,596
14,910	Midland States Bancorp Inc	Goldman Sachs	12,673
19,350	Midland States Bancorp Inc	HSBC	(3,677)
6,851	Midland States Bancorp Inc	Morgan Stanley	3,151
4,466	MidWestOne Financial Group Inc	Bank of America Merrill Lynch	6,076
32,990	MidWestOne Financial Group Inc	Barclays Bank	24,083
25,414	MidWestOne Financial Group Inc	Goldman Sachs	40,686

保有高	銘柄	取引相手	未実現純評価益 /(損) (米ドル)
	米国(続き)		
3,350	MidWestOne Financial Group Inc	HSBC	1,106
5,841	MidWestOne Financial Group Inc	Morgan Stanley	4,264
(101,369)	Milestone Scientific Inc	Barclays Bank	(7,714)
(20,990)	Milestone Scientific Inc	Goldman Sachs	(2,078)
1,148	Miller Industries Inc	Bank of America Merrill Lynch	930
13,547	Miller Industries Inc	Barclays Bank	12,328
12,684	Miller Industries Inc	Goldman Sachs	10,274
18,869	Miller Industries Inc	HSBC	(17,328)
10,266	Miller Industries Inc	Morgan Stanley	9,342
(37,450)	MillerKnoll Inc	Barclays Bank	(73,777)
(8,261)	MillerKnoll Inc	Goldman Sachs	(11,896)
(10,806)	MillerKnoll Inc	HSBC	(7,780)
(40,306)	MiMedx Group Inc	Goldman Sachs	403
(13,618)	Minerals Technologies Inc	Barclays Bank	(26,283)
(11,572)	Minerals Technologies Inc	Goldman Sachs	(16,317)
(22,192)	Minerals Technologies Inc	Morgan Stanley	(42,831)
(34,690)	Minerva Neurosciences Inc	HSBC	(715)
(9,178)	Minerva Neurosciences Inc	Morgan Stanley	(702)
51,209	Miragen Therapeutics Inc*	Goldman Sachs	(51)
1,884	Miragen Therapeutics Inc*,	Morgan Stanley	-
1,009	Mirati Therapeutics Inc	Bank of America Merrill Lynch	(18,152)
(5,926)	Mirati Therapeutics Inc	Barclays Bank	148,742
569	Mirati Therapeutics Inc	Barclays Bank	(14,282)
(1,184)	Mirati Therapeutics Inc	Goldman Sachs	21,300
854	Mirati Therapeutics Inc	Goldman Sachs	(15,363)
4,286	Mirati Therapeutics Inc	HSBC	(74,542)
(1,942)	Mirati Therapeutics Inc	Morgan Stanley	48,744
3,553	Mirati Therapeutics Inc	Morgan Stanley	(89,180)
21,928	Mirum Pharmaceuticals Inc	Barclays Bank	(31,357)
2,642	Mission Produce Inc	Barclays Bank	1,427
13,133	Mission Produce Inc	Goldman Sachs	(2,758)
2,726	Mission Produce Inc	HSBC	2,399
(3,106)	Mister Car Wash Inc	Barclays Bank	(2,081)
(10,543)	Mister Car Wash Inc	Goldman Sachs	(6,642)
(2,198)	Mister Car Wash Inc	HSBC	249
(4,357)	Mister Car Wash Inc	Morgan Stanley	(2,919)
35,814	Mistras Group Inc	Bank of America Merrill Lynch	17,191
7,157	Mistras Group Inc	Barclays Bank	3,078
3,615	Mistras Group Inc	HSBC	1,699
37,123	Mistras Group Inc	Morgan Stanley	15,963
(21,333)	Mitek Systems Inc	Barclays Bank	(5,054)
(3,285)	Mitek Systems Inc	Goldman Sachs	99
(34,042)	Mitek Systems Inc	HSBC	13,186
11,948	MKS Instruments Inc	Barclays Bank	27,958
8,370	MKS Instruments Inc	Goldman Sachs	49,718

保有高	銘柄	取引相手	未実現純評価益 /(損) (米ドル)
	米国(続き)		
4,574	MKS Instruments Inc	HSBC	31,240
1,302	MKS Instruments Inc	Morgan Stanley	3,047
5,732	Model N Inc	Bank of America Merrill Lynch	5,101
12,384	Model N Inc	Barclays Bank	27,492
13,341	Model N Inc	Goldman Sachs	11,873
9,811	Model N Inc	HSBC	10,446
8,362	Model N Inc	Morgan Stanley	18,564
(4,573)	Moderna Inc	Barclays Bank	(42,255)
(3,933)	Moderna Inc	Goldman Sachs	(41,690)
(40)	Moderna Inc	HSBC	(442)
(1,356)	Moderna Inc	Morgan Stanley	(12,529)
3,201	Modine Manufacturing Co	Bank of America Merrill Lynch	9,571
12,829	Modine Manufacturing Co	Barclays Bank	33,612
31,023	Modine Manufacturing Co	Goldman Sachs	92,759
12,957	Modine Manufacturing Co	HSBC	38,741
2,644	Modine Manufacturing Co	Morgan Stanley	6,927
(2,731)	ModivCare Inc	Barclays Bank	1,939
(2,830)	ModivCare Inc	Goldman Sachs	5,773
8,710	Moelis & Co 'A'	Bank of America Merrill Lynch	33,969
31,625	Moelis & Co 'A'	Barclays Bank	60,720
32,484	Moelis & Co 'A'	Goldman Sachs	126,688
8,630	Moelis & Co 'A'	HSBC	36,419
(356)	Mohawk Industries Inc	Bank of America Merrill Lynch	382
(26,007)	Mohawk Industries Inc	Barclays Bank	(96,504)
(458)	Mohawk Industries Inc	Goldman Sachs	(17)
(1,532)	Mohawk Industries Inc	HSBC	97
(1,698)	Mohawk Industries Inc	Morgan Stanley	(5,224)
6,708	Molecular Templates Inc	Bank of America Merrill Lynch	(1,275)
7,340	Molecular Templates Inc	Barclays Bank	(514)
38,904	Molecular Templates Inc	Goldman Sachs	(7,392)
10,169	Molecular Templates Inc	HSBC	(3,661)
15,387	Molecular Templates Inc	Morgan Stanley	(1,077)
4,737	Molina Healthcare Inc	Barclays Bank	(59,497)
403	Molina Healthcare Inc	Goldman Sachs	(1,745)
7,445	Molina Healthcare Inc	HSBC	20,473
1,153	Molina Healthcare Inc	Morgan Stanley	(14,482)
1,035	Molson Coors Beverage Co 'B'	Bank of America Merrill Lynch	1,717
44,980	Molson Coors Beverage Co 'B'	Barclays Bank	114,249
14,563	Molson Coors Beverage Co 'B'	Goldman Sachs	(19,995)
5,392	Molson Coors Beverage Co 'B'	HSBC	2,254
1,729	Molson Coors Beverage Co 'B'	Morgan Stanley	4,392
4,525	Momentive Global Inc	Bank of America Merrill Lynch	588
23,822	Momentive Global Inc	Barclays Bank	3,097
16,833	Momentive Global Inc	Goldman Sachs	2,188
2,497	Momentive Global Inc	HSBC	(13)

保有高	銘柄	取引相手	未実現純評価益 /(損) (米ドル)
	米国(続き)		
4,605	Momentive Global Inc	Morgan Stanley	1,965
(8,569)	Monarch Casino & Resort Inc	Barclays Bank	4,799
(377)	Monarch Casino & Resort Inc	HSBC	259
6,702	Mondelez International Inc 'A'	Bank of America Merrill Lynch	(15,826)
(3,547)	Mondelez International Inc 'A'	Bank of America Merrill Lynch	(6,532)
(4,281)	Mondelez International Inc 'A'	Barclays Bank	(3,510)
3,704	Mondelez International Inc 'A'	Goldman Sachs	(12,112)
(13,495)	Mondelez International Inc 'A'	Goldman Sachs	39,087
22,622	Mondelez International Inc 'A'	HSBC	(807)
(15,812)	Mondelez International Inc 'A'	HSBC	6,527
13,998	Mondelez International Inc 'A'	Morgan Stanley	9,860
(9,251)	Mondelez International Inc 'A'	Morgan Stanley	(7,586)
11,599	Moneylion Inc	Barclays Bank	3,364
26,155	Moneylion Inc	Goldman Sachs	10,462
13,507	Moneylion Inc	HSBC	5,403
(606)	MongoDB Inc	Bank of America Merrill Lynch	1,385
(246)	MongoDB Inc	Barclays Bank	(2,440)
(965)	MongoDB Inc	Goldman Sachs	2,559
(1,043)	MongoDB Inc	HSBC	(18,746)
(2,078)	MongoDB Inc	Morgan Stanley	582
772	Monolithic Power Systems Inc	Bank of America Merrill Lynch	22,655
1,051	Monolithic Power Systems Inc	Barclays Bank	29,207
1,743	Monolithic Power Systems Inc	Goldman Sachs	47,413
(2,508)	Monro Inc	Bank of America Merrill Lynch	(1,978)
(10,231)	Monro Inc	Barclays Bank	(36,832)
(3,161)	Monro Inc	Goldman Sachs	(2,181)
(41,167)	Monster Beverage Corp	Barclays Bank	(55,164)
(7,231)	Monster Beverage Corp	Goldman Sachs	(9,727)
(10,320)	Monster Beverage Corp	HSBC	(43,935)
(54,642)	Monster Beverage Corp	Morgan Stanley	(72,877)
(46,088)	Montauk Renewables Inc	Barclays Bank	(28,575)
(1,630)	Montrose Environmental Group Inc	Bank of America Merrill Lynch	(2,921)
(3,690)	Montrose Environmental Group Inc	Barclays Bank	(2,214)
(11,717)	Montrose Environmental Group Inc	Goldman Sachs	(14,609)
(1,116)	Montrose Environmental Group Inc	HSBC	1,489
219	Moody's Corp	Bank of America Merrill Lynch	3,105
11,502	Moody's Corp	Barclays Bank	78,098
7,141	Moody's Corp	Goldman Sachs	101,260
2,325	Moody's Corp	HSBC	37,921
2,681	Moog Inc 'A'	Bank of America Merrill Lynch	12,654
26,749	Moog Inc 'A'	Barclays Bank	113,683
17,850	Moog Inc 'A'	Goldman Sachs	84,252
10,458	Moog Inc 'A'	HSBC	49,780
966	Moog Inc 'A'	Morgan Stanley	4,106
(171)	Morgan Group Holding Co	Bank of America Merrill Lynch	(4)

保有高	銘柄	取引相手	未実現純評価益 /(損) (米ドル)
	米国(続き)		
(47)	Morgan Group Holding Co	Barclays Bank	11
(9)	Morgan Group Holding Co	Goldman Sachs	-
(69)	Morgan Group Holding Co	HSBC	(35)
(50)	Morgan Group Holding Co	Morgan Stanley	11
(21,382)	Morgan Stanley	Bank of America Merrill Lynch	(116,985)
(5,901)	Morgan Stanley	Barclays Bank	(22,778)
(26,958)	Morgan Stanley	Goldman Sachs	(169,026)
(17,943)	Morgan Stanley	HSBC	(90,074)
378	Morningstar Inc	Barclays Bank	4,154
(405)	Morningstar Inc	Barclays Bank	(4,451)
1,308	Morningstar Inc	Goldman Sachs	26,304
(1,151)	Morningstar Inc	Goldman Sachs	(19,800)
1,971	Morningstar Inc	HSBC	34,142
(492)	Morningstar Inc	HSBC	(11,719)
1,082	Morningstar Inc	Morgan Stanley	12,015
(1,147)	Morningstar Inc	Morgan Stanley	(12,606)
(1,608)	Morphic Holding Inc	Bank of America Merrill Lynch	1,721
(4,233)	Morphic Holding Inc	Barclays Bank	2,709
(7,607)	Morphic Holding Inc	Goldman Sachs	8,139
(1,214)	Morphic Holding Inc	HSBC	4,832
1,590	Mosaic Co	Barclays Bank	5,917
(4,476)	Mosaic Co	Barclays Bank	(5,685)
14,664	Mosaic Co	Goldman Sachs	(11,878)
2,994	Motorcar Parts of America Inc	Bank of America Merrill Lynch	1,946
3,632	Motorcar Parts of America Inc	Barclays Bank	1,271
6,217	Motorcar Parts of America Inc	Goldman Sachs	4,053
3,091	Motorcar Parts of America Inc	HSBC	(124)
1,095	Motorcar Parts of America Inc	Morgan Stanley	383
(375)	Motorola Solutions Inc	Bank of America Merrill Lynch	(3,752)
(11,212)	Motorola Solutions Inc	Barclays Bank	(67,577)
1,672	Motorola Solutions Inc	Barclays Bank	10,099
(119)	Motorola Solutions Inc	HSBC	(118)
(771)	Motorola Solutions Inc	Morgan Stanley	(4,509)
(8,962)	Motorsport Games Inc 'A'	Bank of America Merrill Lynch	272
(19,072)	Motorsport Games Inc 'A'	Goldman Sachs	580
(5,581)	Movado Group Inc	Bank of America Merrill Lynch	(7,107)
(4,286)	Movado Group Inc	Barclays Bank	(7,790)
(13,121)	Movado Group Inc	HSBC	(1,652)
(4,001)	Movado Group Inc	Morgan Stanley	(6,242)
30,131	MP Materials Corp	Bank of America Merrill Lynch	58,211
(3,319)	MP Materials Corp	Barclays Bank	(2,191)
26,289	MP Materials Corp	Barclays Bank	14,105
4,609	MP Materials Corp	Goldman Sachs	(657)
(1,704)	Mr Cooper Group Inc	Barclays Bank	1,465
(4,119)	Mr Cooper Group Inc	Goldman Sachs	(3,584)

保有高	銘柄	取引相手	未実現純評価益 /(損) (米ドル)
	米国(続き)		
(11,083)	Mr Cooper Group Inc	HSBC	(6,249)
19,171	MRC Global Inc	Barclays Bank	16,487
21,161	MRC Global Inc	Goldman Sachs	27,509
33,576	MRC Global Inc	HSBC	11,132
1,794	MSA Safety Inc	Bank of America Merrill Lynch	13,096
(6,690)	MSA Safety Inc	Barclays Bank	(48,503)
1,959	MSA Safety Inc	Barclays Bank	14,203
1,275	MSA Safety Inc	Goldman Sachs	9,622
(1,984)	MSA Safety Inc	HSBC	(11,527)
940	MSA Safety Inc	HSBC	5,461
2,567	MSA Safety Inc	Morgan Stanley	18,611
(797)	MSC Industrial Direct Co Inc 'A'	Bank of America Merrill Lynch	(2,000)
(22,674)	MSC Industrial Direct Co Inc 'A'	Barclays Bank	(62,807)
(18,184)	MSC Industrial Direct Co Inc 'A'	Goldman Sachs	(45,642)
(815)	MSC Industrial Direct Co Inc 'A'	HSBC	(1,697)
(283)	MSC Industrial Direct Co Inc 'A'	Morgan Stanley	(784)
(883)	MSCI Inc	Bank of America Merrill Lynch	(30,638)
(2,208)	MSCI Inc	Barclays Bank	(55,818)
(1,456)	MSCI Inc	Goldman Sachs	(59,934)
(1,675)	MSCI Inc	HSBC	(53,463)
(2,317)	MSCI Inc	Morgan Stanley	(58,574)
(330)	MSG Entertainment Spinco Inc 'A'	Bank of America Merrill Lynch	(1,739)
(6,884)	MSG Entertainment Spinco Inc 'A'	Barclays Bank	(17,210)
(4,870)	MSG Entertainment Spinco Inc 'A'	Goldman Sachs	(25,665)
(971)	MSG Entertainment Spinco Inc 'A'	HSBC	(6,951)
7,631	Mueller Industries Inc	Bank of America Merrill Lynch	7,917
3,564	Mueller Industries Inc	Barclays Bank	(2,103)
11,261	Mueller Industries Inc	Goldman Sachs	15,090
9,227	Mueller Industries Inc	HSBC	5,684
13	Mueller Industries Inc	Morgan Stanley	(8)
(7,108)	Mueller Water Products Inc 'A'	Bank of America Merrill Lynch	(1,955)
(31,082)	Mueller Water Products Inc 'A'	Barclays Bank	(4,507)
(39,967)	Mueller Water Products Inc 'A'	Goldman Sachs	(10,991)
(52,909)	Mueller Water Products Inc 'A'	HSBC	3,555
(12,592)	Mueller Water Products Inc 'A'	Morgan Stanley	(1,826)
25,162	Multiplan Corp	Goldman Sachs	9,562
14,330	Multiplan Corp	HSBC	15,190
59,255	Murphy Oil Corp	Barclays Bank	447,376
38,425	Murphy Oil Corp	Goldman Sachs	358,968
82,249	Murphy Oil Corp	HSBC	905,591
187	Murphy Oil Corp	Morgan Stanley	1,412
1,505	Murphy USA Inc	Bank of America Merrill Lynch	(8,217)
1,023	Murphy USA Inc	Barclays Bank	12,747
(586)	Murphy USA Inc	Goldman Sachs	3,200
1,741	Murphy USA Inc	Goldman Sachs	(9,506)

保有高	銘柄	取引相手	未実現純評価益 /(損) (米ドル)
	米国(続き)		
1,626	Murphy USA Inc	Morgan Stanley	20,260
69,887	Mustang Bio Inc	Barclays Bank	(1,440)
69,311	Mustang Bio Inc	Goldman Sachs	(3,265)
120,531	Mustang Bio Inc	HSBC	241
17,135	Mustang Bio Inc	Morgan Stanley	(353)
(3,776)	MVB Financial Corp	Barclays Bank	(227)
(8,233)	MVB Financial Corp	Goldman Sachs	329
(4,771)	MVB Financial Corp	HSBC	8,302
(5,748)	MVB Financial Corp	Morgan Stanley	(345)
(51,217)	Myers Industries Inc	Barclays Bank	(18,950)
(27,338)	Myers Industries Inc	Goldman Sachs	12,302
6,225	MyMD Pharmaceuticals Inc	Barclays Bank	2,615
3,356	MyMD Pharmaceuticals Inc	HSBC	-
2,900	MyMD Pharmaceuticals Inc	Morgan Stanley	1,218
7,538	MYR Group Inc	Barclays Bank	26,911
8,307	MYR Group Inc	Goldman Sachs	51,420
963	MYR Group Inc	HSBC	8,792
8,975	Myriad Genetics Inc	Barclays Bank	(808)
14,139	Myriad Genetics Inc	Goldman Sachs	(5,656)
7,670	Myriad Genetics Inc	HSBC	14,803
6,674	Myriad Genetics Inc	Morgan Stanley	(601)
(19,426)	N-able Inc	HSBC	(15,152)
(10,077)	N-Able Inc	Barclays Bank	(5,442)
(39,655)	N-Able Inc	Goldman Sachs	(39,655)
(9,380)	N-Able Inc	Morgan Stanley	(5,065)
(1,970)	Nabors Industries Ltd	Barclays Bank	(54,352)
(2,239)	Nabors Industries Ltd	Barclays Bank	(28,939)
(1,094)	Nabors Industries Ltd	HSBC	(50,109)
(1,421)	NACCO Industries Inc 'A'	Bank of America Merrill Lynch	(5,869)
(1,348)	NACCO Industries Inc 'A'	Barclays Bank	(3,882)
3,193	NanoString Technologies Inc	Bank of America Merrill Lynch	3,975
1,390	NanoString Technologies Inc	Goldman Sachs	585
5,572	NanoString Technologies Inc	HSBC	10,510
(28,696)	Napco Security Technologies Inc	Barclays Bank	(74,036)
(19,110)	Napco Security Technologies Inc	Goldman Sachs	(45,482)
(9,000)	Napco Security Technologies Inc	HSBC	(26,550)
(3,968)	Napco Security Technologies Inc	Morgan Stanley	(10,237)
(4,047)	Nasdaq Inc	Bank of America Merrill Lynch	(36,180)
(6,054)	Nasdaq Inc	Barclays Bank	(44,557)
(13,374)	Nasdaq Inc	Goldman Sachs	(114,994)
(5,199)	Nasdaq Inc	HSBC	(46,219)
(3,689)	Nasdaq Inc	Morgan Stanley	(27,151)
4,012	Natera Inc	Bank of America Merrill Lynch	17,773
3,048	Natera Inc	Barclays Bank	(2,134)
4,428	Natera Inc	Goldman Sachs	19,616

保有高	銘柄	取引相手	未実現純評価益 /(損) (米ドル)
	米国(続き)		
5,693	Natera Inc	HSBC	48,732
(898)	Nathan's Famous Inc	Bank of America Merrill Lynch	(2,398)
(10,359)	Nathan's Famous Inc	Barclays Bank	(41,747)
(272)	Nathan's Famous Inc	Goldman Sachs	(726)
(2,537)	Nathan's Famous Inc	Morgan Stanley	(10,224)
5,079	National Bank Holdings Corp 'A'	Goldman Sachs	12,444
10,583	National Bank Holdings Corp 'A'	HSBC	26,563
12,531	National Bank Holdings Corp 'A'	Morgan Stanley	17,669
(8,946)	National Bankshares Inc	Bank of America Merrill Lynch	9,035
(9,187)	National Bankshares Inc	Barclays Bank	7,166
(10,067)	National Bankshares Inc	Morgan Stanley	7,852
(3,617)	National Beverage Corp	Bank of America Merrill Lynch	(7,596)
(13,698)	National Beverage Corp	Barclays Bank	(55,066)
(3,476)	National Beverage Corp	HSBC	(15,642)
(1,523)	National Beverage Corp	Morgan Stanley	(6,122)
25,849	National CineMedia Inc	Barclays Bank	1,422
18,257	National CineMedia Inc	Goldman Sachs	(3,195)
(28,676)	National Energy Services Reunited Corp	Barclays Bank	(30,683)
(9,591)	National Energy Services Reunited Corp	Goldman Sachs	(13,236)
(52,000)	National Fuel Gas Co	Barclays Bank	(208,520)
(23,457)	National Fuel Gas Co	Goldman Sachs	(158,803)
(23,775)	National Fuel Gas Co	Morgan Stanley	(95,338)
(15,155)	National Health Investors Inc (REIT)	Bank of America Merrill Lynch	(46,223)
(26,056)	National Health Investors Inc (REIT)	Barclays Bank	(61,753)
(10,983)	National Health Investors Inc (REIT)	Goldman Sachs	(33,498)
(17,943)	National Health Investors Inc (REIT)	HSBC	(85,588)
(14,415)	National Health Investors Inc (REIT)	Morgan Stanley	(34,164)
(13,959)	National HealthCare Corp	Goldman Sachs	12,005
(8,072)	National HealthCare Corp	HSBC	16,225
(4,094)	National HealthCare Corp	Morgan Stanley	(3,726)
(3,928)	National Instruments Corp	Bank of America Merrill Lynch	(4,124)
28,205	National Instruments Corp	Barclays Bank	(26,231)
(11,252)	National Instruments Corp	Goldman Sachs	(12,167)
12,425	National Instruments Corp	HSBC	30,317
(7,336)	National Instruments Corp	HSBC	(6,935)
15,709	National Instruments Corp	Morgan Stanley	(14,609)
(4,401)	National Presto Industries Inc	Bank of America Merrill Lynch	12,949
(2,082)	National Presto Industries Inc	Barclays Bank	1,062
(5,308)	National Presto Industries Inc	Goldman Sachs	15,597
(2,066)	National Presto Industries Inc	HSBC	9,844
(2,407)	National Presto Industries Inc	Morgan Stanley	1,228
1,402	National Research Corp	Bank of America Merrill Lynch	2,411
6,283	National Research Corp	Barclays Bank	13,236
2,243	National Research Corp	Goldman Sachs	3,858
1,273	National Research Corp	HSBC	2,253

保有高	銘柄	取引相手	未実現純評価益 /(損) (米ドル)
	米国(続き)		
8,887	National Research Corp	Morgan Stanley	20,085
(2,290)	National Retail Properties Inc (REIT)	Bank of America Merrill Lynch	23
(19,076)	National Retail Properties Inc (REIT)	Barclays Bank	(19,648)
(51,308)	National Retail Properties Inc (REIT)	Goldman Sachs	513
(89,175)	National Retail Properties Inc (REIT)	HSBC	(124,845)
(46,349)	National Retail Properties Inc (REIT)	Morgan Stanley	(47,743)
94,312	National Storage Affiliates Trust (REIT)	Barclays Bank	300,856
16,646	National Storage Affiliates Trust (REIT)	Goldman Sachs	31,461
21,727	National Storage Affiliates Trust (REIT)	HSBC	70,395
9,098	National Storage Affiliates Trust (REIT)	Morgan Stanley	29,023
5,038	National Vision Holdings Inc	Bank of America Merrill Lynch	8,867
8,308	National Vision Holdings Inc	Barclays Bank	3,905
16,599	National Vision Holdings Inc	Goldman Sachs	29,214
2,618	National Vision Holdings Inc	HSBC	5,517
(572)	National Western Life Group Inc 'A'	Bank of America Merrill Lynch	(5,517)
(3,115)	National Western Life Group Inc 'A'	Barclays Bank	(23,534)
(2,628)	National Western Life Group Inc 'A'	Goldman Sachs	(25,347)
(1,590)	National Western Life Group Inc 'A'	Morgan Stanley	(12,012)
27,916	Natural Gas Services Group Inc	Morgan Stanley	29,312
11,350	Natural Grocers by Vitamin Cottage Inc	Barclays Bank	11,463
14,415	Natural Grocers by Vitamin Cottage Inc	Goldman Sachs	(11,100)
13,805	Natural Grocers by Vitamin Cottage Inc	HSBC	(2,761)
19,911	Nature's Sunshine Products Inc	Bank of America Merrill Lynch	199
20,720	Nature's Sunshine Products Inc	Barclays Bank	7,252
11,746	Nature's Sunshine Products Inc	Goldman Sachs	117
1,012	Nature's Sunshine Products Inc	HSBC	(324)
19,046	Nature's Sunshine Products Inc	Morgan Stanley	6,666
41,516	Nautilus Biotechnology Inc	Barclays Bank	(13,700)
25,890	Nautilus Biotechnology Inc	Goldman Sachs	(5,178)
18,464	Nautilus Biotechnology Inc	HSBC	739
11,654	Nautilus Biotechnology Inc	Morgan Stanley	(3,846)
(13,015)	Nautilus Inc	Barclays Bank	5,076
(9,172)	Nautilus Inc	Goldman Sachs	3,577
(7,590)	Nautilus Inc	HSBC	5,389
(2,081)	Navient Corp	Bank of America Merrill Lynch	(603)
(33,897)	Navient Corp	Barclays Bank	(17,864)
(4,643)	Navient Corp	HSBC	(2,513)
(23,163)	Navient Corp	Morgan Stanley	(10,003)
20,508	Navigator Holdings Ltd	Barclays Bank	(10,049)
7,447	Navigator Holdings Ltd	Goldman Sachs	894
(690)	NBT Bancorp Inc	Goldman Sachs	197
(9,528)	nCino Inc	Bank of America Merrill Lynch	(38,874)
(8,575)	nCino Inc	Barclays Bank	(13,736)
(17,005)	nCino Inc	Goldman Sachs	(69,381)
(11,973)	nCino Inc	HSBC	(49,450)

保有高	銘柄	取引相手	未実現純評価益 /(損) (米ドル)
	米国(続き)		
(4,893)	nCino Inc	Morgan Stanley	(6,409)
(2,923)	NCR Corp	Bank of America Merrill Lynch	(2,923)
(15,046)	NCR Corp	Barclays Bank	(20,613)
(21,405)	NCR Corp	Goldman Sachs	(21,405)
(23,100)	NCR Corp	HSBC	(31,878)
11,947	Nektar Therapeutics	Bank of America Merrill Lynch	(4,062)
30,431	Nektar Therapeutics	Barclays Bank	(913)
41,396	Nektar Therapeutics	Goldman Sachs	(10,100)
21,895	Nektar Therapeutics	HSBC	(3,722)
88,351	Nektar Therapeutics	Morgan Stanley	(2,651)
1,760	Nelnet Inc 'A'	Bank of America Merrill Lynch	3,415
4,630	Nelnet Inc 'A'	Barclays Bank	3,010
8,118	Nelnet Inc 'A'	Goldman Sachs	11,690
2,488	Nelnet Inc 'A'	HSBC	8,111
(557)	NEOGAMES SA	Barclays Bank	(448)
(3,968)	NEOGAMES SA	Goldman Sachs	(5,337)
(1,614)	NEOGAMES SA	Morgan Stanley	(1,299)
(9,528)	Neogen Corp	Barclays Bank	-
(19,685)	Neogen Corp	Goldman Sachs	(9,449)
(1,675)	NeoGenomics Inc	Bank of America Merrill Lynch	871
(8,489)	NeoGenomics Inc	Barclays Bank	2,716
(31,689)	NeoGenomics Inc	Goldman Sachs	16,478
(6,620)	NeoGenomics Inc	HSBC	(1,390)
(6,324)	Neoleukin Therapeutics Inc	Bank of America Merrill Lynch	506
(10,951)	Neoleukin Therapeutics Inc	Barclays Bank	329
(16,811)	Neoleukin Therapeutics Inc	Goldman Sachs	1,345
(3,007)	Neoleukin Therapeutics Inc	HSBC	391
(2,605)	Neoleukin Therapeutics Inc	Morgan Stanley	78
4,222	NerdWallet Inc 'A'	Goldman Sachs	7,726
9,442	NerdWallet Inc 'A'	HSBC	31,159
7,135	NerdWallet Inc 'A'	Morgan Stanley	7,777
34,286	Nerdy Inc	Barclays Bank	22,972
39,761	Nerdy Inc	Goldman Sachs	7,952
14,311	Nerdy Inc	HSBC	4,690
16,921	Nerdy Inc	Morgan Stanley	11,337
14,476	NetApp Inc	Bank of America Merrill Lynch	6,225
15,671	NetApp Inc	Barclays Bank	53,595
26,602	NetApp Inc	Goldman Sachs	3,425
5,965	NetApp Inc	HSBC	10,002
16,185	NetApp Inc	Morgan Stanley	55,353
(1,430)	Netflix Inc	Barclays Bank	(8,208)
(3,433)	Netflix Inc	Goldman Sachs	(22,898)
(3,999)	Netflix Inc	HSBC	(81,134)
4,158	Netflix Inc	Morgan Stanley	23,867
14,969	NETGEAR Inc	Barclays Bank	3,443

保有高	銘柄	取引相手	未実現純評価益 /(損) (米ドル)
	米国(続き)		
26,313	NETGEAR Inc	Goldman Sachs	(26,050)
4,543	NETGEAR Inc	HSBC	(5,315)
(15,798)	NetScout Systems Inc	Barclays Bank	36,651
(13,606)	NetScout Systems Inc	Goldman Sachs	7,483
(3,406)	NetScout Systems Inc	HSBC	(5,177)
(7,089)	NETSTREIT Corp (REIT)	Bank of America Merrill Lynch	(2,669)
(45,260)	NETSTREIT Corp (REIT)	Barclays Bank	(23,083)
(40,058)	NETSTREIT Corp (REIT)	Goldman Sachs	(3,668)
(16,607)	NETSTREIT Corp (REIT)	HSBC	(8,526)
(4,413)	NETSTREIT Corp (REIT)	Morgan Stanley	(1,679)
(37,849)	NeuBase Therapeutics Inc	Bank of America Merrill Lynch	(2,649)
(14,766)	NeuBase Therapeutics Inc	Barclays Bank	(295)
1,251	Neurocrine Biosciences Inc	Bank of America Merrill Lynch	9,071
(2,490)	Neurocrine Biosciences Inc	Barclays Bank	(15,040)
(2,266)	Neurocrine Biosciences Inc	Goldman Sachs	(17,335)
(2,924)	Neurocrine Biosciences Inc	HSBC	(48,948)
3,997	Neurocrine Biosciences Inc	HSBC	66,910
(3,229)	Neurocrine Biosciences Inc	Morgan Stanley	(19,503)
338	Neurocrine Biosciences Inc	Morgan Stanley	2,042
(7,855)	Neuronetics Inc	Bank of America Merrill Lynch	(2,278)
(257)	Neuronetics Inc	Barclays Bank	(87)
937	NeuroPace Inc	Bank of America Merrill Lynch	1,181
3,401	NeuroPace Inc	Barclays Bank	1,020
2,807	NeuroPace Inc	Goldman Sachs	3,537
2,074	NeuroPace Inc	Morgan Stanley	622
(584)	Nevro Corp	Bank of America Merrill Lynch	753
(2,523)	Nevro Corp	Barclays Bank	6,484
(1,353)	Nevro Corp	HSBC	677
(460)	Nevro Corp	Morgan Stanley	1,182
(11,864)	New Fortress Energy Inc	Bank of America Merrill Lynch	(39,270)
(11,818)	New Fortress Energy Inc	Goldman Sachs	(39,117)
(5,441)	New Fortress Energy Inc	HSBC	(33,551)
(2,260)	New Fortress Energy Inc	Morgan Stanley	(7,820)
(1,255)	New Jersey Resources Corp	Bank of America Merrill Lynch	(1,406)
(33,900)	New Jersey Resources Corp	Barclays Bank	(13,221)
(28,795)	New Jersey Resources Corp	Goldman Sachs	(32,250)
(13,563)	New Jersey Resources Corp	HSBC	(21,848)
(1,719)	New Jersey Resources Corp	Morgan Stanley	(670)
3,099	New Relic Inc	Bank of America Merrill Lynch	9,435
1,069	New Relic Inc	Barclays Bank	(139)
5,686	New Relic Inc	Goldman Sachs	22,232
394	New Relic Inc	HSBC	(1,300)
7,325	New Relic Inc	Morgan Stanley	(952)
(13,645)	New Residential Investment Corp (REIT)	Bank of America Merrill Lynch	(3,821)
(152,932)	New Residential Investment Corp (REIT)	Barclays Bank	(68,820)

保有高	銘柄	取引相手	未実現純評価益 /(損) (米ドル)
	米国(続き)		
(277,049)	New Residential Investment Corp (REIT)	Goldman Sachs	(77,573)
(60,581)	New Residential Investment Corp (REIT)	HSBC	(23,627)
63,419	New York Community Bancorp Inc	Barclays Bank	23,148
235,582	New York Community Bancorp Inc	Goldman Sachs	173,153
33,919	New York Community Bancorp Inc	HSBC	25,948
(8,837)	New York Mortgage Trust Inc (REIT)	Bank of America Merrill Lynch	(777)
(96,917)	New York Mortgage Trust Inc (REIT)	Barclays Bank	(8,238)
(162,977)	New York Mortgage Trust Inc (REIT)	Goldman Sachs	(5,704)
(36,719)	New York Mortgage Trust Inc (REIT)	HSBC	(551)
(125,508)	New York Mortgage Trust Inc (REIT)	Morgan Stanley	(10,668)
5,788	New York Times Co 'A'	Bank of America Merrill Lynch	4,314
3,167	New York Times Co 'A'	Barclays Bank	(285)
9,083	New York Times Co 'A'	Goldman Sachs	8,448
13,614	New York Times Co 'A'	HSBC	9,258
4,725	New York Times Co 'A'	Morgan Stanley	(425)
(47,560)	NewAge Inc	Bank of America Merrill Lynch	2,202
(20,900)	NewAge Inc	Barclays Bank	(508)
6,952	Newegg Commerce Inc	Barclays Bank	1,182
17,070	Newegg Commerce Inc	HSBC	2,579
(4,196)	Newell Brands Inc	Bank of America Merrill Lynch	6,653
(18,715)	Newell Brands Inc	Barclays Bank	(34,436)
(55,774)	Newell Brands Inc	Goldman Sachs	64,698
(8,950)	Newell Brands Inc	HSBC	25,328
(3,252)	Newell Brands Inc	Morgan Stanley	(5,984)
(38,150)	Newmark Group Inc 'A'	Barclays Bank	(9,919)
(49,515)	Newmark Group Inc 'A'	Goldman Sachs	12,379
(56,022)	Newmark Group Inc 'A'	HSBC	32,724
(9,009)	Newmark Group Inc 'A'	Morgan Stanley	(2,342)
1,990	NewMarket Corp	Bank of America Merrill Lynch	1,265
(521)	NewMarket Corp	Bank of America Merrill Lynch	(115)
389	NewMarket Corp	Goldman Sachs	86
1,591	NewMarket Corp	HSBC	(2,683)
(179)	NewMarket Corp	HSBC	714
(4,563)	Newmont Corp	Bank of America Merrill Lynch	(16,290)
(25,349)	Newmont Corp	Barclays Bank	(40,305)
(24,023)	Newmont Corp	HSBC	(32,236)
(2,160)	Newmont Corp	Morgan Stanley	(3,434)
6,249	Newpark Resources Inc	Bank of America Merrill Lynch	2,500
14,792	Newpark Resources Inc	Barclays Bank	592
37,884	Newpark Resources Inc	HSBC	40,157
34,408	News Corp 'A'	Barclays Bank	(1,055)
38,379	News Corp 'A'	Goldman Sachs	(11,130)
66,455	News Corp 'A'	HSBC	(3,252)
37,963	News Corp 'A'	Morgan Stanley	3,887
26,913	News Corp 'B'	Bank of America Merrill Lynch	(7,835)

保有高	銘柄	取引相手	未実現純評価益 /(損) (米ドル)
	米国(続き)		
23,403	News Corp 'B'	Barclays Bank	(6,553)
19,064	News Corp 'B'	Goldman Sachs	(4,375)
43,614	News Corp 'B'	HSBC	(5,042)
12,177	News Corp 'B'	Morgan Stanley	(3,409)
1,044	NexImmune Inc	Bank of America Merrill Lynch	(104)
968	NexImmune Inc	Barclays Bank	(58)
3,020	NexImmune Inc	HSBC	(1,842)
1,296	NexImmune Inc	Morgan Stanley	(78)
3,971	NexPoint Residential Trust Inc (REIT)	Barclays Bank	6,155
17,209	NexPoint Residential Trust Inc (REIT)	Goldman Sachs	4,302
1,749	NexPoint Residential Trust Inc (REIT)	HSBC	2,221
1,970	NexPoint Residential Trust Inc (REIT)	Morgan Stanley	3,054
5,964	Nexstar Media Group Inc 'A'	Barclays Bank	3,042
(1,393)	Nexstar Media Group Inc 'A'	Barclays Bank	(710)
(1,081)	Nexstar Media Group Inc 'A'	Goldman Sachs	(4,454)
5,294	Nexstar Media Group Inc 'A'	HSBC	124,250
(2,667)	Nexstar Media Group Inc 'A'	HSBC	(24,648)
(241)	Nexstar Media Group Inc 'A'	Morgan Stanley	(123)
10,410	NextCure Inc	Bank of America Merrill Lynch	3,852
67,956	NextCure Inc	Barclays Bank	7,475
10,134	NextCure Inc	Goldman Sachs	3,750
18,397	NextCure Inc	HSBC	8,095
6,094	NextCure Inc	Morgan Stanley	670
(21,052)	NextDecade Corp	Barclays Bank	(14,736)
(5,060)	NextDecade Corp	Goldman Sachs	(4,503)
(3,352)	NextEra Energy Inc	Barclays Bank	(12,687)
40,678	NextEra Energy Inc	Goldman Sachs	252,814
(18,040)	NextEra Energy Inc	Goldman Sachs	(107,167)
(10,891)	NextEra Energy Inc	Morgan Stanley	(40,442)
(15,354)	NextEra Energy Partners LP	Bank of America Merrill Lynch	(123,600)
(7,489)	NextEra Energy Partners LP	Barclays Bank	(40,740)
4,331	NextEra Energy Partners LP	Barclays Bank	23,561
(12,043)	NextEra Energy Partners LP	HSBC	(104,014)
1,506	NextEra Energy Partners LP	HSBC	9,937
(2,951)	NextEra Energy Partners LP	Morgan Stanley	(16,053)
18,219	NextGen Healthcare Inc	Barclays Bank	11,842
43,830	NextGen Healthcare Inc	Goldman Sachs	(69,902)
7,511	NextGen Healthcare Inc	HSBC	(3,973)
3,725	NextGen Healthcare Inc	Morgan Stanley	2,421
(27,391)	NexTier Oilfield Solutions Inc	HSBC	(54,234)
12,993	NGM Biopharmaceuticals Inc	Bank of America Merrill Lynch	6,367
15,545	NGM Biopharmaceuticals Inc	Barclays Bank	(4,197)
12,082	NGM Biopharmaceuticals Inc	Goldman Sachs	5,920
10,325	NGM Biopharmaceuticals Inc	HSBC	29,013
10,673	NGM Biopharmaceuticals Inc	Morgan Stanley	(2,882)

保有高	銘柄	取引相手	未実現純評価益 /(損) (米ドル)
	米国(続き)		
8,897	NI Holdings Inc	Bank of America Merrill Lynch	845
11,120	NI Holdings Inc	Barclays Bank	7,617
17,241	NI Holdings Inc	Goldman Sachs	1,638
16,681	NI Holdings Inc	HSBC	13,428
6,252	NI Holdings Inc	Morgan Stanley	4,283
(8,117)	Nicolet Bankshares Inc	Barclays Bank	(10,146)
(11,834)	Nicolet Bankshares Inc	Goldman Sachs	(40,591)
(14,425)	Nicolet Bankshares Inc	HSBC	(2,020)
(3,014)	Nicolet Bankshares Inc	Morgan Stanley	(3,768)
(9,616)	NIKE Inc 'B'	Barclays Bank	(72,697)
12,454	NIKE Inc 'B'	Barclays Bank	94,152
(7,330)	NIKE Inc 'B'	HSBC	(37,430)
1,861	NIKE Inc 'B'	HSBC	17,109
24,934	Nikola Corp	Goldman Sachs	31,417
18,086	Nikola Corp	HSBC	21,341
5,016	Nikola Corp	Morgan Stanley	3,912
(40,223)	NiSource Inc	Bank of America Merrill Lynch	(31,610)
98,333	NiSource Inc	Barclays Bank	60,475
(24,125)	NiSource Inc	Barclays Bank	(14,837)
(15,959)	NiSource Inc	Goldman Sachs	(14,922)
(26,220)	NiSource Inc	HSBC	(50,474)
2,745	Nkarta Inc	Bank of America Merrill Lynch	2,971
3,446	Nkarta Inc	Barclays Bank	3,768
3,658	Nkarta Inc	Goldman Sachs	478
1,062	Nkarta Inc	HSBC	244
(35,339)	NL Industries Inc	Bank of America Merrill Lynch	(48,768)
(2,310)	NL Industries Inc	Barclays Bank	(2,102)
(21,055)	NL Industries Inc	Goldman Sachs	(29,056)
(7,732)	nLight Inc	Barclays Bank	(4,330)
(7,535)	nLight Inc	Goldman Sachs	(5,877)
(2,210)	nLight Inc	HSBC	1,370
15,992	NMI Holdings Inc 'A'	Bank of America Merrill Lynch	10,235
27,915	NMI Holdings Inc 'A'	Barclays Bank	17,586
19,489	NMI Holdings Inc 'A'	Goldman Sachs	11,199
43,381	NMI Holdings Inc 'A'	HSBC	23,971
14,682	NMI Holdings Inc 'A'	Morgan Stanley	9,250
(22,692)	NN Inc	Bank of America Merrill Lynch	(11,346)
(26,938)	NN Inc	Barclays Bank	(2,694)
(12,015)	NN Inc	Goldman Sachs	(6,008)
(8,618)	NN Inc	HSBC	3,792
(14,139)	NN Inc	Morgan Stanley	(1,414)
1,234	Noble Corp	Barclays Bank	5,072
20,694	Noodles & Co	Barclays Bank	20,694
10,442	Noodles & Co	Goldman Sachs	10,129
71,029	Nordic American Tankers Ltd	Goldman Sachs	(38,356)

保有高	銘柄	取引相手	未実現純評価益 /(損) (米ドル)
	米国(続き)		
2,846	Nordic American Tankers Ltd	Morgan Stanley	(427)
1,497	Nordson Corp	Bank of America Merrill Lynch	9,020
4,191	Nordson Corp	Barclays Bank	37,694
2,311	Nordson Corp	Goldman Sachs	11,786
6,509	Nordson Corp	HSBC	47,224
2,125	Nordson Corp	Morgan Stanley	20,995
2,576	Nordstrom Inc	Bank of America Merrill Lynch	8,866
17,929	Nordstrom Inc	Barclays Bank	79,246
18,752	Nordstrom Inc	Goldman Sachs	33,995
7,345	Nordstrom Inc	HSBC	21,578
9,097	Nordstrom Inc	Morgan Stanley	42,196
3,775	Norfolk Southern Corp	Bank of America Merrill Lynch	(19,167)
6,782	Norfolk Southern Corp	Barclays Bank	51,604
7,410	Norfolk Southern Corp	Goldman Sachs	(31,859)
5,927	Norfolk Southern Corp	HSBC	(42,249)
2,239	Norfolk Southern Corp	Morgan Stanley	16,913
(5,490)	Northeast Bank	Bank of America Merrill Lynch	(10,376)
(628)	Northeast Bank	Goldman Sachs	(1,187)
(5,774)	Northeast Bank	HSBC	(12,645)
(1,826)	Northeast Bank	Morgan Stanley	(2,301)
(17,683)	Northern Oil and Gas Inc	Goldman Sachs	(96,549)
(12,784)	Northern Oil and Gas Inc	HSBC	(98,565)
(941)	Northern Oil and Gas Inc	Morgan Stanley	(4,244)
1,180	Northern Technologies International Corp	Goldman Sachs	389
6,051	Northern Technologies International Corp	Morgan Stanley	4,296
(3,773)	Northern Trust Corp	Barclays Bank	(20,110)
(15,473)	Northern Trust Corp	Goldman Sachs	(124,491)
(3,067)	Northern Trust Corp	HSBC	(20,733)
(91,670)	Northfield Bancorp Inc	Bank of America Merrill Lynch	(19,251)
(30,035)	Northfield Bancorp Inc	Barclays Bank	(6,608)
(40,622)	Northfield Bancorp Inc	Goldman Sachs	(8,531)
(12,235)	Northfield Bancorp Inc	HSBC	612
(13,691)	Northfield Bancorp Inc	Morgan Stanley	(3,012)
3,775	Northrim BanCorp Inc	Bank of America Merrill Lynch	10,645
27,480	Northrim BanCorp Inc	Barclays Bank	49,739
18,563	Northrim BanCorp Inc	Goldman Sachs	52,348
10,186	Northrim BanCorp Inc	HSBC	11,612
265	Northrim BanCorp Inc	Morgan Stanley	480
(19,785)	Northwest Bancshares Inc	Bank of America Merrill Lynch	(8,843)
(101,547)	Northwest Bancshares Inc	Barclays Bank	(23,356)
(54,545)	Northwest Bancshares Inc	Goldman Sachs	(29,156)
(38,621)	Northwest Bancshares Inc	HSBC	(18,406)
(32,360)	Northwest Bancshares Inc	Morgan Stanley	(7,443)
3,870	Northwest Natural Holding Co	Bank of America Merrill Lynch	11,416
3,465	Northwest Natural Holding Co	Barclays Bank	358

保有高	銘柄	取引相手	未実現純評価益 /(損) (米ドル)
	米国(続き)		
21,482	Northwest Natural Holding Co	Goldman Sachs	63,372
30,007	Northwest Natural Holding Co	HSBC	125,729
(956)	Northwest Pipe Co	Bank of America Merrill Lynch	(2,906)
(15,711)	Northwest Pipe Co	Barclays Bank	(2,200)
(5,425)	Northwest Pipe Co	Goldman Sachs	(16,492)
(1,589)	Northwest Pipe Co	Morgan Stanley	(222)
35,610	NorthWestern Corp	Barclays Bank	(5,342)
13,296	NorthWestern Corp	Goldman Sachs	5,451
18,998	NorthWestern Corp	HSBC	35,336
13,211	NorthWestern Corp	Morgan Stanley	(1,982)
(7,605)	NortonLifeLock Inc	Barclays Bank	(228)
(26,529)	NortonLifeLock Inc	Goldman Sachs	(19,897)
(24,416)	NortonLifeLock Inc	HSBC	(4,732)
17,776	Norwegian Cruise Line Holdings Ltd	Bank of America Merrill Lynch	533
79,243	Norwegian Cruise Line Holdings Ltd	Barclays Bank	80,828
5,040	Norwegian Cruise Line Holdings Ltd	Goldman Sachs	151
38,539	Norwegian Cruise Line Holdings Ltd	HSBC	6,551
7,222	Norwegian Cruise Line Holdings Ltd	Morgan Stanley	7,366
(2,074)	Norwood Financial Corp	Barclays Bank	1,276
(758)	Norwood Financial Corp	HSBC	1,004
(860)	Norwood Financial Corp	Morgan Stanley	529
(18,981)	NOV Inc	Bank of America Merrill Lynch	(35,874)
(26,279)	NOV Inc	Barclays Bank	(37,579)
(59,913)	NOV Inc	Goldman Sachs	(113,235)
(28,681)	NOV Inc	HSBC	(84,182)
(13,020)	NOV Inc	Morgan Stanley	(18,619)
3,176	Novagold Resources Inc	Bank of America Merrill Lynch	730
108,466	Novagold Resources Inc	Barclays Bank	5,423
111,366	Novagold Resources Inc	Goldman Sachs	25,614
13,667	Novagold Resources Inc	HSBC	4,100
700	Novagold Resources Inc	Morgan Stanley	35
(10,041)	Novanta Inc	Barclays Bank	5,824
(4,579)	Novanta Inc	Goldman Sachs	14,012
(731)	Novanta Inc	HSBC	(4,496)
(2,878)	Novavax Inc	Bank of America Merrill Lynch	(26,075)
(2,426)	Novavax Inc	Barclays Bank	(17,049)
(767)	Novavax Inc	Goldman Sachs	(6,949)
(714)	Novavax Inc	Morgan Stanley	(4,041)
(6,026)	Novocure Ltd	Barclays Bank	(25,792)
(4,432)	Novocure Ltd	Goldman Sachs	(62,080)
(658)	Novocure Ltd	HSBC	(12,186)
(5,471)	Novocure Ltd	Morgan Stanley	(23,416)
(59,920)	Novume Solutions Inc	Bank of America Merrill Lynch	(14,381)
(24,176)	Novume Solutions Inc	Barclays Bank	(5,077)
(4,322)	Novume Solutions Inc	HSBC	(951)

保有高	銘柄	取引相手	未実現純評価益 /(損) (米ドル)
	米国(続き)		
(226)	Novume Solutions Inc	Morgan Stanley	(47)
(11,506)	NOW Inc	Barclays Bank	(7,939)
(4,621)	NRG Energy Inc	Barclays Bank	416
27,232	NRG Energy Inc	Goldman Sachs	55,009
16,886	NRG Energy Inc	Morgan Stanley	(1,520)
(11,184)	NRG Energy Inc	Morgan Stanley	1,007
(2,523)	Nu Skin Enterprises Inc 'A'	Bank of America Merrill Lynch	(1,690)
(10,307)	Nu Skin Enterprises Inc 'A'	Barclays Bank	(12,059)
(6,903)	Nu Skin Enterprises Inc 'A'	Goldman Sachs	(4,625)
(6,437)	Nucor Corp	Barclays Bank	(54,843)
(4,226)	Nucor Corp	Goldman Sachs	(66,468)
(10,239)	Nucor Corp	HSBC	(49,100)
(11,211)	Nucor Corp	Morgan Stanley	(95,517)
(3,169)	Nurix Therapeutics Inc	Barclays Bank	380
(3,660)	Nurix Therapeutics Inc	Goldman Sachs	(1,061)
32,437	Nutanix Inc 'A'	Barclays Bank	(162,509)
20,292	Nutanix Inc 'A'	Goldman Sachs	(106,869)
28,559	Nutanix Inc 'A'	HSBC	(132,593)
(1,266)	Nuvalent Inc 'A'	Goldman Sachs	(2,494)
(6,651)	Nuvalent Inc 'A'	HSBC	(4,257)
(864)	NuVasive Inc	Bank of America Merrill Lynch	(3,594)
(5,396)	NuVasive Inc	Barclays Bank	(14,104)
20,185	Nuvation Bio Inc	Barclays Bank	(5,652)
34,161	Nuvation Bio Inc	Goldman Sachs	(18,789)
7,243	Nuvve Holding Corp	Barclays Bank	4,491
4,756	Nuvve Holding Corp	Goldman Sachs	2,806
(1,409)	NV5 Global Inc	Barclays Bank	(12,089)
(2,347)	NV5 Global Inc	Goldman Sachs	(21,827)
(2,299)	NV5 Global Inc	HSBC	(24,199)
(690)	NV5 Global Inc	Morgan Stanley	(4,403)
(1,849)	NVE Corp	Bank of America Merrill Lynch	(2,884)
(13,725)	NVE Corp	Barclays Bank	(2,745)
(8,692)	NVE Corp	Goldman Sachs	(13,560)
(2,315)	NVE Corp	HSBC	(6,968)
(895)	NVE Corp	Morgan Stanley	(179)
3,317	nVent Electric Plc	Bank of America Merrill Lynch	2,919
40,778	nVent Electric Plc	Barclays Bank	19,981
23,552	nVent Electric Plc	Goldman Sachs	20,725
14,262	nVent Electric Plc	HSBC	15,260
2,539	nVent Electric Plc	Morgan Stanley	1,244
(969)	NVIDIA Corp	Bank of America Merrill Lynch	(12,568)
(2,082)	NVIDIA Corp	Barclays Bank	(34,624)
(2,057)	NVIDIA Corp	Goldman Sachs	(26,402)
4,091	NVIDIA Corp	Goldman Sachs	68,373
(1,631)	NVIDIA Corp	HSBC	(25,263)

保有高	銘柄	取引相手	未実現純評価益 /(損) (米ドル)
	米国(続き)		
(1,427)	NVIDIA Corp	Morgan Stanley	(23,731)
973	NVIDIA Corp	Morgan Stanley	16,181
(76)	NVR Inc	Bank of America Merrill Lynch	(13,402)
(65)	NVR Inc	Barclays Bank	(11,130)
(273)	NVR Inc	Goldman Sachs	(42,286)
(173)	NVR Inc	HSBC	(2,147)
(281)	NVR Inc	Morgan Stanley	(48,119)
(514)	NXP Semiconductors NV	Bank of America Merrill Lynch	(7,217)
(11,906)	NXP Semiconductors NV	Barclays Bank	(123,108)
4,844	NXP Semiconductors NV	Goldman Sachs	68,010
(759)	NXP Semiconductors NV	Goldman Sachs	(9,087)
(3,568)	NXP Semiconductors NV	HSBC	(50,470)
600	NXP Semiconductors NV	Morgan Stanley	6,204
(4,968)	NXP Semiconductors NV	Morgan Stanley	(51,369)
4,708	Nymox Pharmaceutical Corp	Bank of America Merrill Lynch	(4,402)
21,780	Nymox Pharmaceutical Corp	Goldman Sachs	(20,364)
46,926	Nymox Pharmaceutical Corp	Morgan Stanley	(1,666)
(5,222)	Oak Street Health Inc	Bank of America Merrill Lynch	(9,608)
12,860	Oak Street Health Inc	Goldman Sachs	23,662
(4,875)	Oak Street Health Inc	Goldman Sachs	(8,970)
4,971	Oak Street Health Inc	HSBC	12,974
899	Oak Street Health Inc	Morgan Stanley	872
(2,961)	Oak Street Health Inc	Morgan Stanley	(2,872)
6,480	Oak Valley Bancorp	Barclays Bank	-
10,269	Oak Valley Bancorp	Goldman Sachs	(2,156)
6,612	Oak Valley Bancorp	HSBC	(1,719)
3,345	Oak Valley Bancorp	Morgan Stanley	-
1,766	Oasis Petroleum Inc	Bank of America Merrill Lynch	38,658
625	Oasis Petroleum Inc	Barclays Bank	8,469
2,727	Oasis Petroleum Inc	Goldman Sachs	59,694
5,625	Oasis Petroleum Inc	HSBC	147,917
370	Oasis Petroleum Inc	Morgan Stanley	5,014
(642)	Occidental Petroleum Corp	Bank of America Merrill Lynch	(3,139)
998	Occidental Petroleum Corp	Bank of America Merrill Lynch	4,880
3,757	Occidental Petroleum Corp	Bank of America Merrill Lynch	18,334
1,112	Occidental Petroleum Corp	Barclays Bank	7,984
3,458	Occidental Petroleum Corp	Goldman Sachs	18,303
(3,362)	Occidental Petroleum Corp	HSBC	(49,119)
3,371	Occidental Petroleum Corp	HSBC	49,400
2,916	Occidental Petroleum Corp	HSBC	42,603
(1,729)	Occidental Petroleum Corp	Morgan Stanley	(12,259)
1,189	Occidental Petroleum Corp	Morgan Stanley	9,804
79	Ocean Bio-Chem Inc	Bank of America Merrill Lynch	(36)
578	Ocean Bio-Chem Inc	Barclays Bank	(92)
4,425	Oceaneering International Inc	Bank of America Merrill Lynch	8,850

保有高	銘柄	取引相手	未実現純評価益 /(損) (米ドル)
	米国(続き)		
24,087	Oceaneering International Inc	Barclays Bank	28,182
51,397	Oceaneering International Inc	Goldman Sachs	102,794
22,300	Oceaneering International Inc	HSBC	47,722
9,356	Oceaneering International Inc	Morgan Stanley	10,947
23,365	OceanFirst Financial Corp	Bank of America Merrill Lynch	17,469
115,623	OceanFirst Financial Corp	Barclays Bank	63,593
46,543	OceanFirst Financial Corp	HSBC	29,322
42,685	OceanFirst Financial Corp	Morgan Stanley	23,477
(680)	Oconee Federal Financial Corp	Barclays Bank	(469)
(27,807)	Ocugen Inc	Barclays Bank	(5,561)
(3,634)	Ocular Therapeutix Inc	Barclays Bank	563
(16,813)	Ocular Therapeutix Inc	Goldman Sachs	3,951
(7,196)	Ocular Therapeutix Inc	HSBC	971
4,508	Ocwen Financial Corp	Barclays Bank	4,373
3,306	Ocwen Financial Corp	Goldman Sachs	16,728
1,246	Ocwen Financial Corp	HSBC	5,433
(1,964)	ODP Corp	Barclays Bank	1,650
(7,108)	ODP Corp	Goldman Sachs	22,319
(4,508)	ODP Corp	HSBC	20,196
(10,017)	Offerpad Solutions Inc	Barclays Bank	4,107
(4,382)	Offerpad Solutions Inc	HSBC	438
12,943	Office Properties Income Trust (REIT)	Bank of America Merrill Lynch	9,433
5,300	Office Properties Income Trust (REIT)	Barclays Bank	2,226
11,100	Office Properties Income Trust (REIT)	Goldman Sachs	9,102
3,203	Office Properties Income Trust (REIT)	HSBC	3,031
17,415	Office Properties Income Trust (REIT)	Morgan Stanley	7,314
(1,209)	OFG Bancorp	HSBC	(342)
18,499	OGE Energy Corp	Bank of America Merrill Lynch	31,633
57,717	OGE Energy Corp	Barclays Bank	53,677
42,960	OGE Energy Corp	Goldman Sachs	73,462
7,244	OGE Energy Corp	HSBC	13,981
157,824	OGE Energy Corp	Morgan Stanley	146,776
(1,627)	Ohio Valley Banc Corp	Bank of America Merrill Lynch	586
(1,071)	Ohio Valley Banc Corp	Morgan Stanley	1,157
(41,642)	O-I Glass Inc	Barclays Bank	(73,706)
(3,499)	O-I Glass Inc	Goldman Sachs	(8,573)
(13,376)	O-I Glass Inc	HSBC	(40,839)
(2,476)	O-I Glass Inc	Morgan Stanley	(4,383)
39,132	Oil States International Inc	Barclays Bank	34,045
31,201	Oil States International Inc	Goldman Sachs	26,833
42,416	Oil States International Inc	HSBC	70,411
(7,002)	Oil-Dri Corp of America	Goldman Sachs	2,661
(2,153)	Oil-Dri Corp of America	HSBC	3,186
2,651	Okta Inc	Bank of America Merrill Lynch	(3,238)
1,830	Okta Inc	Barclays Bank	2,452

保有高	銘柄	取引相手	未実現純評価益 /(損) (米ドル)
	米国(続き)		
4,529	Okta Inc	Goldman Sachs	(15,370)
2,461	Okta Inc	HSBC	(9,053)
983	Okta Inc	Morgan Stanley	1,317
(19,598)	Olaplex Holdings Inc	Bank of America Merrill Lynch	(50,759)
(25,131)	Olaplex Holdings Inc	Goldman Sachs	(65,089)
(22,941)	Olaplex Holdings Inc	HSBC	(89,453)
(1,357)	Old Dominion Freight Line Inc	Bank of America Merrill Lynch	9,295
4,998	Old Dominion Freight Line Inc	Barclays Bank	27,839
(551)	Old Dominion Freight Line Inc	Barclays Bank	(3,069)
775	Old Dominion Freight Line Inc	Goldman Sachs	(5,309)
(449)	Old Dominion Freight Line Inc	Goldman Sachs	3,076
(531)	Old Dominion Freight Line Inc	HSBC	7,995
11,026	Old National Bancorp	Bank of America Merrill Lynch	4,741
(14,212)	Old National Bancorp	Bank of America Merrill Lynch	(6,111)
156,794	Old National Bancorp	Barclays Bank	23,672
(21,340)	Old National Bancorp	Barclays Bank	(3,841)
125,020	Old National Bancorp	Goldman Sachs	53,759
(7,665)	Old National Bancorp	Goldman Sachs	(3,296)
44,073	Old National Bancorp	HSBC	12,208
(28,471)	Old National Bancorp	HSBC	(5,345)
16,089	Old National Bancorp	Morgan Stanley	3,358
(10,430)	Old National Bancorp	Morgan Stanley	(1,877)
6,701	Old Republic International Corp	Bank of America Merrill Lynch	5,428
85,774	Old Republic International Corp	Barclays Bank	54,895
90,704	Old Republic International Corp	Goldman Sachs	73,470
37,267	Old Republic International Corp	HSBC	36,894
38,792	Old Republic International Corp	Morgan Stanley	24,827
10,289	Old Second Bancorp Inc	Bank of America Merrill Lynch	10,495
36,685	Old Second Bancorp Inc	Barclays Bank	13,207
22,825	Old Second Bancorp Inc	Goldman Sachs	23,281
13,014	Old Second Bancorp Inc	HSBC	12,363
52,884	Old Second Bancorp Inc	Morgan Stanley	19,038
3,798	Olema Pharmaceuticals Inc	Bank of America Merrill Lynch	2,583
3,827	Olema Pharmaceuticals Inc	Barclays Bank	1,952
22,059	Olema Pharmaceuticals Inc	Goldman Sachs	15,000
10,150	Olema Pharmaceuticals Inc	HSBC	8,323
26,186	Olema Pharmaceuticals Inc	Morgan Stanley	13,355
(2,350)	Olin Corp	Bank of America Merrill Lynch	(9,189)
(17,716)	Olin Corp	Barclays Bank	(54,565)
(8,016)	Olin Corp	Morgan Stanley	(24,689)
(631)	Ollie's Bargain Outlet Holdings Inc	Bank of America Merrill Lynch	907
2,164	Ollie's Bargain Outlet Holdings Inc	Barclays Bank	6,579
(5,868)	Ollie's Bargain Outlet Holdings Inc	Goldman Sachs	(1,467)
1,466	Ollie's Bargain Outlet Holdings Inc	Goldman Sachs	367
954	Ollie's Bargain Outlet Holdings Inc	Morgan Stanley	2,900

保有高	銘柄	取引相手	未実現純評価益 /(損) (米ドル)
	米国(続き)		
1,172	Olympic Steel Inc	Bank of America Merrill Lynch	3,551
7,025	Olympic Steel Inc	Barclays Bank	(3,864)
17,544	Olympic Steel Inc	Goldman Sachs	53,158
342	Omega Flex Inc	Morgan Stanley	1,016
(15,747)	Omega Healthcare Investors Inc (REIT)	Bank of America Merrill Lynch	1,701
(19,253)	Omega Healthcare Investors Inc (REIT)	Barclays Bank	(21,178)
(50,115)	Omega Healthcare Investors Inc (REIT)	Goldman Sachs	(24,125)
(22,500)	Omega Healthcare Investors Inc (REIT)	HSBC	(35,550)
(8,937)	Omega Healthcare Investors Inc (REIT)	Morgan Stanley	(9,831)
13,377	Omega Therapeutics Inc	Barclays Bank	(2,675)
2,756	Omega Therapeutics Inc	Goldman Sachs	(744)
306	Omega Therapeutics Inc	HSBC	(67)
18,594	Omeros Corp	Bank of America Merrill Lynch	(8,925)
15,425	Omeros Corp	Barclays Bank	(4,319)
8,966	Omeros Corp	Goldman Sachs	(4,304)
3,934	Omeros Corp	HSBC	(551)
7,795	Omeros Corp	Morgan Stanley	(2,183)
8,066	Omniceil Inc	Barclays Bank	3,065
10,834	Omniceil Inc	Goldman Sachs	22,969
4,051	Omniceil Inc	HSBC	(2,795)
325	Omniceil Inc	Morgan Stanley	55
3,316	Omnicom Group Inc	Bank of America Merrill Lynch	(8,787)
2,865	Omnicom Group Inc	Barclays Bank	(4,326)
8,033	Omnicom Group Inc	Goldman Sachs	(13,912)
8,747	Omnicom Group Inc	HSBC	(25,706)
2,003	Omnicom Group Inc	Morgan Stanley	7,095
(2,735)	ON Semiconductor Corp	Barclays Bank	(10,966)
(11,990)	ON Semiconductor Corp	Goldman Sachs	(58,151)
(18,595)	ON Semiconductor Corp	HSBC	(164,140)
(1,864)	ON Semiconductor Corp	Morgan Stanley	(7,661)
15,681	ON24 Inc	HSBC	19,288
3,961	ON24 Inc	Morgan Stanley	3,248
(12,359)	Oncocyte Corp	Goldman Sachs	1,730
(14,620)	Oncocyte Corp	HSBC	1,170
(32,664)	Oncocyte Corp	Morgan Stanley	1,960
216	Oncorus Inc	Bank of America Merrill Lynch	(2)
9,268	Oncorus Inc	Barclays Bank	(927)
11,874	Oncorus Inc	Goldman Sachs	(119)
3,206	Oncorus Inc	Morgan Stanley	(321)
5,848	Oncternal Therapeutics Inc	Bank of America Merrill Lynch	3,359
3,627	Oncternal Therapeutics Inc	Barclays Bank	1,796
3,484	Oncternal Therapeutics Inc	Goldman Sachs	2,001
7,969	Oncternal Therapeutics Inc	HSBC	2,627
(32,170)	Ondas Holdings Inc	Bank of America Merrill Lynch	(16,085)
(12,840)	Ondas Holdings Inc	Barclays Bank	(5,393)

保有高	銘柄	取引相手	未実現純評価益 /(損) (米ドル)
	米国(続き)		
4,781	ONE Gas Inc	Bank of America Merrill Lynch	1,352
26,256	ONE Gas Inc	Barclays Bank	1,557
(5,687)	ONE Gas Inc	Barclays Bank	(739)
33,006	ONE Gas Inc	Goldman Sachs	27,471
20,786	ONE Gas Inc	HSBC	25,089
(7,409)	ONE Gas Inc	HSBC	(9,970)
7,064	ONE Gas Inc	Morgan Stanley	(3,885)
(2,500)	ONE Gas Inc	Morgan Stanley	(325)
2,426	ONE Group Hospitality Inc	Bank of America Merrill Lynch	1,650
2,284	ONE Group Hospitality Inc	Barclays Bank	1,782
11,602	ONE Group Hospitality Inc	Morgan Stanley	9,050
(46,395)	One Liberty Properties Inc (REIT)	Barclays Bank	(58,922)
(44,641)	One Liberty Properties Inc (REIT)	Goldman Sachs	(47,319)
(8,123)	One Liberty Properties Inc (REIT)	HSBC	(18,764)
(5,445)	OneMain Holdings Inc	Bank of America Merrill Lynch	(12,193)
3,332	OneMain Holdings Inc	Bank of America Merrill Lynch	5,764
(2,878)	OneMain Holdings Inc	Barclays Bank	(5,180)
(3,468)	OneMain Holdings Inc	Goldman Sachs	(2,670)
6,738	OneMain Holdings Inc	Goldman Sachs	5,884
(15,893)	OneMain Holdings Inc	HSBC	(33,517)
973	OneMain Holdings Inc	HSBC	1,522
(2,300)	OneMain Holdings Inc	Morgan Stanley	(4,140)
(14,436)	ONEOK Inc	Bank of America Merrill Lynch	(18,443)
(8,865)	ONEOK Inc	Barclays Bank	(28,988)
(34,665)	ONEOK Inc	Goldman Sachs	(60,016)
(19,286)	ONEOK Inc	HSBC	(66,717)
(15,746)	ONEOK Inc	Morgan Stanley	(51,714)
(24,892)	OneSpan Inc	Barclays Bank	(8,712)
(38,203)	OneSpan Inc	Goldman Sachs	(55,012)
(6,437)	OneSpan Inc	HSBC	(12,423)
(21,339)	OneSpan Inc	Morgan Stanley	(7,469)
7,676	OneSpaWorld Holdings Ltd	Bank of America Merrill Lynch	1,535
31,697	OneSpaWorld Holdings Ltd	Barclays Bank	(2,219)
31,722	OneSpaWorld Holdings Ltd	Goldman Sachs	6,344
35,093	OneSpaWorld Holdings Ltd	HSBC	12,468
12,260	OneSpaWorld Holdings Ltd	Morgan Stanley	(858)
(2,255)	OneWater Marine Inc 'A'	Bank of America Merrill Lynch	(699)
(14,127)	OneWater Marine Inc 'A'	Barclays Bank	(13,986)
(2,562)	OneWater Marine Inc 'A'	HSBC	3,741
(1,314)	OneWater Marine Inc 'A'	Morgan Stanley	(1,301)
(825)	Onto Innovation Inc	Bank of America Merrill Lynch	(5,750)
1,186	Onto Innovation Inc	Bank of America Merrill Lynch	8,266
(3,216)	Onto Innovation Inc	Barclays Bank	(18,588)
8,388	Onto Innovation Inc	Barclays Bank	48,483
(21,273)	Onto Innovation Inc	Goldman Sachs	(148,273)

保有高	銘柄	取引相手	未実現純評価益 /(損) (米ドル)
	米国(続き)		
5,997	Onto Innovation Inc	Goldman Sachs	41,799
(2,251)	Onto Innovation Inc	HSBC	(21,848)
1,473	Onto Innovation Inc	HSBC	12,882
(1,607)	Onto Innovation Inc	Morgan Stanley	(9,288)
1,048	Onto Innovation Inc	Morgan Stanley	6,057
(2,519)	Ontrak Inc	Bank of America Merrill Lynch	(529)
(5,278)	Ontrak Inc	Barclays Bank	(1,478)
15,433	Ooma Inc	Bank of America Merrill Lynch	22,687
25,354	Ooma Inc	Barclays Bank	9,888
15,806	Ooma Inc	Goldman Sachs	23,235
3,044	Ooma Inc	HSBC	4,536
14,487	Ooma Inc	Morgan Stanley	5,650
23,388	OP Bancorp	Goldman Sachs	8,887
23,417	OP Bancorp	Morgan Stanley	8,898
10,765	Open Lending Corp 'A'	Bank of America Merrill Lynch	4,161
6,152	Open Lending Corp 'A'	Barclays Bank	1,538
19,181	Open Lending Corp 'A'	Goldman Sachs	7,424
2,653	Open Lending Corp 'A'	HSBC	(516)
8,343	Open Lending Corp 'A'	Morgan Stanley	2,086
5,480	Opendoor Technologies Inc	Bank of America Merrill Lynch	493
(4,086)	Opendoor Technologies Inc	Bank of America Merrill Lynch	(368)
12,156	Opendoor Technologies Inc	Barclays Bank	5,835
(41,390)	Opendoor Technologies Inc	Barclays Bank	(19,867)
10,201	Opendoor Technologies Inc	Goldman Sachs	918
31,522	Opendoor Technologies Inc	HSBC	39,402
13,313	OPKO Health Inc	HSBC	8,520
11,583	OPKO Health Inc	Morgan Stanley	(232)
8,079	Opportun Financial Corp	Bank of America Merrill Lynch	(1,858)
13,126	Opportun Financial Corp	Barclays Bank	(656)
24,548	Opportun Financial Corp	Goldman Sachs	(5,646)
11,809	Opportun Financial Corp	HSBC	2,008
4,016	Opportun Financial Corp	Morgan Stanley	(201)
(862)	Oppenheimer Holdings Inc 'A'	Bank of America Merrill Lynch	(2,113)
(7,954)	Oppenheimer Holdings Inc 'A'	Barclays Bank	(11,430)
(1,516)	Oppenheimer Holdings Inc 'A'	HSBC	(191)
(3,107)	Oppenheimer Holdings Inc 'A'	Morgan Stanley	(5,624)
(1,646)	OptimizeRx Corp	Bank of America Merrill Lynch	(1,959)
(2,310)	OptimizeRx Corp	Barclays Bank	185
(5,283)	OptimizeRx Corp	Goldman Sachs	(3,720)
(3,912)	OptimizeRx Corp	HSBC	(6,729)
(13,315)	OptimizeRx Corp	Morgan Stanley	1,065
66,840	Optinose Inc	Barclays Bank	9,358
27,036	Optinose Inc	Goldman Sachs	5,407
30,661	Optinose Inc	HSBC	2,759
26,068	Optinose Inc	Morgan Stanley	3,650

保有高	銘柄	取引相手	未実現純評価益 /(損) (米ドル)
	米国(続き)		
(9,583)	Option Care Health Inc	Bank of America Merrill Lynch	(17,921)
(23,620)	Option Care Health Inc	Barclays Bank	(47,240)
(9,644)	Option Care Health Inc	Goldman Sachs	(18,034)
(11,322)	Option Care Health Inc	HSBC	(26,438)
(13,597)	Option Care Health Inc	Morgan Stanley	(27,194)
(260)	Oracle Corp	Bank of America Merrill Lynch	(551)
(35,466)	Oracle Corp	Barclays Bank	(74,124)
(18,880)	Oracle Corp	Morgan Stanley	(39,459)
6,522	Oramed Pharmaceuticals Inc	Barclays Bank	1,500
4,290	Oramed Pharmaceuticals Inc	Goldman Sachs	760
1,853	Oramed Pharmaceuticals Inc	HSBC	760
781	Oramed Pharmaceuticals Inc	Morgan Stanley	180
(2,676)	OraSure Technologies Inc	Bank of America Merrill Lynch	2,301
(9,849)	OraSure Technologies Inc	Barclays Bank	13,001
(15,123)	OraSure Technologies Inc	Goldman Sachs	13,006
(18,681)	OraSure Technologies Inc	HSBC	25,967
(5,383)	Orbital Energy Group Inc	Goldman Sachs	(269)
(27,239)	Orchid Island Capital Inc (REIT)	Bank of America Merrill Lynch	(2,860)
(76,781)	Orchid Island Capital Inc (REIT)	Barclays Bank	(3,455)
(66,253)	Orchid Island Capital Inc (REIT)	Goldman Sachs	(6,957)
(229,416)	Orchid Island Capital Inc (REIT)	HSBC	(30,971)
(30,355)	Orchid Island Capital Inc (REIT)	Morgan Stanley	(1,366)
(2,272)	O'Reilly Automotive Inc	Barclays Bank	(145,158)
(1,230)	O'Reilly Automotive Inc	Goldman Sachs	(1,043)
(1,396)	O'Reilly Automotive Inc	HSBC	(45,970)
(27,630)	Organogenesis Holdings Inc	Barclays Bank	(1,934)
(14,502)	Organon & Co	Barclays Bank	(5,365)
(17,947)	Organon & Co	Goldman Sachs	(42,297)
2,019	Orgenesis Inc	Bank of America Merrill Lynch	(464)
7,279	Orgenesis Inc	Barclays Bank	2,766
6,742	Orgenesis Inc	Goldman Sachs	(1,551)
6,736	Orgenesis Inc	Morgan Stanley	2,560
(13,802)	ORIC Pharmaceuticals Inc	Barclays Bank	(3,036)
(11,856)	ORIC Pharmaceuticals Inc	Goldman Sachs	237
4,118	Origin Bancorp Inc	Bank of America Merrill Lynch	5,889
34,234	Origin Bancorp Inc	Barclays Bank	30,173
35,539	Origin Bancorp Inc	Goldman Sachs	49,983
24,579	Origin Bancorp Inc	HSBC	8,357
7,452	Origin Bancorp Inc	Morgan Stanley	6,781
70,084	Origin Materials Inc	Barclays Bank	18,923
(9,331)	Orion Energy Systems Inc	Barclays Bank	1,026
(46,866)	Orion Engineered Carbons SA	Goldman Sachs	(79,204)
(4,817)	Orion Engineered Carbons SA	HSBC	(11,127)
6,129	Orion Office Inc (REIT)	Bank of America Merrill Lynch	1,630
22,889	Orion Office Inc (REIT)	Barclays Bank	6,867

保有高	銘柄	取引相手	未実現純評価益 /(損) (米ドル)
	米国(続き)		
(32,305)	Orion Office Inc (REIT)	Barclays Bank	(9,692)
8,963	Orion Office Inc (REIT)	Goldman Sachs	2,609
(11,842)	Orion Office Inc (REIT)	Goldman Sachs	(5,210)
(14,621)	Orion Office Inc (REIT)	HSBC	(9,065)
1,873	Orion Office Inc (REIT)	Morgan Stanley	562
(25,247)	Ormat Technologies Inc	Barclays Bank	(141,636)
(11,787)	Ormat Technologies Inc	Goldman Sachs	(128,361)
(8,135)	Ormat Technologies Inc	HSBC	(71,425)
(1,558)	Ormat Technologies Inc	Morgan Stanley	(8,740)
4,585	Orrstown Financial Services Inc	Bank of America Merrill Lynch	3,714
11,022	Orrstown Financial Services Inc	Barclays Bank	7,054
9,211	Orrstown Financial Services Inc	Goldman Sachs	7,461
11,169	Orrstown Financial Services Inc	HSBC	7,801
1,015	Orrstown Financial Services Inc	Morgan Stanley	650
8,937	Orthofix Medical Inc	Bank of America Merrill Lynch	(2,860)
20,762	Orthofix Medical Inc	Barclays Bank	3,322
7,505	Orthofix Medical Inc	Goldman Sachs	(2,402)
1,469	Orthofix Medical Inc	HSBC	(823)
4,449	Orthofix Medical Inc	Morgan Stanley	712
(4,610)	OrthoPediatrics Corp	Bank of America Merrill Lynch	(11,940)
(545)	OrthoPediatrics Corp	Barclays Bank	(921)
(5,095)	OrthoPediatrics Corp	Goldman Sachs	(13,196)
(549)	OrthoPediatrics Corp	HSBC	(2,057)
(6,155)	OrthoPediatrics Corp	Morgan Stanley	(10,402)
(1,056)	Oshkosh Corp	Barclays Bank	740
6,797	Oshkosh Corp	Barclays Bank	12,931
(2,260)	Oshkosh Corp	Goldman Sachs	816
(10,000)	Oshkosh Corp	HSBC	(12,336)
11,082	Oshkosh Corp	HSBC	13,631
11,498	OSI Systems Inc	Barclays Bank	7,819
4,397	OSI Systems Inc	Goldman Sachs	7,387
24,337	OSI Systems Inc	Morgan Stanley	16,549
801	Otis Worldwide Corp	Bank of America Merrill Lynch	(873)
3,350	Otis Worldwide Corp	Barclays Bank	1,005
32,705	Otis Worldwide Corp	Goldman Sachs	(3,311)
954	Otis Worldwide Corp	HSBC	275
1,891	Otis Worldwide Corp	Morgan Stanley	567
(1,669)	Otter Tail Corp	Bank of America Merrill Lynch	(2,217)
(21,002)	Otter Tail Corp	Barclays Bank	(29,110)
(7,390)	Otter Tail Corp	Goldman Sachs	(15,557)
(1,814)	Otter Tail Corp	HSBC	(2,617)
(1,952)	Otter Tail Corp	Morgan Stanley	(1,269)
30,193	Ouster Inc	Bank of America Merrill Lynch	(4,404)
11,666	Ouster Inc	Barclays Bank	(992)
11,160	Ouster Inc	HSBC	(5,413)

保有高	銘柄	取引相手	未実現純評価益 /(損) (米ドル)
	米国(続き)		
48,571	Outbrain Inc	Barclays Bank	1,457
12,194	Outbrain Inc	Goldman Sachs	2,561
2,598	Outbrain Inc	HSBC	(6,547)
2,607	Outbrain Inc	Morgan Stanley	78
10,329	Outfront Media Inc (REIT)	Bank of America Merrill Lynch	(2,025)
97,280	Outfront Media Inc (REIT)	Barclays Bank	39,109
64,640	Outfront Media Inc (REIT)	Goldman Sachs	(18,263)
87,424	Outfront Media Inc (REIT)	HSBC	(16,469)
12,381	Outfront Media Inc (REIT)	Morgan Stanley	4,334
(55,361)	Outlook Therapeutics Inc	Goldman Sachs	44,943
(34,682)	Outlook Therapeutics Inc	HSBC	24,534
(11,688)	Outlook Therapeutics Inc	Morgan Stanley	9,350
(6,984)	Outset Medical Inc	Barclays Bank	13,479
(4,281)	Outset Medical Inc	Goldman Sachs	16,268
(6,874)	Outset Medical Inc	HSBC	7,424
(1,356)	Outset Medical Inc	Morgan Stanley	2,617
(138,038)	Overseas Shipholding Group Inc 'A'	Bank of America Merrill Lynch	(12,423)
(25,219)	Overseas Shipholding Group Inc 'A'	Barclays Bank	(3,278)
(11,707)	Overseas Shipholding Group Inc 'A'	Goldman Sachs	(1,054)
(9,870)	Overseas Shipholding Group Inc 'A'	HSBC	(2,073)
1,516	Overstock.com Inc	Bank of America Merrill Lynch	4,760
9,123	Overstock.com Inc	Goldman Sachs	27,492
8,568	Overstock.com Inc	HSBC	(18,335)
(11,490)	Ovid therapeutics Inc	Barclays Bank	2,068
(29,084)	Ovid therapeutics Inc	Goldman Sachs	9,889
5,858	Ovintiv Inc	Bank of America Merrill Lynch	71,369
30,733	Ovintiv Inc	Barclays Bank	253,505
29,979	Ovintiv Inc	Goldman Sachs	408,234
1,659	Ovintiv Inc	HSBC	17,901
3,420	Ovintiv Inc	Morgan Stanley	28,283
(1,883)	Owens & Minor Inc	Bank of America Merrill Lynch	659
(7,580)	Owens & Minor Inc	Goldman Sachs	2,653
(5,537)	Owens & Minor Inc	HSBC	7,608
(3,449)	Owens & Minor Inc	Morgan Stanley	(517)
1,117	Owens Corning	Bank of America Merrill Lynch	1,765
5,439	Owens Corning	Barclays Bank	12,945
27,750	Owens Corning	Goldman Sachs	43,845
14,885	Owens Corning	Morgan Stanley	35,426
1,926	Oxford Industries Inc	Bank of America Merrill Lynch	9,476
2,706	Oxford Industries Inc	Barclays Bank	17,589
2,537	Oxford Industries Inc	Goldman Sachs	12,482
4,964	Oxford Industries Inc	HSBC	35,954
1,160	Oxford Industries Inc	Morgan Stanley	7,540
8,427	Oyster Point Pharma Inc	Goldman Sachs	(6,742)
3,594	Oyster Point Pharma Inc	HSBC	(4,205)

保有高	銘柄	取引相手	未実現純評価益 /(損) (米ドル)
	米国(続き)		
6,392	PACCAR Inc	Bank of America Merrill Lynch	8,865
21,630	PACCAR Inc	Barclays Bank	71,523
16,728	PACCAR Inc	Goldman Sachs	34,460
14,854	PACCAR Inc	HSBC	17,722
18,204	PACCAR Inc	Morgan Stanley	62,834
(836)	Pacific Biosciences of California Inc	Bank of America Merrill Lynch	(251)
14,338	Pacific Biosciences of California Inc	Barclays Bank	2,129
6,258	Pacific Biosciences of California Inc	Goldman Sachs	1,877
(8,253)	Pacific Biosciences of California Inc	HSBC	(4,374)
5,510	Pacific Biosciences of California Inc	HSBC	2,920
(5,619)	Pacific Premier Bancorp Inc	Bank of America Merrill Lynch	(8,148)
(37,380)	Pacific Premier Bancorp Inc	Barclays Bank	(26,166)
(55,294)	Pacific Premier Bancorp Inc	Goldman Sachs	(75,441)
(2,616)	Pacific Premier Bancorp Inc	HSBC	(732)
(2,731)	Pacific Premier Bancorp Inc	Morgan Stanley	(1,912)
(2,678)	Pacira BioSciences Inc	Bank of America Merrill Lynch	(54)
(5,331)	Pacira BioSciences Inc	Barclays Bank	(2,399)
(753)	Pacira BioSciences Inc	Goldman Sachs	(15)
(914)	Pacira BioSciences Inc	HSBC	(3,702)
(4,528)	Pacira BioSciences Inc	Morgan Stanley	(2,038)
(6,798)	Packaging Corp of America	Barclays Bank	(27,396)
(3,691)	Packaging Corp of America	Goldman Sachs	(5,278)
3,498	Packaging Corp of America	Goldman Sachs	(8,581)
(9,974)	Packaging Corp of America	HSBC	38,001
(54,436)	Pactiv Evergreen Inc	Barclays Bank	(10,887)
(31,645)	Pactiv Evergreen Inc	Goldman Sachs	1,582
(3,875)	PacWest Bancorp	Barclays Bank	(3,836)
5,561	PacWest Bancorp	Barclays Bank	5,505
(48,772)	PacWest Bancorp	Goldman Sachs	(61,940)
15,865	PacWest Bancorp	Goldman Sachs	20,149
36,873	PacWest Bancorp	HSBC	(5,162)
12,151	PacWest Bancorp	Morgan Stanley	12,029
5,397	PagerDuty Inc	Bank of America Merrill Lynch	6,584
40,208	PagerDuty Inc	Barclays Bank	46,240
17,148	PagerDuty Inc	Goldman Sachs	20,921
1,537	Pain Therapeutics Inc	Morgan Stanley	1,322
(40,187)	Palantir Technologies Inc 'A'	Bank of America Merrill Lynch	(28,952)
(21,481)	Palantir Technologies Inc 'A'	Barclays Bank	(16,003)
(50,787)	Palantir Technologies Inc 'A'	Goldman Sachs	(36,312)
(52,801)	Palantir Technologies Inc 'A'	Morgan Stanley	(39,337)
197	Palo Alto Networks Inc	Bank of America Merrill Lynch	4,437
465	Palo Alto Networks Inc	Barclays Bank	1,419
497	Palo Alto Networks Inc	Goldman Sachs	28,849
1,094	Palo Alto Networks Inc	HSBC	47,928
1,300	Palo Alto Networks Inc	Morgan Stanley	3,965

保有高	銘柄	取引相手	未実現純評価益 /(損) (米ドル)
	米国(続き)		
(3,491)	Palomar Holdings Inc	Barclays Bank	(9,077)
(2,639)	Palomar Holdings Inc	Goldman Sachs	(11,849)
(1,102)	Palomar Holdings Inc	HSBC	(9,170)
(1,024)	PAM Transportation Services Inc	Barclays Bank	512
(8,804)	PAM Transportation Services Inc	Morgan Stanley	4,402
10,265	Pan American Silver Corp (Right)	Bank of America Merrill Lynch	103
46,959	Pan American Silver Corp (Right)	Goldman Sachs	470
21,553	Pan American Silver Corp (Right)	Morgan Stanley	216
(48,986)	Pangaea Logistics Solutions Ltd	Barclays Bank	(8,817)
(12,333)	Pangaea Logistics Solutions Ltd	Goldman Sachs	(16,033)
(16,851)	Pangaea Logistics Solutions Ltd	HSBC	(33,533)
5,099	Papa John's International Inc	Bank of America Merrill Lynch	29,471
9,108	Papa John's International Inc	Barclays Bank	85,889
27,521	Papa John's International Inc	Goldman Sachs	153,842
8,121	Papa John's International Inc	HSBC	37,562
6,866	Papa John's International Inc	Morgan Stanley	64,747
(2,394)	Par Pacific Holdings Inc	Bank of America Merrill Lynch	(3,232)
(6,483)	Par Pacific Holdings Inc	Barclays Bank	(6,289)
(12,601)	Par Pacific Holdings Inc	Goldman Sachs	(17,011)
(12,814)	Par Pacific Holdings Inc	HSBC	(41,902)
(9,691)	PAR Technology Corp	Barclays Bank	(21,029)
(3,103)	PAR Technology Corp	HSBC	(21,069)
11,518	Paragon 28 Inc	Barclays Bank	10,597
3,465	Paragon 28 Inc	HSBC	11,294
12,634	Paramount Group Inc (REIT)	Bank of America Merrill Lynch	3,411
41,403	Paramount Group Inc (REIT)	Barclays Bank	12,421
49,723	Paramount Group Inc (REIT)	Goldman Sachs	13,425
65,061	Paramount Group Inc (REIT)	HSBC	14,964
74,784	Paramount Group Inc (REIT)	Morgan Stanley	22,435
(29,496)	Paratek Pharmaceuticals Inc	Goldman Sachs	3,245
(15,672)	Paratek Pharmaceuticals Inc	Morgan Stanley	627
6,914	Pardes Biosciences Inc	Barclays Bank	(4,425)
8,617	Pardes Biosciences Inc	Goldman Sachs	259
1,872	Pardes Biosciences Inc	HSBC	(1,853)
(197)	Park Aerospace Corp	Bank of America Merrill Lynch	(18)
(63,928)	Park Aerospace Corp	Barclays Bank	(18,539)
(73,633)	Park Aerospace Corp	Goldman Sachs	(6,627)
(45,376)	Park Aerospace Corp	HSBC	(13,159)
(16,426)	Park Aerospace Corp	Morgan Stanley	(4,764)
(21,646)	Park City Group Inc	Bank of America Merrill Lynch	(14,070)
(81,158)	Park City Group Inc	Barclays Bank	(17,043)
(5,136)	Park Hotels & Resorts Inc (REIT)	Bank of America Merrill Lynch	1,438
115,113	Park Hotels & Resorts Inc (REIT)	Barclays Bank	168,065
(11,996)	Park Hotels & Resorts Inc (REIT)	Barclays Bank	(17,514)
20,807	Park Hotels & Resorts Inc (REIT)	Goldman Sachs	(5,826)

保有高	銘柄	取引相手	未実現純評価益 /(損) (米ドル)
	米国(続き)		
(3,563)	Park National Corp	Barclays Bank	(9,549)
(237)	Park National Corp	Goldman Sachs	(1,187)
(2,382)	Park National Corp	HSBC	(2,588)
(26,040)	Park National Corp	Morgan Stanley	(69,787)
(11,201)	Parke Bancorp Inc	Bank of America Merrill Lynch	(9,633)
(20,690)	Parke Bancorp Inc	Barclays Bank	(10,759)
(9,181)	Parke Bancorp Inc	Goldman Sachs	(7,896)
(904)	Parke Bancorp Inc	HSBC	(1,094)
(9,235)	Parke Bancorp Inc	Morgan Stanley	(4,802)
2,489	Parker Drilling Co	HSBC	622
(1,277)	Parker-Hannifin Corp	Bank of America Merrill Lynch	(6,372)
(3,182)	Parker-Hannifin Corp	Barclays Bank	(27,874)
(2,048)	Parker-Hannifin Corp	Goldman Sachs	(10,496)
(1,401)	Parker-Hannifin Corp	HSBC	(4,238)
4,472	Parker-Hannifin Corp	Morgan Stanley	39,175
(2,701)	Parker-Hannifin Corp	Morgan Stanley	(23,661)
(4,823)	Park-Ohio Holdings Corp	Bank of America Merrill Lynch	(5,836)
(7,585)	Park-Ohio Holdings Corp	Barclays Bank	(12,895)
(1,848)	Park-Ohio Holdings Corp	Goldman Sachs	(2,236)
(2,859)	Park-Ohio Holdings Corp	HSBC	(16,840)
(2,215)	Park-Ohio Holdings Corp	Morgan Stanley	(3,766)
(1,120)	Parsons Corp	Bank of America Merrill Lynch	(1,154)
(6,047)	Parsons Corp	Barclays Bank	(6,470)
(5,938)	Parsons Corp	Goldman Sachs	(6,116)
(4,842)	Parsons Corp	HSBC	(17,141)
(1,867)	Parsons Corp	Morgan Stanley	(1,998)
4,623	PARTS iD Inc	Bank of America Merrill Lynch	(2)
1,606	PARTS iD Inc	Barclays Bank	(104)
1,300	PARTS iD Inc	Goldman Sachs	(1)
8,472	PARTS iD Inc	Morgan Stanley	(551)
(24,180)	Party City Holdco Inc	Barclays Bank	(1,934)
(7,637)	Party City Holdco Inc	Goldman Sachs	153
(13,800)	Party City Holdco Inc	HSBC	(3,036)
5,521	Passage Bio Inc	Bank of America Merrill Lynch	635
13,784	Passage Bio Inc	Barclays Bank	(1,172)
27,029	Passage Bio Inc	Goldman Sachs	3,108
6,061	Passage Bio Inc	HSBC	(1,182)
8,630	Passage Bio Inc	Morgan Stanley	(734)
8,950	Patrick Industries Inc	Barclays Bank	3,849
3,858	Patrick Industries Inc	Goldman Sachs	(25,386)
1,818	Patrick Industries Inc	HSBC	(17,016)
8,030	Patterson Cos Inc	Barclays Bank	(803)
18,493	Patterson Cos Inc	Goldman Sachs	(2,034)
14,289	Patterson Cos Inc	HSBC	5,020
8,075	Patterson Cos Inc	Morgan Stanley	(808)

保有高	銘柄	取引相手	未実現純評価益 /(損) (米ドル)
	米国(続き)		
2,229	Patterson-UTL Energy Inc	Bank of America Merrill Lynch	8,403
9,114	Patterson-UTL Energy Inc	Barclays Bank	22,238
17,622	Patterson-UTL Energy Inc	Goldman Sachs	66,435
16,075	Patterson-UTL Energy Inc	HSBC	82,465
(140,548)	PAVmed Inc	Barclays Bank	(1,405)
(6,200)	PAVmed Inc	HSBC	2,232
21,445	Paya Holdings Inc	Barclays Bank	(858)
4,699	Paya Holdings Inc	Goldman Sachs	3,477
4,161	Paya Holdings Inc	HSBC	4,868
18,000	Paya Holdings Inc	Morgan Stanley	(720)
4,045	Paychex Inc	Bank of America Merrill Lynch	9,859
5,489	Paychex Inc	Barclays Bank	18,073
15,734	Paychex Inc	Goldman Sachs	36,500
4,524	Paychex Inc	HSBC	18,663
3,377	Paychex Inc	Morgan Stanley	14,859
4,407	Paycom Software Inc	Barclays Bank	53,368
2,143	Paycom Software Inc	Goldman Sachs	14,315
962	Paycom Software Inc	HSBC	6,080
(1,089)	Paycor HCM Inc	Bank of America Merrill Lynch	341
(2,861)	Paycor HCM Inc	Barclays Bank	1,688
(5,079)	Paycor HCM Inc	Goldman Sachs	(13,358)
(1,324)	Paycor HCM Inc	HSBC	(2,861)
3,170	Paylocity Holding Corp	Bank of America Merrill Lynch	36,582
2,783	Paylocity Holding Corp	Barclays Bank	17,477
2,915	Paylocity Holding Corp	Goldman Sachs	29,012
1,254	Paylocity Holding Corp	HSBC	10,860
2,439	Paylocity Holding Corp	Morgan Stanley	13,009
2,726	PayPal Holdings Inc	Barclays Bank	7,715
2,013	PayPal Holdings Inc	Goldman Sachs	12,803
17,199	PayPal Holdings Inc	HSBC	77,052
64,462	Paysafe Ltd	Bank of America Merrill Lynch	27,326
108,732	Paysafe Ltd	Barclays Bank	28,271
128,281	Paysafe Ltd	Goldman Sachs	64,140
23,013	Paysafe Ltd	HSBC	6,674
41,541	Paysafe Ltd	Morgan Stanley	10,801
(41,190)	Paysign Inc	Bank of America Merrill Lynch	(9,062)
(17,193)	Paysign Inc	Barclays Bank	(3,439)
(4,817)	Paysign Inc	Goldman Sachs	(1,060)
(11,281)	Paysign Inc	HSBC	(226)
(15,724)	Paysign Inc	Morgan Stanley	(3,145)
1,745	PBF Energy Inc 'A'	Bank of America Merrill Lynch	5,706
4,245	PBF Energy Inc 'A'	Barclays Bank	16,471
1,695	PBF Energy Inc 'A'	Goldman Sachs	5,543
4,569	PBF Energy Inc 'A'	HSBC	25,908
899	PC Connection Inc	Bank of America Merrill Lynch	(1,315)

保有高	銘柄	取引相手	未実現純評価益 /(損) (米ドル)
	米国(続き)		
4,990	PC Connection Inc	Barclays Bank	3,892
1,057	PC Connection Inc	HSBC	(2,703)
23,407	PC Connection Inc	Morgan Stanley	18,257
(1,110)	PCB Bancorp	Bank of America Merrill Lynch	(422)
(15,194)	PCB Bancorp	Barclays Bank	(11,851)
16,879	PCSB Financial Corp	Barclays Bank	26,500
41,532	PCSB Financial Corp	Goldman Sachs	71,435
14,856	PCSB Financial Corp	HSBC	17,976
36,352	PCSB Financial Corp	Morgan Stanley	57,073
(12,121)	PCTEL Inc	Bank of America Merrill Lynch	(727)
(16,023)	PCTEL Inc	Barclays Bank	(1,602)
(39,394)	PCTEL Inc	Goldman Sachs	(2,364)
(12,130)	PCTEL Inc	Morgan Stanley	(1,213)
(6,773)	PDC Energy Inc	Bank of America Merrill Lynch	(93,806)
(12,814)	PDC Energy Inc	Barclays Bank	(124,938)
(30,483)	PDC Energy Inc	Goldman Sachs	(422,189)
(4,228)	PDC Energy Inc	HSBC	(61,395)
(2,940)	PDF Solutions Inc	Bank of America Merrill Lynch	853
(8,046)	PDF Solutions Inc	Barclays Bank	(8,529)
(12,593)	PDF Solutions Inc	Goldman Sachs	3,652
(9,212)	PDF Solutions Inc	HSBC	(9,028)
(4,930)	PDF Solutions Inc	Morgan Stanley	(5,226)
(337,585)	PDL BioPharma Inc*	Bank of America Merrill Lynch	486,460
(46,279)	PDL BioPharma Inc*	Barclays Bank	66,688
(74,293)	PDL BioPharma Inc*	Goldman Sachs	107,056
(98,282)	PDL BioPharma Inc*	HSBC	141,624
(141,740)	PDL BioPharma Inc*	Morgan Stanley	204,247
(4,938)	PDS Biotechnology Corp	Barclays Bank	1,037
(1,282)	Peapack-Gladstone Financial Corp	Bank of America Merrill Lynch	(2,602)
(1,464)	Peapack-Gladstone Financial Corp	Barclays Bank	(2,284)
(4,886)	Peapack-Gladstone Financial Corp	Goldman Sachs	(9,919)
(3,047)	Peapack-Gladstone Financial Corp	HSBC	(4,845)
(4,787)	Peapack-Gladstone Financial Corp	Morgan Stanley	(7,468)
(3,623)	Pebblebrook Hotel Trust (REIT)	Bank of America Merrill Lynch	942
(20,779)	Pebblebrook Hotel Trust (REIT)	Barclays Bank	(27,220)
(57,520)	Pebblebrook Hotel Trust (REIT)	Goldman Sachs	14,248
(11,927)	Pebblebrook Hotel Trust (REIT)	HSBC	(6,415)
2,586	Pegasystems Inc	Barclays Bank	3,103
749	Pegasystems Inc	Goldman Sachs	(517)
(8,589)	Pegasystems Inc	HSBC	139,142
1,075	Pegasystems Inc	HSBC	785
1,275	Pegasystems Inc	Morgan Stanley	1,530
8,486	Peloton Interactive Inc 'A'	Bank of America Merrill Lynch	(10,862)
6,405	Peloton Interactive Inc 'A'	Goldman Sachs	(8,198)
(12,017)	Peloton Interactive Inc 'A'	Goldman Sachs	10,413

保有高	銘柄	取引相手	未実現純評価益 /(損) (米ドル)
	米国(続き)		
1,678	Peloton Interactive Inc 'A'	HSBC	1,153
(7,596)	Peloton Interactive Inc 'A'	HSBC	4,303
1,827	Peloton Interactive Inc 'A'	Morgan Stanley	1,060
2,612	Penn National Gaming Inc	Bank of America Merrill Lynch	2,637
1,686	Penn National Gaming Inc	Barclays Bank	1,332
5,576	Penn National Gaming Inc	Goldman Sachs	9,776
5,074	Penn National Gaming Inc	HSBC	3,057
2,310	Penn Virginia Corp	Bank of America Merrill Lynch	23,131
626	Penn Virginia Corp	Barclays Bank	4,908
2,390	Penn Virginia Corp	Goldman Sachs	23,135
3,334	Penn Virginia Corp	Morgan Stanley	26,139
(3,444)	Pennant Group Inc	Bank of America Merrill Lynch	(3,754)
(4,447)	Pennant Group Inc	Barclays Bank	(4,669)
(1,440)	Pennant Group Inc	Goldman Sachs	(1,570)
(4,279)	Pennant Group Inc	HSBC	(24,818)
(8,430)	Pennant Group Inc	Morgan Stanley	(8,852)
7,906	Penns Woods Bancorp Inc	Barclays Bank	3,716
3,598	Penns Woods Bancorp Inc	Morgan Stanley	1,691
(3,369)	PennyMac Financial Services Inc	Bank of America Merrill Lynch	(14,588)
(15,594)	PennyMac Financial Services Inc	Barclays Bank	(7,486)
(19,491)	PennyMac Financial Services Inc	Goldman Sachs	(84,396)
(10,647)	PennyMac Financial Services Inc	HSBC	(25,020)
(17,748)	PennyMac Financial Services Inc	Morgan Stanley	(8,519)
(3,170)	PennyMac Mortgage Investment Trust (REIT)	Bank of America Merrill Lynch	(2,631)
(52,892)	PennyMac Mortgage Investment Trust (REIT)	Barclays Bank	(20,099)
(36,863)	PennyMac Mortgage Investment Trust (REIT)	Goldman Sachs	(30,596)
(31,765)	PennyMac Mortgage Investment Trust (REIT)	HSBC	(20,547)
(1,512)	PennyMac Mortgage Investment Trust (REIT)	Morgan Stanley	(575)
12,788	Penske Automotive Group Inc	Barclays Bank	76,925
2,510	Penske Automotive Group Inc	Goldman Sachs	(2,786)
2,885	Penske Automotive Group Inc	HSBC	5,014
938	Penske Automotive Group Inc	Morgan Stanley	5,731
20,132	Pentair Plc	Bank of America Merrill Lynch	12,699
(3,894)	Pentair Plc	Bank of America Merrill Lynch	312
12,691	Pentair Plc	Barclays Bank	5,159
16,337	Pentair Plc	Goldman Sachs	(1,986)
(3,910)	Pentair Plc	Goldman Sachs	3,683
13,713	Pentair Plc	HSBC	4,463
15,356	Pentair Plc	Morgan Stanley	1,880
761	Penumbra Inc	Bank of America Merrill Lynch	5,662
4,236	Penumbra Inc	Barclays Bank	22,578
4,556	Penumbra Inc	Goldman Sachs	33,896
2,071	Penumbra Inc	Morgan Stanley	11,038
(2,380)	Peoples Bancorp Inc	Bank of America Merrill Lynch	(2,356)
(14,014)	Peoples Bancorp Inc	Barclays Bank	(7,147)

保有高	銘柄	取引相手	未実現純評価益 /(損) (米ドル)
	米国(続き)		
(29,652)	Peoples Bancorp Inc	Goldman Sachs	(29,355)
(15,281)	Peoples Bancorp Inc	HSBC	(9,780)
(32,287)	Peoples Bancorp Inc	Morgan Stanley	(16,466)
(607)	Peoples Financial Services Corp	Bank of America Merrill Lynch	(1,499)
(5,551)	Peoples Financial Services Corp	Barclays Bank	(7,327)
(2,652)	Peoples Financial Services Corp	Goldman Sachs	(6,550)
(1,872)	Peoples Financial Services Corp	Morgan Stanley	(2,471)
(2,847)	PepsiCo Inc	Bank of America Merrill Lynch	22,580
(19,485)	PepsiCo Inc	Barclays Bank	1,242
(6,599)	PepsiCo Inc	Goldman Sachs	44,548
(4,913)	PepsiCo Inc	HSBC	33,961
(1,270)	PepsiCo Inc	Morgan Stanley	-
(41,870)	Perdoceo Education Corp	Barclays Bank	(23,866)
(7,756)	Perdoceo Education Corp	Goldman Sachs	(6,205)
(23,043)	Perdoceo Education Corp	HSBC	(14,978)
5,132	Perella Weinberg Partners	Bank of America Merrill Lynch	3,284
44,514	Perella Weinberg Partners	Barclays Bank	28,489
24,965	Perella Weinberg Partners	Goldman Sachs	15,978
14,139	Perella Weinberg Partners	HSBC	17,674
8,920	Perella Weinberg Partners	Morgan Stanley	5,709
(6,468)	Perficient Inc	Barclays Bank	(6,856)
(2,968)	Perficient Inc	Goldman Sachs	(3,740)
(3,151)	Perficient Inc	HSBC	(17,743)
(124)	Perficient Inc	Morgan Stanley	(131)
12,392	Performance Food Group Co	Bank of America Merrill Lynch	(2,141)
14,064	Performance Food Group Co	Barclays Bank	27,073
24,104	Performance Food Group Co	Goldman Sachs	(12,173)
7,899	Performance Food Group Co	HSBC	(13,152)
7,597	Performance Food Group Co	Morgan Stanley	18,426
(2,590)	PerkinElmer Inc	Bank of America Merrill Lynch	(11,344)
(5,846)	PerkinElmer Inc	Barclays Bank	(27,418)
(13,124)	PerkinElmer Inc	Goldman Sachs	(65,328)
(2,103)	PerkinElmer Inc	HSBC	(17,153)
(5,813)	PerkinElmer Inc	Morgan Stanley	(27,263)
56,750	Perrigo Co Plc	Barclays Bank	68,668
38,814	Perrigo Co Plc	Goldman Sachs	94,318
1,869	Perrigo Co Plc	Morgan Stanley	2,261
2,858	Personalis Inc	Bank of America Merrill Lynch	(1,172)
26,998	Personalis Inc	Barclays Bank	810
39,123	Personalis Inc	Goldman Sachs	(16,040)
30,075	Personalis Inc	HSBC	1,931
7,707	Personalis Inc	Morgan Stanley	231
(13,556)	PET Acquisition LLC 'A'	Goldman Sachs	33,483
6,090	PET Acquisition LLC 'A'	Goldman Sachs	(15,042)
5,345	PET Acquisition LLC 'A'	HSBC	(17,742)

保有高	銘柄	取引相手	未実現純評価益 /(損) (米ドル)
	米国(続き)		
(9,979)	PET Acquisition LLC 'A'	Morgan Stanley	(12,873)
16,189	PetIQ Inc	Barclays Bank	39,015
3,959	PetIQ Inc	Goldman Sachs	1,702
2,800	PetIQ Inc	HSBC	560
(39,378)	PetMed Express Inc	Barclays Bank	(42,134)
(2,936)	PetMed Express Inc	HSBC	(2,026)
(19,748)	Pfizer Inc	Barclays Bank	15,996
(8,779)	Pfizer Inc	Goldman Sachs	(12,290)
(10,569)	Pfizer Inc	HSBC	(15,408)
(5,715)	Pfizer Inc	Morgan Stanley	4,629
(30,870)	PFSweb Inc	Bank of America Merrill Lynch	(6,483)
(7,885)	PFSweb Inc	Goldman Sachs	(1,656)
(13,124)	PG&E Corp	Bank of America Merrill Lynch	(4,397)
(230,722)	PG&E Corp	Goldman Sachs	(77,292)
(56,647)	PG&E Corp	Morgan Stanley	(3,116)
11,078	PGT Innovations Inc	Barclays Bank	8,641
26,062	PGT Innovations Inc	Goldman Sachs	38,832
26,845	PGT Innovations Inc	HSBC	60,670
27,840	PhaseBio Pharmaceuticals Inc	Barclays Bank	(476)
20,545	PhaseBio Pharmaceuticals Inc	Morgan Stanley	(351)
4,152	Phathom Pharmaceuticals Inc	Bank of America Merrill Lynch	(3,571)
3,612	Phathom Pharmaceuticals Inc	Barclays Bank	(3,901)
4,915	Phathom Pharmaceuticals Inc	Goldman Sachs	(4,227)
3,935	Phathom Pharmaceuticals Inc	HSBC	(6,296)
2,499	Phathom Pharmaceuticals Inc	Morgan Stanley	(2,699)
4,341	Phibro Animal Health Corp 'A'	Bank of America Merrill Lynch	4,211
17,133	Phibro Animal Health Corp 'A'	Barclays Bank	19,874
18,256	Phibro Animal Health Corp 'A'	Goldman Sachs	17,708
11,309	Phibro Animal Health Corp 'A'	HSBC	13,797
3,358	Phibro Animal Health Corp 'A'	Morgan Stanley	3,895
(8,655)	Philip Morris International Inc	Bank of America Merrill Lynch	4,377
(9,350)	Philip Morris International Inc	Barclays Bank	26,559
(1,319)	Philip Morris International Inc	Goldman Sachs	4,128
(8,217)	Philip Morris International Inc	HSBC	(52,681)
(1,974)	Philip Morris International Inc	Morgan Stanley	2,474
2,779	Phillips 66	Bank of America Merrill Lynch	11,868
6,971	Phillips 66	Barclays Bank	57,232
26,788	Phillips 66	Goldman Sachs	166,353
(9,910)	Phillips Edison & Co Inc (REIT)	Bank of America Merrill Lynch	(4,272)
3,405	Phillips Edison & Co Inc (REIT)	Bank of America Merrill Lynch	3,337
(22,139)	Phillips Edison & Co Inc (REIT)	Barclays Bank	(36,086)
9,983	Phillips Edison & Co Inc (REIT)	Barclays Bank	16,272
(20,489)	Phillips Edison & Co Inc (REIT)	Goldman Sachs	(20,935)
8,289	Phillips Edison & Co Inc (REIT)	Goldman Sachs	8,123
(10,029)	Phillips Edison & Co Inc (REIT)	HSBC	(12,876)

保有高	銘柄	取引相手	未実現純評価益 /(損) (米ドル)
	米国(続き)		
13,556	Phillips Edison & Co Inc (REIT)	HSBC	37,200
(41,731)	Phillips Edison & Co Inc (REIT)	Morgan Stanley	(66,282)
(6,316)	Photronics Inc	Barclays Bank	(36,633)
(19,408)	Photronics Inc	Goldman Sachs	(112,760)
4,193	Phreesia Inc	Bank of America Merrill Lynch	11,111
5,355	Phreesia Inc	Barclays Bank	7,604
6,727	Phreesia Inc	Goldman Sachs	17,827
6,224	Phreesia Inc	HSBC	12,012
4,076	Phreesia Inc	Morgan Stanley	5,788
(31,171)	PHX Minerals Inc	Bank of America Merrill Lynch	(1,559)
(17,887)	PHX Minerals Inc	Barclays Bank	(4,293)
(11,531)	PHX Minerals Inc	Goldman Sachs	(577)
(2,276)	PHX Minerals Inc	HSBC	(569)
66,516	Physicians Realty Trust (REIT)	Barclays Bank	35,254
89,197	Physicians Realty Trust (REIT)	Goldman Sachs	74,926
39,341	Physicians Realty Trust (REIT)	HSBC	30,686
68,219	Piedmont Office Realty Trust Inc 'A' (REIT)	Barclays Bank	12,279
99,593	Piedmont Office Realty Trust Inc 'A' (REIT)	Goldman Sachs	(30,341)
37,401	Piedmont Office Realty Trust Inc 'A' (REIT)	HSBC	(12,404)
3,230	Pieris Pharmaceuticals Inc	Bank of America Merrill Lynch	145
33,189	Pieris Pharmaceuticals Inc	Barclays Bank	(498)
31,703	Pieris Pharmaceuticals Inc	Goldman Sachs	1,427
20,185	Pieris Pharmaceuticals Inc	HSBC	(8,579)
3,890	Pieris Pharmaceuticals Inc	Morgan Stanley	(58)
(7,415)	Pilgrim's Pride Corp	Barclays Bank	(18,538)
(871)	Pilgrim's Pride Corp	Goldman Sachs	92
9,800	Pilgrim's Pride Corp	Goldman Sachs	33,026
(833)	Pilgrim's Pride Corp	HSBC	(1,272)
(5,795)	Pilgrim's Pride Corp	Morgan Stanley	(14,488)
(3,995)	Ping Identity Holding Corp	Bank of America Merrill Lynch	200
(6,329)	Ping Identity Holding Corp	Barclays Bank	823
(11,029)	Ping Identity Holding Corp	Goldman Sachs	918
(27,653)	Ping Identity Holding Corp	HSBC	15,113
(3,617)	Ping Identity Holding Corp	Morgan Stanley	470
11,959	Pinnacle Financial Partners Inc	Bank of America Merrill Lynch	72,324
16,155	Pinnacle Financial Partners Inc	Barclays Bank	51,373
30,118	Pinnacle Financial Partners Inc	Goldman Sachs	191,249
10,625	Pinnacle Financial Partners Inc	HSBC	43,881
9,551	Pinnacle Financial Partners Inc	Morgan Stanley	30,373
(4,621)	Pinnacle West Capital Corp	Bank of America Merrill Lynch	(17,883)
3,973	Pinnacle West Capital Corp	Barclays Bank	9,575
(7,306)	Pinnacle West Capital Corp	Barclays Bank	(17,607)
34,417	Pinnacle West Capital Corp	Goldman Sachs	133,194

保有高	銘柄	取引相手	未実現純評価益 /(損) (米ドル)
	米国(続き)		
(2,814)	Pinnacle West Capital Corp	HSBC	(9,427)
13,909	Pinnacle West Capital Corp	Morgan Stanley	33,521
(16,785)	Pinterest Inc 'A'	Goldman Sachs	26,856
(16,924)	Pinterest Inc 'A'	HSBC	5,835
(42,101)	Pinterest Inc 'A'	Morgan Stanley	113,673
(3,203)	Pioneer Bancorp Inc	Goldman Sachs	(993)
(94,050)	Pioneer Bancorp Inc	Morgan Stanley	(15,989)
(243)	Pioneer Natural Resources Co	Bank of America Merrill Lynch	(3,888)
(9,591)	Pioneer Natural Resources Co	Barclays Bank	(122,573)
(3,701)	Pioneer Natural Resources Co	Goldman Sachs	(54,108)
(2,288)	Pioneer Natural Resources Co	HSBC	(74,832)
(355)	Pioneer Natural Resources Co	Morgan Stanley	(4,537)
8,203	Piper Sandler Cos	Barclays Bank	47,331
5,435	Piper Sandler Cos	Goldman Sachs	12,664
4,387	Piper Sandler Cos	HSBC	(4,650)
(8,913)	Pitney Bowes Inc	Bank of America Merrill Lynch	(178)
(54,663)	Pitney Bowes Inc	Barclays Bank	1,640
(14,330)	Pitney Bowes Inc	Goldman Sachs	(287)
(77,185)	Pitney Bowes Inc	HSBC	10,806
(40,175)	Pixelworks Inc	Barclays Bank	(5,625)
(15,935)	Pixelworks Inc	Goldman Sachs	(159)
(9,939)	Pixelworks Inc	Morgan Stanley	(1,391)
3,689	PJT Partners Inc 'A'	Bank of America Merrill Lynch	13,612
608	PJT Partners Inc 'A'	Barclays Bank	1,411
15,071	PJT Partners Inc 'A'	Goldman Sachs	56,215
2,204	PJT Partners Inc 'A'	HSBC	15,133
(3,232)	Planet Fitness Inc 'A'	Bank of America Merrill Lynch	(6,143)
1,197	Planet Fitness Inc 'A'	Bank of America Merrill Lynch	(2,155)
(1,125)	Planet Fitness Inc 'A'	Barclays Bank	(3,870)
1,964	Planet Fitness Inc 'A'	Barclays Bank	6,756
(8,338)	Planet Fitness Inc 'A'	Goldman Sachs	1,270
(5,305)	Planet Fitness Inc 'A'	HSBC	(5,913)
1,195	Planet Fitness Inc 'A'	HSBC	1,434
(2,033)	Planet Fitness Inc 'A'	Morgan Stanley	(6,994)
1,027	Planet Fitness Inc 'A'	Morgan Stanley	3,533
16,146	PlayAGS Inc	Barclays Bank	9,688
17,779	PlayAGS Inc	Goldman Sachs	5,867
33,600	PlayAGS Inc	HSBC	(6,720)
2,316	PlayAGS Inc	Morgan Stanley	1,390
(8,821)	Playstudios Inc	HSBC	(5,868)
(8,225)	Playstudios Inc	Morgan Stanley	(1,810)
11,341	Playtika Holding Corp	Barclays Bank	10,831
(4,056)	Playtika Holding Corp	Barclays Bank	(3,873)
4,394	Playtika Holding Corp	Morgan Stanley	5,221
(22,363)	PLBY Group Inc	Bank of America Merrill Lynch	(7,156)

保有高	銘柄	取引相手	未実現純評価益 /(損) (米ドル)
	米国(続き)		
(5,294)	PLBY Group Inc	Barclays Bank	1,429
(4,907)	PLBY Group Inc	Morgan Stanley	1,325
(8,631)	Plexus Corp	Barclays Bank	(21,578)
7,061	Pliant Therapeutics Inc	Bank of America Merrill Lynch	6,567
11,519	Pliant Therapeutics Inc	Barclays Bank	8,063
35,847	Pliant Therapeutics Inc	Goldman Sachs	33,338
18,070	Pliant Therapeutics Inc	HSBC	21,142
9,002	Pliant Therapeutics Inc	Morgan Stanley	6,301
(23,695)	Plug Power Inc	Bank of America Merrill Lynch	(93,951)
(32,201)	Plug Power Inc	Barclays Bank	(70,905)
(5,923)	Plug Power Inc	Goldman Sachs	(23,485)
(5,929)	Plug Power Inc	Morgan Stanley	(10,820)
(5,196)	Plumas Bancorp	Bank of America Merrill Lynch	20,836
(530)	Plumas Bancorp	Barclays Bank	1,081
(1,764)	Plumas Bancorp	Morgan Stanley	3,599
(9,149)	PLx Pharma Inc	Barclays Bank	3,202
4,650	Plymouth Industrial Inc (REIT)	Bank of America Merrill Lynch	(6,138)
4,636	Plymouth Industrial Inc (REIT)	Barclays Bank	3,384
13,530	Plymouth Industrial Inc (REIT)	Goldman Sachs	(17,860)
38,064	Plymouth Industrial Inc (REIT)	HSBC	(32,354)
1,006	Plymouth Industrial Inc (REIT)	Morgan Stanley	734
7,888	PMV Pharmaceuticals Inc	Bank of America Merrill Lynch	8,913
6,656	PMV Pharmaceuticals Inc	Barclays Bank	(8,120)
8,015	PMV Pharmaceuticals Inc	Goldman Sachs	9,057
6,127	PNM Resources Inc	Barclays Bank	2,451
35,939	PNM Resources Inc	HSBC	58,932
13,412	Point Biopharma Global Inc	Barclays Bank	20,923
7,521	Point Biopharma Global Inc	Goldman Sachs	22,864
2,988	Point Biopharma Global Inc	Morgan Stanley	4,661
(2,233)	Polaris Inc	Bank of America Merrill Lynch	(15,701)
(13,185)	Polaris Inc	Barclays Bank	(52,081)
(1,291)	Polaris Inc	Goldman Sachs	8,796
(5,295)	Polaris Inc	HSBC	(1,190)
(4,639)	Polaris Inc	Morgan Stanley	(18,325)
(1,832)	PolarityTE Inc	Morgan Stanley	(73)
7,758	PolyMet Mining Corp	Bank of America Merrill Lynch	388
15,394	PolyMet Mining Corp	Barclays Bank	(308)
34,064	PolyMet Mining Corp	Goldman Sachs	1,703
8,324	PolyMet Mining Corp	HSBC	1,415
8,352	Ponce Financial Group Inc	Goldman Sachs	1,545
81	Pool Corp	Bank of America Merrill Lynch	(151)
557	Pool Corp	Barclays Bank	(3,036)
1,888	Pool Corp	HSBC	(291)
1,714	Popular Inc	Bank of America Merrill Lynch	5,416
15,639	Popular Inc	Barclays Bank	26,223

保有高	銘柄	取引相手	未実現純評価益 /(損) (米ドル)
	米国(続き)		
15,089	Popular Inc	HSBC	29,613
1,826	Popular Inc	Morgan Stanley	3,524
(7,621)	Porch Group Inc	Bank of America Merrill Lynch	(533)
(11,744)	Porch Group Inc	Barclays Bank	804
(23,651)	Porch Group Inc	Goldman Sachs	(1,656)
983	Portage Biotech Inc	Bank of America Merrill Lynch	3,509
5,655	Portage Biotech Inc	Barclays Bank	4,694
1,291	Portage Biotech Inc	Goldman Sachs	4,609
1,378	Portage Biotech Inc	HSBC	5,595
3,044	Portage Biotech Inc	Morgan Stanley	2,527
8,139	Portland General Electric Co	Bank of America Merrill Lynch	6,626
94,231	Portland General Electric Co	Barclays Bank	16,019
60,077	Portland General Electric Co	Goldman Sachs	63,081
4,213	Portland General Electric Co	HSBC	5,098
43,195	Portland General Electric Co	Morgan Stanley	5,964
29,428	Poseida Therapeutics Inc	Barclays Bank	1,177
11,662	Poseida Therapeutics Inc	Goldman Sachs	(583)
10,072	Poseida Therapeutics Inc	Morgan Stanley	403
(19,701)	Post Holdings Inc	Barclays Bank	(65,999)
(8,772)	Post Holdings Inc	Goldman Sachs	(13,936)
(6,848)	Post Holdings Inc	HSBC	(21,436)
(50,439)	Potbelly Corp	Bank of America Merrill Lynch	11,097
(1,626)	Potbelly Corp	HSBC	959
(18,477)	Potbelly Corp	Morgan Stanley	2,402
7,707	PotlatchDeltic Corp (REIT)	Barclays Bank	(1,002)
8,705	PotlatchDeltic Corp (REIT)	Goldman Sachs	8,357
24,884	PotlatchDeltic Corp (REIT)	HSBC	(6,354)
(1,341)	Powell Industries Inc	Bank of America Merrill Lynch	(577)
(3,505)	Powell Industries Inc	Barclays Bank	(1,753)
(8,975)	Powell Industries Inc	Goldman Sachs	(3,859)
(989)	Powell Industries Inc	HSBC	(1,226)
9,870	Power Integrations Inc	Bank of America Merrill Lynch	11,351
3,700	Power Integrations Inc	Barclays Bank	5,167
7,045	Power Integrations Inc	Goldman Sachs	8,101
11,936	Power Integrations Inc	HSBC	40,490
20,084	Power Integrations Inc	Morgan Stanley	31,733
(10,778)	Powerfleet Inc	Bank of America Merrill Lynch	(754)
(37,316)	Powerfleet Inc	Barclays Bank	(746)
(17,161)	Powerfleet Inc	Goldman Sachs	(1,201)
(11,752)	Powerfleet Inc	HSBC	6,464
(9,519)	Powerfleet Inc	Morgan Stanley	(190)
(1,328)	PowerSchool Holdings Inc 'A'	Barclays Bank	(903)
(16,885)	PowerSchool Holdings Inc 'A'	HSBC	7,261
2,086	PPG Industries Inc	Bank of America Merrill Lynch	11,035
11,279	PPG Industries Inc	Barclays Bank	33,273

保有高	銘柄	取引相手	未実現純評価益 /(損) (米ドル)
	米国(続き)		
6,722	PPG Industries Inc	Goldman Sachs	35,559
368	PPG Industries Inc	HSBC	(508)
18,841	PPG Industries Inc	Morgan Stanley	55,581
(14,305)	PPL Corp	Bank of America Merrill Lynch	(16,880)
(20,960)	PPL Corp	Barclays Bank	(12,366)
(54,657)	PPL Corp	Goldman Sachs	(64,495)
(136,404)	PPL Corp	HSBC	(186,873)
(129,333)	PPL Corp	Morgan Stanley	(76,306)
21,017	PRA Group Inc	Barclays Bank	210
16,677	PRA Group Inc	Goldman Sachs	(14,175)
1,385	PRA Group Inc	Morgan Stanley	14
(5,649)	Praxis Precision Medicines Inc	Barclays Bank	6,609
(22,687)	Precigen Inc	Barclays Bank	(2,496)
25,178	Precision BioSciences Inc	Bank of America Merrill Lynch	(1,637)
49,459	Precision BioSciences Inc	Barclays Bank	1,236
37,390	Precision BioSciences Inc	Goldman Sachs	(2,430)
8,443	Precision BioSciences Inc	HSBC	(380)
12,135	Precision BioSciences Inc	Morgan Stanley	303
(6,693)	Preferred Bank	Barclays Bank	(11,043)
(6,224)	Preferred Bank	Goldman Sachs	(11,141)
(676)	Preferred Bank	HSBC	(189)
519	Preformed Line Products Co	Barclays Bank	581
374	Preformed Line Products Co	Goldman Sachs	629
4,287	Preformed Line Products Co	Morgan Stanley	4,801
6,586	Prelude Therapeutics Inc	Bank of America Merrill Lynch	(1,185)
4,060	Prelude Therapeutics Inc	Barclays Bank	122
5,062	Prelude Therapeutics Inc	Goldman Sachs	(911)
9,408	Prelude Therapeutics Inc	HSBC	5,174
723	Prelude Therapeutics Inc	Morgan Stanley	22
41,397	Premier Financial Corp	Bank of America Merrill Lynch	27,736
18,567	Premier Financial Corp	Barclays Bank	8,726
31,230	Premier Financial Corp	Goldman Sachs	20,924
7,966	Premier Financial Corp	HSBC	2,629
2,283	Premier Financial Corp	Morgan Stanley	1,073
(9,649)	Premier Inc 'A'	Bank of America Merrill Lynch	(4,843)
(16,363)	Premier Inc 'A'	Barclays Bank	(597)
(14,386)	Premier Inc 'A'	Goldman Sachs	(7,049)
(26,223)	Premier Inc 'A'	HSBC	(30,096)
(25,649)	Premier Inc 'A'	Morgan Stanley	(4,827)
25,910	Prestige Consumer Healthcare Inc	Barclays Bank	(21,505)
1,759	Prestige Consumer Healthcare Inc	Goldman Sachs	(2,762)
2,704	Prestige Consumer Healthcare Inc	HSBC	(5,435)
1,045	PriceSmart Inc	Bank of America Merrill Lynch	(637)
8,610	PriceSmart Inc	Barclays Bank	24,022
7,722	PriceSmart Inc	Goldman Sachs	(4,710)

保有高	銘柄	取引相手	未実現純評価益 /(損) (米ドル)
	米国(続き)		
5,407	PriceSmart Inc	HSBC	598
2,377	PriceSmart Inc	Morgan Stanley	6,632
(460)	Primerica Inc	Bank of America Merrill Lynch	(1,187)
(15,040)	Primerica Inc	Barclays Bank	(52,941)
(10,783)	Primerica Inc	Goldman Sachs	(27,820)
(6,652)	Primerica Inc	HSBC	(49,823)
(3,610)	Primerica Inc	Morgan Stanley	(12,707)
(33,283)	Primis Financial Corp	Bank of America Merrill Lynch	(13,979)
(40,442)	Primis Financial Corp	Barclays Bank	(11,324)
(27,744)	Primis Financial Corp	Goldman Sachs	(11,652)
(4,252)	Primis Financial Corp	HSBC	(1,092)
(7,838)	Primis Financial Corp	Morgan Stanley	(2,195)
31,550	Primo Water Corp	Bank of America Merrill Lynch	3,471
47,636	Primo Water Corp	Barclays Bank	16,196
21,501	Primo Water Corp	Goldman Sachs	2,365
21,584	Primo Water Corp	HSBC	5,180
22,633	Primo Water Corp	Morgan Stanley	7,695
4,602	Primoris Services Corp	Bank of America Merrill Lynch	5,292
4,532	Primoris Services Corp	Barclays Bank	2,719
10,679	Primoris Services Corp	Goldman Sachs	12,281
2,615	Primoris Services Corp	HSBC	2,092
(5,625)	Principal Financial Group Inc	Bank of America Merrill Lynch	(12,507)
2,594	Principal Financial Group Inc	Bank of America Merrill Lynch	6,148
(59,795)	Principal Financial Group Inc	Barclays Bank	(104,470)
3,440	Principal Financial Group Inc	Barclays Bank	6,605
(414)	Principal Financial Group Inc	Goldman Sachs	(981)
24,130	Principal Financial Group Inc	Goldman Sachs	57,188
(13,787)	Principal Financial Group Inc	HSBC	(24,321)
(4,853)	Principal Financial Group Inc	Morgan Stanley	(10,656)
2,726	Principal Financial Group Inc	Morgan Stanley	5,234
(4,456)	Priority Technology Holdings Inc	Barclays Bank	446
8,587	Privia Health Group Inc	Bank of America Merrill Lynch	12,194
8,441	Privia Health Group Inc	Barclays Bank	3,630
4,995	Privia Health Group Inc	HSBC	21,728
(16,178)	ProAssurance Corp	Bank of America Merrill Lynch	(28,635)
(15,588)	ProAssurance Corp	Barclays Bank	(12,938)
(9,456)	ProAssurance Corp	Goldman Sachs	(16,737)
(21,229)	ProAssurance Corp	HSBC	46,279
(1,378)	PROCEPT BioRobotics Corp	Morgan Stanley	(3,335)
(4,682)	Procure Technologies Inc	Bank of America Merrill Lynch	(13,485)
(3,954)	Procure Technologies Inc	Barclays Bank	(15,658)
(14,574)	Procure Technologies Inc	Goldman Sachs	(41,973)
(24,710)	Procure Technologies Inc	HSBC	(21,931)
(1,447)	Procure Technologies Inc	Morgan Stanley	(5,730)
18,444	Procter & Gamble Co	Barclays Bank	25,822

保有高	銘柄	取引相手	未実現純評価益 /(損) (米ドル)
	米国(続き)		
(18,916)	Procter & Gamble Co	Barclays Bank	(26,482)
1,481	Procter & Gamble Co	Goldman Sachs	(6,168)
(11,254)	Procter & Gamble Co	Goldman Sachs	39,099
3,298	Procter & Gamble Co	HSBC	(30,210)
6,592	Procter & Gamble Co	Morgan Stanley	9,229
(16,022)	Professional Holding Corp	Barclays Bank	961
(2,606)	Professional Holding Corp	Goldman Sachs	(756)
(3,511)	Professional Holding Corp	Morgan Stanley	211
1,163	PROG Holdings Inc	Bank of America Merrill Lynch	2,535
31,330	PROG Holdings Inc	Barclays Bank	84,904
1,261	PROG Holdings Inc	Goldman Sachs	2,427
4,859	PROG Holdings Inc	HSBC	4,705
7,736	PROG Holdings Inc	Morgan Stanley	17,938
2,298	Progress Software Corp	Bank of America Merrill Lynch	2,068
20,142	Progress Software Corp	Barclays Bank	17,281
6,050	Progress Software Corp	HSBC	4,140
(3,466)	Progressive Corp	Bank of America Merrill Lynch	(31,055)
(16,504)	Progressive Corp	Barclays Bank	(95,228)
(20,046)	Progressive Corp	Goldman Sachs	(179,612)
(7,959)	Progressive Corp	HSBC	(79,272)
(607)	Progyny Inc	Bank of America Merrill Lynch	1,275
(14,019)	Progyny Inc	Barclays Bank	7,710
(19,711)	Progyny Inc	Goldman Sachs	41,393
(28,790)	Progyny Inc	HSBC	(31,615)
25,646	Prologis Inc (REIT)	Barclays Bank	150,286
(366)	Prologis Inc (REIT)	Barclays Bank	(2,145)
(2,052)	Prologis Inc (REIT)	Goldman Sachs	(10,473)
(1,284)	Prologis Inc (REIT)	HSBC	7,743
7,528	Prologis Inc (REIT)	Morgan Stanley	44,114
(3,639)	Prologis Inc (REIT)	Morgan Stanley	(21,325)
(2,958)	Prometheus Biosciences Inc	Goldman Sachs	8,164
(4,175)	Prometheus Biosciences Inc	HSBC	(16,241)
(1,292)	Prometheus Biosciences Inc	Morgan Stanley	2,364
15,028	ProPetro Holding Corp	Bank of America Merrill Lynch	7,624
31,886	ProPetro Holding Corp	Barclays Bank	30,611
24,793	ProPetro Holding Corp	Goldman Sachs	8,698
7,899	ProPetro Holding Corp	HSBC	9,400
23,952	ProPetro Holding Corp	Morgan Stanley	22,994
(1,896)	PROS Holdings Inc	Bank of America Merrill Lynch	1,192
(2,635)	PROS Holdings Inc	Barclays Bank	660
(961)	PROS Holdings Inc	Goldman Sachs	638
(8,334)	PROS Holdings Inc	HSBC	(3,475)
(1,165)	PROS Holdings Inc	Morgan Stanley	967
(14,926)	Prosperity Bancshares Inc	Bank of America Merrill Lynch	(45,667)
(35,720)	Prosperity Bancshares Inc	Barclays Bank	(50,590)

保有高	銘柄	取引相手	未実現純評価益 /(損) (米ドル)
	米国(続き)		
(18,793)	Prosperity Bancshares Inc	Goldman Sachs	(77,866)
(16,137)	Prosperity Bancshares Inc	HSBC	(30,067)
(8,112)	Prosperity Bancshares Inc	Morgan Stanley	(10,627)
(10,391)	Protagonist Therapeutics Inc	Barclays Bank	(9,456)
(10,054)	Protagonist Therapeutics Inc	Goldman Sachs	(1,508)
(8,225)	Protagonist Therapeutics Inc	HSBC	658
1,998	Protara Therapeutics Inc	Barclays Bank	579
3,446	Protara Therapeutics Inc	HSBC	1,137
(6,530)	Prothena Corp Plc	Barclays Bank	(8,489)
(3,351)	Prothena Corp Plc	Goldman Sachs	(5,576)
(4,866)	Prothena Corp Plc	HSBC	(5,056)
(4,496)	Prothena Corp Plc	Morgan Stanley	(5,845)
1,473	Proto Labs Inc	Bank of America Merrill Lynch	7,439
4,536	Proto Labs Inc	Barclays Bank	2,830
6,565	Proto Labs Inc	Goldman Sachs	33,153
1,858	Proto Labs Inc	Morgan Stanley	1,003
10,254	Provention Bio Inc	Barclays Bank	513
8,533	Provention Bio Inc	Goldman Sachs	(1,451)
11,070	Provident Bancorp Inc	Barclays Bank	1,328
(6,771)	Provident Financial Holdings Inc	Bank of America Merrill Lynch	(1,659)
(17,179)	Provident Financial Holdings Inc	Barclays Bank	(6,614)
(18,189)	Provident Financial Holdings Inc	Goldman Sachs	(4,456)
(11,112)	Provident Financial Services Inc	Bank of America Merrill Lynch	(13,112)
(49,076)	Provident Financial Services Inc	Barclays Bank	(20,612)
(24,307)	Provident Financial Services Inc	Goldman Sachs	(28,682)
(51,019)	Provident Financial Services Inc	HSBC	(21,428)
(2,987)	Provident Financial Services Inc	Morgan Stanley	(1,255)
(10,635)	Prudential Bancorp Inc	Bank of America Merrill Lynch	(7,976)
(10,167)	Prudential Bancorp Inc	Barclays Bank	(1,627)
(15,743)	Prudential Bancorp Inc	Goldman Sachs	(11,807)
(2,571)	Prudential Bancorp Inc	Morgan Stanley	(411)
21,494	Prudential Financial Inc	Bank of America Merrill Lynch	102,035
21,542	Prudential Financial Inc	Barclays Bank	88,322
(27,031)	Prudential Financial Inc	Barclays Bank	(110,827)
10,556	Prudential Financial Inc	Goldman Sachs	47,958
1,437	Prudential Financial Inc	HSBC	10,305
2,760	Prudential Financial Inc	Morgan Stanley	11,316
(3,257)	Prudential Financial Inc	Morgan Stanley	(10,884)
(18,550)	pSivida Corp	Barclays Bank	(2,597)
(1,386)	pSivida Corp	HSBC	(305)
(1,231)	pSivida Corp	Morgan Stanley	(172)
(424)	PTC Inc	Bank of America Merrill Lynch	(3,229)
(6,032)	PTC Inc	Barclays Bank	(23,042)
(3,873)	PTC Inc	Goldman Sachs	(30,209)
(2,100)	PTC Inc	HSBC	(18,755)

保有高	銘柄	取引相手	未実現純評価益 /(損) (米ドル)
	米国(続き)		
(1,379)	PTC Inc	Morgan Stanley	(5,268)
1,021	PTC Therapeutics Inc	Bank of America Merrill Lynch	(878)
6,995	PTC Therapeutics Inc	Barclays Bank	(15,879)
4,731	PTC Therapeutics Inc	Goldman Sachs	(4,069)
10,397	PTC Therapeutics Inc	HSBC	(9,669)
2,956	PTC Therapeutics Inc	Morgan Stanley	(6,710)
(19,822)	Public Service Enterprise Group Inc	Bank of America Merrill Lynch	(4,163)
(43,882)	Public Service Enterprise Group Inc	Barclays Bank	439
(17,459)	Public Service Enterprise Group Inc	Goldman Sachs	(3,666)
(17,375)	Public Service Enterprise Group Inc	HSBC	6,449
(34,818)	Public Service Enterprise Group Inc	Morgan Stanley	523
7,436	Public Storage (REIT)	Barclays Bank	94,363
1,778	Public Storage (REIT)	Goldman Sachs	24,216
7,081	Public Storage (REIT)	Morgan Stanley	89,858
(2,190)	Pulmonx Corp	Bank of America Merrill Lynch	(701)
(5,334)	Pulmonx Corp	Barclays Bank	7,308
(3,603)	Pulmonx Corp	Goldman Sachs	(1,153)
(1,930)	Pulmonx Corp	HSBC	(4,478)
(1,697)	Pulmonx Corp	Morgan Stanley	2,325
(862)	Pulse Biosciences Inc	Bank of America Merrill Lynch	-
(862)	Pulse Biosciences Inc	Bank of America Merrill Lynch	-
(22,608)	Pulse Biosciences Inc	Barclays Bank	(7,687)
(22,608)	Pulse Biosciences Inc	Barclays Bank	-
(33,110)	Pulse Biosciences Inc	Goldman Sachs	-
(8,313)	Pulse Biosciences Inc	HSBC	1,496
(8,313)	Pulse Biosciences Inc	HSBC	-
(8,732)	Pulse Biosciences Inc	Morgan Stanley	(2,969)
(8,732)	Pulse Biosciences Inc	Morgan Stanley	-
4,502	Pulse Evolution Group Inc	Bank of America Merrill Lynch	315
42,467	Pulse Evolution Group Inc	Barclays Bank	4,247
12,551	Pulse Evolution Group Inc	Goldman Sachs	878
24,607	Pulse Evolution Group Inc	HSBC	10,335
13,486	PulteGroup Inc	Bank of America Merrill Lynch	28,984
24,956	PulteGroup Inc	Barclays Bank	59,645
12,426	PulteGroup Inc	Morgan Stanley	29,698
8,946	Puma Biotechnology Inc	Bank of America Merrill Lynch	1,074
47,066	Puma Biotechnology Inc	Barclays Bank	3,765
70,959	Puma Biotechnology Inc	Goldman Sachs	8,515
23,284	Puma Biotechnology Inc	HSBC	7,451
12,283	Puma Biotechnology Inc	Morgan Stanley	983
(9,005)	Pure Cycle Corp	Bank of America Merrill Lynch	(9,005)
(2,666)	Pure Cycle Corp	Barclays Bank	(1,973)
(36,487)	Pure Cycle Corp	Goldman Sachs	(36,487)
(41,131)	Pure Cycle Corp	HSBC	(43,656)
(3,541)	Pure Cycle Corp	Morgan Stanley	(2,620)

保有高	銘柄	取引相手	未実現純評価益 /(損) (米ドル)
	米国(続き)		
6,555	Pure Storage Inc 'A'	Bank of America Merrill Lynch	(7,421)
11,957	Pure Storage Inc 'A'	Barclays Bank	6,098
24,129	Pure Storage Inc 'A'	Goldman Sachs	(47,798)
2,408	Pure Storage Inc 'A'	HSBC	4,397
2,799	Pure Storage Inc 'A'	Morgan Stanley	1,427
(30,956)	Purple Innovation Inc	Barclays Bank	(8,358)
(30,915)	Purple Innovation Inc	Goldman Sachs	(25,041)
(8,231)	Purple Innovation Inc	HSBC	(18,964)
8,171	PVH Corp	Barclays Bank	46,248
14,657	PVH Corp	Goldman Sachs	42,066
(465)	PVH Corp	Goldman Sachs	(1,953)
6,431	PVH Corp	HSBC	18,457
4,049	Pyxis Oncology Inc	Goldman Sachs	1,944
1,686	Pyxis Oncology Inc	Morgan Stanley	34
1,907	Pzena Investment Management Inc 'A'	Barclays Bank	1,220
10,314	Pzena Investment Management Inc 'A'	Goldman Sachs	8,870
3,851	Pzena Investment Management Inc 'A'	HSBC	2,965
36,517	Pzena Investment Management Inc 'A'	Morgan Stanley	23,371
1,352	Q2 Holdings Inc	Bank of America Merrill Lynch	14,426
6,596	Q2 Holdings Inc	Barclays Bank	(395)
33,345	Q2 Holdings Inc	Goldman Sachs	355,791
3,272	Q2 Holdings Inc	HSBC	36,548
3,892	Q2 Holdings Inc	Morgan Stanley	(234)
9,463	QCR Holdings Inc	Barclays Bank	17,507
16,902	QCR Holdings Inc	Goldman Sachs	51,551
3,481	QCR Holdings Inc	HSBC	4,978
1,063	QCR Holdings Inc	Morgan Stanley	1,967
1,564	QIAGEN NV	Bank of America Merrill Lynch	313
(12,478)	QIAGEN NV	Barclays Bank	(7,046)
1,839	QIAGEN NV	Barclays Bank	1,214
2,083	QIAGEN NV	Goldman Sachs	705
(546)	QIAGEN NV	HSBC	(639)
2,000	QIAGEN NV	HSBC	3,320
3,919	QIAGEN NV	Morgan Stanley	2,587
(2,563)	Qorvo Inc	Bank of America Merrill Lynch	(18,530)
791	Qorvo Inc	Bank of America Merrill Lynch	5,109
(6,522)	Qorvo Inc	Barclays Bank	(32,928)
3,036	Qorvo Inc	Barclays Bank	13,875
(387)	Qorvo Inc	Goldman Sachs	(2,074)
(579)	Qorvo Inc	HSBC	(2,677)
2,195	Qorvo Inc	HSBC	3,745
(7,209)	Qorvo Inc	Morgan Stanley	(32,945)
(8,442)	Quad/Graphics Inc	Bank of America Merrill Lynch	3,546
(7,891)	Quad/Graphics Inc	Barclays Bank	(2,525)
(23,188)	Quad/Graphics Inc	HSBC	(596)

保有高	銘柄	取引相手	未実現純評価益 /(損) (米ドル)
	米国(続き)		
1,793	Quaker Chemical Corp	Bank of America Merrill Lynch	19,203
1,621	Quaker Chemical Corp	Goldman Sachs	17,361
1,742	Quaker Chemical Corp	HSBC	(3,449)
6,281	QUALCOMM Inc	Bank of America Merrill Lynch	28,076
675	QUALCOMM Inc	Barclays Bank	4,226
3,651	QUALCOMM Inc	Goldman Sachs	13,622
5,686	QUALCOMM Inc	Morgan Stanley	35,594
18,482	Qualtrics International Inc 'A'	Goldman Sachs	(19,036)
4,981	Qualtrics International Inc 'A'	HSBC	(7,870)
1,520	Qualys Inc	Bank of America Merrill Lynch	24,948
(8,284)	Qualys Inc	Barclays Bank	(89,025)
1,433	Qualys Inc	Barclays Bank	15,591
(4,234)	Qualys Inc	Goldman Sachs	(60,824)
591	Qualys Inc	Goldman Sachs	11,564
(2,807)	Qualys Inc	HSBC	(59,747)
1,266	Qualys Inc	HSBC	24,670
(1,963)	Qualys Inc	Morgan Stanley	(21,357)
354	Qualys Inc	Morgan Stanley	3,852
(1,437)	Quanex Building Products Corp	Bank of America Merrill Lynch	(52)
(37,375)	Quanex Building Products Corp	Barclays Bank	(15,322)
(34,943)	Quanex Building Products Corp	Goldman Sachs	(25,676)
971	Quanta Services Inc	Bank of America Merrill Lynch	9,040
(5,988)	Quanta Services Inc	Barclays Bank	(30,359)
844	Quanta Services Inc	Barclays Bank	4,279
(2,649)	Quanta Services Inc	Goldman Sachs	(14,434)
1,785	Quanta Services Inc	Goldman Sachs	16,618
(3,619)	Quanta Services Inc	HSBC	(42,234)
1,319	Quanta Services Inc	HSBC	10,999
(5,071)	Quanta Services Inc	Morgan Stanley	(25,710)
3,040	Quanta Services Inc	Morgan Stanley	15,413
(6,941)	Quanterix Corp	Barclays Bank	(1,735)
(1,990)	Quanterix Corp	Goldman Sachs	1,274
(2,770)	Quanterix Corp	HSBC	746
(21,407)	Quantum Corp	Bank of America Merrill Lynch	(4,710)
(16,400)	Quantum Corp	Barclays Bank	(2,624)
(22,726)	Quantum Corp	Goldman Sachs	(5,000)
(68,594)	QuantumScape Corp	Barclays Bank	(88,486)
31,458	Quantum-Si Inc	Barclays Bank	9,437
4,495	Quantum-Si Inc	Goldman Sachs	3,551
(687)	Quest Diagnostics Inc	Bank of America Merrill Lynch	(3,318)
(5,848)	Quest Diagnostics Inc	Barclays Bank	(3,976)
(2,977)	Quest Diagnostics Inc	Goldman Sachs	(14,379)
(7,132)	Quest Diagnostics Inc	HSBC	(42,408)
(2,132)	Quest Diagnostics Inc	Morgan Stanley	(1,450)
(236)	QuideOrtho Corp	Bank of America Merrill Lynch	(786)

保有高	銘柄	取引相手	未実現純評価益 /(損) (米ドル)
	米国(続き)		
(1,865)	QuideOrtho Corp	Barclays Bank	(261)
(4,265)	QuideOrtho Corp	Goldman Sachs	(12,765)
(862)	QuideOrtho Corp	HSBC	(7,939)
23,379	QuinStreet Inc	Barclays Bank	19,872
34,646	QuinStreet Inc	Goldman Sachs	30,835
(67,942)	Quotient Ltd	Barclays Bank	(2,446)
(67,240)	Quotient Ltd	Goldman Sachs	558
(8,164)	Quotient Ltd	HSBC	773
(15,063)	Quotient Ltd	Morgan Stanley	(542)
(8,996)	Quotient Technology Inc	Bank of America Merrill Lynch	(1,349)
(26,170)	Quotient Technology Inc	Barclays Bank	(1,832)
(29,872)	Quotient Technology Inc	Goldman Sachs	(4,481)
(33,058)	Quotient Technology Inc	HSBC	(1,983)
(5,362)	Quotient Technology Inc	Morgan Stanley	(375)
1,097	Qurate Retail Inc (Pref)	Goldman Sachs	4,180
599	Qurate Retail Inc (Pref)	HSBC	1,635
330	Qurate Retail Inc (Pref)	Morgan Stanley	205
9,259	Qurate Retail Inc 'A'	Barclays Bank	46
(14,017)	Qurate Retail Inc 'A'	Barclays Bank	(70)
27,718	Qurate Retail Inc 'A'	Goldman Sachs	(1,802)
(68,887)	Qurate Retail Inc 'A'	Goldman Sachs	4,478
65,624	Qurate Retail Inc 'A'	HSBC	(5,680)
(27,638)	Qurate Retail Inc 'A'	HSBC	3,178
5,829	Qurate Retail Inc 'A'	Morgan Stanley	29
(13,972)	R1 RCM Inc	Bank of America Merrill Lynch	12,674
(29,287)	R1 RCM Inc	Barclays Bank	11,894
(15,487)	R1 RCM Inc	Goldman Sachs	17,346
(24,441)	R1 RCM Inc	HSBC	(42,888)
(28,348)	R1 RCM Inc	Morgan Stanley	15,308
(7,516)	Rackspace Technology Inc	Bank of America Merrill Lynch	902
(8,449)	Rackspace Technology Inc	Barclays Bank	(3,633)
(30,325)	Rackspace Technology Inc	Goldman Sachs	3,639
1,400	Rackspace Technology Inc	HSBC	(112)
(21,979)	Rackspace Technology Inc	HSBC	1,758
14,946	Rackspace Technology Inc	Morgan Stanley	6,427
125,668	Radian Group Inc	Barclays Bank	71,631
65,444	Radian Group Inc	Goldman Sachs	5,221
107,929	Radian Group Inc	HSBC	15,109
18,561	Radian Group Inc	Morgan Stanley	10,579
26,471	Radiant Logistics Inc	Bank of America Merrill Lynch	(6,353)
26,454	Radiant Logistics Inc	Barclays Bank	(794)
20,165	Radiant Logistics Inc	Goldman Sachs	(4,840)
46,536	Radiant Logistics Inc	HSBC	27,456
47,942	Radiant Logistics Inc	Morgan Stanley	(1,438)
(24,192)	Radius Health Inc	Barclays Bank	(5,564)

保有高	銘柄	取引相手	未実現純評価益 /(損) (米ドル)
	米国(続き)		
1,156	RadNet Inc	Bank of America Merrill Lynch	180
4,839	RadNet Inc	Barclays Bank	2,807
1,286	RadNet Inc	Goldman Sachs	1,184
8,888	RadNet Inc	HSBC	15,818
2,775	RadNet Inc	Morgan Stanley	1,610
(16,350)	Rafael Holdings Inc 'B'	Barclays Bank	(2,453)
(12,818)	Rafael Holdings Inc 'B'	Goldman Sachs	(3,205)
(2,725)	Rafael Holdings Inc 'B'	HSBC	136
(1,904)	Rafael Holdings Inc 'B'	Morgan Stanley	(286)
4,604	Rallybio Corp	Barclays Bank	829
2,102	Rallybio Corp	Goldman Sachs	4,078
5,091	Rallybio Corp	HSBC	14,051
1,692	Rallybio Corp	Morgan Stanley	305
841	Ralph Lauren Corp	Bank of America Merrill Lynch	(197)
12,078	Ralph Lauren Corp	Barclays Bank	90,464
10,662	Ralph Lauren Corp	Goldman Sachs	1,493
8,643	Ralph Lauren Corp	HSBC	33,059
3,598	Ralph Lauren Corp	Morgan Stanley	26,949
(17,432)	Ramaco Resources Inc	Barclays Bank	20,918
(5,633)	Ramaco Resources Inc	Goldman Sachs	9,914
(15,589)	Rambus Inc	Bank of America Merrill Lynch	(4,209)
(21,938)	Rambus Inc	Barclays Bank	(8,117)
(8,306)	Rambus Inc	Goldman Sachs	(2,243)
(4,464)	Rambus Inc	HSBC	(1,671)
(3,488)	Rambus Inc	Morgan Stanley	(1,291)
7,587	Range Resources Corp	Barclays Bank	47,987
10,070	Range Resources Corp	Goldman Sachs	78,538
(3,976)	Range Resources Corp	Goldman Sachs	(31,490)
(4,679)	Range Resources Corp	HSBC	(41,316)
(10,514)	Range Resources Corp	Morgan Stanley	(66,133)
3,928	Ranger Energy Services Inc	Bank of America Merrill Lynch	2,200
3,685	Ranger Energy Services Inc	Goldman Sachs	2,064
9,263	Ranger Energy Services Inc	Morgan Stanley	(1,204)
(33,294)	Ranpak Holdings Corp	Barclays Bank	(12,985)
(37,541)	Ranpak Holdings Corp	Goldman Sachs	(36,794)
8,052	Rapid7 Inc	Barclays Bank	(3,221)
17,073	Rapid7 Inc	Goldman Sachs	49,511
150	Rapid7 Inc	Morgan Stanley	(60)
(14,016)	RAPT Therapeutics Inc	Barclays Bank	(24,668)
(249)	RAPT Therapeutics Inc	Goldman Sachs	(142)
(1,786)	Rattler Midstream LP	Bank of America Merrill Lynch	(5,537)
(46,212)	Rattler Midstream LP	Barclays Bank	(119,227)
(2,991)	Raymond James Financial Inc	Bank of America Merrill Lynch	(15,314)
(23,751)	Raymond James Financial Inc	Barclays Bank	(120,655)
(6,474)	Raymond James Financial Inc	HSBC	(36,513)

保有高	銘柄	取引相手	未実現純評価益 /(損) (米ドル)
	米国(続き)		
(400)	Raymond James Financial Inc	Morgan Stanley	(2,622)
(2,528)	Rayonier Advanced Materials Inc	Bank of America Merrill Lynch	2,857
(39,235)	Rayonier Advanced Materials Inc	Barclays Bank	14,125
(10,546)	Rayonier Advanced Materials Inc	Goldman Sachs	11,917
(4,370)	Rayonier Advanced Materials Inc	HSBC	4,676
(19,064)	Rayonier Advanced Materials Inc	Morgan Stanley	6,863
(3,854)	Rayonier Inc (REIT)	Bank of America Merrill Lynch	(15,493)
(16,600)	Rayonier Inc (REIT)	Barclays Bank	(36,188)
(22,653)	Rayonier Inc (REIT)	Goldman Sachs	(91,065)
(5,102)	Rayonier Inc (REIT)	HSBC	(18,928)
(14,039)	Rayonier Inc (REIT)	Morgan Stanley	(30,605)
(2,081)	RBB Bancorp	Bank of America Merrill Lynch	(1,845)
(5,281)	RBB Bancorp	Barclays Bank	(1,901)
(8,537)	RBB Bancorp	Goldman Sachs	(11,098)
(12,193)	RBB Bancorp	HSBC	(2,561)
(3,977)	RBC Bearings Inc	Bank of America Merrill Lynch	(95,686)
(14,094)	RBC Bearings Inc	Barclays Bank	(304,572)
(13,689)	RBC Bearings Inc	Goldman Sachs	(329,357)
(2,166)	RBC Bearings Inc	HSBC	(45,638)
(6,637)	RBC Bearings Inc	Morgan Stanley	(143,426)
(2,569)	RCI Hospitality Holdings Inc	Bank of America Merrill Lynch	1,966
(1,000)	RCI Hospitality Holdings Inc	Barclays Bank	(2,404)
(1,409)	RCI Hospitality Holdings Inc	Goldman Sachs	1,874
(3,014)	RCI Hospitality Holdings Inc	HSBC	7,208
1,535	RCM Technologies Inc	Barclays Bank	1,949
1,054	RCM Technologies Inc	HSBC	1,773
1,600	RCM Technologies Inc	Morgan Stanley	2,032
9,590	RE/MAX Holdings Inc 'A'	Barclays Bank	7,288
1,950	RE/MAX Holdings Inc 'A'	Goldman Sachs	2,243
25,623	RE/MAX Holdings Inc 'A'	Morgan Stanley	19,473
(497)	Reading International Inc 'A'	Bank of America Merrill Lynch	(109)
(30,500)	Reading International Inc 'A'	HSBC	1,830
(8,868)	Ready Capital Corp (REIT)	Bank of America Merrill Lynch	(177)
(20,047)	Ready Capital Corp (REIT)	Barclays Bank	(5,613)
(35,006)	Ready Capital Corp (REIT)	Goldman Sachs	(700)
(33,924)	Ready Capital Corp (REIT)	HSBC	(12,642)
(15,321)	Ready Capital Corp (REIT)	Morgan Stanley	(4,290)
2,038	Realogy Holdings Corp	Bank of America Merrill Lynch	1,814
22,629	Realogy Holdings Corp	Barclays Bank	13,577
4,636	Realogy Holdings Corp	Goldman Sachs	6,027
14,715	Realogy Holdings Corp	HSBC	17,571
17,934	RealReal Inc	Barclays Bank	(179)
28,019	RealReal Inc	Goldman Sachs	(4,728)
11,738	RealReal Inc	HSBC	(16,785)
(14,074)	Realty Income Corp (REIT)	Bank of America Merrill Lynch	7,218

保有高	銘柄	取引相手	未実現純評価益 /(損) (米ドル)
	米国(続き)		
(60,797)	Realty Income Corp (REIT)	Barclays Bank	(18,239)
(66,084)	Realty Income Corp (REIT)	Goldman Sachs	35,331
(46,070)	Realty Income Corp (REIT)	HSBC	(74,169)
(8,704)	Realty Income Corp (REIT)	Morgan Stanley	(2,611)
(3,974)	Reata Pharmaceuticals Inc 'A'	HSBC	(31,593)
(2,206)	Reata Pharmaceuticals Inc 'A'	Morgan Stanley	(1,015)
(31,919)	Recro Pharma Inc	Bank of America Merrill Lynch	3,192
(41,295)	Recro Pharma Inc	Barclays Bank	2,065
(45,995)	Recro Pharma Inc	Goldman Sachs	4,600
(3,123)	Recro Pharma Inc	HSBC	1,499
(7,345)	Recro Pharma Inc	Morgan Stanley	367
13,685	Recursion Pharmaceuticals Inc 'A'	Barclays Bank	3,695
7,396	Recursion Pharmaceuticals Inc 'A'	Goldman Sachs	2,958
13,071	Recursion Pharmaceuticals Inc 'A'	HSBC	7,844
(7,878)	Red River Bancshares Inc	Barclays Bank	4,845
(6,513)	Red River Bancshares Inc	Goldman Sachs	5,373
(3,874)	Red River Bancshares Inc	HSBC	5,985
(5,908)	Red River Bancshares Inc	Morgan Stanley	3,633
3,417	Red Robin Gourmet Burgers Inc	Barclays Bank	9,499
4,295	Red Robin Gourmet Burgers Inc	Goldman Sachs	7,173
5,722	Red Robin Gourmet Burgers Inc	HSBC	5,150
5,517	Red Robin Gourmet Burgers Inc	Morgan Stanley	15,337
(14,794)	Red Rock Resorts Inc 'A'	Bank of America Merrill Lynch	(6,719)
(24,161)	Red Rock Resorts Inc 'A'	Barclays Bank	(44,215)
(15,423)	Red Rock Resorts Inc 'A'	Goldman Sachs	(3,085)
(21,362)	Red Rock Resorts Inc 'A'	HSBC	(24,450)
(4,178)	Red Rock Resorts Inc 'A'	Morgan Stanley	(7,646)
(9,248)	Red Violet Inc	Barclays Bank	(740)
(2,028)	Red Violet Inc	HSBC	264
(10,200)	Redfin Corp	Bank of America Merrill Lynch	1,632
(14,627)	Redfin Corp	Barclays Bank	1,755
(10,838)	Redfin Corp	Goldman Sachs	1,734
(12,586)	Redfin Corp	Morgan Stanley	1,510
4,980	Redwood Trust Inc (REIT)	Bank of America Merrill Lynch	1,244
20,621	Redwood Trust Inc (REIT)	Barclays Bank	8,042
4,154	Redwood Trust Inc (REIT)	Goldman Sachs	1,537
61,623	Redwood Trust Inc (REIT)	HSBC	31,640
15,753	Redwood Trust Inc (REIT)	Morgan Stanley	6,144
3,003	Regal Rexnord Corp	Bank of America Merrill Lynch	4,409
7,680	Regal Rexnord Corp	Barclays Bank	20,046
5,311	Regal Rexnord Corp	Goldman Sachs	13,395
7,896	Regal Rexnord Corp	HSBC	12,731
2,665	Regal Rexnord Corp	Morgan Stanley	7,864
1,831	Regency Centers Corp (REIT)	Barclays Bank	9,375
(2,123)	Regency Centers Corp (REIT)	Barclays Bank	(10,870)

保有高	銘柄	取引相手	未実現純評価益 /(損) (米ドル)
	米国(続き)		
13,185	Regency Centers Corp (REIT)	Goldman Sachs	17,738
(8,844)	Regency Centers Corp (REIT)	Goldman Sachs	(4,156)
3,555	Regency Centers Corp (REIT)	HSBC	2,253
18,733	Regency Centers Corp (REIT)	Morgan Stanley	95,913
(5,231)	Regency Centers Corp (REIT)	Morgan Stanley	(26,783)
(41)	Regeneron Pharmaceuticals Inc	Bank of America Merrill Lynch	(1,000)
(841)	Regeneron Pharmaceuticals Inc	Barclays Bank	2,107
(754)	Regeneron Pharmaceuticals Inc	Goldman Sachs	(18,394)
(1,023)	Regeneron Pharmaceuticals Inc	HSBC	(81,467)
(360)	Regeneron Pharmaceuticals Inc	Morgan Stanley	902
(4,806)	REGENXBIO Inc	Bank of America Merrill Lynch	(7,285)
(1,128)	REGENXBIO Inc	Barclays Bank	(2,279)
(4,117)	REGENXBIO Inc	Goldman Sachs	(3,746)
(3,766)	REGENXBIO Inc	HSBC	(3,215)
(2,241)	REGENXBIO Inc	Morgan Stanley	(4,527)
2,081	Regional Management Corp	Barclays Bank	2,664
7,226	Regional Management Corp	Goldman Sachs	24,930
12,064	Regional Management Corp	Morgan Stanley	15,442
30,294	Regions Financial Corp	Bank of America Merrill Lynch	62,708
72,393	Regions Financial Corp	Barclays Bank	77,460
145,266	Regions Financial Corp	Goldman Sachs	300,701
56,993	Regions Financial Corp	HSBC	69,531
88,506	Regions Financial Corp	Morgan Stanley	94,701
(23,054)	Regis Corp	Bank of America Merrill Lynch	5,199
(8,027)	Regis Corp	Barclays Bank	519
(5,604)	Regis Corp	Goldman Sachs	1,264
(29,549)	Regis Corp	HSBC	14,568
(7,687)	Regis Corp	Morgan Stanley	497
1,039	Reinsurance Group of America Inc	Bank of America Merrill Lynch	6,743
14,178	Reinsurance Group of America Inc	Barclays Bank	54,160
17,123	Reinsurance Group of America Inc	Goldman Sachs	111,128
3,947	Reinsurance Group of America Inc	HSBC	39,707
2,328	Reinsurance Group of America Inc	Morgan Stanley	8,893
8,402	Relay Therapeutics Inc	Barclays Bank	(4,285)
1,498	Relay Therapeutics Inc	Goldman Sachs	(749)
6,773	Relay Therapeutics Inc	HSBC	2,301
16,475	Reliance Steel & Aluminum Co	Barclays Bank	340,688
71	Reliance Steel & Aluminum Co	Goldman Sachs	1,097
3,379	Reliance Steel & Aluminum Co	HSBC	26,964
2,485	Reliance Steel & Aluminum Co	Morgan Stanley	51,936
5,807	Relmada Therapeutics Inc	Barclays Bank	(1,452)
7,740	Relmada Therapeutics Inc	Goldman Sachs	(9,985)
8,755	Relmada Therapeutics Inc	HSBC	(5,778)
5,400	Relmada Therapeutics Inc	Morgan Stanley	(1,350)
10,678	Remitly Global Inc	Barclays Bank	3,844

保有高	銘柄	取引相手	未実現純評価益 /(損) (米ドル)
	米国(続き)		
14,831	Remitly Global Inc	Goldman Sachs	25,954
3,852	Remitly Global Inc	HSBC	12,750
(9,474)	RenaissanceRe Holdings Ltd	Barclays Bank	(31,548)
5,985	RenaissanceRe Holdings Ltd	Barclays Bank	19,930
(8,425)	RenaissanceRe Holdings Ltd	HSBC	(88,463)
2,115	RenaissanceRe Holdings Ltd	HSBC	22,207
(2,526)	RenaissanceRe Holdings Ltd	Morgan Stanley	(8,412)
(9,300)	Renasant Corp	Bank of America Merrill Lynch	(10,642)
(13,076)	Renasant Corp	Barclays Bank	(3,298)
(8,015)	Renasant Corp	HSBC	(3,204)
(12,310)	Renasant Corp	Morgan Stanley	(4,897)
1,801	Reneo Pharmaceuticals Inc	Bank of America Merrill Lynch	36
2,149	Reneo Pharmaceuticals Inc	Barclays Bank	322
1,471	Reneo Pharmaceuticals Inc	Morgan Stanley	221
(2,893)	Renewable Energy Group Inc	Barclays Bank	145
(813)	Renewable Energy Group Inc	Goldman Sachs	(154)
(886)	Renewable Energy Group Inc	HSBC	(310)
(8,180)	Rent the Runway Inc 'A'	Barclays Bank	(5,399)
(3,880)	Rent the Runway Inc 'A'	HSBC	4,889
(7,338)	Rent-A-Center Inc	Barclays Bank	(18,125)
(9,392)	Rent-A-Center Inc	Goldman Sachs	18,127
(6,967)	Rent-A-Center Inc	HSBC	9,754
(18,799)	Rentech Inc*	Morgan Stanley	56
12,137	Repay Holdings Corp	Bank of America Merrill Lynch	20,624
7,305	Repay Holdings Corp	Barclays Bank	(950)
9,643	Repay Holdings Corp	Goldman Sachs	15,865
9,860	Repay Holdings Corp	HSBC	7,338
401	Repligen Corp	Bank of America Merrill Lynch	5,441
434	Repligen Corp	Barclays Bank	5,821
1,773	Repligen Corp	Goldman Sachs	27,889
1,010	Repligen Corp	HSBC	19,254
528	Repligen Corp	Morgan Stanley	6,494
(2,233)	Replimune Group Inc	Barclays Bank	(1,094)
(9,882)	Replimune Group Inc	Goldman Sachs	(1,779)
(3,976)	Replimune Group Inc	HSBC	(3,539)
(301)	Replimune Group Inc	Morgan Stanley	(147)
(49,825)	Repro-Med Systems Inc	Bank of America Merrill Lynch	(2,491)
(3,548)	Repro-Med Systems Inc	Morgan Stanley	(568)
(528)	Republic Bancorp Inc 'A'	Bank of America Merrill Lynch	(1,035)
(9,063)	Republic Bancorp Inc 'A'	Barclays Bank	(10,422)
(11,263)	Republic Bancorp Inc 'A'	Goldman Sachs	(22,075)
(4,459)	Republic Bancorp Inc 'A'	HSBC	(5,752)
91,287	Republic First Bancorp Inc	Barclays Bank	5,477
121,205	Republic First Bancorp Inc	Goldman Sachs	2,424
13,200	Republic First Bancorp Inc	Morgan Stanley	792

保有高	銘柄	取引相手	未実現純評価益 /(損) (米ドル)
	米国(続き)		
709	Republic Services Inc	Bank of America Merrill Lynch	2,758
20,990	Republic Services Inc	Barclays Bank	76,813
4,868	Republic Services Inc	Goldman Sachs	17,964
19,256	Republic Services Inc	HSBC	72,403
(14,831)	Research Frontiers Inc	Barclays Bank	(1,483)
(14,789)	Research Frontiers Inc	HSBC	444
(66,270)	Research Frontiers Inc	Morgan Stanley	(6,627)
(3,646)	Resideo Technologies Inc	Bank of America Merrill Lynch	(3,938)
(20,425)	Resideo Technologies Inc	Barclays Bank	(20,834)
(25,452)	Resideo Technologies Inc	HSBC	(1,093)
(951)	ResMed Inc	Bank of America Merrill Lynch	(6,423)
248	ResMed Inc	Bank of America Merrill Lynch	1,694
137	ResMed Inc	Barclays Bank	723
(6,285)	ResMed Inc	Goldman Sachs	(42,927)
2,005	ResMed Inc	Goldman Sachs	13,461
(1,229)	ResMed Inc	Morgan Stanley	(6,489)
37,762	Resources Connection Inc	Barclays Bank	29,832
(119,769)	Retail Opportunity Investments Corp (REIT)	Barclays Bank	(128,752)
(103,438)	Retail Opportunity Investments Corp (REIT)	Goldman Sachs	(20,170)
(157,951)	Retail Opportunity Investments Corp (REIT)	HSBC	(114,514)
(4,635)	Retractable Technologies Inc	Morgan Stanley	(1,391)
(35,335)	REV Group Inc	Barclays Bank	(16,961)
(34,216)	REV Group Inc	Goldman Sachs	(9,238)
(1,780)	REV Group Inc	HSBC	(178)
(1,877)	REV Group Inc	Morgan Stanley	(901)
8,162	Revance Therapeutics Inc	Barclays Bank	6,122
23,597	Revance Therapeutics Inc	HSBC	(17,632)
(11,645)	Revlon Inc 'A'	HSBC	8,268
(8,375)	REVOLUTION Medicines Inc	Barclays Bank	(586)
(6,264)	REVOLUTION Medicines Inc	Goldman Sachs	(8,412)
(3,520)	REVOLUTION Medicines Inc	HSBC	(6,019)
(1,756)	REVOLUTION Medicines Inc	Morgan Stanley	(123)
(64)	Revolve Group Inc	Bank of America Merrill Lynch	(20)
949	Revolve Group Inc	Bank of America Merrill Lynch	304
(11,386)	Revolve Group Inc	Barclays Bank	(19,584)
(10,560)	Revolve Group Inc	Goldman Sachs	(3,379)
(646)	Revolve Group Inc	HSBC	1,518
(2,214)	Revolve Group Inc	Morgan Stanley	(3,808)
(1,075)	REX American Resources Corp	Barclays Bank	2,387
(517)	REX American Resources Corp	Goldman Sachs	2,099
(3)	REX American Resources Corp	Morgan Stanley	7
6,111	Rexford Industrial Realty Inc (REIT)	Bank of America Merrill Lynch	(341)
8,715	Rexford Industrial Realty Inc (REIT)	Barclays Bank	4,619
11,023	Rexford Industrial Realty Inc (REIT)	Goldman Sachs	(16,135)
10,993	Rexford Industrial Realty Inc (REIT)	HSBC	(32,787)

保有高	銘柄	取引相手	未実現純評価益 /(損) (米ドル)
	米国(続き)		
4,144	Rexford Industrial Realty Inc (REIT)	Morgan Stanley	2,196
(856)	Reynolds Consumer Products Inc	Bank of America Merrill Lynch	984
(14,156)	Reynolds Consumer Products Inc	Barclays Bank	(708)
(15,780)	Reynolds Consumer Products Inc	Goldman Sachs	18,147
10,431	Reynolds Consumer Products Inc	Goldman Sachs	(10,313)
(41,345)	Reynolds Consumer Products Inc	HSBC	73,032
9,713	Reynolds Consumer Products Inc	Morgan Stanley	486
(5,830)	RGC Resources Inc	Bank of America Merrill Lynch	(583)
(6,892)	RGC Resources Inc	Barclays Bank	(414)
(7,553)	RGC Resources Inc	Goldman Sachs	(755)
(7,122)	RGC Resources Inc	HSBC	1,211
(1,716)	RH	Bank of America Merrill Lynch	(15,221)
(1,623)	RH	Barclays Bank	(52,391)
(1,370)	RH	HSBC	2,466
(1,319)	RH	Morgan Stanley	(42,577)
9,289	Rhythm Pharmaceuticals Inc	Barclays Bank	372
2,606	Ribbon Communications Inc	Bank of America Merrill Lynch	(339)
16,458	Ribbon Communications Inc	Barclays Bank	1,975
12,272	Ribbon Communications Inc	Goldman Sachs	(1,595)
14,805	Ribbon Communications Inc	HSBC	(2,517)
13,800	Richmond Mutual BanCorp Inc	Barclays Bank	4,278
27,600	Richmond Mutual BanCorp Inc	Goldman Sachs	8,556
4,463	Richmond Mutual BanCorp Inc	Morgan Stanley	1,384
(40,652)	Rigel Pharmaceuticals Inc	Barclays Bank	4,878
(47,407)	Rigel Pharmaceuticals Inc	Goldman Sachs	9,007
(40,152)	Rigel Pharmaceuticals Inc	HSBC	4,417
(7,771)	Riley Exploration Permian Inc	Goldman Sachs	(31,783)
(10,720)	Rimini Street Inc	Barclays Bank	(4,074)
(15,143)	Rimini Street Inc	Goldman Sachs	(8,026)
(23,899)	Rimini Street Inc	HSBC	(11,950)
6,216	Ring Energy Inc	Barclays Bank	3,108
8,089	Ring Energy Inc	Goldman Sachs	3,155
7,386	Ring Energy Inc	Morgan Stanley	3,693
7,157	RingCentral Inc 'A'	Bank of America Merrill Lynch	13,098
10,521	RingCentral Inc 'A'	Barclays Bank	33,207
15,694	RingCentral Inc 'A'	Goldman Sachs	26,374
15,780	RingCentral Inc 'A'	HSBC	(47,118)
(43,303)	Riot Blockchain Inc	Barclays Bank	(21,002)
(4,329)	Riot Blockchain Inc	Morgan Stanley	(2,100)
4,598	Rite Aid Corp	Barclays Bank	(276)
14,050	Rite Aid Corp	Goldman Sachs	(2,248)
5,922	Rite Aid Corp	HSBC	2,426
24,268	Rite Aid Corp	Morgan Stanley	(1,456)
106,206	Riverview Bancorp Inc	Bank of America Merrill Lynch	67,972
24,562	Riverview Bancorp Inc	Goldman Sachs	15,720

保有高	銘柄	取引相手	未実現純評価益 /(損) (米ドル)
	米国(続き)		
31,593	Riverview Bancorp Inc	Morgan Stanley	10,110
(6,401)	Rivian Automotive Inc 'A'	Goldman Sachs	(38,854)
3,299	Rivian Automotive Inc 'A'	Goldman Sachs	12,009
(1,166)	Rivian Automotive Inc 'A'	Morgan Stanley	(5,533)
19,461	RLI Corp	Barclays Bank	65,584
11,734	RLI Corp	Goldman Sachs	(1,408)
2,448	RLI Corp	HSBC	(1,151)
(10,088)	RLJ Lodging Trust (REIT)	Bank of America Merrill Lynch	(3,929)
(34,186)	RLJ Lodging Trust (REIT)	Barclays Bank	(32,477)
(10,957)	RLJ Lodging Trust (REIT)	Goldman Sachs	(821)
(10,536)	RLJ Lodging Trust (REIT)	HSBC	(11,800)
4,516	RMR Group Inc 'A'	Bank of America Merrill Lynch	5,329
20,372	RMR Group Inc 'A'	Barclays Bank	31,861
8,299	RMR Group Inc 'A'	Goldman Sachs	9,793
14,164	RMR Group Inc 'A'	HSBC	31,302
7,989	RMR Group Inc 'A'	Morgan Stanley	13,102
(11,680)	Roadrunner Transportation Systems Inc	Bank of America Merrill Lynch	(1,752)
(1,411)	Roadrunner Transportation Systems Inc	Goldman Sachs	(212)
(11,046)	Robert Half International Inc	Goldman Sachs	42,859
(46,902)	Robinhood Markets Inc 'A'	Barclays Bank	(11,726)
(6,746)	ROBLOX Corp 'A'	Barclays Bank	(6,881)
1,208	ROBLOX Corp 'A'	Goldman Sachs	(1,280)
(2,494)	ROBLOX Corp 'A'	Goldman Sachs	(10,556)
9,387	ROBLOX Corp 'A'	HSBC	60,734
3,800	ROBLOX Corp 'A'	Morgan Stanley	7,850
(130,187)	Rocket Cos Inc 'A'	Bank of America Merrill Lynch	(111,961)
(23,118)	Rocket Cos Inc 'A'	Barclays Bank	(9,479)
(2,688)	Rocket Cos Inc 'A'	Goldman Sachs	(2,312)
(17,933)	Rocket Cos Inc 'A'	Morgan Stanley	(7,353)
(9,442)	Rocket Lab USA Inc	Barclays Bank	(2,974)
(7,128)	Rocket Lab USA Inc	Morgan Stanley	(2,245)
22,095	Rocket Pharmaceuticals Inc	Bank of America Merrill Lynch	59,656
19,856	Rocket Pharmaceuticals Inc	Goldman Sachs	47,815
8,540	Rocket Pharmaceuticals Inc	HSBC	29,890
2,288	Rockwell Automation Inc	Bank of America Merrill Lynch	13,911
(3,167)	Rockwell Automation Inc	Barclays Bank	(18,400)
222	Rockwell Automation Inc	Barclays Bank	1,290
(7,637)	Rockwell Automation Inc	Goldman Sachs	(46,433)
2,692	Rockwell Automation Inc	Goldman Sachs	17,291
(465)	Rockwell Automation Inc	HSBC	(2,441)
(1,775)	Rockwell Automation Inc	Morgan Stanley	(10,313)
(1,810)	Rockwell Medical Inc	Bank of America Merrill Lynch	4,743
(725)	Rockwell Medical Inc	Barclays Bank	189
(7,942)	Rockwell Medical Inc	Morgan Stanley	2,065
(1,846)	Rocky Brands Inc	Bank of America Merrill Lynch	222

保有高	銘柄	取引相手	未実現純評価益 /(損) (米ドル)
	米国(続き)		
(6,844)	Rocky Brands Inc	Barclays Bank	(19,437)
(4,784)	Rocky Brands Inc	Goldman Sachs	574
(6,218)	Rocky Brands Inc	HSBC	(13,991)
3,120	Roivant Sciences Ltd	Barclays Bank	1,030
9,182	Roivant Sciences Ltd	Goldman Sachs	4,132
14,684	Roivant Sciences Ltd	HSBC	12,041
(2,193)	Roku Inc	Bank of America Merrill Lynch	(13,273)
3,926	Roku Inc	Barclays Bank	12,288
(887)	Roku Inc	Barclays Bank	(2,776)
452	Roku Inc	HSBC	5,109
1,019	Roku Inc	Morgan Stanley	5,693
(796)	Roku Inc	Morgan Stanley	(2,491)
(28,624)	Rollins Inc	Barclays Bank	(16,130)
(17,487)	Rollins Inc	Goldman Sachs	(17,237)
(38,773)	Rollins Inc	HSBC	(79,523)
(13,139)	Rollins Inc	Morgan Stanley	(7,695)
(5,945)	Romeo Power Inc	Bank of America Merrill Lynch	1,006
(161,760)	Romeo Power Inc	Barclays Bank	12,973
(21,694)	Romeo Power Inc	Goldman Sachs	3,673
(2,224)	Romeo Power Inc	Morgan Stanley	178
20,852	Root Inc 'A'	Barclays Bank	3,232
10,447	Root Inc 'A'	Goldman Sachs	1,410
789	Roper Technologies Inc	Bank of America Merrill Lynch	19,288
96	Roper Technologies Inc	Barclays Bank	1,542
816	Roper Technologies Inc	Goldman Sachs	8,250
4,107	Roper Technologies Inc	HSBC	29,211
6,965	Roper Technologies Inc	Morgan Stanley	111,858
(6,480)	Ross Stores Inc	Bank of America Merrill Lynch	43,934
(7,705)	Ross Stores Inc	Goldman Sachs	53,940
22,836	Ross Stores Inc	HSBC	(106,459)
890	Ross Stores Inc	Morgan Stanley	5,589
(934)	Ross Stores Inc	Morgan Stanley	(5,866)
(7,139)	Roth CH Acquisition I Co Parent Corp	Goldman Sachs	(5,140)
(29,557)	Roth CH Acquisition I Co Parent Corp	HSBC	(40,789)
(1,652)	Rover Group Inc	Goldman Sachs	(1,520)
(25,831)	Rover Group Inc	HSBC	(3,487)
1,262	Royal Caribbean Cruises Ltd	Bank of America Merrill Lynch	715
2,109	Royal Caribbean Cruises Ltd	Barclays Bank	6,158
(6,924)	Royal Caribbean Cruises Ltd	Goldman Sachs	7,505
8,630	Royal Caribbean Cruises Ltd	Goldman Sachs	(27,977)
15,067	Royal Caribbean Cruises Ltd	HSBC	(35,693)
(1,674)	Royal Caribbean Cruises Ltd	Morgan Stanley	(4,888)
1,502	Royal Gold Inc	Bank of America Merrill Lynch	(1,232)
6,799	Royal Gold Inc	Barclays Bank	12,344
(2,108)	Royal Gold Inc	Barclays Bank	(4,026)

保有高	銘柄	取引相手	未実現純評価益 /(損) (米ドル)
	米国(続き)		
(1,219)	Royal Gold Inc	Goldman Sachs	1,000
4,139	Royal Gold Inc	HSBC	(32,284)
(2,693)	Royal Gold Inc	HSBC	2,962
(5,935)	Royalty Pharma Plc 'A'	Barclays Bank	(3,620)
(19,475)	Royalty Pharma Plc 'A'	Goldman Sachs	(9,758)
(9,806)	Royalty Pharma Plc 'A'	HSBC	(30,693)
(10,301)	Royalty Pharma Plc 'A'	Morgan Stanley	(6,283)
(54,252)	RPC Inc	Barclays Bank	(40,146)
(17,348)	RPM International Inc	Barclays Bank	(63,320)
(36,312)	RPM International Inc	Goldman Sachs	(194,269)
(9,450)	RPM International Inc	HSBC	(42,609)
(15,359)	RPM International Inc	Morgan Stanley	(56,060)
24,987	RPT Realty (REIT)	Bank of America Merrill Lynch	(6,497)
71,296	RPT Realty (REIT)	Barclays Bank	62,740
106,357	RPT Realty (REIT)	Goldman Sachs	(27,653)
62,007	RPT Realty (REIT)	HSBC	(7,441)
23,017	RPT Realty (REIT)	Morgan Stanley	20,255
(15,110)	Rubicon Technology Inc	Morgan Stanley	(378)
(21,926)	Rubius Therapeutics Inc	Barclays Bank	(2,631)
6,556	Rush Enterprises Inc 'A'	Bank of America Merrill Lynch	(4,491)
37,590	Rush Enterprises Inc 'A'	Barclays Bank	46,800
29,161	Rush Enterprises Inc 'A'	Goldman Sachs	(19,975)
4,679	Rush Enterprises Inc 'A'	HSBC	(6,902)
3,115	Rush Enterprises Inc 'B'	Bank of America Merrill Lynch	1,184
12,287	Rush Enterprises Inc 'B'	Barclays Bank	25,434
8,302	Rush Enterprises Inc 'B'	Goldman Sachs	3,155
4,585	Rush Enterprises Inc 'B'	HSBC	(734)
8,509	Rush Enterprises Inc 'B'	Morgan Stanley	17,614
5,135	Rush Street Interactive Inc	Bank of America Merrill Lynch	(197)
9,352	Rush Street Interactive Inc	Barclays Bank	-
13,219	Rush Street Interactive Inc	Goldman Sachs	2,926
12,013	Rush Street Interactive Inc	HSBC	6,487
2,903	Rush Street Interactive Inc	Morgan Stanley	-
(2,368)	Ruth's Hospitality Group Inc	Bank of America Merrill Lynch	47
(6,079)	Ruth's Hospitality Group Inc	Barclays Bank	(7,778)
(10,137)	Ruth's Hospitality Group Inc	Goldman Sachs	203
(40,929)	Ruth's Hospitality Group Inc	HSBC	(5,908)
(1,294)	Ruth's Hospitality Group Inc	Morgan Stanley	(1,721)
(4,992)	RxSight Inc	Barclays Bank	(1,448)
(1,554)	RxSight Inc	HSBC	(4,864)
9,916	Ryder System Inc	Barclays Bank	7,834
5,607	Ryerson Holding Corp	Goldman Sachs	19,064
(2,771)	Ryman Hospitality Properties Inc (REIT)	Bank of America Merrill Lynch	(4,115)
(20,403)	Ryman Hospitality Properties Inc (REIT)	Barclays Bank	(118,949)
(2,165)	Ryman Hospitality Properties Inc (REIT)	Goldman Sachs	(346)

保有高	銘柄	取引相手	未実現純評価益 /(損) (米ドル)
	米国(続き)		
(5,452)	Ryman Hospitality Properties Inc (REIT)	HSBC	(23,649)
(1,112)	Ryman Hospitality Properties Inc (REIT)	Morgan Stanley	(6,483)
4,350	S&P Global Inc	HSBC	110,403
(31,691)	S&T Bancorp Inc	Barclays Bank	(19,965)
(31,719)	S&T Bancorp Inc	Goldman Sachs	(55,508)
(23,055)	S&T Bancorp Inc	HSBC	(18,905)
(4,520)	S&T Bancorp Inc	Morgan Stanley	(2,848)
(13,970)	Sabra Health Care Inc (REIT)	Bank of America Merrill Lynch	(11,735)
(104,791)	Sabra Health Care Inc (REIT)	Barclays Bank	(84,881)
9,465	Sabra Health Care Inc (REIT)	Barclays Bank	7,667
(44,098)	Sabra Health Care Inc (REIT)	Goldman Sachs	(37,043)
(26,786)	Sabra Health Care Inc (REIT)	HSBC	(24,911)
(23,334)	Sabra Health Care Inc (REIT)	Morgan Stanley	(18,901)
10,967	Sabre Corp	Bank of America Merrill Lynch	7,019
18,545	Sabre Corp	Barclays Bank	2,411
54,336	Sabre Corp	Goldman Sachs	34,775
(13,040)	Sabre Corp	Morgan Stanley	(1,695)
3,042	Sabre Corp	Morgan Stanley	395
(7,925)	Safe Bulkers Inc	Barclays Bank	(1,228)
(45,671)	Safe Bulkers Inc	HSBC	(41,332)
(216,832)	Safeguard Scientifics Inc	Bank of America Merrill Lynch	(184,307)
(9,877)	Safeguard Scientifics Inc	Barclays Bank	(6,223)
(6,589)	Safeguard Scientifics Inc	Goldman Sachs	(5,601)
(2,105)	Safety Insurance Group Inc	Bank of America Merrill Lynch	(18,019)
(8,900)	Safety Insurance Group Inc	Barclays Bank	(39,160)
(17,222)	Safety Insurance Group Inc	Goldman Sachs	(147,420)
(10,206)	Safety Insurance Group Inc	HSBC	(61,793)
(5,379)	Safety Insurance Group Inc	Morgan Stanley	(23,668)
225	Saga Communications Inc 'A'	Barclays Bank	43
6,550	Saga Communications Inc 'A'	Goldman Sachs	1,048
458	Saga Communications Inc 'A'	HSBC	32
2,232	Saga Communications Inc 'A'	Morgan Stanley	424
3,596	Sage Therapeutics Inc	Bank of America Merrill Lynch	(2,994)
(6,929)	Sage Therapeutics Inc	Goldman Sachs	6,098
6,727	Sage Therapeutics Inc	Goldman Sachs	(5,920)
9,566	Sage Therapeutics Inc	HSBC	36,542
(2,513)	Saia Inc	Barclays Bank	(10,504)
(3,568)	Saia Inc	Goldman Sachs	16,876
(1,191)	Saia Inc	HSBC	18,082
(720)	Saia Inc	Morgan Stanley	(3,010)
(1,061)	Sailpoint Technologies Holdings Inc	Barclays Bank	(212)
1,554	Sailpoint Technologies Holdings Inc	Barclays Bank	311
(3,966)	Sailpoint Technologies Holdings Inc	Goldman Sachs	(9,558)
(7,782)	Sailpoint Technologies Holdings Inc	HSBC	(2,724)
1,187	salesforce.com Inc	Bank of America Merrill Lynch	(4,226)

保有高	銘柄	取引相手	未実現純評価益 /(損) (米ドル)
	米国(続き)		
5,748	salesforce.com Inc	Barclays Bank	1,380
1,675	salesforce.com Inc	Goldman Sachs	(5,963)
2,461	salesforce.com Inc	HSBC	(3,275)
7,135	salesforce.com Inc	Morgan Stanley	1,712
6,032	Salisbury Bancorp Inc	Barclays Bank	12,004
7,322	Salisbury Bancorp Inc	Goldman Sachs	21,161
1,950	Salisbury Bancorp Inc	HSBC	6,513
(2,779)	Sally Beauty Holdings Inc	Bank of America Merrill Lynch	(584)
(1,764)	Sally Beauty Holdings Inc	Barclays Bank	(2,752)
(22,365)	Sally Beauty Holdings Inc	Goldman Sachs	(4,042)
(27,778)	Sally Beauty Holdings Inc	HSBC	(6,908)
(2,301)	Sally Beauty Holdings Inc	Morgan Stanley	(3,590)
29,816	Sana Biotechnology Inc	Barclays Bank	19,679
11,047	Sana Biotechnology Inc	HSBC	(7,291)
850	Sanderson Farms Inc	Bank of America Merrill Lynch	11,207
(1,080)	Sanderson Farms Inc	Barclays Bank	(9,817)
7,949	Sanderson Farms Inc	Barclays Bank	72,256
(549)	Sanderson Farms Inc	Goldman Sachs	(7,395)
5,688	Sanderson Farms Inc	Goldman Sachs	76,719
(1,856)	Sanderson Farms Inc	HSBC	(25,367)
9,894	Sanderson Farms Inc	HSBC	160,382
(2,234)	Sanderson Farms Inc	Morgan Stanley	(20,027)
1,355	Sanderson Farms Inc	Morgan Stanley	12,317
20,843	SandRidge Energy Inc	Barclays Bank	81,079
11,898	Sandy Spring Bancorp Inc	Bank of America Merrill Lynch	38,759
36,333	Sandy Spring Bancorp Inc	Barclays Bank	50,866
15,767	Sandy Spring Bancorp Inc	Goldman Sachs	57,392
13,673	Sandy Spring Bancorp Inc	HSBC	41,664
4,864	Sandy Spring Bancorp Inc	Morgan Stanley	6,966
23,345	Sangamo Therapeutics Inc	Bank of America Merrill Lynch	(5,603)
83,103	Sangamo Therapeutics Inc	Barclays Bank	(18,377)
51,593	Sangamo Therapeutics Inc	Goldman Sachs	(12,382)
44,952	Sangamo Therapeutics Inc	HSBC	(4,497)
29,231	Sangamo Therapeutics Inc	Morgan Stanley	(1,888)
3,734	Sanmina Corp	Bank of America Merrill Lynch	10,567
8,991	Sanmina Corp	Barclays Bank	15,105
33,351	Sanmina Corp	Goldman Sachs	88,788
22,976	Sanmina Corp	HSBC	72,408
(23,676)	Sapiens International Corp NV	Barclays Bank	(22,966)
(3,872)	Sarcos Technology and Robotics Corp	Barclays Bank	(736)
620	Sarepta Therapeutics Inc	Bank of America Merrill Lynch	3,863
(1,373)	Sarepta Therapeutics Inc	Barclays Bank	(2,952)
653	Sarepta Therapeutics Inc	Barclays Bank	1,404
(830)	Sarepta Therapeutics Inc	HSBC	(7,138)
989	Sarepta Therapeutics Inc	HSBC	4,800

保有高	銘柄	取引相手	未実現純評価益 /(損) (米ドル)
	米国(続き)		
(1,192)	Sarepta Therapeutics Inc	Morgan Stanley	(2,563)
1,289	Sarepta Therapeutics Inc	Morgan Stanley	2,771
(2,758)	Saul Centers Inc (REIT)	Bank of America Merrill Lynch	(855)
(22,060)	Saul Centers Inc (REIT)	Barclays Bank	(48,311)
(11,736)	Saul Centers Inc (REIT)	Goldman Sachs	(3,638)
(843)	Saul Centers Inc (REIT)	HSBC	(135)
(353)	Saul Centers Inc (REIT)	Morgan Stanley	(773)
(58,571)	Savara Inc	Barclays Bank	1,757
(3,687)	SB Financial Group Inc	Barclays Bank	(995)
4,291	SBA Communications Corp (REIT)	Bank of America Merrill Lynch	38,748
185	SBA Communications Corp (REIT)	Barclays Bank	622
(1,511)	SBA Communications Corp (REIT)	Barclays Bank	(5,077)
844	SBA Communications Corp (REIT)	Goldman Sachs	7,621
988	SBA Communications Corp (REIT)	HSBC	14,188
(311)	SBA Communications Corp (REIT)	HSBC	(4,466)
5,928	SBA Communications Corp (REIT)	Morgan Stanley	19,918
(406)	SBA Communications Corp (REIT)	Morgan Stanley	(1,364)
11,688	ScanSource Inc	Bank of America Merrill Lynch	(7,831)
19,075	ScanSource Inc	Barclays Bank	33,572
4,809	ScanSource Inc	Goldman Sachs	(3,222)
2,640	ScanSource Inc	HSBC	10,270
3,177	ScanSource Inc	Morgan Stanley	5,592
2,151	Schlumberger NV	Bank of America Merrill Lynch	12,196
65,184	Schlumberger NV	Barclays Bank	260,736
17,871	Schlumberger NV	Goldman Sachs	101,328
12,026	Schlumberger NV	HSBC	82,836
23,162	Schneider National Inc 'B'	Bank of America Merrill Lynch	6,717
(4,240)	Schneider National Inc 'B'	Bank of America Merrill Lynch	(1,230)
22,104	Schneider National Inc 'B'	Barclays Bank	19,452
(8,996)	Schneider National Inc 'B'	Barclays Bank	(7,916)
29,494	Schneider National Inc 'B'	Goldman Sachs	8,553
(4,174)	Schneider National Inc 'B'	Goldman Sachs	(1,210)
33,251	Schneider National Inc 'B'	HSBC	(15,960)
57,130	Schneider National Inc 'B'	Morgan Stanley	50,274
(1,791)	Schnitzer Steel Industries Inc 'A'	Bank of America Merrill Lynch	(6,018)
(2,542)	Schnitzer Steel Industries Inc 'A'	Barclays Bank	(6,122)
(7,853)	Schnitzer Steel Industries Inc 'A'	Goldman Sachs	(27,207)
(3,774)	Schnitzer Steel Industries Inc 'A'	HSBC	(10,261)
(628)	Schnitzer Steel Industries Inc 'A'	Morgan Stanley	(1,915)
(4,441)	Scholar Rock Holding Corp	Barclays Bank	1,332
(4,672)	Scholar Rock Holding Corp	Morgan Stanley	1,402
(6,431)	Scholastic Corp	Barclays Bank	(12,540)
(6,968)	Scholastic Corp	Goldman Sachs	(6,898)
1,911	Schrodinger Inc	Bank of America Merrill Lynch	4,032
1,789	Schrodinger Inc	Barclays Bank	2,290

保有高	銘柄	取引相手	未実現純評価益 /(損) (米ドル)
	米国(続き)		
9,122	Schrodinger Inc	Goldman Sachs	19,247
3,817	Schrodinger Inc	HSBC	9,886
1,340	Schrodinger Inc	Morgan Stanley	1,715
(15,467)	Schweitzer-Mauduit International Inc	Bank of America Merrill Lynch	(619)
(25,195)	Schweitzer-Mauduit International Inc	Barclays Bank	(5,543)
(22,395)	Schweitzer-Mauduit International Inc	Goldman Sachs	(1,362)
(5,930)	Schweitzer-Mauduit International Inc	HSBC	(3,333)
(1,146)	Schweitzer-Mauduit International Inc	Morgan Stanley	(252)
681	Science Applications International Corp	Barclays Bank	2,377
5,870	Science Applications International Corp	Goldman Sachs	13,560
(18,587)	Science Applications International Corp	HSBC	(84,199)
3,570	Science Applications International Corp	HSBC	16,172
3,935	Science Applications International Corp	Morgan Stanley	13,733
(6,047)	Scientific Games Corp	Bank of America Merrill Lynch	(19,290)
(28,857)	Scientific Games Corp	Barclays Bank	(40,688)
(18,645)	Scientific Games Corp	HSBC	(78,161)
758	Scorpio Tankers Inc	Bank of America Merrill Lynch	3,297
10,077	Scorpio Tankers Inc	Barclays Bank	28,417
1,410	Scorpio Tankers Inc	Morgan Stanley	3,976
(2,765)	Scotts Miracle-Gro Co	Bank of America Merrill Lynch	(3,954)
(4,177)	Scotts Miracle-Gro Co	Barclays Bank	(20,911)
(2,135)	Scotts Miracle-Gro Co	Goldman Sachs	(3,053)
(4,853)	Scotts Miracle-Gro Co	HSBC	33,437
(327)	Scotts Miracle-Gro Co	Morgan Stanley	(1,916)
(13,909)	scPharmaceuticals Inc	Bank of America Merrill Lynch	(1,252)
(15,143)	scPharmaceuticals Inc	Barclays Bank	5,754
(8,135)	scPharmaceuticals Inc	Goldman Sachs	(732)
(1,868)	Sculptor Capital Management Inc	Bank of America Merrill Lynch	(1,980)
(17,507)	Sculptor Capital Management Inc	Barclays Bank	(7,878)
(9,308)	Sculptor Capital Management Inc	HSBC	(10,124)
(128)	Seaboard Corp	Barclays Bank	(58,645)
(68)	Seaboard Corp	Goldman Sachs	(22,372)
(44)	Seaboard Corp	HSBC	(16,766)
(435)	Seaboard Corp	Morgan Stanley	(199,300)
10	Seaboard Corp	Morgan Stanley	4,582
(107,981)	SeaChange International Inc	Bank of America Merrill Lynch	7,559
(22,375)	Seacoast Banking Corp of Florida	Goldman Sachs	(41,170)
(7,893)	Seacoast Banking Corp of Florida	Morgan Stanley	(4,104)
(2,510)	Seagate Technology Holdings Plc	Bank of America Merrill Lynch	2,034
(7,403)	Seagate Technology Holdings Plc	Barclays Bank	(2,739)
(3,931)	Seagate Technology Holdings Plc	Goldman Sachs	8,326
(2,665)	Seagate Technology Holdings Plc	HSBC	(5,170)
(10,197)	Seagate Technology Holdings Plc	Morgan Stanley	(3,773)
(1,021)	Seagen Inc	Bank of America Merrill Lynch	3,696
(2,545)	Seagen Inc	Barclays Bank	1,069

保有高	銘柄	取引相手	未実現純評価益 /(損) (米ドル)
	米国(続き)		
(1,424)	Seagen Inc	Goldman Sachs	5,494
(2,214)	Seagen Inc	Morgan Stanley	(808)
(5,706)	Sealed Air Corp	Bank of America Merrill Lynch	(1,343)
(326)	Sealed Air Corp	Barclays Bank	(505)
23,495	Sealed Air Corp	Goldman Sachs	1,645
(4,655)	Sealed Air Corp	Goldman Sachs	(326)
(6,066)	Sealed Air Corp	HSBC	4,950
12,777	Sealed Air Corp	Morgan Stanley	19,804
(1,450)	Sealed Air Corp	Morgan Stanley	(2,248)
5,062	SeaSpine Holdings Corp	Barclays Bank	863
10,497	SeaSpine Holdings Corp	Goldman Sachs	1,827
3,068	SeaSpine Holdings Corp	HSBC	442
18,526	SeaSpine Holdings Corp	Morgan Stanley	2,223
(3,309)	SeaWorld Entertainment Inc	Bank of America Merrill Lynch	7,522
(24,097)	SeaWorld Entertainment Inc	Barclays Bank	(30,675)
(10,520)	SeaWorld Entertainment Inc	Goldman Sachs	19,898
(9,814)	SeaWorld Entertainment Inc	HSBC	16,930
(6,016)	Second Sight Medical Products Inc	Barclays Bank	(1,444)
(1,405)	SecureWorks Corp 'A'	Bank of America Merrill Lynch	(660)
(14,162)	SecureWorks Corp 'A'	Morgan Stanley	(1,133)
(1,664)	Security Devices International Inc	Bank of America Merrill Lynch	(3,195)
(35,102)	Security Devices International Inc	Barclays Bank	(28,082)
(3,876)	Security Devices International Inc	Goldman Sachs	(7,442)
(3,962)	Security Devices International Inc	HSBC	(9,073)
13,316	Security National Financial Corp 'A'	Bank of America Merrill Lynch	11,785
27,563	Security National Financial Corp 'A'	Barclays Bank	23,015
26,179	Security National Financial Corp 'A'	Goldman Sachs	23,168
5,913	Security National Financial Corp 'A'	HSBC	5,470
10,095	Security National Financial Corp 'A'	Morgan Stanley	8,429
(2,073)	Seelos Therapeutics Inc	Bank of America Merrill Lynch	(132)
(11,310)	Seelos Therapeutics Inc	Barclays Bank	113
3,093	Seer Inc	Bank of America Merrill Lynch	1,585
6,464	Seer Inc	Goldman Sachs	(65)
(8,327)	SEI Investments Co	Bank of America Merrill Lynch	(24,489)
(23,111)	SEI Investments Co	Barclays Bank	(57,315)
(42,383)	SEI Investments Co	Goldman Sachs	(139,864)
(9,572)	SEI Investments Co	HSBC	(29,290)
(8,598)	SEI Investments Co	Morgan Stanley	(21,323)
(33,538)	Select Energy Services Inc 'A'	Morgan Stanley	(28,843)
28,307	Select Medical Holdings Corp	Barclays Bank	13,587
(39,438)	Select Medical Holdings Corp	Barclays Bank	(18,930)
5,630	Select Medical Holdings Corp	Goldman Sachs	1,239
(10,001)	Select Medical Holdings Corp	Goldman Sachs	(2,200)
(11,573)	Select Medical Holdings Corp	HSBC	(27,775)
(3,177)	Select Medical Holdings Corp	Morgan Stanley	(1,525)

保有高	銘柄	取引相手	未実現純評価益 /(損) (米ドル)
	米国(続き)		
41,966	Selecta Biosciences Inc	Barclays Bank	3,592
21,461	Selecta Biosciences Inc	Goldman Sachs	1,389
11,514	Selecta Biosciences Inc	Morgan Stanley	986
2,032	Selective Insurance Group Inc	Bank of America Merrill Lynch	2,307
24,241	Selective Insurance Group Inc	Barclays Bank	25,695
15,984	Selective Insurance Group Inc	HSBC	(22,368)
3,478	Selective Insurance Group Inc	Morgan Stanley	3,675
(12,979)	Selectquote Inc	Bank of America Merrill Lynch	(1,557)
(10,041)	Selectquote Inc	Goldman Sachs	(1,205)
(16,610)	Selectquote Inc	HSBC	(9,966)
15,985	Sema4 Holdings Corp	Bank of America Merrill Lynch	2,238
9,758	Sema4 Holdings Corp	Barclays Bank	2,927
7,495	Sema4 Holdings Corp	Goldman Sachs	1,049
26,149	Sema4 Holdings Corp	HSBC	6,276
23,984	Sema4 Holdings Corp	Morgan Stanley	7,195
(1,441)	Semler Scientific Inc	Bank of America Merrill Lynch	2,003
(217)	Semler Scientific Inc	Barclays Bank	141
(491)	Semler Scientific Inc	Goldman Sachs	682
(3,581)	Sempra Energy	Bank of America Merrill Lynch	(10,238)
(13,831)	Sempra Energy	Barclays Bank	(13,930)
(18,499)	Sempra Energy	Goldman Sachs	(55,455)
(9,734)	Sempra Energy	HSBC	(21,318)
(289)	Sempra Energy	Morgan Stanley	(301)
18,747	Semtech Corp	Bank of America Merrill Lynch	73,863
42,472	Semtech Corp	Barclays Bank	126,999
24,402	Semtech Corp	Goldman Sachs	96,144
46,182	Semtech Corp	HSBC	249,485
5,720	Semtech Corp	Morgan Stanley	17,046
3,911	Seneca Foods Corp 'A'	Barclays Bank	2,229
2,570	Seneca Foods Corp 'A'	Goldman Sachs	694
1,062	Seneca Foods Corp 'A'	HSBC	5,140
2,802	Seneca Foods Corp 'A'	Morgan Stanley	1,597
(1,054)	Sensata Technologies Holding Plc	Barclays Bank	(736)
16,107	Sensata Technologies Holding Plc	Barclays Bank	21,744
(34,806)	Sensata Technologies Holding Plc	Goldman Sachs	(92,142)
6,136	Sensata Technologies Holding Plc	Goldman Sachs	16,751
(18,938)	Sensata Technologies Holding Plc	HSBC	(43,095)
(2,720)	Sensata Technologies Holding Plc	Morgan Stanley	(5,132)
3,898	Sensient Technologies Corp	Bank of America Merrill Lynch	12,240
5,635	Sensient Technologies Corp	Barclays Bank	13,278
12,990	Sensient Technologies Corp	Goldman Sachs	40,021
516	Sensient Technologies Corp	HSBC	1,496
(1,193)	SentinelOne Inc 'A'	Bank of America Merrill Lynch	(3,806)
(10,497)	SentinelOne Inc 'A'	Barclays Bank	(16,480)
(16,202)	SentinelOne Inc 'A'	Goldman Sachs	(51,684)

保有高	銘柄	取引相手	未実現純評価益 /(損) (米ドル)
	米国(続き)		
(11,047)	SentinelOne Inc 'A'	HSBC	(44,272)
6,264	Seres Therapeutics Inc	Bank of America Merrill Lynch	(2,568)
34,952	Seres Therapeutics Inc	Barclays Bank	(1,143)
7,214	Seres Therapeutics Inc	Goldman Sachs	1,218
7,627	Seres Therapeutics Inc	Morgan Stanley	(1,068)
(4,906)	Seritage Growth Properties 'A' (REIT)	Bank of America Merrill Lynch	(442)
(41,725)	Seritage Growth Properties 'A' (REIT)	Barclays Bank	(12,504)
(14,207)	Seritage Growth Properties 'A' (REIT)	Morgan Stanley	(4,120)
(2,234)	Service Corp International	Barclays Bank	156
9,967	Service Corp International	Goldman Sachs	11,562
(2,275)	Service Corp International	Goldman Sachs	(2,948)
5,255	Service Corp International	HSBC	(1,051)
(978)	Service Corp International	HSBC	196
756	ServiceNow Inc	Bank of America Merrill Lynch	28,380
5,500	ServiceNow Inc	Barclays Bank	221,925
3,504	ServiceNow Inc	HSBC	156,278
813	ServiceNow Inc	Morgan Stanley	32,805
2,690	ServisFirst Bancshares Inc	Bank of America Merrill Lynch	6,000
9,473	ServisFirst Bancshares Inc	Barclays Bank	24,217
5,709	ServisFirst Bancshares Inc	Goldman Sachs	13,646
6,348	ServisFirst Bancshares Inc	HSBC	15,155
956	ServisFirst Bancshares Inc	Morgan Stanley	2,428
(149,481)	Sesen Bio Inc	Barclays Bank	(3,827)
37,354	SFL Corp Ltd	Barclays Bank	11,206
50,511	SFL Corp Ltd	Goldman Sachs	(1,515)
505	Shake Shack Inc 'A'	Bank of America Merrill Lynch	1,899
21,278	Shake Shack Inc 'A'	Barclays Bank	106,177
7,720	Shake Shack Inc 'A'	Goldman Sachs	29,027
4,617	Shake Shack Inc 'A'	HSBC	10,076
2,722	Shake Shack Inc 'A'	Morgan Stanley	13,583
2,767	Sharps Compliance Corp	Bank of America Merrill Lynch	470
22,844	Sharps Compliance Corp	Barclays Bank	7,995
16,121	Sharps Compliance Corp	Goldman Sachs	2,741
17,379	Sharps Compliance Corp	Morgan Stanley	6,083
16,471	Shattuck Labs Inc	Barclays Bank	(4,447)
7,554	Shattuck Labs Inc	Goldman Sachs	(3,777)
13,167	Shattuck Labs Inc	HSBC	(8,822)
2,231	Shattuck Labs Inc	Morgan Stanley	(602)
(15,093)	Shenandoah Telecommunications Co	Barclays Bank	(6,188)
(12,738)	Shenandoah Telecommunications Co	Goldman Sachs	(26,750)
(6,752)	Shenandoah Telecommunications Co	HSBC	(12,289)
(303)	Sherwin-Williams Co	Bank of America Merrill Lynch	1,439
(4,485)	Sherwin-Williams Co	Barclays Bank	(32,965)
(4,653)	Sherwin-Williams Co	Goldman Sachs	22,102
(7,484)	Sherwin-Williams Co	HSBC	61,186

保有高	銘柄	取引相手	未実現純評価益 /(損) (米ドル)
	米国(続き)		
(595)	Sherwin-Williams Co	Morgan Stanley	(4,373)
(156)	Shift4 Payments Inc 'A'	Bank of America Merrill Lynch	(345)
(9,265)	Shift4 Payments Inc 'A'	Barclays Bank	(11,303)
(5,305)	Shift4 Payments Inc 'A'	Goldman Sachs	(11,724)
(6,988)	Shift4 Payments Inc 'A'	HSBC	(48,636)
(5,525)	Shift4 Payments Inc 'A'	Morgan Stanley	(6,740)
(2,096)	Shoals Technologies Group Inc 'A'	Bank of America Merrill Lynch	(2,398)
(25,032)	Shoals Technologies Group Inc 'A'	Barclays Bank	(20,777)
(605)	Shockwave Medical Inc	Bank of America Merrill Lynch	(3,279)
(526)	Shockwave Medical Inc	Barclays Bank	(1,794)
1,758	Shockwave Medical Inc	Barclays Bank	5,995
(570)	Shockwave Medical Inc	Goldman Sachs	(4,298)
229	Shockwave Medical Inc	HSBC	679
403	Shockwave Medical Inc	Morgan Stanley	1,374
(365)	Shockwave Medical Inc	Morgan Stanley	(1,245)
1,583	Shoe Carnival Inc	Barclays Bank	4,037
15,407	Shoe Carnival Inc	Goldman Sachs	(38,980)
1,969	Shoe Carnival Inc	HSBC	(4,883)
7,781	Shore Bancshares Inc	Barclays Bank	3,035
15,580	Shore Bancshares Inc	Goldman Sachs	8,725
(2,719)	ShotSpotter Inc	Barclays Bank	(5,601)
(868)	ShotSpotter Inc	Goldman Sachs	(1,680)
(9,482)	ShotSpotter Inc	HSBC	(59,263)
(1,948)	ShotSpotter Inc	Morgan Stanley	(4,013)
2,725	Shutterstock Inc	Bank of America Merrill Lynch	(8,529)
4,835	Shutterstock Inc	Barclays Bank	5,989
6,674	Shutterstock Inc	Goldman Sachs	(14,477)
1,070	Shutterstock Inc	HSBC	(4,090)
1,538	Shutterstock Inc	Morgan Stanley	892
(14,578)	Shyft Group Inc	Morgan Stanley	(4,665)
1,969	SI-BONE Inc	Barclays Bank	788
10,728	SI-BONE Inc	Goldman Sachs	18,345
5,320	SI-BONE Inc	HSBC	(4,309)
5,461	SI-BONE Inc	Morgan Stanley	2,184
(73,799)	Siebert Financial Corp	Barclays Bank	18,450
(760)	Siebert Financial Corp	Goldman Sachs	-
(1,050)	Siebert Financial Corp	HSBC	168
(659)	Siebert Financial Corp	Morgan Stanley	165
777	Sienna Biopharmaceuticals Inc	Goldman Sachs	-
10,644	Sientra Inc	Bank of America Merrill Lynch	(1,907)
33,786	Sientra Inc	Barclays Bank	(8,757)
7,226	Sientra Inc	Goldman Sachs	(1,295)
9,134	Sierra Bancorp	Bank of America Merrill Lynch	3,014
20,395	Sierra Bancorp	Goldman Sachs	6,730
67,340	Sierra Bancorp	Morgan Stanley	30,303

保有高	銘柄	取引相手	未実現純評価益 /(損) (米ドル)
	米国(続き)		
(10,718)	SIGA Technologies Inc	Goldman Sachs	(44,587)
(62,709)	SIGA Technologies Inc	Morgan Stanley	(43,269)
(5,366)	Sight Sciences Inc	Goldman Sachs	(2,898)
(1,540)	Sight Sciences Inc	HSBC	(3,188)
9,226	Sigilon Therapeutics Inc	Bank of America Merrill Lynch	535
2,606	Sigilon Therapeutics Inc	Barclays Bank	41
14,076	Sigilon Therapeutics Inc	Goldman Sachs	816
6,922	Sigilon Therapeutics Inc	HSBC	(1,007)
11,066	Sigilon Therapeutics Inc	Morgan Stanley	174
(7,463)	Signature Bank	Barclays Bank	(89,631)
385	Signature Bank	Barclays Bank	7,522
(1,707)	Signature Bank	Goldman Sachs	(38,954)
(1,027)	Signature Bank	HSBC	10,558
1,172	Signature Bank	Morgan Stanley	14,076
(886)	Signet Jewelers Ltd	Bank of America Merrill Lynch	1,834
731	Signet Jewelers Ltd	Bank of America Merrill Lynch	(1,513)
(6,882)	Signet Jewelers Ltd	Barclays Bank	(20,370)
4,590	Signet Jewelers Ltd	Barclays Bank	13,586
(10,475)	Signet Jewelers Ltd	Goldman Sachs	21,683
1,186	Signet Jewelers Ltd	Goldman Sachs	(2,455)
(1,446)	Signet Jewelers Ltd	HSBC	15,024
3,002	Signet Jewelers Ltd	HSBC	(31,191)
1,658	Signet Jewelers Ltd	Morgan Stanley	4,453
(5,583)	Signify Health Inc 'A'	Bank of America Merrill Lynch	(5,583)
(27,306)	Signify Health Inc 'A'	Barclays Bank	(16,384)
3,510	Signify Health Inc 'A'	Barclays Bank	2,106
(5,225)	Signify Health Inc 'A'	Goldman Sachs	(5,225)
(10,827)	Signify Health Inc 'A'	Morgan Stanley	(6,496)
3,337	Signify Health Inc 'A'	Morgan Stanley	2,002
6,829	Silgan Holdings Inc	Bank of America Merrill Lynch	(787)
(4,357)	Silgan Holdings Inc	Bank of America Merrill Lynch	(5,059)
30,881	Silgan Holdings Inc	Barclays Bank	34,587
(13,477)	Silgan Holdings Inc	Barclays Bank	(15,094)
(19,044)	Silgan Holdings Inc	Goldman Sachs	1,135
(7,479)	Silgan Holdings Inc	HSBC	1,331
19,325	Silgan Holdings Inc	Morgan Stanley	21,644
(2,828)	Silgan Holdings Inc	Morgan Stanley	(1,857)
665	Silicon Laboratories Inc	Bank of America Merrill Lynch	6,670
28,983	Silicon Laboratories Inc	Barclays Bank	304,321
18,776	Silicon Laboratories Inc	Goldman Sachs	188,323
3,417	Silicon Laboratories Inc	HSBC	48,214
(3,758)	Silk Road Medical Inc	Barclays Bank	(12,364)
(9,140)	Silk Road Medical Inc	Goldman Sachs	(27,786)
(4,107)	Silk Road Medical Inc	HSBC	(15,252)
(356)	Silk Road Medical Inc	Morgan Stanley	(1,171)

保有高	銘柄	取引相手	未実現純評価益 /(損) (米ドル)
	米国(続き)		
21,174	Silverback Therapeutics Inc	Barclays Bank	4,447
17,888	Silverback Therapeutics Inc	Goldman Sachs	6,976
7,135	Silverback Therapeutics Inc	HSBC	3,425
(11,112)	SilverBow Resources Inc	Barclays Bank	(60,783)
(719)	SilverBow Resources Inc	Goldman Sachs	(5,126)
(4,352)	SilverBow Resources Inc	HSBC	(36,731)
9,429	SilverCrest Asset Management Group Inc 'A'	Bank of America Merrill Lynch	5,657
11,782	SilverCrest Asset Management Group Inc 'A'	Barclays Bank	4,595
11,133	SilverCrest Asset Management Group Inc 'A'	Goldman Sachs	6,680
9,561	SilverCrest Asset Management Group Inc 'A'	HSBC	(1,530)
21,829	SilverCrest Asset Management Group Inc 'A'	Morgan Stanley	8,513
(1,145)	Silvergate Capital Corp 'A'	Bank of America Merrill Lynch	(13,763)
(5,959)	Silvergate Capital Corp 'A'	Barclays Bank	(53,810)
(1,544)	Silvergate Capital Corp 'A'	Goldman Sachs	(18,559)
(3,741)	Silvergate Capital Corp 'A'	Morgan Stanley	(33,781)
4,955	Simmons First National Corp 'A'	Barclays Bank	2,527
8,584	Simmons First National Corp 'A'	Goldman Sachs	12,447
6,831	Simmons First National Corp 'A'	HSBC	6,011
7,606	Simon Property Group Inc (REIT)	Bank of America Merrill Lynch	(23,198)
17,899	Simon Property Group Inc (REIT)	Barclays Bank	108,289
6,504	Simon Property Group Inc (REIT)	Goldman Sachs	(19,837)
3,832	Simon Property Group Inc (REIT)	HSBC	2,941
199	Simon Property Group Inc (REIT)	Morgan Stanley	1,204
(6,274)	Simply Good Foods Co	Barclays Bank	(11,092)
(9,247)	Simply Good Foods Co	Goldman Sachs	(17,152)
(4,257)	Simply Good Foods Co	Morgan Stanley	(8,622)
(6,516)	Simpson Manufacturing Co Inc	Bank of America Merrill Lynch	(28,279)
(14,416)	Simpson Manufacturing Co Inc	Barclays Bank	(44,977)
(11,149)	Simpson Manufacturing Co Inc	HSBC	(11,275)
(4,375)	Simpson Manufacturing Co Inc	Morgan Stanley	(13,650)
(13,880)	Simulations Plus Inc	Barclays Bank	(46,359)
(1,132)	Simulations Plus Inc	Goldman Sachs	(3,588)
(602)	Simulations Plus Inc	HSBC	(4,124)
3,846	Sinclair Broadcast Group Inc 'A'	Bank of America Merrill Lynch	(6,173)
19,798	Sinclair Broadcast Group Inc 'A'	Barclays Bank	(22,570)
9,391	Sinclair Broadcast Group Inc 'A'	Goldman Sachs	(6,855)
3,966	Sinclair Broadcast Group Inc 'A'	HSBC	3,799
7,846	Sinclair Broadcast Group Inc 'A'	Morgan Stanley	(7,847)
10,668	Singular Genomics Systems Inc	Bank of America Merrill Lynch	424
12,284	Singular Genomics Systems Inc	Barclays Bank	983
20,273	Singular Genomics Systems Inc	Goldman Sachs	3,041
2,717	Singular Genomics Systems Inc	HSBC	(245)

保有高	銘柄	取引相手	未実現純評価益 /(損) (米ドル)
	米国(続き)		
6,848	Singular Genomics Systems Inc	Morgan Stanley	548
61,086	Sirius XM Holdings Inc	Bank of America Merrill Lynch	12,872
99,417	Sirius XM Holdings Inc	Goldman Sachs	22,866
11,350	Sirius XM Holdings Inc	Morgan Stanley	1,476
(210,820)	SiriusPoint Ltd	Barclays Bank	48,489
(53,105)	SiriusPoint Ltd	Morgan Stanley	12,214
23,890	SITE Centers Corp (REIT)	Bank of America Merrill Lynch	22,218
52,684	SITE Centers Corp (REIT)	Barclays Bank	77,445
51,363	SITE Centers Corp (REIT)	Goldman Sachs	47,768
29,027	SITE Centers Corp (REIT)	HSBC	32,801
6,404	SITE Centers Corp (REIT)	Morgan Stanley	9,414
21,629	SiteOne Landscape Supply Inc	Barclays Bank	161,785
6,263	SiteOne Landscape Supply Inc	Goldman Sachs	17,599
14,850	SiteOne Landscape Supply Inc	HSBC	120,434
1,136	SiteOne Landscape Supply Inc	Morgan Stanley	8,497
(6,412)	SiTime Corp	Goldman Sachs	(135,549)
(4,785)	SiTime Corp	HSBC	(200,848)
(307)	SiTime Corp	Morgan Stanley	(2,367)
(14,402)	SITO Mobile Ltd	Bank of America Merrill Lynch	-
(66,470)	SITO Mobile Ltd	Goldman Sachs	-
(7,365)	Six Flags Entertainment Corp	Bank of America Merrill Lynch	(2,336)
5,602	Six Flags Entertainment Corp	Bank of America Merrill Lynch	5,602
3,412	Six Flags Entertainment Corp	Goldman Sachs	3,372
(11,429)	Six Flags Entertainment Corp	HSBC	14,558
1,556	Six Flags Entertainment Corp	HSBC	1,563
4,571	Six Flags Entertainment Corp	Morgan Stanley	4,980
1,362	SJW Group	Bank of America Merrill Lynch	(27)
10,445	SJW Group	Barclays Bank	(2,716)
17,938	SJW Group	Goldman Sachs	(150)
10,318	SJW Group	HSBC	16,332
14,467	SJW Group	Morgan Stanley	(3,761)
(11,043)	Skechers USA Inc 'A'	Bank of America Merrill Lynch	(14,951)
19,774	Skechers USA Inc 'A'	Barclays Bank	45,678
(4,921)	Skechers USA Inc 'A'	Barclays Bank	(15,370)
(3,216)	Skechers USA Inc 'A'	Goldman Sachs	(5,853)
(7,222)	Skechers USA Inc 'A'	HSBC	(19,304)
(24,877)	Skillsoft Corp	Goldman Sachs	(22,389)
93,903	Skillz Inc	Bank of America Merrill Lynch	17,269
78,082	Skillz Inc	Barclays Bank	10,541
17,455	Skillz Inc	Goldman Sachs	2,706
57,338	Skillz Inc	HSBC	11,124
17,608	Skillz Inc	Morgan Stanley	2,377
4,964	Sky Harbour Group Corp	Bank of America Merrill Lynch	3,822
2,111	Sky Harbour Group Corp	Barclays Bank	464
2,541	Sky Harbour Group Corp	Goldman Sachs	1,957

保有高	銘柄	取引相手	未実現純評価益 /(損) (米ドル)
	米国(続き)		
2,326	Sky Harbour Group Corp	Morgan Stanley	512
(3,281)	Skyline Champion Corp	Barclays Bank	197
(5,405)	Skyline Champion Corp	Goldman Sachs	4,054
(2,136)	Skyline Champion Corp	HSBC	(1,495)
(3,909)	Skyline Champion Corp	Morgan Stanley	235
(4,377)	SkyWater Technology Inc	Bank of America Merrill Lynch	(3,327)
(8,852)	SkyWater Technology Inc	Barclays Bank	(12,216)
(8,810)	SkyWater Technology Inc	Goldman Sachs	(6,696)
(576)	SkyWater Technology Inc	Morgan Stanley	(795)
(10,632)	SkyWest Inc	Barclays Bank	(12,007)
(5,989)	SkyWest Inc	HSBC	(3,593)
(11,738)	SkyWest Inc	Morgan Stanley	(12,081)
2,583	Skyworks Solutions Inc	Bank of America Merrill Lynch	5,149
(12,839)	Skyworks Solutions Inc	Barclays Bank	(66,891)
(5,381)	Skyworks Solutions Inc	HSBC	(28,573)
3,792	Skyworks Solutions Inc	HSBC	20,260
(6,474)	Skyworks Solutions Inc	Morgan Stanley	(33,730)
1,128	Skyworks Solutions Inc	Morgan Stanley	5,877
(10,467)	SL Green Realty Corp (REIT)	Barclays Bank	(11,514)
4,526	SL Green Realty Corp (REIT)	Barclays Bank	4,979
(25,075)	SL Green Realty Corp (REIT)	Goldman Sachs	37,362
4,072	SL Green Realty Corp (REIT)	Goldman Sachs	(3,533)
(6,776)	SL Green Realty Corp (REIT)	HSBC	25,274
6,626	SL Green Realty Corp (REIT)	HSBC	(18,086)
2,236	SL Green Realty Corp (REIT)	Morgan Stanley	2,460
(4,858)	Sleep Number Corp	Barclays Bank	(17,537)
(5,223)	Sleep Number Corp	Goldman Sachs	(30,032)
(2,446)	Sleep Number Corp	HSBC	(14,700)
(1,795)	Sleep Number Corp	Morgan Stanley	(6,480)
(43,538)	SLM Corp	Bank of America Merrill Lynch	(104,861)
(11,120)	SLM Corp	Barclays Bank	(16,012)
(56,990)	SLM Corp	Goldman Sachs	(130,331)
(28,350)	SLM Corp	HSBC	(84,483)
(27,934)	SLM Corp	Morgan Stanley	(40,225)
1,156	SM Energy Co	Bank of America Merrill Lynch	17,223
22,998	SM Energy Co	Barclays Bank	272,066
2,044	SM Energy Co	Goldman Sachs	32,459
(2,201)	SM Energy Co	Goldman Sachs	(34,952)
2,428	SM Energy Co	HSBC	42,374
1,876	SM Energy Co	Morgan Stanley	22,193
(3,227)	SM Energy Co	Morgan Stanley	(38,175)
(5,788)	SMART Global Holdings Inc	Barclays Bank	(7,119)
(22,574)	SMART Global Holdings Inc	Goldman Sachs	(42,213)
35,019	SmartFinancial Inc	Barclays Bank	34,669
54,127	SmartFinancial Inc	Goldman Sachs	76,319

保有高	銘柄	取引相手	未実現純評価益 /(損) (米ドル)
	米国(続き)		
11,601	SmartFinancial Inc	HSBC	7,077
25,568	SmartFinancial Inc	Morgan Stanley	25,312
(1,359)	Smartsheet Inc 'A'	Bank of America Merrill Lynch	2,854
1,799	Smartsheet Inc 'A'	Barclays Bank	594
(1,239)	Smartsheet Inc 'A'	Barclays Bank	(409)
671	Smartsheet Inc 'A'	Goldman Sachs	227
(671)	Smartsheet Inc 'A'	Goldman Sachs	1,409
3,860	Smartsheet Inc 'A'	HSBC	(14,707)
(3,273)	Smartsheet Inc 'A'	HSBC	10,290
1,264	Smartsheet Inc 'A'	Morgan Stanley	417
(804)	Smartsheet Inc 'A'	Morgan Stanley	(265)
(125,050)	Smith Micro Software Inc	Barclays Bank	(16,257)
(40,607)	Smith Micro Software Inc	Goldman Sachs	(6,903)
(41,062)	Smith Micro Software Inc	HSBC	(2,053)
(870)	Smith-Midland Corp	Goldman Sachs	339
(16,836)	Snap Inc 'A'	Bank of America Merrill Lynch	152,197
(5,443)	Snap Inc 'A'	Barclays Bank	44,034
(4,919)	Snap Inc 'A'	Goldman Sachs	44,468
(4,803)	Snap Inc 'A'	Morgan Stanley	38,856
(20,844)	Snap One Holdings Corp	Goldman Sachs	(14,174)
(1,044)	Snap One Holdings Corp	HSBC	(418)
1,758	Snap-on Inc	Bank of America Merrill Lynch	13,843
16,878	Snap-on Inc	Barclays Bank	137,342
7,372	Snap-on Inc	Goldman Sachs	28,127
2,562	Snap-on Inc	HSBC	4,368
1,032	Snap-on Inc	Morgan Stanley	8,514
(39)	Snowflake Inc 'A'	Bank of America Merrill Lynch	840
(8,238)	Snowflake Inc 'A'	Barclays Bank	90,288
(2,800)	Snowflake Inc 'A'	Goldman Sachs	45,071
(579)	Snowflake Inc 'A'	HSBC	8,917
(1,305)	Snowflake Inc 'A'	Morgan Stanley	8,920
(7,956)	SoFi Technologies Inc	Bank of America Merrill Lynch	(5,012)
(30,925)	SoFi Technologies Inc	Barclays Bank	(8,350)
(16,640)	SoFi Technologies Inc	Goldman Sachs	(10,483)
(2,632)	SolarEdge Technologies Inc	Barclays Bank	(58,878)
388	SolarEdge Technologies Inc	Goldman Sachs	14,149
709	SolarEdge Technologies Inc	Morgan Stanley	15,860
(12,146)	Solaris Oilfield Infrastructure Inc 'A'	Morgan Stanley	(14,211)
21,007	SolarWinds Corp	Bank of America Merrill Lynch	13,234
12,706	SolarWinds Corp	Barclays Bank	5,254
16,839	SolarWinds Corp	Goldman Sachs	9,790
2,347	SolarWinds Corp	HSBC	2,324
7,795	SolarWinds Corp	Morgan Stanley	3,352
(31,398)	Soleno Therapeutics Inc	Bank of America Merrill Lynch	414
(113,435)	Soleno Therapeutics Inc	Barclays Bank	4,106

保有高	銘柄	取引相手	未実現純評価益 /(損) (米ドル)
	米国(続き)		
7,659	Solid Biosciences Inc	Bank of America Merrill Lynch	370
67,855	Solid Biosciences Inc	Barclays Bank	4,404
92,554	Solid Biosciences Inc	Goldman Sachs	4,470
53,725	Solid Biosciences Inc	HSBC	3,992
57,188	Solid Biosciences Inc	Morgan Stanley	3,712
755	Sonic Automotive Inc 'A'	Bank of America Merrill Lynch	15
18,057	Sonic Automotive Inc 'A'	Barclays Bank	57,060
1,360	Sonic Automotive Inc 'A'	Morgan Stanley	4,298
(7,903)	Sonida Senior Living Inc	Bank of America Merrill Lynch	11,143
19,022	Sonoco Products Co	Bank of America Merrill Lynch	9,321
18,761	Sonoco Products Co	Barclays Bank	25,890
19,606	Sonoco Products Co	Goldman Sachs	5,424
41,632	Sonoco Products Co	HSBC	(21,365)
4,424	Sonoco Products Co	Morgan Stanley	6,105
5,066	Sonos Inc	Bank of America Merrill Lynch	4,063
25,767	Sonos Inc	Barclays Bank	19,841
3,342	Sonos Inc	Goldman Sachs	-
14,124	Sonos Inc	HSBC	13,593
10,739	Sonos Inc	Morgan Stanley	8,269
38,997	Sorrento Therapeutics Inc	Bank of America Merrill Lynch	7,214
126,639	Sorrento Therapeutics Inc	Barclays Bank	5,699
14,450	Sorrento Therapeutics Inc	Goldman Sachs	2,673
180,722	Sorrento Therapeutics Inc	HSBC	47,891
(21,955)	Sotera Health Co	Bank of America Merrill Lynch	(26,127)
(8,982)	Sotera Health Co	Barclays Bank	(3,952)
(14,089)	Sotera Health Co	Goldman Sachs	(16,766)
(12,566)	Sotera Health Co	Morgan Stanley	(5,529)
9,183	South Jersey Industries Inc	Bank of America Merrill Lynch	6,192
(21,595)	South Jersey Industries Inc	Barclays Bank	(1,080)
3,551	South Jersey Industries Inc	Barclays Bank	178
(55,006)	South Jersey Industries Inc	Goldman Sachs	(61,057)
4,393	South Jersey Industries Inc	HSBC	4,022
(61,835)	South Jersey Industries Inc	HSBC	(55,328)
53,277	South Plains Financial Inc	Barclays Bank	46,884
4,077	South Plains Financial Inc	Goldman Sachs	3,262
4,138	South Plains Financial Inc	HSBC	1,697
21,612	South Plains Financial Inc	Morgan Stanley	19,019
24,789	South State Corp	Barclays Bank	95,704
(3,475)	South State Corp	Barclays Bank	(13,622)
15,133	South State Corp	Goldman Sachs	82,056
(4,156)	South State Corp	Goldman Sachs	(22,983)
15,129	South State Corp	HSBC	34,855
(2,451)	South State Corp	HSBC	(12,326)
2,489	South State Corp	Morgan Stanley	10,689
(61,501)	Southern Co	Barclays Bank	(84,257)

保有高	銘柄	取引相手	未実現純評価益 /(損) (米ドル)
	米国(続き)		
(51,459)	Southern Co	Goldman Sachs	(66,059)
(9,800)	Southern Co	Morgan Stanley	(13,426)
1,387	Southern Copper Corp	Bank of America Merrill Lynch	3,445
3,474	Southern Copper Corp	Barclays Bank	10,596
(30,405)	Southern Copper Corp	Goldman Sachs	(291,280)
13,339	Southern Copper Corp	HSBC	74,943
12,973	Southern First Bancshares Inc	Barclays Bank	27,632
11,337	Southern First Bancshares Inc	Goldman Sachs	29,249
467	Southern First Bancshares Inc	HSBC	(89)
3,410	Southern First Bancshares Inc	Morgan Stanley	7,263
160	Southern Missouri Bancorp Inc	Bank of America Merrill Lynch	267
10,488	Southern Missouri Bancorp Inc	Barclays Bank	7,027
6,142	Southern Missouri Bancorp Inc	Goldman Sachs	10,257
5,902	Southern Missouri Bancorp Inc	HSBC	12,512
12,152	Southern Missouri Bancorp Inc	Morgan Stanley	8,142
(9,643)	Southside Bancshares Inc	Barclays Bank	(11,379)
(32,647)	Southside Bancshares Inc	Goldman Sachs	(62,356)
(682)	Southside Bancshares Inc	HSBC	(681)
(32,529)	Southside Bancshares Inc	Morgan Stanley	(38,384)
(3,409)	Southwest Airlines Co	Bank of America Merrill Lynch	(3,942)
(2,947)	Southwest Airlines Co	Barclays Bank	(10,554)
(69,149)	Southwest Airlines Co	Goldman Sachs	(146,573)
(32,235)	Southwest Airlines Co	HSBC	(39,772)
(11,468)	Southwest Airlines Co	Morgan Stanley	(22,363)
(2,926)	Southwest Gas Holdings Inc	Bank of America Merrill Lynch	(2,985)
2,160	Southwest Gas Holdings Inc	Bank of America Merrill Lynch	(403)
(3,455)	Southwest Gas Holdings Inc	Barclays Bank	69
(7,348)	Southwest Gas Holdings Inc	Goldman Sachs	(7,238)
(2,075)	Southwest Gas Holdings Inc	HSBC	(4,311)
(4,418)	Southwest Gas Holdings Inc	Morgan Stanley	88
(9,705)	Southwestern Energy Co	Bank of America Merrill Lynch	(24,651)
(75,774)	Southwestern Energy Co	Barclays Bank	(121,238)
(117,861)	Southwestern Energy Co	Goldman Sachs	(299,367)
(34,402)	Southwestern Energy Co	HSBC	(94,262)
23,358	Sovos Brands Inc	Barclays Bank	1,985
3,536	Sovos Brands Inc	Goldman Sachs	(1,503)
13,142	Sovos Brands Inc	HSBC	(2,037)
2,995	SP Plus Corp	Barclays Bank	1,145
1,789	SP Plus Corp	Goldman Sachs	1,766
4,726	SP Plus Corp	Morgan Stanley	2,316
963	SpartanNash Co	Bank of America Merrill Lynch	39
11,694	SpartanNash Co	Barclays Bank	25,376
3,356	SpartanNash Co	Goldman Sachs	(340)
3,826	SpartanNash Co	HSBC	6,466
2,807	SpartanNash Co	Morgan Stanley	6,091

保有高	銘柄	取引相手	未実現純評価益 /(損) (米ドル)
	米国(続き)		
(1,314)	Spectrum Brands Holdings Inc	Barclays Bank	(4,625)
(12,945)	Spectrum Brands Holdings Inc	Goldman Sachs	(2,918)
(19,638)	Spectrum Brands Holdings Inc	HSBC	(31,009)
(781)	Spectrum Brands Holdings Inc	Morgan Stanley	(2,749)
(11,106)	Spero Therapeutics Inc	Barclays Bank	1,333
(8,996)	Spero Therapeutics Inc	Morgan Stanley	1,080
10	Spire Global Inc	Barclays Bank	1
(20,013)	Spire Inc	Bank of America Merrill Lynch	(48,431)
(9,438)	Spire Inc	Barclays Bank	(21,707)
(13,117)	Spire Inc	Goldman Sachs	(31,743)
(46,448)	Spire Inc	HSBC	(104,972)
(9,965)	Spire Inc	Morgan Stanley	(22,920)
2,027	Spirit AeroSystems Holdings Inc 'A'	Bank of America Merrill Lynch	6,062
(10,557)	Spirit AeroSystems Holdings Inc 'A'	Barclays Bank	(15,836)
7,373	Spirit AeroSystems Holdings Inc 'A'	Barclays Bank	11,059
(10,625)	Spirit AeroSystems Holdings Inc 'A'	Goldman Sachs	(15,831)
(1,659)	Spirit AeroSystems Holdings Inc 'A'	HSBC	(3,996)
(3,097)	Spirit AeroSystems Holdings Inc 'A'	Morgan Stanley	(4,646)
6,460	Spirit AeroSystems Holdings Inc 'A'	Morgan Stanley	9,690
(2,548)	Spirit Realty Capital Inc (REIT)	Bank of America Merrill Lynch	(4,031)
(66,823)	Spirit Realty Capital Inc (REIT)	Barclays Bank	(117,608)
15,804	Spirit Realty Capital Inc (REIT)	Barclays Bank	27,815
(14,192)	Spirit Realty Capital Inc (REIT)	Goldman Sachs	5,436
6,492	Spirit Realty Capital Inc (REIT)	Goldman Sachs	(2,792)
(7,898)	Spirit Realty Capital Inc (REIT)	HSBC	(12,154)
9,177	Spirit Realty Capital Inc (REIT)	HSBC	18,813
(34,221)	Spirit Realty Capital Inc (REIT)	Morgan Stanley	(60,229)
1,793	Splunk Inc	Bank of America Merrill Lynch	19,084
745	Splunk Inc	Barclays Bank	4,992
10,951	Splunk Inc	HSBC	115,531
2,060	Splunk Inc	Morgan Stanley	16,566
23,144	Spok Holdings Inc	Bank of America Merrill Lynch	(694)
35,217	Spok Holdings Inc	Barclays Bank	(14,791)
22,526	Spok Holdings Inc	Goldman Sachs	(676)
3,541	Spok Holdings Inc	HSBC	(865)
9,756	Sportsman's Warehouse Holdings Inc	Bank of America Merrill Lynch	878
11,878	Sportsman's Warehouse Holdings Inc	Barclays Bank	1,069
17,495	Sportsman's Warehouse Holdings Inc	HSBC	875
5,502	Sportsman's Warehouse Holdings Inc	Morgan Stanley	495
430	Spotify Technology SA	Bank of America Merrill Lynch	4,730
5,976	Spotify Technology SA	Barclays Bank	17,808
4,136	Spotify Technology SA	Goldman Sachs	45,496
(4,301)	SpringWorks Therapeutics Inc	Barclays Bank	80,902
(7,102)	SpringWorks Therapeutics Inc	Goldman Sachs	129,683
(667)	SpringWorks Therapeutics Inc	Morgan Stanley	12,546

保有高	銘柄	取引相手	未実現純評価益 /(損) (米ドル)
	米国(続き)		
(1,806)	Sprout Social Inc 'A'	Bank of America Merrill Lynch	(11,134)
(7,096)	Sprout Social Inc 'A'	Barclays Bank	(38,601)
(4,450)	Sprout Social Inc 'A'	Goldman Sachs	(42,587)
(18,945)	Sprout Social Inc 'A'	HSBC	(138,044)
(7,040)	Sprout Social Inc 'A'	Morgan Stanley	(61,676)
(13,839)	Sprouts Farmers Market Inc	Bank of America Merrill Lynch	(26,156)
(491)	Sprouts Farmers Market Inc	HSBC	(746)
2,753	Spruce Biosciences Inc	Bank of America Merrill Lynch	385
11,281	Spruce Biosciences Inc	Barclays Bank	1,805
5,218	Spruce Biosciences Inc	Goldman Sachs	731
2,344	Spruce Biosciences Inc	Morgan Stanley	375
1,327	SPS Commerce Inc	Bank of America Merrill Lynch	3,238
935	SPS Commerce Inc	Barclays Bank	4,909
6,227	SPS Commerce Inc	Goldman Sachs	15,194
435	SPS Commerce Inc	HSBC	(3,297)
652	SPS Commerce Inc	Morgan Stanley	3,423
27,969	SPX Corp	Barclays Bank	58,455
6,062	SPX Corp	Goldman Sachs	23,278
8,044	SPX Corp	HSBC	39,496
1,794	SQZ Biotechnologies Co	Barclays Bank	520
14,396	SQZ Biotechnologies Co	Goldman Sachs	9,213
(1,319)	SS&C Technologies Holdings Inc	Bank of America Merrill Lynch	(5,988)
(20,147)	SS&C Technologies Holdings Inc	Barclays Bank	(40,899)
(21,343)	SS&C Technologies Holdings Inc	Goldman Sachs	(96,897)
(28,285)	SS&C Technologies Holdings Inc	HSBC	(112,825)
(16,810)	SS&C Technologies Holdings Inc	Morgan Stanley	(34,124)
16,872	SSR Mining Inc	Barclays Bank	(8,423)
68,042	SSR Mining Inc	Goldman Sachs	3,798
7,624	SSR Mining Inc	HSBC	(4,417)
(733)	St Joe Co	Bank of America Merrill Lynch	(1,312)
(6,763)	St Joe Co	Barclays Bank	(16,096)
(19,327)	St Joe Co	Goldman Sachs	(34,595)
(5,147)	St Joe Co	HSBC	(7,051)
(1,802)	STAAR Surgical Co	Bank of America Merrill Lynch	(19,642)
594	STAAR Surgical Co	Bank of America Merrill Lynch	6,475
(6,793)	STAAR Surgical Co	Barclays Bank	(33,693)
(1,018)	STAAR Surgical Co	Goldman Sachs	(11,096)
(4,899)	STAAR Surgical Co	HSBC	(55,758)
(2,079)	STAAR Surgical Co	Morgan Stanley	(10,312)
(6,737)	STAG Industrial Inc (REIT)	Bank of America Merrill Lynch	10,847
(53,748)	STAG Industrial Inc (REIT)	Barclays Bank	(25,262)
22,348	STAG Industrial Inc (REIT)	Barclays Bank	10,504
(10,513)	STAG Industrial Inc (REIT)	Goldman Sachs	16,926
2,355	STAG Industrial Inc (REIT)	Goldman Sachs	(3,792)
(67,621)	STAG Industrial Inc (REIT)	HSBC	87,085

保有高	銘柄	取引相手	未実現純評価益 /(損) (米ドル)
	米国(続き)		
64,032	STAG Industrial Inc (REIT)	HSBC	(73,413)
(25,494)	STAG Industrial Inc (REIT)	Morgan Stanley	(11,982)
21,348	STAG Industrial Inc (REIT)	Morgan Stanley	7,419
7,607	Stagwell Inc	Bank of America Merrill Lynch	4,336
6,533	Stagwell Inc	Barclays Bank	(131)
6,029	Stagwell Inc	HSBC	8,561
(16,332)	Standard BioTools Inc	Goldman Sachs	2,123
2,846	Standard Motor Products Inc	Bank of America Merrill Lynch	989
4,997	Standard Motor Products Inc	Barclays Bank	2,898
12,909	Standard Motor Products Inc	Goldman Sachs	1,133
8,229	Standard Motor Products Inc	HSBC	(11,676)
(1,522)	Standex International Corp	Bank of America Merrill Lynch	(3,390)
(9,185)	Standex International Corp	Barclays Bank	(15,949)
(1,892)	Standex International Corp	Goldman Sachs	(1,823)
(3,514)	Standex International Corp	HSBC	(4,489)
2,619	Stanley Black & Decker Inc	Bank of America Merrill Lynch	(2,619)
3,158	Stanley Black & Decker Inc	Barclays Bank	(884)
5,522	Stanley Black & Decker Inc	Goldman Sachs	(5,522)
9,281	Stanley Black & Decker Inc	HSBC	(43,356)
1,500	Stanley Black & Decker Inc	Morgan Stanley	(420)
(14,118)	Starbucks Corp	Barclays Bank	(51,390)
(45,662)	Starbucks Corp	Goldman Sachs	(212,742)
(16,691)	Starbucks Corp	HSBC	(59,587)
(1,384)	Starbucks Corp	Morgan Stanley	(5,038)
4,388	Starry Group Holdings Inc 'A'	Bank of America Merrill Lynch	4,651
28,403	Starry Group Holdings Inc 'A'	Barclays Bank	28,687
10,964	Starry Group Holdings Inc 'A'	Goldman Sachs	11,622
4,669	Starry Group Holdings Inc 'A'	HSBC	5,883
4,603	Starry Group Holdings Inc 'A'	Morgan Stanley	4,649
14,771	StarTek Inc	Bank of America Merrill Lynch	8,567
13,568	StarTek Inc	Barclays Bank	2,578
10,982	StarTek Inc	Goldman Sachs	6,370
2,281	StarTek Inc	HSBC	(867)
4,338	StarTek Inc	Morgan Stanley	824
(29,534)	Starwood Property Trust Inc (REIT)	Bank of America Merrill Lynch	(12,109)
(117,293)	Starwood Property Trust Inc (REIT)	Barclays Bank	(79,760)
(68,853)	Starwood Property Trust Inc (REIT)	Goldman Sachs	(28,230)
(81,040)	Starwood Property Trust Inc (REIT)	HSBC	(87,523)
(7,355)	Starwood Property Trust Inc (REIT)	Morgan Stanley	(5,002)
(420)	State Street Corp	Barclays Bank	(22)
6,481	State Street Corp	Barclays Bank	14,971
13,584	State Street Corp	Goldman Sachs	56,207
(2,188)	State Street Corp	HSBC	(6,105)
3,357	State Street Corp	HSBC	9,366
(261)	State Street Corp	Morgan Stanley	(603)

保有高	銘柄	取引相手	未実現純評価益 /(損) (米ドル)
	米国(続き)		
1,760	Steel Dynamics Inc	Bank of America Merrill Lynch	17,882
(8,345)	Steel Dynamics Inc	Bank of America Merrill Lynch	(83,553)
(11,975)	Steel Dynamics Inc	Barclays Bank	(85,502)
6,116	Steel Dynamics Inc	Goldman Sachs	62,139
14,518	Steel Dynamics Inc	HSBC	121,177
14,204	Steel Dynamics Inc	Morgan Stanley	101,417
72,807	Steelcase Inc 'A'	Barclays Bank	33,127
58,134	Steelcase Inc 'A'	Goldman Sachs	30,520
21,895	Steelcase Inc 'A'	HSBC	16,312
2,484	Steelcase Inc 'A'	Morgan Stanley	1,130
(2,151)	Stem Inc	Bank of America Merrill Lynch	(3,377)
(48,072)	Stem Inc	Goldman Sachs	(75,473)
(20,982)	Stem Inc	HSBC	(30,004)
18,373	Stepan Co	Barclays Bank	59,345
14,119	Stepan Co	Goldman Sachs	62,406
14,124	Stepan Co	HSBC	78,812
(5,906)	StepStone Group Inc 'A'	Bank of America Merrill Lynch	(18,072)
(8,833)	StepStone Group Inc 'A'	Barclays Bank	(4,505)
(9,337)	StepStone Group Inc 'A'	Goldman Sachs	(28,571)
(5,931)	StepStone Group Inc 'A'	HSBC	(20,401)
(1,980)	StepStone Group Inc 'A'	Morgan Stanley	(1,010)
(7,056)	Stereotaxis Inc	Goldman Sachs	(2,328)
(6,942)	Stereotaxis Inc	HSBC	(764)
(4,796)	Stericycle Inc	Bank of America Merrill Lynch	(237)
(47,663)	Stericycle Inc	Barclays Bank	(17,159)
(16,549)	Stericycle Inc	Goldman Sachs	(49,668)
(2,468)	Stericycle Inc	HSBC	(3,982)
(5,472)	Stericycle Inc	Morgan Stanley	(1,253)
(2,389)	STERIS Plc	Barclays Bank	(4,300)
1,092	STERIS Plc	Barclays Bank	1,966
(2,689)	STERIS Plc	Goldman Sachs	(25,064)
(5,356)	STERIS Plc	HSBC	(29,636)
1,564	STERIS Plc	HSBC	18,714
(3,714)	STERIS Plc	Morgan Stanley	(3,370)
(18,459)	Sterling Bancorp Inc	Bank of America Merrill Lynch	1,846
(23,473)	Sterling Bancorp Inc	Barclays Bank	(3,521)
(31,754)	Sterling Bancorp Inc	Goldman Sachs	3,175
(10,178)	Sterling Bancorp Inc	HSBC	1,018
(38,554)	Sterling Bancorp Inc	Morgan Stanley	(5,783)
3,738	Sterling Check Corp	Barclays Bank	(1,832)
2,470	Sterling Check Corp	HSBC	(14,079)
(1,163)	Sterling Construction Co Inc	Bank of America Merrill Lynch	(670)
(8,928)	Sterling Construction Co Inc	Barclays Bank	(5,625)
(14,170)	Sterling Construction Co Inc	Goldman Sachs	(20,830)
(11,159)	Sterling Construction Co Inc	HSBC	(22,318)

保有高	銘柄	取引相手	未実現純評価益 /(損) (米ドル)
	米国(続き)		
(1,027)	Sterling Construction Co Inc	Morgan Stanley	(647)
11,161	Steven Madden Ltd	Bank of America Merrill Lynch	3,567
21,787	Steven Madden Ltd	Barclays Bank	73,858
12,093	Steven Madden Ltd	Goldman Sachs	(4,084)
13,667	Steven Madden Ltd	HSBC	(17,381)
8,925	Steven Madden Ltd	Morgan Stanley	30,256
(1,615)	Stewart Information Services Corp	Bank of America Merrill Lynch	1,393
(686)	Stewart Information Services Corp	Barclays Bank	664
(843)	Stewart Information Services Corp	HSBC	327
(944)	Stewart Information Services Corp	Morgan Stanley	1,021
3,494	Stifel Financial Corp	Bank of America Merrill Lynch	7,442
66,285	Stifel Financial Corp	Barclays Bank	116,662
13,646	Stifel Financial Corp	Goldman Sachs	29,066
38,851	Stifel Financial Corp	HSBC	151,908
13,605	Stifel Financial Corp	Morgan Stanley	23,945
25,047	Stitch Fix Inc 'A'	Barclays Bank	5,214
19,248	Stitch Fix Inc 'A'	Goldman Sachs	12,512
16,085	Stitch Fix Inc 'A'	HSBC	(2,972)
(883)	Stock Yards Bancorp Inc	Bank of America Merrill Lynch	(5,510)
(11,519)	Stock Yards Bancorp Inc	Barclays Bank	(26,724)
(10,133)	Stock Yards Bancorp Inc	Goldman Sachs	(63,230)
(8,249)	Stock Yards Bancorp Inc	HSBC	(29,531)
(15,124)	Stock Yards Bancorp Inc	Morgan Stanley	(35,088)
2,779	Stoke Therapeutics Inc	Bank of America Merrill Lynch	(10,477)
1,926	Stoke Therapeutics Inc	Barclays Bank	(2,215)
6,297	Stoke Therapeutics Inc	Goldman Sachs	(23,740)
3,531	Stoke Therapeutics Inc	HSBC	(1,977)
1,392	Stoke Therapeutics Inc	Morgan Stanley	(1,601)
38,139	StoneCo Ltd 'A'	Barclays Bank	17,544
33,106	StoneCo Ltd 'A'	Goldman Sachs	56,280
11,075	StoneCo Ltd 'A'	HSBC	21,509
7,747	StoneCo Ltd 'A'	Morgan Stanley	3,564
(6,536)	StoneMor Inc	Barclays Bank	(7,255)
(8,109)	StoneMor Inc	Goldman Sachs	(8,352)
(4,274)	StoneMor Inc	Morgan Stanley	(4,744)
(1,963)	Stoneridge Inc	Barclays Bank	(1,139)
(1,252)	StoneX Group Inc	Bank of America Merrill Lynch	(4,382)
(1,298)	StoneX Group Inc	Barclays Bank	(3,076)
(6,362)	StoneX Group Inc	Goldman Sachs	(22,267)
(4,259)	StoneX Group Inc	HSBC	(5,111)
(8,084)	StoneX Group Inc	Morgan Stanley	(19,159)
1,501	STORE Capital Corp (REIT)	Bank of America Merrill Lynch	1,493
44,017	STORE Capital Corp (REIT)	Barclays Bank	46,218
94,512	STORE Capital Corp (REIT)	Goldman Sachs	(15,290)
63,814	STORE Capital Corp (REIT)	HSBC	38,927

保有高	銘柄	取引相手	未実現純評価益 /(損) (米ドル)
	米国(続き)		
17,942	STORE Capital Corp (REIT)	Morgan Stanley	11,221
1,487	Strategic Education Inc	Bank of America Merrill Lynch	3,788
1,270	Strategic Education Inc	Barclays Bank	3,823
2,295	Strategic Education Inc	Goldman Sachs	6,013
2,003	Strategic Education Inc	HSBC	5,097
1,186	Strategic Education Inc	Morgan Stanley	3,570
841	Strattec Security Corp	Bank of America Merrill Lynch	463
1,531	Strattec Security Corp	Barclays Bank	1,608
2,386	Strattec Security Corp	HSBC	(2,386)
(22,193)	Stratus Properties Inc	Bank of America Merrill Lynch	26,632
(6,172)	Stratus Properties Inc	Goldman Sachs	7,406
(5,636)	Stratus Properties Inc	Morgan Stanley	(3,382)
(7,293)	Stride Inc	Barclays Bank	(16,045)
(17,632)	Stronghold Digital Mining Inc 'A'	Barclays Bank	(2,292)
(1,976)	Stronghold Digital Mining Inc 'A'	HSBC	(1,186)
(1,382)	Stryker Corp	Bank of America Merrill Lynch	1,285
13,646	Stryker Corp	Barclays Bank	(1,774)
(10,682)	Stryker Corp	Barclays Bank	1,389
(1,190)	Stryker Corp	Goldman Sachs	1,107
(5,160)	Stryker Corp	HSBC	(20,176)
(381)	Stryker Corp	Morgan Stanley	50
1,260	Summit Financial Group Inc	Bank of America Merrill Lynch	1,128
13,050	Summit Financial Group Inc	Barclays Bank	3,589
10,825	Summit Financial Group Inc	Goldman Sachs	9,688
4,439	Summit Financial Group Inc	HSBC	2,064
6,775	Summit Financial Group Inc	Morgan Stanley	1,863
(56,873)	Summit Hotel Properties Inc (REIT)	Bank of America Merrill Lynch	(4,145)
(2,959)	Summit Hotel Properties Inc (REIT)	Barclays Bank	(1,302)
(111,415)	Summit Hotel Properties Inc (REIT)	Goldman Sachs	6,329
(22,269)	Summit Hotel Properties Inc (REIT)	HSBC	1,404
(44,250)	Summit Hotel Properties Inc (REIT)	Morgan Stanley	(19,494)
4,204	Summit Materials Inc 'A'	Bank of America Merrill Lynch	6,684
24,091	Summit Materials Inc 'A'	Barclays Bank	24,152
12,484	Summit Materials Inc 'A'	Goldman Sachs	19,850
24,507	Summit Materials Inc 'A'	HSBC	20,096
11,278	Summit Materials Inc 'A'	Morgan Stanley	11,504
(7,228)	Summit Therapeutics Inc	HSBC	(289)
(3,818)	Summit Therapeutics Inc	Morgan Stanley	(590)
7,881	Sumo Logic Inc	Bank of America Merrill Lynch	5,359
31,339	Sumo Logic Inc	Barclays Bank	23,818
19,366	Sumo Logic Inc	Goldman Sachs	13,169
34,878	Sumo Logic Inc	HSBC	27,233
12,335	Sumo Logic Inc	Morgan Stanley	9,375
10,200	Sun Communities Inc (REIT)	Barclays Bank	58,242
17,298	Sun Communities Inc (REIT)	Goldman Sachs	63,656

保有高	銘柄	取引相手	未実現純評価益 /(損) (米ドル)
	米国(続き)		
12,437	Sun Communities Inc (REIT)	HSBC	75,550
5,805	Sun Communities Inc (REIT)	Morgan Stanley	33,146
(7,627)	Sun Country Airlines Holdings Inc	Bank of America Merrill Lynch	5,644
(4,565)	Sun Country Airlines Holdings Inc	Barclays Bank	5,295
(9,440)	Sun Country Airlines Holdings Inc	Goldman Sachs	6,986
(11,053)	Sun Country Airlines Holdings Inc	HSBC	13,330
(5,829)	Sun Country Airlines Holdings Inc	Morgan Stanley	6,762
4,629	SunCoke Energy Inc	Bank of America Merrill Lynch	1,662
26,988	SunCoke Energy Inc	Barclays Bank	5,128
32,179	SunCoke Energy Inc	Goldman Sachs	15,213
43,860	SunCoke Energy Inc	HSBC	24,123
13,388	SunCoke Energy Inc	Morgan Stanley	2,544
(6,443)	Sunlight Financial Holdings Inc	Barclays Bank	(1,868)
(15,595)	Sunlight Financial Holdings Inc	Goldman Sachs	(21,989)
(16,260)	Sunlight Financial Holdings Inc	HSBC	(13,496)
10,694	Sunnova Energy International Inc	Goldman Sachs	49,085
44,306	Sunnova Energy International Inc	HSBC	188,140
11,411	SunOpta Inc	Bank of America Merrill Lynch	6,276
7,455	SunOpta Inc	Barclays Bank	9,021
6,717	SunOpta Inc	Goldman Sachs	3,694
5,788	SunOpta Inc	HSBC	11,686
1,600	SunPower Corp	Bank of America Merrill Lynch	4,544
19,579	SunPower Corp	Barclays Bank	28,585
(6,540)	SunPower Corp	Goldman Sachs	(18,574)
3,330	SunPower Corp	Goldman Sachs	9,457
2,697	Sunrun Inc	Barclays Bank	8,037
(16,458)	Sunrun Inc	Barclays Bank	(49,045)
2,206	Sunrun Inc	Goldman Sachs	12,508
(14,183)	Sunrun Inc	Goldman Sachs	(80,418)
(1,371)	Sunrun Inc	HSBC	(8,202)
3,911	Sunrun Inc	HSBC	20,337
(7,646)	Sunstone Hotel Investors Inc (REIT)	Bank of America Merrill Lynch	(2,408)
(31,139)	Sunstone Hotel Investors Inc (REIT)	Barclays Bank	(21,642)
(19,141)	Sunstone Hotel Investors Inc (REIT)	Goldman Sachs	(6,029)
(42,340)	Sunstone Hotel Investors Inc (REIT)	HSBC	(28,143)
(19,321)	Sunworks Inc	Barclays Bank	(1,546)
6,540	Super Micro Computer Inc	Barclays Bank	(2,943)
2,171	Super Micro Computer Inc	Goldman Sachs	(8,054)
1,319	Super Micro Computer Inc	HSBC	13
(6,506)	Superior Group of Cos Inc	Barclays Bank	(2,798)
(5,689)	Superior Group of Cos Inc	Goldman Sachs	(8,249)
(3,069)	Superior Group of Cos Inc	HSBC	(8,348)
(3,498)	Superior Group of Cos Inc	Morgan Stanley	(1,504)
(22,177)	Superior Industries International Inc	Barclays Bank	(2,439)
(21,793)	Superior Industries International Inc	Morgan Stanley	(2,397)

保有高	銘柄	取引相手	未実現純評価益 /(損) (米ドル)
	米国(続き)		
3,527	Supernus Pharmaceuticals Inc	Bank of America Merrill Lynch	2,434
18,379	Supernus Pharmaceuticals Inc	Barclays Bank	18,011
10,719	Supernus Pharmaceuticals Inc	Goldman Sachs	7,396
7,276	Supernus Pharmaceuticals Inc	HSBC	14,264
30,473	Surface Oncology Inc	Barclays Bank	(762)
21,123	Surface Oncology Inc	Goldman Sachs	(739)
4,563	Surface Oncology Inc	HSBC	(707)
7,799	Surface Oncology Inc	Morgan Stanley	(195)
(2,542)	Surgery Partners Inc	Bank of America Merrill Lynch	11,159
(1,107)	Surgery Partners Inc	Goldman Sachs	4,860
(8,311)	Surgery Partners Inc	HSBC	64,493
(5,556)	Surgery Partners Inc	Morgan Stanley	1,111
3,971	Surmodics Inc	Barclays Bank	6,790
1,153	Surmodics Inc	Goldman Sachs	3,782
911	Surmodics Inc	HSBC	4,509
3,656	Sutro Biopharma Inc	Bank of America Merrill Lynch	(1,024)
10,634	Sutro Biopharma Inc	Barclays Bank	(1,701)
13,657	Sutro Biopharma Inc	Goldman Sachs	(3,824)
12,557	Sutro Biopharma Inc	HSBC	(8,598)
8,852	Sutro Biopharma Inc	Morgan Stanley	(1,416)
(2,777)	SVB Financial Group	Barclays Bank	(102,749)
(1,369)	SVB Financial Group	Goldman Sachs	(72,352)
(1,204)	SVB Financial Group	HSBC	(47,724)
(1,644)	SVB Financial Group	Morgan Stanley	(60,828)
344	SVB Financial Group	Morgan Stanley	12,728
2,076	Sweetgreen Inc 'A'	Bank of America Merrill Lynch	(6,892)
1,092	Sweetgreen Inc 'A'	Barclays Bank	(1,421)
(3,748)	SWK Holdings Corp	Bank of America Merrill Lynch	1,274
(5,829)	SWK Holdings Corp	Goldman Sachs	1,982
(6,033)	Sylvamo Corp	Bank of America Merrill Lynch	(17,254)
(2,349)	Sylvamo Corp	Goldman Sachs	(2,519)
(796)	Synaptics Inc	Bank of America Merrill Lynch	(3,216)
327	Synaptics Inc	Bank of America Merrill Lynch	1,321
(1,480)	Synaptics Inc	Barclays Bank	(12,520)
2,087	Synaptics Inc	Goldman Sachs	8,431
(632)	Synaptics Inc	Goldman Sachs	(2,553)
(4,108)	Synaptics Inc	HSBC	16,286
2,544	Synaptics Inc	HSBC	5,969
(1,309)	Synaptics Inc	Morgan Stanley	(11,074)
737	Synaptics Inc	Morgan Stanley	6,235
598	Synchronoss Technologies Inc	Bank of America Merrill Lynch	99
23,494	Synchronoss Technologies Inc	Barclays Bank	1,762
10,048	Synchronoss Technologies Inc	Goldman Sachs	1,658
8,154	Synchrony Financial	Bank of America Merrill Lynch	26,012
16,577	Synchrony Financial	Barclays Bank	37,299

保有高	銘柄	取引相手	未実現純評価益 /(損) (米ドル)
	米国(続き)		
33,029	Synchrony Financial	Goldman Sachs	106,759
22,114	Synchrony Financial	HSBC	13,938
5,735	Synchrony Financial	Morgan Stanley	12,904
(1,810)	Syndax Pharmaceuticals Inc	Bank of America Merrill Lynch	(3,774)
(13,782)	Syndax Pharmaceuticals Inc	Barclays Bank	(24,808)
(10,091)	Syndax Pharmaceuticals Inc	Goldman Sachs	(22,199)
(1,549)	Syndax Pharmaceuticals Inc	HSBC	(4,020)
7,358	Syneos Health Inc	Bank of America Merrill Lynch	30,340
846	Syneos Health Inc	Barclays Bank	2,377
43,390	Syneos Health Inc	Goldman Sachs	187,445
2,559	Syneos Health Inc	HSBC	12,258
1,061	Syneos Health Inc	Morgan Stanley	2,981
(10,234)	Synlogic Inc	Goldman Sachs	(205)
(31,575)	Synlogic Inc	HSBC	4,736
(2,493)	Synopsys Inc	Barclays Bank	(27,573)
3,472	Synopsys Inc	Goldman Sachs	153,844
456	Synopsys Inc	HSBC	21,221
(699)	Synopsys Inc	HSBC	(38,885)
485	Synopsys Inc	Morgan Stanley	5,364
(12,088)	Synovus Financial Corp	Bank of America Merrill Lynch	(30,045)
(6,875)	Synovus Financial Corp	Barclays Bank	(5,167)
(11,166)	Synovus Financial Corp	Goldman Sachs	(26,582)
(18,198)	Synovus Financial Corp	HSBC	(22,465)
(13,326)	Synovus Financial Corp	Morgan Stanley	(14,525)
(1,237)	Syros Pharmaceuticals Inc	Bank of America Merrill Lynch	41
(18,387)	Syros Pharmaceuticals Inc	Barclays Bank	(395)
(4,362)	Syros Pharmaceuticals Inc	HSBC	620
(6,104)	Syros Pharmaceuticals Inc	Morgan Stanley	(131)
14,383	Sysco Corp	Barclays Bank	(992)
(22,981)	Sysco Corp	Goldman Sachs	22,062
(6,113)	Sysco Corp	HSBC	(15,283)
3,266	System1 Inc	HSBC	(2,580)
2,794	System1 Inc	Morgan Stanley	168
(9,441)	T Rowe Price Group Inc	Bank of America Merrill Lynch	(47,796)
(13,154)	T Rowe Price Group Inc	Barclays Bank	(72,610)
(8,945)	T Rowe Price Group Inc	Goldman Sachs	(51,344)
(6,205)	T Rowe Price Group Inc	Morgan Stanley	(34,251)
16,443	Tabula Rasa HealthCare Inc	Bank of America Merrill Lynch	12,401
5,927	Tabula Rasa HealthCare Inc	Goldman Sachs	3,556
9,836	Tactile Systems Technology Inc	Barclays Bank	11,168
14,506	Tactile Systems Technology Inc	Goldman Sachs	993
(702)	Take-Two Interactive Software Inc	Bank of America Merrill Lynch	(11,057)
2,657	Take-Two Interactive Software Inc	Barclays Bank	5,952
(253)	Take-Two Interactive Software Inc	Goldman Sachs	(3,985)
211	Take-Two Interactive Software Inc	Goldman Sachs	3,323

保有高	銘柄	取引相手	未実現純評価益 /(損) (米ドル)
	米国(続き)		
(2,676)	Take-Two Interactive Software Inc	HSBC	(52,744)
(2,157)	Take-Two Interactive Software Inc	Morgan Stanley	(4,832)
4,049	Talaris Therapeutics Inc	Bank of America Merrill Lynch	3,077
7,045	Talaris Therapeutics Inc	Barclays Bank	2,395
8,574	Talaris Therapeutics Inc	Goldman Sachs	6,516
4,562	Talaris Therapeutics Inc	Morgan Stanley	1,551
(2,170)	Talis Biomedical Corp	Barclays Bank	(119)
18,695	Talos Energy Inc	Barclays Bank	44,120
9,918	Talos Energy Inc	Goldman Sachs	37,788
(1,816)	Tandem Diabetes Care Inc	Bank of America Merrill Lynch	(1,887)
(1,765)	Tandem Diabetes Care Inc	Barclays Bank	(4,165)
3,597	Tandem Diabetes Care Inc	Barclays Bank	8,489
(3,547)	Tandem Diabetes Care Inc	Goldman Sachs	(5,462)
(2,430)	Tandem Diabetes Care Inc	HSBC	(7,527)
1,262	Tandem Diabetes Care Inc	HSBC	1,690
708	Tandem Diabetes Care Inc	Morgan Stanley	1,671
(3,540)	Tanger Factory Outlet Centers Inc (REIT)	Bank of America Merrill Lynch	1,805
(4,888)	Tanger Factory Outlet Centers Inc (REIT)	Barclays Bank	(6,697)
(2,484)	Tanger Factory Outlet Centers Inc (REIT)	Goldman Sachs	1,267
(21,355)	Tanger Factory Outlet Centers Inc (REIT)	HSBC	3,706
(2,643)	Tanger Factory Outlet Centers Inc (REIT)	Morgan Stanley	(3,621)
3,758	Tango Therapeutics Inc	Barclays Bank	3,044
2,321	Tango Therapeutics Inc	Goldman Sachs	3,041
1,934	Tango Therapeutics Inc	Morgan Stanley	1,567
15,821	Tapestry Inc	Barclays Bank	44,141
8,772	Tapestry Inc	Goldman Sachs	18,071
32,079	Tapestry Inc	HSBC	172,793
5,826	Tapestry Inc	Morgan Stanley	16,255
9,582	Targa Resources Corp	Bank of America Merrill Lynch	5,078
10,809	Targa Resources Corp	Barclays Bank	36,859
26,427	Targa Resources Corp	Goldman Sachs	14,006
15,077	Targa Resources Corp	HSBC	70,004
7,789	Targa Resources Corp	Morgan Stanley	26,560
4,943	Target Corp	Barclays Bank	47,997
(1,976)	Target Corp	Barclays Bank	(19,187)
4,629	Target Corp	Goldman Sachs	(257,558)
(2,715)	Target Corp	Goldman Sachs	150,046
1,404	Target Corp	HSBC	(85,068)
(3,625)	Target Corp	HSBC	151,208
3,232	Target Corp	Morgan Stanley	31,383
(59)	Target Corp	Morgan Stanley	(573)
29,971	Target Hospitality Corp	Morgan Stanley	8,692
1,501	Tarsus Pharmaceuticals Inc	Bank of America Merrill Lynch	1,246
1,224	Tarsus Pharmaceuticals Inc	Barclays Bank	(147)
548	Tarsus Pharmaceuticals Inc	Goldman Sachs	455

保有高	銘柄	取引相手	未実現純評価益 /(損) (米ドル)
	米国(続き)		
1,149	Tarsus Pharmaceuticals Inc	Morgan Stanley	(138)
(1,488)	Taylor Morrison Home Corp	Bank of America Merrill Lynch	(2,751)
(41,034)	Taylor Morrison Home Corp	Barclays Bank	(95,199)
(6,750)	Taylor Morrison Home Corp	Goldman Sachs	(10,594)
(2,794)	Taylor Morrison Home Corp	HSBC	(7,621)
(927)	Taylor Morrison Home Corp	Morgan Stanley	(2,151)
11,697	Taysha Gene Therapies Inc	Bank of America Merrill Lynch	(7,837)
47,879	Taysha Gene Therapies Inc	Barclays Bank	(2,394)
11,955	Taysha Gene Therapies Inc	Goldman Sachs	(8,010)
16,570	Taysha Gene Therapies Inc	HSBC	(15,576)
5,447	Taysha Gene Therapies Inc	Morgan Stanley	(272)
14,639	TCR2 Therapeutics Inc	Bank of America Merrill Lynch	(146)
35,525	TCR2 Therapeutics Inc	Barclays Bank	2,842
9,957	TCR2 Therapeutics Inc	Goldman Sachs	(100)
19,094	TCR2 Therapeutics Inc	HSBC	2,673
18,458	TCR2 Therapeutics Inc	Morgan Stanley	1,477
2,862	TD SYNEX Corp	Bank of America Merrill Lynch	9,903
552	TD SYNEX Corp	Barclays Bank	2,064
(2,189)	TD SYNEX Corp	Barclays Bank	(8,187)
1,647	TD SYNEX Corp	Goldman Sachs	3,506
6,833	TD SYNEX Corp	HSBC	38,698
1,460	TD SYNEX Corp	Morgan Stanley	5,460
2,624	TE Connectivity Ltd	Bank of America Merrill Lynch	8,378
10,088	TE Connectivity Ltd	Barclays Bank	51,549
25,145	TE Connectivity Ltd	Goldman Sachs	126,086
12,375	TE Connectivity Ltd	HSBC	67,261
(23,518)	Team Inc	Barclays Bank	(2,822)
(28,862)	Team Inc	Goldman Sachs	(3,463)
(7,848)	Team Inc	HSBC	(392)
(23,427)	Team Inc	Morgan Stanley	(2,811)
1	Technip Energies NV ADR	Morgan Stanley	-
(3,312)	TechTarget Inc	Barclays Bank	(9,207)
(7,259)	TechTarget Inc	Goldman Sachs	(25,697)
(2,519)	TechTarget Inc	HSBC	(31,916)
(404)	TechTarget Inc	Morgan Stanley	(1,123)
6,302	Teekay Corp	Bank of America Merrill Lynch	378
39,762	Teekay Corp	Morgan Stanley	1,988
2,410	Teekay Tankers Ltd 'A'	Bank of America Merrill Lynch	7,519
3,599	Teekay Tankers Ltd 'A'	Barclays Bank	3,059
9,621	Teekay Tankers Ltd 'A'	Goldman Sachs	30,018
2,203	Teekay Tankers Ltd 'A'	HSBC	15,024
2,756	TEGNA Inc	Goldman Sachs	1,819
(3,318)	Tejon Ranch Co	Barclays Bank	(1,360)
(41,454)	Tejon Ranch Co	Goldman Sachs	3,731
(13,005)	Tejon Ranch Co	HSBC	520

保有高	銘柄	取引相手	未実現純評価益 /(損) (米ドル)
	米国(続き)		
(58,391)	Tejon Ranch Co	Morgan Stanley	(23,940)
(13,890)	Tela Bio Inc	Bank of America Merrill Lynch	16,668
(6,207)	Tela Bio Inc	Barclays Bank	5,462
27,437	Teladoc Health Inc	Barclays Bank	31,004
14,360	Teladoc Health Inc	HSBC	51,696
2,967	Teladoc Health Inc	Morgan Stanley	3,353
(5,980)	Teledyne Technologies Inc	Barclays Bank	(4,904)
812	Teledyne Technologies Inc	Barclays Bank	666
(2,274)	Teledyne Technologies Inc	Goldman Sachs	4,230
1,477	Teledyne Technologies Inc	Goldman Sachs	(2,747)
(3,114)	Teledyne Technologies Inc	HSBC	14,823
113	Teledyne Technologies Inc	HSBC	1,440
(243)	Teledyne Technologies Inc	Morgan Stanley	(199)
1,528	Teleflex Inc	Barclays Bank	(5,241)
3,416	Teleflex Inc	Goldman Sachs	15,679
2,071	Teleflex Inc	HSBC	54,322
3,988	Teleflex Inc	Morgan Stanley	(13,679)
(6,441)	Telephone and Data Systems Inc	Bank of America Merrill Lynch	(1,803)
(17,327)	Telephone and Data Systems Inc	Barclays Bank	(347)
(23,395)	Telephone and Data Systems Inc	Goldman Sachs	(6,551)
(4,213)	Telephone and Data Systems Inc	HSBC	2,865
3,049	Telephone and Data Systems Inc	Morgan Stanley	61
(1,701)	Telephone and Data Systems Inc	Morgan Stanley	715
(4,692)	Telesat Corp	Barclays Bank	(12,152)
(11,465)	Telesat Corp	Goldman Sachs	(43,796)
(4,232)	Telesat Corp	Morgan Stanley	(10,961)
(66,144)	Tellurian Inc	Barclays Bank	(21,166)
(6,309)	Tellurian Inc	Goldman Sachs	(4,290)
(6,369)	Tellurian Inc	Morgan Stanley	(2,038)
(15,408)	Telos Corp	Barclays Bank	(31,278)
(3,369)	Telos Corp	Goldman Sachs	(7,985)
(11,634)	Tempur Sealy International Inc	Bank of America Merrill Lynch	(4,932)
(45,716)	Tempur Sealy International Inc	Barclays Bank	(52,574)
(27,199)	Tempur Sealy International Inc	Goldman Sachs	(2,368)
(47,868)	Tempur Sealy International Inc	HSBC	28,176
(10,702)	Tempur Sealy International Inc	Morgan Stanley	(12,307)
(2,341)	Tenable Holdings Inc	Bank of America Merrill Lynch	(10,675)
(10,256)	Tenable Holdings Inc	Barclays Bank	(17,025)
5,935	Tenable Holdings Inc	Barclays Bank	9,852
(7,054)	Tenable Holdings Inc	Goldman Sachs	(31,082)
(14,510)	Tenable Holdings Inc	HSBC	(117,241)
(3,912)	Tenable Holdings Inc	Morgan Stanley	(6,494)
(3,970)	Tenaya Therapeutics Inc	HSBC	596
6,707	Tenet Healthcare Corp	Bank of America Merrill Lynch	19,188
(2,711)	Tenet Healthcare Corp	Bank of America Merrill Lynch	(2,908)

保有高	銘柄	取引相手	未実現純評価益 /(損) (米ドル)
	米国(続き)		
(8,545)	Tenet Healthcare Corp	Barclays Bank	(5,640)
(6,356)	Tenet Healthcare Corp	Goldman Sachs	36,420
(3,937)	Tenet Healthcare Corp	HSBC	22,441
2,358	Tenet Healthcare Corp	HSBC	(1,707)
(16,479)	Tennant Co	Barclays Bank	(33,617)
(4,953)	Tennant Co	Goldman Sachs	(10,550)
(10,576)	Tenneco Inc 'A'	Barclays Bank	(6,874)
(4,014)	Tenneco Inc 'A'	Morgan Stanley	(2,609)
1,549	Tenon Medical Inc	Barclays Bank	(1,363)
4,517	Tenon Medical Inc	Goldman Sachs	(12,377)
(7,956)	Teradata Corp	Barclays Bank	(15,912)
(744)	Teradata Corp	Goldman Sachs	(1,013)
(4,886)	Teradata Corp	HSBC	(3,931)
1,522	Teradyne Inc	Bank of America Merrill Lynch	6,430
1,440	Teradyne Inc	Barclays Bank	6,991
(3,787)	Teradyne Inc	Barclays Bank	(18,386)
3,471	Teradyne Inc	Goldman Sachs	14,665
(4,693)	Teradyne Inc	Goldman Sachs	(17,846)
4,513	Teradyne Inc	HSBC	31,857
(1,797)	Teradyne Inc	HSBC	(11,665)
291	Teradyne Inc	Morgan Stanley	1,413
18,758	Terex Corp	Bank of America Merrill Lynch	53,835
12,752	Terex Corp	Barclays Bank	31,242
17,209	Terex Corp	Goldman Sachs	49,390
38,299	Terex Corp	HSBC	75,490
2,709	Terns Pharmaceuticals Inc	Bank of America Merrill Lynch	488
13,125	Terns Pharmaceuticals Inc	Barclays Bank	1,444
1,346	Terns Pharmaceuticals Inc	Morgan Stanley	148
17,488	Terran Orbital Corp	Bank of America Merrill Lynch	13,317
47,809	Terran Orbital Corp	Barclays Bank	(32,032)
15,436	Terran Orbital Corp	Goldman Sachs	18,369
30,637	Terran Orbital Corp	HSBC	19,118
17,151	Terran Orbital Corp	Morgan Stanley	(11,491)
6,681	Terreno Realty Corp (REIT)	Bank of America Merrill Lynch	474
29,897	Terreno Realty Corp (REIT)	Barclays Bank	16,071
(3,758)	Terreno Realty Corp (REIT)	Barclays Bank	(2,819)
45,415	Terreno Realty Corp (REIT)	Goldman Sachs	(84,665)
(14,346)	Terreno Realty Corp (REIT)	Goldman Sachs	32,955
26,987	Terreno Realty Corp (REIT)	HSBC	(82,936)
(5,206)	Terreno Realty Corp (REIT)	HSBC	16,531
18,783	Terreno Realty Corp (REIT)	Morgan Stanley	15,155
13,435	Territorial Bancorp Inc	Barclays Bank	8,598
1,714	Territorial Bancorp Inc	Goldman Sachs	977
2,890	Territorial Bancorp Inc	HSBC	(462)
13,136	Territorial Bancorp Inc	Morgan Stanley	8,407

保有高	銘柄	取引相手	未実現純評価益 /(損) (米ドル)
	米国(続き)		
(366)	Tesla Inc	Bank of America Merrill Lynch	(13,307)
(1,998)	Tesla Inc	Barclays Bank	(152,308)
(1,011)	Tesla Inc	Goldman Sachs	(109,524)
(211)	Tesla Inc	HSBC	(6,731)
(1,086)	Tesla Inc	Morgan Stanley	(85,984)
18,695	TESSCO Technologies Inc	Morgan Stanley	(3,365)
6,813	Tetra Tech Inc	Bank of America Merrill Lynch	67,858
11,603	Tetra Tech Inc	Barclays Bank	105,820
11,937	Tetra Tech Inc	Goldman Sachs	119,190
17,058	Tetra Tech Inc	HSBC	148,360
10,583	Tetra Tech Inc	Morgan Stanley	96,517
(73,988)	TETRA Technologies Inc	Barclays Bank	(42,173)
1,693	Texas Capital Bancshares Inc	Bank of America Merrill Lynch	6,344
15,513	Texas Capital Bancshares Inc	Barclays Bank	57,088
2,550	Texas Capital Bancshares Inc	Goldman Sachs	9,843
8,304	Texas Capital Bancshares Inc	HSBC	16,889
6,213	Texas Capital Bancshares Inc	Morgan Stanley	22,864
(4,751)	Texas Instruments Inc	Bank of America Merrill Lynch	(27,936)
(12,037)	Texas Instruments Inc	Barclays Bank	(53,565)
4,417	Texas Instruments Inc	Barclays Bank	19,637
(2,497)	Texas Instruments Inc	Goldman Sachs	(14,682)
3,154	Texas Instruments Inc	Goldman Sachs	20,088
(4,006)	Texas Instruments Inc	HSBC	(35,384)
(2,183)	Texas Instruments Inc	Morgan Stanley	(10,358)
(172)	Texas Pacific Land Corp	Bank of America Merrill Lynch	(37,785)
(322)	Texas Pacific Land Corp	Barclays Bank	(58,759)
(59)	Texas Pacific Land Corp	Goldman Sachs	(12,961)
(85)	Texas Pacific Land Corp	HSBC	(24,821)
(44)	Texas Pacific Land Corp	Morgan Stanley	(8,030)
22,966	Texas Roadhouse Inc	Bank of America Merrill Lynch	63,154
12,929	Texas Roadhouse Inc	Barclays Bank	98,389
28,658	Texas Roadhouse Inc	Goldman Sachs	81,113
19,589	Texas Roadhouse Inc	HSBC	39,264
7,381	Texas Roadhouse Inc	Morgan Stanley	56,169
(5,410)	Textainer Group Holdings Ltd	Bank of America Merrill Lynch	(8,955)
(18,231)	Textainer Group Holdings Ltd	Barclays Bank	(20,419)
(22,776)	Textainer Group Holdings Ltd	Goldman Sachs	(42,136)
(9,565)	Textainer Group Holdings Ltd	HSBC	(13,582)
(1,488)	TFF Pharmaceuticals Inc	Bank of America Merrill Lynch	(1,711)
(14,472)	TFF Pharmaceuticals Inc	Barclays Bank	(579)
(16,206)	TFS Financial Corp	Bank of America Merrill Lynch	(14,747)
(99,989)	TFS Financial Corp	Barclays Bank	(54,994)
(144,379)	TFS Financial Corp	Goldman Sachs	(130,138)
(148,045)	TFS Financial Corp	HSBC	(123,452)
(42,510)	TFS Financial Corp	Morgan Stanley	(23,381)

保有高	銘柄	取引相手	未実現純評価益 /(損) (米ドル)
	米国(続き)		
1,600	TFS Financial Corp	Morgan Stanley	880
(8,093)	TG Therapeutics Inc	Barclays Bank	5,544
(28,620)	TG Therapeutics Inc	Goldman Sachs	49,084
(4,490)	TG Therapeutics Inc	HSBC	7,431
2,902	TherapeuticsMD Inc	Morgan Stanley	20,865
(2,497)	Theravance Biopharma Inc	Barclays Bank	19
(8,533)	Theravance Biopharma Inc	Goldman Sachs	1,280
173	Thermo Fisher Scientific Inc	Bank of America Merrill Lynch	506
(451)	Thermo Fisher Scientific Inc	Bank of America Merrill Lynch	(14,459)
261	Thermo Fisher Scientific Inc	Barclays Bank	4,236
1,549	Thermo Fisher Scientific Inc	Goldman Sachs	46,434
(353)	Thermo Fisher Scientific Inc	Goldman Sachs	(11,317)
1,004	Thermo Fisher Scientific Inc	HSBC	52,084
(1,598)	Thermo Fisher Scientific Inc	HSBC	(63,216)
(553)	Thermo Fisher Scientific Inc	Morgan Stanley	(8,975)
(24,378)	Thermon Group Holdings Inc	Barclays Bank	(13,164)
(37,454)	Thermon Group Holdings Inc	Goldman Sachs	(23,971)
(8,164)	Thermon Group Holdings Inc	HSBC	(5,143)
(9,241)	Thermon Group Holdings Inc	Morgan Stanley	(4,990)
4,340	Theseus Pharmaceuticals Inc	Barclays Bank	(911)
8,356	Theseus Pharmaceuticals Inc	Morgan Stanley	(1,755)
3,800	Third Coast Bancshares Inc	Bank of America Merrill Lynch	1,973
12,017	Third Coast Bancshares Inc	Barclays Bank	1,202
7,851	Third Coast Bancshares Inc	Goldman Sachs	4,452
12,112	Third Coast Bancshares Inc	HSBC	848
2,565	Third Coast Bancshares Inc	Morgan Stanley	257
(4,429)	Thor Industries Inc	Barclays Bank	(18,070)
(6,980)	Thor Industries Inc	Goldman Sachs	12,704
(6,071)	Thor Industries Inc	HSBC	54,518
6,592	Thorne HealthTech Inc	Barclays Bank	1,648
9,605	Thorne HealthTech Inc	Goldman Sachs	(2,978)
8,728	Thorne HealthTech Inc	HSBC	(3,491)
6,558	Thorne HealthTech Inc	Morgan Stanley	1,640
(5,403)	Thoughtworks Holding Inc	Bank of America Merrill Lynch	(7,240)
(18,754)	Thoughtworks Holding Inc	Barclays Bank	(11,252)
(4,208)	Thoughtworks Holding Inc	HSBC	(2,693)
(12,379)	Thoughtworks Holding Inc	Morgan Stanley	(7,428)
(11,886)	ThredUp Inc 'A'	Bank of America Merrill Lynch	7,845
(21,211)	ThredUp Inc 'A'	Goldman Sachs	13,999
(13,760)	ThredUp Inc 'A'	HSBC	17,062
(10,165)	ThredUp Inc 'A'	Morgan Stanley	1,931
4,688	Thryv Holdings Inc	Barclays Bank	6,938
5,728	Thryv Holdings Inc	Goldman Sachs	13,690
4,013	Thryv Holdings Inc	HSBC	8,016
(22,407)	Tidewater Inc	Morgan Stanley	(42,125)

保有高	銘柄	取引相手	未実現純評価益 /(損) (米ドル)
	米国(続き)		
5,026	Tile Shop Holdings Inc	Barclays Bank	1,357
8,210	Tile Shop Holdings Inc	Goldman Sachs	(1,067)
19,739	Tilly's Inc 'A'	Barclays Bank	3,356
5,644	Timberland Bancorp Inc	Goldman Sachs	734
4,932	Timken Co	Bank of America Merrill Lynch	11,320
16,353	Timken Co	Barclays Bank	24,693
16,327	Timken Co	Goldman Sachs	38,789
23,803	Timken Co	HSBC	6,243
18,428	Timken Co	Morgan Stanley	28,032
5,665	TimkenSteel Corp	Barclays Bank	6,571
11,930	TimkenSteel Corp	Goldman Sachs	39,011
1,173	TimkenSteel Corp	HSBC	7,402
(1,409)	Titan International Inc	Bank of America Merrill Lynch	(21)
(2,689)	Titan International Inc	Goldman Sachs	(2,151)
(18,715)	Titan International Inc	HSBC	(55,771)
4,814	Titan Machinery Inc	Barclays Bank	12,131
13,759	Titan Machinery Inc	Goldman Sachs	39,488
3,585	Titan Machinery Inc	HSBC	11,866
2,588	Titan Machinery Inc	Morgan Stanley	6,522
(14,323)	Tivity Health Inc	Bank of America Merrill Lynch	(5,300)
(19,397)	Tivity Health Inc	Barclays Bank	(2,328)
(696)	Tivity Health Inc	Goldman Sachs	(258)
(10,771)	Tivity Health Inc	HSBC	(3,702)
(1,049)	TJX Cos Inc	Bank of America Merrill Lynch	(7,270)
(24,860)	TJX Cos Inc	Barclays Bank	(68,116)
10,077	TJX Cos Inc	Barclays Bank	27,611
(3,717)	TJX Cos Inc	Goldman Sachs	(14,180)
6,125	TJX Cos Inc	Goldman Sachs	42,908
(3,764)	TJX Cos Inc	Morgan Stanley	(10,313)
(774)	T-Mobile US Inc	Bank of America Merrill Lynch	(3,197)
(1,500)	T-Mobile US Inc	Barclays Bank	(3,691)
(1,772)	T-Mobile US Inc	Goldman Sachs	(4,706)
(4,186)	T-Mobile US Inc	HSBC	(28,743)
(14,537)	T-Mobile US Inc	Morgan Stanley	(42,627)
(16,341)	Toast Inc 'A'	Goldman Sachs	(45,755)
(28,600)	Toast Inc 'A'	Morgan Stanley	(39,468)
19,055	Toll Brothers Inc	Bank of America Merrill Lynch	56,540
12,760	Toll Brothers Inc	Barclays Bank	44,277
8,461	Toll Brothers Inc	Goldman Sachs	24,537
23,544	Toll Brothers Inc	HSBC	70,520
15,490	Toll Brothers Inc	Morgan Stanley	51,441
(1,372)	Tompkins Financial Corp	Bank of America Merrill Lynch	(2,765)
(4,391)	Tompkins Financial Corp	Barclays Bank	(13,656)
(3,106)	Tompkins Financial Corp	Goldman Sachs	(8,359)
(3,836)	Tompkins Financial Corp	HSBC	(5,505)

保有高	銘柄	取引相手	未実現純評価益 /(損) (米ドル)
	米国(続き)		
(8,745)	Tompkins Financial Corp	Morgan Stanley	(27,047)
(26,623)	Tonix Pharmaceuticals Holding Corp	HSBC	3,436
(2,625)	Tootsie Roll Industries Inc	Bank of America Merrill Lynch	4,305
(51,065)	Tootsie Roll Industries Inc	Barclays Bank	(34,214)
(3,510)	Tootsie Roll Industries Inc	Goldman Sachs	5,756
(4,662)	Tootsie Roll Industries Inc	HSBC	(746)
(848)	TopBuild Corp	Bank of America Merrill Lynch	3,536
(1,953)	TopBuild Corp	Barclays Bank	(9,511)
2,838	TopBuild Corp	HSBC	(3,377)
587	TopBuild Corp	Morgan Stanley	1,180
(425)	TopBuild Corp	Morgan Stanley	2,596
(2,871)	Torchmark Corp	Bank of America Merrill Lynch	(3,330)
2,721	Torchmark Corp	Bank of America Merrill Lynch	11,974
(2,408)	Torchmark Corp	Barclays Bank	(4,262)
7,991	Torchmark Corp	Barclays Bank	14,144
(3,749)	Torchmark Corp	Goldman Sachs	(4,349)
3,427	Torchmark Corp	Goldman Sachs	(2,270)
(5,176)	Torchmark Corp	HSBC	4,056
(3,537)	Torchmark Corp	Morgan Stanley	(6,260)
1,391	Torchmark Corp	Morgan Stanley	2,462
(21,720)	Toro Co	Barclays Bank	(125,976)
(43,091)	Toro Co	Goldman Sachs	(146,510)
(988)	Toro Co	HSBC	(2,016)
(1,306)	Torrid Holdings Inc	Bank of America Merrill Lynch	(535)
(47,169)	Torrid Holdings Inc	HSBC	15,094
13,461	Towne Bank	Bank of America Merrill Lynch	20,326
65,052	Towne Bank	Barclays Bank	45,536
98,687	Towne Bank	Goldman Sachs	149,017
58,899	Towne Bank	HSBC	39,057
7,577	Towne Bank	Morgan Stanley	5,304
21,283	Townsquare Media Inc 'A'	Bank of America Merrill Lynch	(14,685)
10,577	Townsquare Media Inc 'A'	Barclays Bank	(740)
31,746	Townsquare Media Inc 'A'	Goldman Sachs	(21,905)
5,325	Townsquare Media Inc 'A'	HSBC	(1,757)
1,849	Townsquare Media Inc 'A'	Morgan Stanley	(129)
(10,372)	TPG RE Finance Trust Inc (REIT)	Bank of America Merrill Lynch	(2,013)
(31,073)	TPG RE Finance Trust Inc (REIT)	Barclays Bank	(7,768)
(4,313)	TPG RE Finance Trust Inc (REIT)	HSBC	(2,588)
(7,235)	TPG RE Finance Trust Inc (REIT)	Morgan Stanley	(1,809)
(4,200)	TPI Composites Inc	Goldman Sachs	(11,277)
(741)	TPI Composites Inc	HSBC	(2,901)
6,931	Tractor Supply Co	Bank of America Merrill Lynch	(114,015)
3,428	Tractor Supply Co	Barclays Bank	42,233
1,989	Tractor Supply Co	Goldman Sachs	(21,486)
409	Tractor Supply Co	HSBC	(3,714)

保有高	銘柄	取引相手	未実現純評価益 /(損) (米ドル)
	米国(続き)		
509	Tractor Supply Co	Morgan Stanley	6,345
(19,441)	Trade Desk Inc 'A'	Goldman Sachs	(5,297)
(3,625)	Trade Desk Inc 'A'	HSBC	(22,946)
(8,706)	Trade Desk Inc 'A'	Morgan Stanley	10,273
(2,460)	Tradeweb Markets Inc 'A'	Bank of America Merrill Lynch	(4,312)
(13,523)	Tradeweb Markets Inc 'A'	Barclays Bank	(23,389)
4,154	Tradeweb Markets Inc 'A'	Barclays Bank	6,937
(441)	Tradeweb Markets Inc 'A'	HSBC	(447)
444	Tradeweb Markets Inc 'A'	HSBC	3,206
(785)	Tradeweb Markets Inc 'A'	Morgan Stanley	(352)
(37,545)	Traeger Inc	Barclays Bank	7,134
(17,106)	Traeger Inc	HSBC	9,237
(6,960)	Trane Technologies Plc	Bank of America Merrill Lynch	(36,269)
12,738	Trane Technologies Plc	Barclays Bank	74,263
(712)	Trane Technologies Plc	Barclays Bank	(4,151)
(2,044)	Trane Technologies Plc	Goldman Sachs	(9,069)
2,387	Trane Technologies Plc	Morgan Stanley	13,916
(6,482)	Trane Technologies Plc	Morgan Stanley	(37,790)
3,060	Transcat Inc	Barclays Bank	(11,261)
1,060	Transcat Inc	Goldman Sachs	(4,834)
1,123	Transcat Inc	HSBC	(11,095)
(6,134)	TransMedics Group Inc	Barclays Bank	(7,790)
(6,550)	TransMedics Group Inc	Goldman Sachs	(11,332)
(1,893)	TransMedics Group Inc	HSBC	(4,221)
(12,862)	TransUnion	Barclays Bank	(53,851)
(26,946)	TransUnion	Goldman Sachs	(128,532)
(16,434)	TransUnion	HSBC	(70,009)
(6,162)	TransUnion	Morgan Stanley	(26,447)
13,655	TransWorld Holdings Inc	Bank of America Merrill Lynch	11,699
22,780	TransWorld Holdings Inc	Barclays Bank	29,614
21,284	TransWorld Holdings Inc	HSBC	(1,924)
47,312	TransWorld Holdings Inc	Morgan Stanley	61,506
40,759	Travel + Leisure Co	Bank of America Merrill Lynch	48,503
82,744	Travel + Leisure Co	Barclays Bank	213,480
9,455	Travel + Leisure Co	Goldman Sachs	11,251
32,649	Travel + Leisure Co	HSBC	56,483
3,564	Travel + Leisure Co	Morgan Stanley	9,195
(672)	TravelCenters of America Inc	Bank of America Merrill Lynch	(3,232)
(7,471)	TravelCenters of America Inc	Barclays Bank	(30,108)
(4,067)	TravelCenters of America Inc	HSBC	(9,711)
(3,088)	TravelCenters of America Inc	Morgan Stanley	(11,118)
1,045	Travelers Cos Inc	Bank of America Merrill Lynch	2,163
4,034	Travelers Cos Inc	Barclays Bank	18,032
23,502	Travelers Cos Inc	Goldman Sachs	49,337
8,297	Travelers Cos Inc	HSBC	36,438

保有高	銘柄	取引相手	未実現純評価益 /(損) (米ドル)
	米国(続き)		
13,051	Travelers Cos Inc	Morgan Stanley	58,338
(4,241)	Travere Therapeutics Inc	Barclays Bank	(2,799)
(5,411)	Travere Therapeutics Inc	Goldman Sachs	(1,028)
(4,403)	Travere Therapeutics Inc	HSBC	(11,171)
(1,815)	Travere Therapeutics Inc	Morgan Stanley	(1,847)
3,394	Treace Medical Concepts Inc	Barclays Bank	2,002
2,194	Treace Medical Concepts Inc	Goldman Sachs	3,774
9,348	Treace Medical Concepts Inc	HSBC	31,222
30,558	Trean Insurance Group Inc	Goldman Sachs	22,307
11,047	Trean Insurance Group Inc	Morgan Stanley	6,076
(776)	Trecora Resources	Bank of America Merrill Lynch	(54)
(34,128)	Trecora Resources	Barclays Bank	(2,730)
(238)	Trecora Resources	Goldman Sachs	(17)
(5,153)	Trecora Resources	Morgan Stanley	(412)
(24,143)	Tredegar Corp	Barclays Bank	(6,760)
(14,860)	Tredegar Corp	Goldman Sachs	(17,238)
(34,417)	Tredegar Corp	HSBC	(28,566)
(24,094)	Tredegar Corp	Morgan Stanley	(6,746)
(5,528)	TreeHouse Foods Inc	Barclays Bank	2,211
(8,043)	TreeHouse Foods Inc	Goldman Sachs	(25,094)
573	Trex Co Inc	Bank of America Merrill Lynch	2,126
2,840	Trex Co Inc	Barclays Bank	1,606
10,297	Trex Co Inc	Goldman Sachs	37,092
6,114	Trex Co Inc	Morgan Stanley	10,272
9,627	Tri Pointe Homes Inc	Bank of America Merrill Lynch	5,776
50,375	Tri Pointe Homes Inc	Barclays Bank	34,759
43,238	Tri Pointe Homes Inc	Goldman Sachs	25,943
20,783	Tri Pointe Homes Inc	HSBC	6,027
9,313	Tri Pointe Homes Inc	Morgan Stanley	6,426
16,277	Tricida Inc	Barclays Bank	(23,113)
9,961	Tricida Inc	Goldman Sachs	(10,758)
5,111	Tricida Inc	HSBC	4,804
16,820	TriCo Bancshares	Barclays Bank	21,866
14,132	TriCo Bancshares	Goldman Sachs	55,397
22,897	TriCo Bancshares	HSBC	97,312
6,136	TriCo Bancshares	Morgan Stanley	7,977
(1,969)	TriMas Corp	Bank of America Merrill Lynch	(98)
(19,734)	TriMas Corp	Barclays Bank	(20,918)
(28,615)	TriMas Corp	Goldman Sachs	(1,039)
(21,646)	TriMas Corp	HSBC	(12,543)
(10,466)	TriMas Corp	Morgan Stanley	(11,094)
(1,687)	Trimble Inc	Bank of America Merrill Lynch	(4,873)
(34,387)	Trimble Inc	Barclays Bank	(36,451)
(31,177)	Trimble Inc	Goldman Sachs	(86,048)
(33,032)	Trimble Inc	HSBC	(201,496)

保有高	銘柄	取引相手	未実現純評価益 /(損) (米ドル)
	米国(続き)		
1,831	TriNet Group Inc	Bank of America Merrill Lynch	(4,486)
9,172	TriNet Group Inc	Barclays Bank	10,823
10,598	TriNet Group Inc	Goldman Sachs	(16,498)
5,440	TriNet Group Inc	HSBC	(22,253)
2,984	TriNet Group Inc	Morgan Stanley	3,031
(2,397)	Trinity Industries Inc	Bank of America Merrill Lynch	(1,086)
11,837	Trinity Industries Inc	Barclays Bank	4,143
(13,487)	Trinity Industries Inc	Barclays Bank	(4,827)
12,308	Trinity Industries Inc	Goldman Sachs	985
(9,732)	Trinity Industries Inc	Morgan Stanley	(4,425)
(55,596)	Trinity Place Holdings Inc	Bank of America Merrill Lynch	(7,227)
(2,631)	Trinity Place Holdings Inc	Barclays Bank	(368)
(16,263)	Trinity Place Holdings Inc	Goldman Sachs	(2,114)
7,740	Trinseo Plc	Bank of America Merrill Lynch	20,679
3,291	Trinseo Plc	Barclays Bank	7,931
8,506	Trinseo Plc	Goldman Sachs	23,987
2,364	Trinseo Plc	HSBC	7,021
1,819	Trinseo Plc	Morgan Stanley	4,384
(5,667)	TripAdvisor Inc	Bank of America Merrill Lynch	(3,740)
(6,475)	TripAdvisor Inc	Barclays Bank	(8,677)
(7,511)	TripAdvisor Inc	Goldman Sachs	(4,957)
(4,491)	TripAdvisor Inc	HSBC	(8,313)
1,887	TriState Capital Holdings Inc	Bank of America Merrill Lynch	3,000
15,320	TriState Capital Holdings Inc	Barclays Bank	22,214
(14,094)	Triton International Ltd	Barclays Bank	(34,248)
(1,033)	Triton International Ltd	Goldman Sachs	(3,326)
(6,704)	Triton International Ltd	HSBC	(28,224)
(2,066)	Triton International Ltd	Morgan Stanley	(5,020)
(5,425)	Triumph Bancorp Inc	Barclays Bank	(10,470)
(5,737)	Triumph Bancorp Inc	Goldman Sachs	(15,605)
(41,920)	Triumph Group Inc	Barclays Bank	(19,283)
(6,236)	Triumph Group Inc	HSBC	30,145
(15,019)	Tronox Holdings Plc 'A'	Barclays Bank	(9,612)
(4,546)	Tronox Holdings Plc 'A'	Goldman Sachs	(4,728)
(4,937)	Tronox Holdings Plc 'A'	HSBC	(9,138)
(28,674)	Tronox Holdings Plc 'A'	Morgan Stanley	(18,351)
(9,775)	TrueBlue Inc	Barclays Bank	11,437
(4,846)	TrueBlue Inc	Goldman Sachs	7,027
(7,909)	TrueBlue Inc	HSBC	28,472
(931)	TrueBlue Inc	Morgan Stanley	1,089
29,106	TrueCar Inc	Bank of America Merrill Lynch	7,277
30,338	TrueCar Inc	Goldman Sachs	7,585
17,228	Truist Financial Corp	Bank of America Merrill Lynch	48,066
60,636	Truist Financial Corp	Barclays Bank	99,443
86,265	Truist Financial Corp	Goldman Sachs	240,679

保有高	銘柄	取引相手	未実現純評価益 /(損) (米ドル)
	米国(続き)		
76,685	Truist Financial Corp	HSBC	51,974
11,876	Truist Financial Corp	Morgan Stanley	19,477
429	Trupanion Inc	Bank of America Merrill Lynch	1,151
(13,229)	Trupanion Inc	Barclays Bank	(45,375)
396	Trupanion Inc	Barclays Bank	1,462
1,310	Trupanion Inc	Goldman Sachs	3,341
(1,104)	Trupanion Inc	HSBC	(6,148)
417	Trupanion Inc	HSBC	2,572
(3,716)	Trupanion Inc	Morgan Stanley	(12,746)
535	Trupanion Inc	Morgan Stanley	1,835
(7,544)	TrustCo Bank Corp NY	Bank of America Merrill Lynch	(9,958)
(7,500)	TrustCo Bank Corp NY	Barclays Bank	(3,900)
(8,699)	TrustCo Bank Corp NY	Goldman Sachs	(11,483)
(2,687)	TrustCo Bank Corp NY	HSBC	(349)
(2,109)	TrustCo Bank Corp NY	Morgan Stanley	(1,097)
(8,080)	Trustmark Corp	Bank of America Merrill Lynch	(9,145)
(7,820)	Trustmark Corp	Barclays Bank	(2,276)
(30,168)	Trustmark Corp	Goldman Sachs	(50,490)
(48,039)	Trustmark Corp	HSBC	(39,769)
(3,352)	Trustmark Corp	Morgan Stanley	(1,240)
9,421	TTEC Holdings Inc	Barclays Bank	38,532
7,309	TTEC Holdings Inc	Goldman Sachs	25,947
4,381	TTEC Holdings Inc	HSBC	13,274
533	TTEC Holdings Inc	Morgan Stanley	2,180
(3,440)	TTM Technologies Inc	Bank of America Merrill Lynch	3
(83,241)	TTM Technologies Inc	Barclays Bank	(33,296)
(97,473)	TTM Technologies Inc	Goldman Sachs	(27,292)
(6,173)	TTM Technologies Inc	HSBC	(4,018)
(36,939)	Tucows Inc 'A'	Barclays Bank	(194,299)
(1,968)	Tupperware Brands Corp	Bank of America Merrill Lynch	394
(14,626)	Tupperware Brands Corp	Barclays Bank	(9,653)
(13,600)	Tupperware Brands Corp	Goldman Sachs	2,720
(10,983)	Tupperware Brands Corp	HSBC	19,769
3,520	Turning Point Brands Inc	Bank of America Merrill Lynch	(1,549)
3,177	Turning Point Brands Inc	Barclays Bank	2,033
15,927	Turning Point Brands Inc	Goldman Sachs	(6,967)
3,941	Turning Point Brands Inc	HSBC	5,320
3,085	Turning Point Brands Inc	Morgan Stanley	1,974
(6,848)	Turning Point Therapeutics Inc	Barclays Bank	11,847
(9,993)	Turning Point Therapeutics Inc	Goldman Sachs	(24,783)
(4,668)	Turtle Beach Corp	Bank of America Merrill Lynch	(560)
(9,543)	Turtle Beach Corp	Barclays Bank	8,589
(2,282)	Turtle Beach Corp	Goldman Sachs	(274)
(14,596)	Turtle Beach Corp	HSBC	(14,888)
(1,226)	Turtle Beach Corp	Morgan Stanley	1,103

保有高	銘柄	取引相手	未実現純評価益 /(損) (米ドル)
	米国(続き)		
23,823	TuSimple Holdings Inc 'A'	Bank of America Merrill Lynch	(6,280)
6,372	TuSimple Holdings Inc 'A'	Barclays Bank	510
3,336	TuSimple Holdings Inc 'A'	HSBC	(1,497)
8,159	TuSimple Holdings Inc 'A'	Morgan Stanley	653
15,256	Tutor Perini Corp	Bank of America Merrill Lynch	10,222
11,225	Tutor Perini Corp	Barclays Bank	7,184
46,835	Tutor Perini Corp	Goldman Sachs	31,379
12,354	Tutor Perini Corp	HSBC	10,748
5,185	Tutor Perini Corp	Morgan Stanley	3,318
1,561	Twilio Inc 'A'	Bank of America Merrill Lynch	9,694
(3,233)	Twilio Inc 'A'	Bank of America Merrill Lynch	(17,211)
2,001	Twilio Inc 'A'	Barclays Bank	11,466
(1,832)	Twilio Inc 'A'	Barclays Bank	(20,574)
392	Twilio Inc 'A'	Goldman Sachs	(226)
749	Twilio Inc 'A'	Morgan Stanley	7,286
(5,921)	Twin Disc Inc	Goldman Sachs	16,283
(19,107)	Twin Disc Inc	HSBC	56,939
(9,208)	Twin Disc Inc	Morgan Stanley	1,473
843	Twist Bioscience Corp	Bank of America Merrill Lynch	2,065
1,899	Twist Bioscience Corp	Barclays Bank	(5,070)
4,895	Twist Bioscience Corp	Goldman Sachs	10,725
3,947	Twist Bioscience Corp	HSBC	17,396
2,034	Twist Bioscience Corp	Morgan Stanley	(5,431)
(4,152)	Twitter Inc	Barclays Bank	(8,387)
(4,789)	Two Harbors Investment Corp (REIT)	Bank of America Merrill Lynch	(1,006)
(194,304)	Two Harbors Investment Corp (REIT)	Barclays Bank	(50,519)
(164,213)	Two Harbors Investment Corp (REIT)	Goldman Sachs	(34,485)
(95,539)	Two Harbors Investment Corp (REIT)	HSBC	(10,509)
(47,401)	Two Harbors Investment Corp (REIT)	Morgan Stanley	(12,324)
(2,693)	Tyler Technologies Inc	Bank of America Merrill Lynch	(26,365)
(4,171)	Tyler Technologies Inc	Barclays Bank	(49,384)
(5,300)	Tyler Technologies Inc	Goldman Sachs	(52,140)
(913)	Tyler Technologies Inc	HSBC	(922)
(5,441)	Tyler Technologies Inc	Morgan Stanley	(64,422)
395	Tyme Technologies Inc	Morgan Stanley	(6)
9,040	Tyson Foods Inc 'A'	Barclays Bank	17,899
(4,409)	Tyson Foods Inc 'A'	Barclays Bank	(8,730)
13,652	Tyson Foods Inc 'A'	Goldman Sachs	(20,068)
(9,524)	Tyson Foods Inc 'A'	Goldman Sachs	12,429
15,026	Tyson Foods Inc 'A'	HSBC	(44,905)
(353)	Tyson Foods Inc 'A'	HSBC	(1,531)
8,914	Tyson Foods Inc 'A'	Morgan Stanley	17,650
(2,366)	Tyson Foods Inc 'A'	Morgan Stanley	(4,685)
(13,430)	Uber Technologies Inc	Bank of America Merrill Lynch	(1,992)
(8,879)	Uber Technologies Inc	Barclays Bank	2,308

保有高	銘柄	取引相手	未実現純評価益 /(損) (米ドル)
	米国(続き)		
(24,137)	Uber Technologies Inc	Goldman Sachs	1,689
(14,171)	Uber Technologies Inc	HSBC	(6,660)
(13,064)	Uber Technologies Inc	Morgan Stanley	3,397
(2,432)	Ubiquiti Inc	Barclays Bank	(28,843)
(711)	Ubiquiti Inc	Goldman Sachs	(18,528)
(5,561)	Udemy Inc	Barclays Bank	(15,849)
(4,279)	Udemy Inc	HSBC	(14,078)
(2,348)	Udemy Inc	Morgan Stanley	(6,692)
8,643	UDR Inc (REIT)	Bank of America Merrill Lynch	(1,895)
68,922	UDR Inc (REIT)	Barclays Bank	6,736
33,449	UDR Inc (REIT)	Goldman Sachs	(10,035)
20,208	UDR Inc (REIT)	HSBC	10,032
19,293	UDR Inc (REIT)	Morgan Stanley	2,508
(721)	UFP Industries Inc	Bank of America Merrill Lynch	(1,601)
1,014	UFP Industries Inc	Bank of America Merrill Lynch	(984)
(1,636)	UFP Industries Inc	Barclays Bank	(2,814)
11,858	UFP Industries Inc	Barclays Bank	20,396
(3,734)	UFP Industries Inc	Goldman Sachs	3,142
16,838	UFP Industries Inc	Goldman Sachs	(17,900)
12,642	UFP Industries Inc	HSBC	(29,278)
1,720	UFP Technologies Inc	Barclays Bank	6,966
718	UFP Technologies Inc	Goldman Sachs	(122)
2,606	UFP Technologies Inc	HSBC	12,326
(20,901)	UGI Corp	Bank of America Merrill Lynch	(54,343)
(11,268)	UGI Corp	Barclays Bank	(14,986)
(39,822)	UGI Corp	Goldman Sachs	(103,537)
(6,472)	UGI Corp	HSBC	(29,901)
(17,622)	UiPath Inc 'A'	Barclays Bank	(5,463)
1,378	UiPath Inc 'A'	Goldman Sachs	1,268
(5,747)	UiPath Inc 'A'	Goldman Sachs	(5,287)
19,527	UiPath Inc 'A'	HSBC	33,196
31	Ulta Beauty Inc	Bank of America Merrill Lynch	731
2,656	Ulta Beauty Inc	Barclays Bank	186,186
2,021	Ulta Beauty Inc	Goldman Sachs	47,675
(700)	Ultra Clean Holdings Inc	Bank of America Merrill Lynch	(1,153)
(9,179)	Ultra Clean Holdings Inc	Barclays Bank	(15,971)
(5,305)	Ultra Clean Holdings Inc	Goldman Sachs	(11,141)
(4,806)	Ultra Clean Holdings Inc	HSBC	(13,173)
9,928	Ultragenyx Pharmaceutical Inc	Bank of America Merrill Lynch	(71,710)
4,403	Ultragenyx Pharmaceutical Inc	Barclays Bank	(1,365)
5,760	Ultragenyx Pharmaceutical Inc	Goldman Sachs	(42,733)
4,658	Ultragenyx Pharmaceutical Inc	HSBC	(23,291)
1,677	Ultragenyx Pharmaceutical Inc	Morgan Stanley	(520)
(21,699)	Ultralife Corp	Morgan Stanley	7,378
5,742	UMB Financial Corp	Bank of America Merrill Lynch	14,377

保有高	銘柄	取引相手	未実現純評価益 /(損) (米ドル)
	米国(続き)		
20,598	UMB Financial Corp	Barclays Bank	46,445
20,075	UMB Financial Corp	Goldman Sachs	47,777
7,715	UMB Financial Corp	HSBC	1,312
1,262	UMB Financial Corp	Morgan Stanley	2,814
(19,434)	UMH Properties Inc (REIT)	Bank of America Merrill Lynch	(8,173)
(25,261)	UMH Properties Inc (REIT)	Barclays Bank	(4,547)
(23,618)	UMH Properties Inc (REIT)	Goldman Sachs	(13,020)
(26,402)	UMH Properties Inc (REIT)	HSBC	(6,369)
(14,579)	UMH Properties Inc (REIT)	Morgan Stanley	(1,365)
14,576	Umpqua Holdings Corp	Bank of America Merrill Lynch	12,214
55,211	Umpqua Holdings Corp	Barclays Bank	22,637
47,469	Umpqua Holdings Corp	Goldman Sachs	44,598
49,658	Umpqua Holdings Corp	HSBC	18,157
1,221	Under Armour Inc 'A'	Bank of America Merrill Lynch	(733)
35,077	Under Armour Inc 'A'	Barclays Bank	22,098
19,400	Under Armour Inc 'A'	Goldman Sachs	(11,640)
42,040	Under Armour Inc 'A'	HSBC	(420)
23,189	Under Armour Inc 'A'	Morgan Stanley	14,609
1,180	Unifi Inc	Bank of America Merrill Lynch	1,581
10,960	Unifi Inc	Barclays Bank	14,686
618	Unifi Inc	Goldman Sachs	828
9,926	Unifi Inc	HSBC	20,348
(4,638)	UniFirst Corp	Barclays Bank	(11,549)
(2,143)	UniFirst Corp	Goldman Sachs	2,743
(3,477)	UniFirst Corp	HSBC	15,786
(1,529)	UniFirst Corp	Morgan Stanley	(3,807)
(2,465)	Union Bankshares Inc	Bank of America Merrill Lynch	(1,602)
938	Union Pacific Corp	Bank of America Merrill Lynch	(6,472)
(2,020)	Union Pacific Corp	Barclays Bank	(7,503)
(15,840)	Union Pacific Corp	Goldman Sachs	109,296
1,599	Union Pacific Corp	Goldman Sachs	(11,033)
5,418	Union Pacific Corp	HSBC	(23,081)
(2,642)	Union Pacific Corp	Morgan Stanley	(3,543)
430	Union Pacific Corp	Morgan Stanley	1,763
(15,748)	Unisys Corp	Goldman Sachs	(630)
(22,044)	United Airlines Holdings Inc	Barclays Bank	(50,040)
(4,855)	United Airlines Holdings Inc	Goldman Sachs	(13,715)
(25,124)	United Airlines Holdings Inc	HSBC	(89,829)
(62,346)	United Bankshares Inc	Barclays Bank	(44,890)
(63,714)	United Bankshares Inc	Goldman Sachs	(155,462)
(46,388)	United Bankshares Inc	HSBC	(99,270)
(2,311)	United Bankshares Inc	Morgan Stanley	(1,664)
(69,628)	United Community Banks Inc	Barclays Bank	(58,488)
(33,940)	United Community Banks Inc	HSBC	(39,710)
1,689	United Fire Group Inc	Barclays Bank	2,179

保有高	銘柄	取引相手	未実現純評価益 /(損) (米ドル)
	米国(続き)		
10,131	United Fire Group Inc	Goldman Sachs	14,183
4,755	United Fire Group Inc	HSBC	4,470
5,903	United Fire Group Inc	Morgan Stanley	7,615
63,768	United Insurance Holdings Corp	Barclays Bank	2,551
7,565	United Insurance Holdings Corp	Goldman Sachs	151
39,051	United Insurance Holdings Corp	HSBC	(21,478)
34,844	United Insurance Holdings Corp	Morgan Stanley	1,394
(2,897)	United Natural Foods Inc	Bank of America Merrill Lynch	(3,911)
(7,145)	United Natural Foods Inc	Barclays Bank	(33,939)
(3,247)	United Natural Foods Inc	Goldman Sachs	(5,488)
(550)	United Natural Foods Inc	HSBC	(235)
(651)	United Natural Foods Inc	Morgan Stanley	(3,092)
(1,427)	United Parcel Service Inc 'B'	Bank of America Merrill Lynch	(2,291)
6,303	United Parcel Service Inc 'B'	Barclays Bank	32,713
(1,057)	United Parcel Service Inc 'B'	Barclays Bank	(5,486)
503	United Parcel Service Inc 'B'	Goldman Sachs	5,204
(1,164)	United Parcel Service Inc 'B'	Goldman Sachs	221
4,841	United Parcel Service Inc 'B'	HSBC	(3,829)
5,824	United Parcel Service Inc 'B'	Morgan Stanley	30,227
(2,089)	United Parcel Service Inc 'B'	Morgan Stanley	(10,842)
3,208	United Rentals Inc	Bank of America Merrill Lynch	50,510
1,283	United Rentals Inc	Barclays Bank	25,134
6,456	United Rentals Inc	Goldman Sachs	78,702
2,110	United Rentals Inc	HSBC	12,193
4,443	United Rentals Inc	Morgan Stanley	85,393
26,606	United Security Bancshares	Barclays Bank	6,918
15,122	United Security Bancshares	Goldman Sachs	4,083
16,729	United Security Bancshares	HSBC	3,179
16,116	United Security Bancshares	Morgan Stanley	4,190
64,731	United States Cellular Corp	Barclays Bank	53,079
33,140	United States Cellular Corp	Goldman Sachs	59,320
21,061	United States Cellular Corp	HSBC	23,048
25,467	United States Cellular Corp	Morgan Stanley	20,883
(978)	United States Lime & Minerals Inc	Bank of America Merrill Lynch	(4,890)
(791)	United States Lime & Minerals Inc	Morgan Stanley	(2,792)
(5,422)	United States Steel Corp	Bank of America Merrill Lynch	(8,128)
(13,807)	United States Steel Corp	Barclays Bank	(4,833)
(10,045)	United States Steel Corp	Goldman Sachs	(6,781)
(22,094)	United States Steel Corp	HSBC	4,364
(12,387)	United States Steel Corp	Morgan Stanley	(4,335)
790	United Therapeutics Corp	Barclays Bank	16,803
3,463	United Therapeutics Corp	HSBC	182,950
(830)	UnitedHealth Group Inc	Barclays Bank	(8,466)
(5,320)	UnitedHealth Group Inc	Goldman Sachs	(69,479)
(7,477)	UnitedHealth Group Inc	HSBC	(107,153)

保有高	銘柄	取引相手	未実現純評価益 /(損) (米ドル)
	米国(続き)		
(58,257)	Uniti Group Inc (REIT)	Goldman Sachs	(44,275)
(62,213)	Uniti Group Inc (REIT)	HSBC	(49,770)
(532)	Unitil Corp	Bank of America Merrill Lynch	(1,117)
(1,233)	Unitil Corp	Barclays Bank	(382)
(2,567)	Unitil Corp	Goldman Sachs	(5,391)
(5,376)	Unitil Corp	HSBC	(9,414)
(1,749)	Unitil Corp	Morgan Stanley	(542)
6,399	Unity Bancorp Inc	Bank of America Merrill Lynch	2,944
4,869	Unity Bancorp Inc	Barclays Bank	2,873
12,010	Unity Bancorp Inc	Goldman Sachs	5,525
9,580	Unity Bancorp Inc	Morgan Stanley	5,652
(3,620)	Unity Software Inc	Bank of America Merrill Lynch	(14,951)
(11,644)	Unity Software Inc	Barclays Bank	8,849
(5,552)	Unity Software Inc	HSBC	(34,192)
(1,215)	Univar Solutions Inc	Bank of America Merrill Lynch	(3,256)
8,396	Univar Solutions Inc	Barclays Bank	16,288
(12,463)	Univar Solutions Inc	Barclays Bank	(24,178)
21,754	Univar Solutions Inc	Goldman Sachs	58,301
(16,636)	Univar Solutions Inc	Goldman Sachs	(44,584)
17,960	Univar Solutions Inc	HSBC	43,822
14,520	Univar Solutions Inc	Morgan Stanley	28,169
(4,843)	Univar Solutions Inc	Morgan Stanley	(9,395)
(2,165)	Universal Corp	Bank of America Merrill Lynch	(2,338)
(5,224)	Universal Corp	Barclays Bank	(11,806)
(1,436)	Universal Corp	Goldman Sachs	(1,551)
(3,464)	Universal Corp	HSBC	(15,242)
(38,350)	Universal Corp	Morgan Stanley	(86,671)
(207)	Universal Display Corp	Bank of America Merrill Lynch	(683)
(1,952)	Universal Display Corp	Barclays Bank	(8,960)
1,892	Universal Display Corp	Barclays Bank	8,684
(2,045)	Universal Display Corp	Goldman Sachs	(6,524)
645	Universal Display Corp	Goldman Sachs	2,559
(275)	Universal Display Corp	HSBC	(1,144)
1,281	Universal Display Corp	HSBC	5,329
(434)	Universal Display Corp	Morgan Stanley	688
3,320	Universal Electronics Inc	Barclays Bank	(764)
(457)	Universal Health Realty Income Trust (REIT)	Bank of America Merrill Lynch	(1,120)
(11,493)	Universal Health Realty Income Trust (REIT)	Barclays Bank	(20,343)
(20,727)	Universal Health Realty Income Trust (REIT)	Goldman Sachs	(50,781)
(19,295)	Universal Health Realty Income Trust (REIT)	HSBC	(53,254)
(2,056)	Universal Health Realty Income Trust (REIT)	Morgan Stanley	(3,639)
345	Universal Health Services Inc 'B'	Bank of America Merrill Lynch	1,565
(8,532)	Universal Health Services Inc 'B'	Barclays Bank	(18,258)
1,135	Universal Health Services Inc 'B'	Barclays Bank	2,429
(9,298)	Universal Health Services Inc 'B'	Goldman Sachs	3,440

保有高	銘柄	取引相手	未実現純評価益 /(損) (米ドル)
	米国(続き)		
600	Universal Health Services Inc 'B'	Goldman Sachs	(1,962)
1,716	Universal Health Services Inc 'B'	HSBC	4,378
13,054	Universal Insurance Holdings Inc	Barclays Bank	5,744
5,045	Universal Insurance Holdings Inc	HSBC	303
(1,247)	Universal Logistics Holdings Inc	Barclays Bank	(3,965)
(10,938)	Universal Logistics Holdings Inc	Goldman Sachs	(26,470)
(14,919)	Universal Logistics Holdings Inc	HSBC	(71,014)
3,266	Universal Technical Institute Inc	Bank of America Merrill Lynch	2,090
12,201	Universal Technical Institute Inc	Barclays Bank	10,615
30,115	Universal Technical Institute Inc	Goldman Sachs	19,274
7,929	Universal Technical Institute Inc	HSBC	3,647
17,679	Universal Technical Institute Inc	Morgan Stanley	15,381
24,733	Univest Financial Corp	Bank of America Merrill Lynch	22,754
29,477	Univest Financial Corp	Barclays Bank	9,138
72,273	Univest Financial Corp	Goldman Sachs	66,491
5,692	Univest Financial Corp	HSBC	1,708
2,256	Unum Group	Bank of America Merrill Lynch	3,709
9,346	Unum Group	Barclays Bank	10,280
23,189	Unum Group	Goldman Sachs	36,556
9,065	Unum Group	HSBC	14,321
(5,591)	Upland Software Inc	Bank of America Merrill Lynch	(1,000)
(7,054)	Upland Software Inc	Barclays Bank	564
(4,705)	Upland Software Inc	Goldman Sachs	(518)
945	Upstart Holdings Inc	Bank of America Merrill Lynch	(765)
784	Upstart Holdings Inc	HSBC	8,291
(10,356)	Upwork Inc	Barclays Bank	(6,939)
(22,302)	Upwork Inc	Goldman Sachs	(43,712)
(18,808)	Upwork Inc	HSBC	(4,650)
(69,845)	Uranium Energy Corp	Goldman Sachs	(30,732)
(40,578)	Uranium Energy Corp	HSBC	(16,231)
(6,304)	Uranium Energy Corp	Morgan Stanley	(1,702)
(145,578)	Urban Edge Properties (REIT)	Barclays Bank	(132,476)
(87,466)	Urban Edge Properties (REIT)	Goldman Sachs	18,368
(7,539)	Urban Edge Properties (REIT)	HSBC	(4,825)
(6,764)	Urban Edge Properties (REIT)	Morgan Stanley	(6,155)
(3,461)	Urban One Inc	Goldman Sachs	(2,423)
20,841	Urban Outfitters Inc	Bank of America Merrill Lynch	(35,847)
21,543	Urban Outfitters Inc	Barclays Bank	30,591
19,924	Urban Outfitters Inc	Goldman Sachs	(34,269)
12,943	Urban Outfitters Inc	HSBC	(28,709)
6,733	Urban Outfitters Inc	Morgan Stanley	9,561
13,775	Ur-Energy Inc	Bank of America Merrill Lynch	1,515
21,782	Ur-Energy Inc	Barclays Bank	1,307
105,254	Ur-Energy Inc	Goldman Sachs	11,578
25,000	Ur-Energy Inc	HSBC	2,500

保有高	銘柄	取引相手	未実現純評価益 /(損) (米ドル)
	米国(続き)		
3,782	UroGen Pharma Ltd	Barclays Bank	(189)
11,300	UroGen Pharma Ltd	Goldman Sachs	(1,469)
12,971	UroGen Pharma Ltd	Morgan Stanley	(649)
(49,310)	Urstadt Biddle Properties Inc 'A' (REIT)	Barclays Bank	(45,858)
(66,832)	Urstadt Biddle Properties Inc 'A' (REIT)	Goldman Sachs	(42,772)
(15,577)	Urstadt Biddle Properties Inc 'A' (REIT)	HSBC	(10,125)
(17,205)	Urstadt Biddle Properties Inc 'A' (REIT)	Morgan Stanley	(16,001)
12,822	US Bancorp	Bank of America Merrill Lynch	52,058
27,852	US Bancorp	Barclays Bank	44,007
66,172	US Bancorp	Goldman Sachs	256,748
19,100	US Bancorp	HSBC	63,215
5,909	US Bancorp	Morgan Stanley	6,867
(2,545)	US Foods Holding Corp	Bank of America Merrill Lynch	2,392
(31,433)	US Foods Holding Corp	Barclays Bank	(64,752)
(9,676)	US Foods Holding Corp	Goldman Sachs	9,095
(15,404)	US Foods Holding Corp	HSBC	27,589
59,520	US Oncology Inc	Bank of America Merrill Lynch	(59)
7,474	US Oncology Inc	Barclays Bank	-
41,718	US Oncology Inc	Goldman Sachs	(42)
8,296	US Oncology Inc	Morgan Stanley	-
(283)	US Physical Therapy Inc	Bank of America Merrill Lynch	(698)
(6,423)	US Physical Therapy Inc	Barclays Bank	(32,500)
(457)	US Physical Therapy Inc	Goldman Sachs	(4,949)
(3,124)	US Silica Holdings Inc	Goldman Sachs	(6,404)
(16,604)	US Silica Holdings Inc	HSBC	(27,729)
(4,085)	US Silica Holdings Inc	Morgan Stanley	(7,026)
(8,746)	US Xpress Enterprises Inc 'A'	Bank of America Merrill Lynch	1,924
(17,283)	US Xpress Enterprises Inc 'A'	Barclays Bank	(691)
(3,643)	USA Truck Inc	Bank of America Merrill Lynch	3,461
(1,034)	USA Truck Inc	Barclays Bank	(196)
(3,909)	USA Truck Inc	Goldman Sachs	3,714
(866)	USANA Health Sciences Inc	Bank of America Merrill Lynch	(1,282)
(437)	USANA Health Sciences Inc	Barclays Bank	(1,363)
(2,606)	USANA Health Sciences Inc	Goldman Sachs	(3,857)
(291)	USANA Health Sciences Inc	HSBC	327
(2,296)	Utah Medical Products Inc	HSBC	(3,547)
(3,750)	Utah Medical Products Inc	Morgan Stanley	(2,681)
(7,924)	Utz Brands Inc	Bank of America Merrill Lynch	(3,559)
(12,392)	Utz Brands Inc	Barclays Bank	(13,879)
(17,399)	Utz Brands Inc	Goldman Sachs	(5,337)
(19,706)	UWM Holdings Corp	Barclays Bank	(1,478)
(6,567)	UWM Holdings Corp	Morgan Stanley	(493)
(39,294)	VAALCO Energy Inc	Bank of America Merrill Lynch	(46,367)
(21,548)	VAALCO Energy Inc	Barclays Bank	(24,996)
(5,845)	VAALCO Energy Inc	Goldman Sachs	(6,897)

保有高	銘柄	取引相手	未実現純評価益 /(損) (米ドル)
	米国(続き)		
(6,576)	VAALCO Energy Inc	Morgan Stanley	(7,628)
1,153	Vacasa Inc 'A'	Bank of America Merrill Lynch	(104)
11,118	Vacasa Inc 'A'	Barclays Bank	1,445
5,069	Vacasa Inc 'A'	Goldman Sachs	(456)
17,751	Vacasa Inc 'A'	HSBC	(22,011)
1,660	Vacasa Inc 'A'	Morgan Stanley	216
(11,224)	Vail Resorts Inc	Barclays Bank	(112,913)
(8,337)	Vail Resorts Inc	Goldman Sachs	(155,318)
(2,318)	Vail Resorts Inc	HSBC	(33,055)
2,043	Valaris Ltd	Bank of America Merrill Lynch	4,134
5,929	Valaris Ltd	Barclays Bank	16,572
2,289	Valaris Ltd	Goldman Sachs	4,859
8,479	Valaris Ltd	HSBC	53,010
2,985	Valaris Ltd	Morgan Stanley	8,567
635	Valero Energy Corp	Barclays Bank	6,610
1,695	Valero Energy Corp	Goldman Sachs	11,170
751	Valero Energy Corp	HSBC	11,956
9,112	Valero Energy Corp	Morgan Stanley	94,856
(4,085)	Valhi Inc	Bank of America Merrill Lynch	(39,257)
(962)	Valhi Inc	Barclays Bank	(3,608)
(5,835)	Valhi Inc	Goldman Sachs	(56,074)
(2,293)	Valhi Inc	HSBC	(28,777)
(786)	Valhi Inc	Morgan Stanley	(2,948)
(106,982)	Valley National Bancorp	Bank of America Merrill Lynch	(91,206)
(138,758)	Valley National Bancorp	Barclays Bank	(42,939)
(262,049)	Valley National Bancorp	Goldman Sachs	(237,839)
(256,566)	Valley National Bancorp	HSBC	(193,233)
(50,903)	Valley National Bancorp	Morgan Stanley	(15,525)
(276)	Valmont Industries Inc	Bank of America Merrill Lynch	(4,179)
2,067	Valmont Industries Inc	Barclays Bank	18,107
(2,601)	Valmont Industries Inc	Barclays Bank	(22,785)
3,527	Valmont Industries Inc	Goldman Sachs	53,399
(2,652)	Valmont Industries Inc	Goldman Sachs	(40,085)
406	Valmont Industries Inc	HSBC	6,892
(571)	Value Line Inc	Bank of America Merrill Lynch	2,267
(1,145)	Value Line Inc	HSBC	1,924
11,081	Valvoline Inc	Bank of America Merrill Lynch	37,733
(42,507)	Valvoline Inc	Barclays Bank	(143,249)
8,370	Valvoline Inc	Barclays Bank	28,207
1,071	Valvoline Inc	Goldman Sachs	3,600
9,076	Valvoline Inc	HSBC	40,350
2,974	Valvoline Inc	Morgan Stanley	10,022
(2,183)	Vanda Pharmaceuticals Inc	Bank of America Merrill Lynch	(633)
(3,613)	Vanda Pharmaceuticals Inc	Barclays Bank	(1,373)
(28,481)	Vanda Pharmaceuticals Inc	Goldman Sachs	(8,259)

保有高	銘柄	取引相手	未実現純評価益 /(損) (米ドル)
	米国(続き)		
(5,923)	Vanda Pharmaceuticals Inc	HSBC	(1,960)
(2,239)	Vanda Pharmaceuticals Inc	Morgan Stanley	44
(6,885)	Vapotherm Inc	Bank of America Merrill Lynch	1,102
(10,440)	Vapotherm Inc	Barclays Bank	(1,044)
(17,068)	Vapotherm Inc	Goldman Sachs	1,264
(4,954)	Vapotherm Inc	HSBC	(1,754)
5,506	Varex Imaging Corp	Bank of America Merrill Lynch	3,273
12,575	Varex Imaging Corp	Barclays Bank	4,276
3,508	Varex Imaging Corp	Goldman Sachs	2,350
9,186	Varex Imaging Corp	HSBC	12,753
13,377	Varex Imaging Corp	Morgan Stanley	4,548
(2,415)	Varonis Systems Inc	Barclays Bank	(74)
17,904	Varonis Systems Inc	Barclays Bank	(17,188)
7,735	Varonis Systems Inc	Goldman Sachs	20,575
(1,846)	Varonis Systems Inc	Goldman Sachs	(4,910)
9,322	Varonis Systems Inc	HSBC	27,686
(7,183)	Varonis Systems Inc	HSBC	(20,495)
(1,254)	Varonis Systems Inc	Morgan Stanley	1,204
(41,725)	Vaxart Inc	Barclays Bank	(12,935)
(6,056)	Vaxart Inc	Goldman Sachs	(3,331)
(14,997)	Vaxart Inc	HSBC	(7,798)
(1,461)	Vaxcyte Inc	Bank of America Merrill Lynch	(1,461)
(18,643)	Vaxcyte Inc	Barclays Bank	19,016
(3,071)	Vaxcyte Inc	Goldman Sachs	(3,071)
(2,413)	Vaxcyte Inc	HSBC	(9,966)
(943)	Vaxcyte Inc	Morgan Stanley	962
(78,934)	VBI Vaccines Inc	Bank of America Merrill Lynch	9,883
(107,240)	VBI Vaccines Inc	Barclays Bank	1,812
(24,635)	VBI Vaccines Inc	Goldman Sachs	3,084
(29,974)	VBI Vaccines Inc	HSBC	4,352
(26,947)	Vector Group Ltd	Barclays Bank	(10,509)
(43,755)	Vector Group Ltd	Goldman Sachs	7,876
3,260	Vectrus Inc	Bank of America Merrill Lynch	(1,141)
7,890	Vectrus Inc	Barclays Bank	(1,026)
20,781	Vectrus Inc	Goldman Sachs	(7,273)
(1,159)	Veeco Instruments Inc	Bank of America Merrill Lynch	(197)
(19,221)	Veeco Instruments Inc	Barclays Bank	(1,922)
(5,629)	Veeco Instruments Inc	Goldman Sachs	(1,226)
(3,315)	Veeco Instruments Inc	HSBC	(4,966)
(6,230)	Veeco Instruments Inc	Morgan Stanley	(623)
1,004	Veeva Systems Inc 'A'	Bank of America Merrill Lynch	1,172
(3,034)	Veeva Systems Inc 'A'	Barclays Bank	(16,080)
434	Veeva Systems Inc 'A'	Goldman Sachs	2,855
(932)	Veeva Systems Inc 'A'	HSBC	(4,400)
2,423	Veeva Systems Inc 'A'	Morgan Stanley	12,842

保有高	銘柄	取引相手	未実現純評価益 /(損) (米ドル)
	米国(続き)		
41,407	Velo3D Inc	HSBC	(3,866)
7,726	Velo3D Inc	Morgan Stanley	77
573	Velocity Financial Inc	Bank of America Merrill Lynch	17
13,880	Velocity Financial Inc	HSBC	694
15,185	Velocity Financial Inc	Morgan Stanley	7,744
(29,472)	Ventas Inc (REIT)	Barclays Bank	(27,706)
(30,729)	Ventas Inc (REIT)	Goldman Sachs	(40,562)
(28,186)	Ventas Inc (REIT)	HSBC	(35,514)
4,134	Ventyx Biosciences Inc	Barclays Bank	3,803
3,816	Ventyx Biosciences Inc	Goldman Sachs	16,409
2,816	Ventyx Biosciences Inc	Morgan Stanley	2,591
(67,959)	Venus Concept Inc	Barclays Bank	(5,437)
(19,015)	Venus Concept Inc	Goldman Sachs	570
(30,542)	Vera Bradley Inc	Barclays Bank	(12,217)
(11,831)	Vera Bradley Inc	Goldman Sachs	(1,775)
(3,001)	Vera Bradley Inc	Morgan Stanley	(1,200)
(2,144)	Vera Therapeutics Inc	Barclays Bank	(1,822)
(1,122)	Vera Therapeutics Inc	HSBC	1,032
6,496	Veracyte Inc	Bank of America Merrill Lynch	10,459
10,382	Veracyte Inc	Barclays Bank	2,596
4,480	Veracyte Inc	Goldman Sachs	7,213
4,266	Veracyte Inc	HSBC	5,077
1,303	Veracyte Inc	Morgan Stanley	940
14,088	Verastem Inc	Barclays Bank	-
14,170	Verastem Inc	Goldman Sachs	3,117
45,976	Verastem Inc	HSBC	5,057
10,074	Verastem Inc	Morgan Stanley	-
(3,394)	Vericel Corp	Barclays Bank	(713)
(6,943)	Vericel Corp	Goldman Sachs	1,389
(1,128)	Vericel Corp	HSBC	(1,561)
(1,155)	Vericel Corp	Morgan Stanley	(243)
12,976	Verint Systems Inc	Barclays Bank	260
28,242	Verint Systems Inc	Goldman Sachs	(22,876)
13,181	Verint Systems Inc	HSBC	4,747
(13,425)	Veris Residential Inc (REIT)	Bank of America Merrill Lynch	(10,354)
(31,611)	Veris Residential Inc (REIT)	Barclays Bank	(37,301)
(3,638)	Veris Residential Inc (REIT)	HSBC	(5,419)
(11,150)	Veris Residential Inc (REIT)	Morgan Stanley	(10,577)
(5,807)	VeriSign Inc	Bank of America Merrill Lynch	(51,973)
(1,235)	VeriSign Inc	Barclays Bank	(8,386)
2,442	VeriSign Inc	Barclays Bank	16,581
(4,665)	VeriSign Inc	Goldman Sachs	(41,752)
2,677	VeriSign Inc	Goldman Sachs	24,711
1,188	VeriSign Inc	HSBC	6,347
1,250	VeriSign Inc	Morgan Stanley	8,488

保有高	銘柄	取引相手	未実現純評価益 /(損) (米ドル)
	米国(続き)		
(9,453)	Verisk Analytics Inc	Bank of America Merrill Lynch	(37,150)
(4,500)	Verisk Analytics Inc	Barclays Bank	(22,500)
(5,594)	Verisk Analytics Inc	Goldman Sachs	(21,984)
(7,054)	Verisk Analytics Inc	HSBC	5,171
(4,400)	Verisk Analytics Inc	Morgan Stanley	(22,000)
(3,934)	Veritex Holdings Inc	Bank of America Merrill Lynch	(6,406)
(1,996)	Veritex Holdings Inc	Barclays Bank	(2,398)
(2,378)	Veritex Holdings Inc	Goldman Sachs	(4,875)
(9,324)	Veritex Holdings Inc	HSBC	(14,457)
(3,902)	Veritex Holdings Inc	Morgan Stanley	(5,541)
(199)	Veritiv Corp	Bank of America Merrill Lynch	(1,223)
(1,675)	Veritiv Corp	Barclays Bank	(15,326)
(1,033)	Veritiv Corp	Goldman Sachs	3,264
(14,271)	Veritone Inc	Barclays Bank	(3,425)
(14,195)	Veritone Inc	Goldman Sachs	(3,957)
(35,524)	Verizon Communications Inc	Barclays Bank	(49,911)
37,706	Verizon Communications Inc	Barclays Bank	52,977
(63,482)	Verizon Communications Inc	Goldman Sachs	(129,186)
(17,956)	Verra Mobility Corp	Bank of America Merrill Lynch	(17,597)
(17,171)	Verra Mobility Corp	Barclays Bank	(8,586)
(33,857)	Verra Mobility Corp	Goldman Sachs	(33,180)
(15,525)	Verra Mobility Corp	HSBC	(49,680)
(5,868)	Verra Mobility Corp	Morgan Stanley	(2,934)
(4,709)	Verrica Pharmaceuticals Inc	Bank of America Merrill Lynch	19,166
(3,298)	Verrica Pharmaceuticals Inc	Barclays Bank	14,247
(10,174)	Verrica Pharmaceuticals Inc	Goldman Sachs	41,408
(2,085)	Verrica Pharmaceuticals Inc	HSBC	8,549
(2,050)	Verrica Pharmaceuticals Inc	Morgan Stanley	8,856
9,512	Vertex Energy Inc	Barclays Bank	3,995
1,532	Vertex Inc 'A'	Barclays Bank	(1,210)
1,517	Vertex Inc 'A'	HSBC	(2,063)
(3,394)	Vertex Pharmaceuticals Inc	Bank of America Merrill Lynch	(47,855)
(845)	Vertex Pharmaceuticals Inc	Goldman Sachs	(11,915)
(2,853)	Vertex Pharmaceuticals Inc	HSBC	(94,862)
(184)	Vertex Pharmaceuticals Inc	Morgan Stanley	15
(86,572)	Vertiv Holdings Co	Barclays Bank	(38,958)
(30,450)	Vertiv Holdings Co	Goldman Sachs	(13,702)
(4,449)	Vertiv Holdings Co	HSBC	(356)
(5,179)	Vertiv Holdings Co	Morgan Stanley	(2,331)
(5,198)	Verve Therapeutics Inc	Barclays Bank	(7,641)
(1,605)	Verve Therapeutics Inc	Goldman Sachs	(2,584)
(6,312)	VF Corp	Bank of America Merrill Lynch	(20,813)
(5,592)	VF Corp	Barclays Bank	(17,524)
37,449	VF Corp	Barclays Bank	144,553
(3,278)	VF Corp	Goldman Sachs	(1,653)

保有高	銘柄	取引相手	未実現純評価益 /(損) (米ドル)
	米国(続き)		
9,261	VF Corp	Goldman Sachs	31,117
(929)	VF Corp	HSBC	(2,620)
(2,417)	VF Corp	Morgan Stanley	(9,330)
(5,501)	Via Renewables Inc	Bank of America Merrill Lynch	(2,695)
(21,138)	Via Renewables Inc	Barclays Bank	(3,805)
(17,716)	Via Renewables Inc	HSBC	(14,704)
(909)	Via Renewables Inc	Morgan Stanley	(164)
8,201	ViacomCBS Inc 'A'	Bank of America Merrill Lynch	50,682
5,548	ViacomCBS Inc 'A'	Barclays Bank	4,106
3,020	ViacomCBS Inc 'A'	Goldman Sachs	18,664
9,326	ViacomCBS Inc 'A'	HSBC	61,645
3,394	ViacomCBS Inc 'A'	Morgan Stanley	2,512
(2,031)	ViacomCBS Inc 'B'	Bank of America Merrill Lynch	(2,897)
1,917	ViacomCBS Inc 'B'	Goldman Sachs	4,509
(5,522)	ViacomCBS Inc 'B'	HSBC	(35,893)
4,029	ViacomCBS Inc 'B'	HSBC	19,459
(2,047)	Viad Corp	Bank of America Merrill Lynch	(1,872)
(4,174)	Viad Corp	Barclays Bank	914
(5,311)	Viad Corp	Goldman Sachs	212
(9,807)	Viad Corp	HSBC	(7,483)
(1,162)	Viad Corp	Morgan Stanley	198
1,454	Viant Technology Inc 'A'	Barclays Bank	349
14,621	Viant Technology Inc 'A'	Goldman Sachs	3,070
3,526	Viant Technology Inc 'A'	HSBC	1,975
1,895	Viant Technology Inc 'A'	Morgan Stanley	455
2,015	Viasat Inc	Bank of America Merrill Lynch	659
(8,086)	Viasat Inc	Goldman Sachs	(22,964)
1,129	Viasat Inc	Goldman Sachs	3,206
(1,506)	Viasat Inc	HSBC	(5,226)
1,123	Viasat Inc	HSBC	824
3,243	Viasat Inc	Morgan Stanley	162
35,383	Viatis Inc	Bank of America Merrill Lynch	32,906
68,051	Viatis Inc	Barclays Bank	29,942
45,202	Viatis Inc	Goldman Sachs	42,038
41,971	Viatis Inc	Morgan Stanley	18,467
9,849	Viavi Solutions Inc	Bank of America Merrill Lynch	1,862
69,163	Viavi Solutions Inc	Barclays Bank	19,020
50,340	Viavi Solutions Inc	Goldman Sachs	16,841
3,585	Viavi Solutions Inc	HSBC	684
10,342	Viavi Solutions Inc	Morgan Stanley	2,535
(199,363)	VICI Properties Inc (REIT)	Barclays Bank	(303,032)
(101,061)	VICI Properties Inc (REIT)	Goldman Sachs	(168,772)
(22,309)	VICI Properties Inc (REIT)	HSBC	(76,520)
(2,631)	VICI Properties Inc (REIT)	Morgan Stanley	(3,999)
(695)	Vicor Corp	Bank of America Merrill Lynch	(7,506)

保有高	銘柄	取引相手	未実現純評価益 /(損) (米ドル)
	米国(続き)		
(2,930)	Vicor Corp	Barclays Bank	(17,170)
(8,823)	Vicor Corp	Goldman Sachs	(95,288)
(2,992)	Victoria's Secret & Co	Bank of America Merrill Lynch	18,461
(7,374)	Victoria's Secret & Co	Barclays Bank	12,093
(4,029)	Victoria's Secret & Co	Goldman Sachs	24,859
(4,873)	Victoria's Secret & Co	HSBC	25,974
(3,838)	Victoria's Secret & Co	Morgan Stanley	6,294
(24,716)	Viemed Healthcare Inc	Barclays Bank	(5,190)
(40,677)	View Inc	Barclays Bank	(10,718)
(22,812)	View Inc	Goldman Sachs	(14,465)
27,678	ViewRay Inc	Barclays Bank	2,214
44,101	ViewRay Inc	Goldman Sachs	(3,087)
38,590	ViewRay Inc	Morgan Stanley	3,087
(41,907)	Viking Therapeutics Inc	Barclays Bank	(1,886)
(8,982)	Village Super Market Inc 'A'	Bank of America Merrill Lynch	(898)
(28,740)	Village Super Market Inc 'A'	Barclays Bank	(36,500)
(19,625)	Village Super Market Inc 'A'	Goldman Sachs	(1,963)
(5,390)	Village Super Market Inc 'A'	HSBC	(3,504)
(8,139)	Village Super Market Inc 'A'	Morgan Stanley	(10,337)
4,291	Vimeo Inc	Bank of America Merrill Lynch	(2,043)
6,714	Vimeo Inc	Barclays Bank	(269)
7,965	Vimeo Inc	Goldman Sachs	(1,513)
11,149	Vimeo Inc	HSBC	1,535
16,314	Vimeo Inc	Morgan Stanley	(268)
(11,185)	Vince Holding Corp	Barclays Bank	4,635
(13,891)	Vince Holding Corp	Morgan Stanley	5,756
8,005	Vincerx Pharma Inc	Bank of America Merrill Lynch	(3,202)
7,347	Vincerx Pharma Inc	Barclays Bank	(367)
1,242	Vincerx Pharma Inc	Goldman Sachs	(497)
1,398	Vincerx Pharma Inc	HSBC	(769)
12,191	Vincerx Pharma Inc	Morgan Stanley	(610)
21,645	Vintage Wine Estates Inc	Barclays Bank	17,532
4,999	Vintage Wine Estates Inc	Goldman Sachs	500
10,166	Vintage Wine Estates Inc	HSBC	(610)
3,634	Vir Biotechnology Inc	Barclays Bank	7,813
(1,252)	Vir Biotechnology Inc	Barclays Bank	(2,692)
(5,913)	Vir Biotechnology Inc	Goldman Sachs	(23,711)
3,651	Vir Biotechnology Inc	HSBC	20,701
(1,248)	Vir Biotechnology Inc	HSBC	(7,076)
2,668	Viracta Therapeutics Inc	Barclays Bank	-
300	Viracta Therapeutics Inc	Goldman Sachs	(9)
14,411	Virgin Galactic Holdings Inc	Bank of America Merrill Lynch	11,961
9,185	Virgin Galactic Holdings Inc	Barclays Bank	4,317
(44,048)	Virgin Galactic Holdings Inc	Goldman Sachs	(36,560)
16,075	Virgin Galactic Holdings Inc	HSBC	15,432

保有高	銘柄	取引相手	未実現純評価益 /(損) (米ドル)
	米国(続き)		
2,091	Viridian Therapeutics Inc	Bank of America Merrill Lynch	(2,300)
1,190	Viridian Therapeutics Inc	Goldman Sachs	(1,309)
4,495	Viridian Therapeutics Inc	HSBC	7,952
(159,679)	VirnetX Holding Corp	Goldman Sachs	(22,355)
4,597	Virtu Financial Inc 'A'	Bank of America Merrill Lynch	(1,057)
(19,898)	Virtu Financial Inc 'A'	Barclays Bank	5,173
(12,745)	Virtu Financial Inc 'A'	HSBC	9,431
7,979	Virtu Financial Inc 'A'	HSBC	(5,904)
655	Virtus Investment Partners Inc	Bank of America Merrill Lynch	12,157
3,064	Virtus Investment Partners Inc	Barclays Bank	31,192
935	Virtus Investment Partners Inc	Goldman Sachs	19,934
982	Virtus Investment Partners Inc	HSBC	22,790
221	Virtus Investment Partners Inc	Morgan Stanley	2,250
2,502	Visa Inc 'A'	Barclays Bank	11,584
3,986	Visa Inc 'A'	Goldman Sachs	55,520
12,841	Visa Inc 'A'	Morgan Stanley	59,454
19,125	Vishay Intertechnology Inc	Bank of America Merrill Lynch	15,682
49,092	Vishay Intertechnology Inc	Barclays Bank	22,582
82,326	Vishay Intertechnology Inc	Goldman Sachs	67,507
69,178	Vishay Intertechnology Inc	HSBC	98,925
2,531	Vishay Intertechnology Inc	Morgan Stanley	1,164
(723)	Vishay Precision Group Inc	Bank of America Merrill Lynch	586
(14,744)	Vishay Precision Group Inc	Barclays Bank	(7,962)
(18,491)	Vishay Precision Group Inc	Goldman Sachs	14,978
(6,640)	Vishay Precision Group Inc	HSBC	(2,656)
(25,256)	VistaGen Therapeutics Inc	Bank of America Merrill Lynch	2,652
(80,551)	VistaGen Therapeutics Inc	Barclays Bank	(3,625)
(19,547)	VistaGen Therapeutics Inc	HSBC	1,857
1,721	Visteon Corp	Bank of America Merrill Lynch	10,670
2,618	Visteon Corp	Goldman Sachs	16,232
575	Visteon Corp	HSBC	4,560
1,493	Visteon Corp	Morgan Stanley	5,479
84,083	Vistra Corp	Goldman Sachs	97,536
(9,217)	Vistra Corp	Goldman Sachs	(10,692)
7,320	Vistra Corp	HSBC	21,503
18,510	Vita Coco Co Inc	Barclays Bank	20,731
32,067	Vital Farms Inc	Barclays Bank	(10,582)
6,515	Vital Farms Inc	Goldman Sachs	3,779
13,677	Vital Farms Inc	HSBC	(26,123)
165	Vital Farms Inc	Morgan Stanley	(54)
(7,171)	Vivid Seats Inc 'A'	Barclays Bank	(10,039)
(8,753)	Vivid Seats Inc 'A'	HSBC	(4,464)
(15,289)	Vivint Smart Home Inc	Barclays Bank	(612)
(11,912)	Vivint Smart Home Inc	Goldman Sachs	(2,740)
(1,868)	VMware Inc 'A'	Barclays Bank	(18,157)

保有高	銘柄	取引相手	未実現純評価益 /(損) (米ドル)
	米国(続き)		
(5,325)	VMware Inc 'A'	Goldman Sachs	(152,029)
(45,340)	Volta Inc	Barclays Bank	(9,068)
(13)	Volta Inc	HSBC	(7)
(8,664)	Vontier Corp	Bank of America Merrill Lynch	(1,473)
(12,107)	Vontier Corp	Barclays Bank	11,381
(68,454)	Vontier Corp	Goldman Sachs	(10,399)
(31,875)	Vontier Corp	HSBC	(5,925)
(4,815)	Vontier Corp	Morgan Stanley	4,526
2,356	Vor BioPharma Inc	Goldman Sachs	565
(5,201)	Vornado Realty Trust (REIT)	Bank of America Merrill Lynch	(613)
(30,257)	Vornado Realty Trust (REIT)	Barclays Bank	(29,955)
(13,427)	Vornado Realty Trust (REIT)	Goldman Sachs	(4,834)
(69,917)	Vornado Realty Trust (REIT)	HSBC	35,658
(3,706)	VOXX International Corp	Bank of America Merrill Lynch	(7,041)
(14,575)	VOXX International Corp	Barclays Bank	(10,494)
(2,100)	VOXX International Corp	Goldman Sachs	(3,990)
(3,911)	VOXX International Corp	HSBC	(6,531)
47,030	Voya Financial Inc	Barclays Bank	157,080
39,475	Voya Financial Inc	Goldman Sachs	235,271
39,744	Voya Financial Inc	HSBC	200,310
6,882	Voyager Therapeutics Inc	Bank of America Merrill Lynch	(3,303)
7,466	Voyager Therapeutics Inc	Goldman Sachs	(3,584)
3,649	Voyager Therapeutics Inc	HSBC	2,846
76,843	Vroom Inc	Bank of America Merrill Lynch	(5,763)
51,480	Vroom Inc	Barclays Bank	257
182,281	Vroom Inc	Goldman Sachs	(13,671)
91,159	Vroom Inc	HSBC	28,715
54,941	Vroom Inc	Morgan Stanley	274
(2,766)	VSE Corp	Bank of America Merrill Lynch	(1,411)
(11,709)	VSE Corp	Barclays Bank	(25,877)
(5,985)	VSE Corp	Goldman Sachs	(3,052)
(3,626)	VSE Corp	Morgan Stanley	(8,013)
2,455	Vulcan Materials Co	Bank of America Merrill Lynch	10,540
(1,490)	Vulcan Materials Co	Bank of America Merrill Lynch	(6,198)
17,592	Vulcan Materials Co	Barclays Bank	9,852
(11,809)	Vulcan Materials Co	Barclays Bank	(2,547)
(3,179)	Vulcan Materials Co	Goldman Sachs	(13,319)
1,503	Vulcan Materials Co	HSBC	2,285
(3,862)	Vulcan Materials Co	HSBC	(5,870)
23,960	Vulcan Materials Co	Morgan Stanley	13,418
(2,762)	Vulcan Materials Co	Morgan Stanley	(4,347)
(8,953)	VYNE Therapeutics Inc	Barclays Bank	123
(49,252)	VYNE Therapeutics Inc	Goldman Sachs	527
16,085	W R Berkley Corp	Barclays Bank	41,499
66,277	W R Berkley Corp	Goldman Sachs	180,284

保有高	銘柄	取引相手	未実現純評価益 /(損) (米ドル)
	米国(続き)		
14,454	W R Berkley Corp	HSBC	46,108
92,752	W&T Offshore Inc	Goldman Sachs	117,795
5,955	Wabash National Corp	Bank of America Merrill Lynch	4,347
2,853	Wabash National Corp	Barclays Bank	1,084
25,030	Wabash National Corp	Goldman Sachs	18,272
34,632	Wabash National Corp	HSBC	24,738
4,516	Wabash National Corp	Morgan Stanley	1,716
(26,281)	Waitr Holdings Inc	Goldman Sachs	618
(7,617)	Walgreens Boots Alliance Inc	Bank of America Merrill Lynch	3,462
(32,916)	Walgreens Boots Alliance Inc	Barclays Bank	(37,312)
(17,135)	Walgreens Boots Alliance Inc	Goldman Sachs	13,833
(20,415)	Walgreens Boots Alliance Inc	HSBC	7,962
(19,688)	Walgreens Boots Alliance Inc	Morgan Stanley	(19,139)
5,924	Walker & Dunlop Inc	Goldman Sachs	34,241
834	Walker & Dunlop Inc	HSBC	4,846
(41)	Walmart Inc	Bank of America Merrill Lynch	825
1,039	Walmart Inc	Barclays Bank	5,704
14,782	Walmart Inc	Goldman Sachs	(192,178)
(12,326)	Walmart Inc	Goldman Sachs	190,488
(3,635)	Walmart Inc	HSBC	55,170
3,627	Walmart Inc	Morgan Stanley	19,912
(1,431)	Walmart Inc	Morgan Stanley	(7,856)
10,796	Walt Disney Co	Bank of America Merrill Lynch	6,594
4,210	Walt Disney Co	Barclays Bank	12,251
(9,481)	Walt Disney Co	Goldman Sachs	(33,752)
(9,035)	Walt Disney Co	HSBC	(15,902)
(11,404)	Walt Disney Co	Morgan Stanley	(33,186)
2,324	Walt Disney Co	Morgan Stanley	6,763
(34,459)	Warby Parker Inc 'A'	Bank of America Merrill Lynch	(24,122)
(2,479)	Warner Music Group Corp 'A'	Barclays Bank	(99)
(9,599)	Warner Music Group Corp 'A'	Goldman Sachs	(4,128)
4,405	Warner Music Group Corp 'A'	Goldman Sachs	1,894
(9,540)	Warner Music Group Corp 'A'	HSBC	(24,506)
(6,004)	Warner Music Group Corp 'A'	Morgan Stanley	(240)
(4,642)	Warrior Met Coal Inc	Barclays Bank	(3,296)
(6,008)	Warrior Met Coal Inc	Goldman Sachs	(9,312)
(72,558)	Washington (REIT)	Goldman Sachs	(91,423)
2,738	Washington Federal Inc	Bank of America Merrill Lynch	4,819
29,030	Washington Federal Inc	Barclays Bank	28,159
54,027	Washington Federal Inc	Goldman Sachs	95,088
44,724	Washington Federal Inc	HSBC	67,980
6,094	Washington Federal Inc	Morgan Stanley	5,911
1,555	Washington Trust Bancorp Inc	Bank of America Merrill Lynch	4,223
13,609	Washington Trust Bancorp Inc	Barclays Bank	23,238
452	Washington Trust Bancorp Inc	Goldman Sachs	1,067

保有高	銘柄	取引相手	未実現純評価益 /(損) (米ドル)
	米国(続き)		
1,198	Washington Trust Bancorp Inc	HSBC	3,882
28,431	Washington Trust Bancorp Inc	Morgan Stanley	50,303
40,788	Waste Connections Inc	Barclays Bank	75,866
7,027	Waste Connections Inc	Goldman Sachs	6,043
16,734	Waste Connections Inc	HSBC	80,323
4,173	Waste Connections Inc	Morgan Stanley	7,762
(386)	Waste Management Inc	Bank of America Merrill Lynch	(455)
(8,918)	Waste Management Inc	Barclays Bank	(19,838)
(20,408)	Waste Management Inc	Goldman Sachs	(24,831)
(1,535)	Waste Management Inc	HSBC	(3,735)
(7,951)	Waste Management Inc	Morgan Stanley	(17,717)
1,218	Waters Corp	Bank of America Merrill Lynch	6,550
1,086	Waters Corp	Barclays Bank	7,743
1,044	Waters Corp	Goldman Sachs	7,402
2,099	Waters Corp	HSBC	23,097
57	Waters Corp	Morgan Stanley	406
(3,243)	Waterstone Financial Inc	Bank of America Merrill Lynch	(2,984)
(18,280)	Waterstone Financial Inc	Barclays Bank	(9,140)
(24,205)	Waterstone Financial Inc	Goldman Sachs	(20,022)
(12,915)	Waterstone Financial Inc	HSBC	(6,458)
(6,388)	Waterstone Financial Inc	Morgan Stanley	(3,194)
3,186	Watsco Inc	Bank of America Merrill Lynch	(19,658)
2,581	Watsco Inc	Barclays Bank	11,847
6,733	Watsco Inc	Goldman Sachs	(41,542)
4,449	Watsco Inc	HSBC	(10,677)
729	Watsco Inc	Morgan Stanley	3,346
1,403	Watts Water Technologies Inc 'A'	Bank of America Merrill Lynch	1,038
8,872	Watts Water Technologies Inc 'A'	Barclays Bank	41,081
5,409	Watts Water Technologies Inc 'A'	Goldman Sachs	3,203
1,426	Watts Water Technologies Inc 'A'	HSBC	111
371	Watts Water Technologies Inc 'A'	Morgan Stanley	1,710
(12,530)	WaVe Life Sciences Ltd	Barclays Bank	(2,506)
(3,055)	WaVe Life Sciences Ltd	Goldman Sachs	(672)
(2,953)	WaVe Life Sciences Ltd	Morgan Stanley	(591)
(2,691)	Wayfair Inc 'A'	Bank of America Merrill Lynch	(14,989)
(1,848)	Wayfair Inc 'A'	Goldman Sachs	(10,293)
(1,509)	Wayfair Inc 'A'	HSBC	9,009
3,547	Wayfair Inc 'A'	Morgan Stanley	21,850
(294)	WD-40 Co	Bank of America Merrill Lynch	(544)
(3,774)	WD-40 Co	Barclays Bank	(18,455)
(1,989)	WD-40 Co	Goldman Sachs	(3,679)
(2,903)	WD-40 Co	HSBC	20,263
(1,677)	WD-40 Co	Morgan Stanley	(8,200)
(3,569)	Weave Communications Inc	Barclays Bank	107
(6,584)	Webster Financial Corp	Bank of America Merrill Lynch	(6,675)

保有高	銘柄	取引相手	未実現純評価益 /(損) (米ドル)
	米国(続き)		
(24,766)	Webster Financial Corp	Barclays Bank	(39,378)
(47,034)	Webster Financial Corp	Goldman Sachs	(97,361)
(13,249)	Webster Financial Corp	HSBC	(16,164)
(17,784)	Webster Financial Corp	Morgan Stanley	(28,276)
(1,439)	WEC Energy Group Inc	Bank of America Merrill Lynch	(3,151)
(25,837)	WEC Energy Group Inc	Barclays Bank	1,550
8,838	WEC Energy Group Inc	Barclays Bank	(530)
(23,863)	WEC Energy Group Inc	Goldman Sachs	(52,260)
4,693	WEC Energy Group Inc	Goldman Sachs	7,957
(21,293)	WEC Energy Group Inc	HSBC	(64,305)
2,642	WEC Energy Group Inc	HSBC	(2,075)
(16,207)	WEC Energy Group Inc	Morgan Stanley	972
(4,100)	Weis Markets Inc	Barclays Bank	3,444
(7,434)	Weis Markets Inc	Goldman Sachs	53,079
(1,540)	Weis Markets Inc	HSBC	17,094
(346)	Weis Markets Inc	Morgan Stanley	563
2,127	Wells Fargo & Co	Bank of America Merrill Lynch	7,700
(9,048)	Wells Fargo & Co	Barclays Bank	(18,186)
7,748	Wells Fargo & Co	Barclays Bank	15,573
(21,975)	Wells Fargo & Co	Goldman Sachs	(79,550)
14,960	Wells Fargo & Co	Goldman Sachs	51,864
4,915	Wells Fargo & Co	HSBC	18,325
(2,826)	Welltower Inc (REIT)	Bank of America Merrill Lynch	(1,159)
(16,596)	Welltower Inc (REIT)	Barclays Bank	(25,643)
(18,988)	Welltower Inc (REIT)	Goldman Sachs	(7,940)
(22,216)	Welltower Inc (REIT)	HSBC	(48,875)
(901)	Welltower Inc (REIT)	Morgan Stanley	(1,397)
136,629	Wendy 's Co	Barclays Bank	255,496
22,898	Wendy 's Co	Goldman Sachs	25,131
93,875	Wendy 's Co	HSBC	100,181
35,982	Wendy 's Co	Morgan Stanley	67,286
57,943	Werner Enterprises Inc	Barclays Bank	15,645
5,456	Werner Enterprises Inc	Goldman Sachs	(2,073)
9,478	Werner Enterprises Inc	HSBC	(25,591)
1,602	WesBanco Inc	Bank of America Merrill Lynch	3,588
42,243	WesBanco Inc	Barclays Bank	48,579
68,860	WesBanco Inc	Goldman Sachs	153,089
25,068	WesBanco Inc	HSBC	29,145
2,005	WesBanco Inc	Morgan Stanley	2,306
286	WESCO International Inc	Bank of America Merrill Lynch	509
(678)	WESCO International Inc	Bank of America Merrill Lynch	1,759
8,749	WESCO International Inc	Barclays Bank	45,233
(333)	WESCO International Inc	Barclays Bank	(1,722)
3,730	WESCO International Inc	Goldman Sachs	6,639
(3,239)	WESCO International Inc	Goldman Sachs	(5,765)

保有高	銘柄	取引相手	未実現純評価益 /(損) (米ドル)
	米国(続き)		
9,457	WESCO International Inc	HSBC	(66,483)
(512)	WESCO International Inc	HSBC	(819)
2,147	WESCO International Inc	Morgan Stanley	11,100
(350)	WESCO International Inc	Morgan Stanley	(1,810)
(10,472)	West BanCorp Inc	Bank of America Merrill Lynch	(10,263)
(10,384)	West BanCorp Inc	Barclays Bank	(5,607)
(7,626)	West BanCorp Inc	Goldman Sachs	(7,473)
(1,689)	West BanCorp Inc	HSBC	456
(1,564)	West BanCorp Inc	Morgan Stanley	(845)
964	West Pharmaceutical Services Inc	Bank of America Merrill Lynch	11,028
2,205	West Pharmaceutical Services Inc	Barclays Bank	25,621
1,306	West Pharmaceutical Services Inc	Goldman Sachs	15,127
2,812	West Pharmaceutical Services Inc	HSBC	50,588
1,393	West Pharmaceutical Services Inc	Morgan Stanley	15,978
(11,836)	Westamerica BanCorp	Barclays Bank	(14,558)
(25,880)	Westamerica BanCorp	Goldman Sachs	(68,582)
(4,178)	Western Alliance Bancorp	Bank of America Merrill Lynch	(28,954)
(8,094)	Western Alliance Bancorp	Barclays Bank	(33,267)
(6,513)	Western Alliance Bancorp	Goldman Sachs	(40,443)
(8,741)	Western Alliance Bancorp	HSBC	(42,105)
(13,273)	Western Alliance Bancorp	Morgan Stanley	(54,552)
(19,391)	Western Asset Mortgage Capital Corp (REIT)	Bank of America Merrill Lynch	970
(24,823)	Western Asset Mortgage Capital Corp (REIT)	Goldman Sachs	1,241
5,338	Western Digital Corp	Barclays Bank	13,879
(4,148)	Western Digital Corp	Barclays Bank	(10,785)
(4,591)	Western Digital Corp	HSBC	(15,655)
(26,386)	Western New England Bancorp Inc	Bank of America Merrill Lynch	(8,180)
(5,658)	Western New England Bancorp Inc	Barclays Bank	(2,207)
(3,080)	Western New England Bancorp Inc	Goldman Sachs	(955)
113,444	Western Union Co	Barclays Bank	53,318
37,117	Western Union Co	Goldman Sachs	29,694
18,978	Western Union Co	HSBC	13,095
(21,590)	Westinghouse Air Brake Technologies Corp	Barclays Bank	(148,594)
(9,916)	Westinghouse Air Brake Technologies Corp	Goldman Sachs	(83,576)
(14,083)	Westinghouse Air Brake Technologies Corp	Morgan Stanley	(92,270)
6,762	Westlake Corp	Bank of America Merrill Lynch	10,280
5,532	Westlake Corp	Barclays Bank	46,391
13,447	Westlake Corp	Goldman Sachs	32,542
7,362	Westlake Corp	HSBC	26,215
783	Westlake Corp	Morgan Stanley	6,593
681	Westrock Co	Bank of America Merrill Lynch	2,119
54,968	Westrock Co	Barclays Bank	150,919
19,526	Westrock Co	Goldman Sachs	14,393
8,236	Westrock Co	HSBC	22,984
3,915	Westrock Co	Morgan Stanley	13,236

保有高	銘柄	取引相手	未実現純評価益 /(損) (米ドル)
	米国(続き)		
2,444	Westwood Holdings Group Inc	Goldman Sachs	(147)
(9,072)	WeWork Inc 'A'	Barclays Bank	(3,266)
(25,716)	WeWork Inc 'A'	Morgan Stanley	(9,258)
(312)	WEX Inc	Bank of America Merrill Lynch	(3,129)
(1,235)	WEX Inc	Goldman Sachs	(11,555)
(2,147)	WEX Inc	HSBC	(20,923)
(750)	WEX Inc	Morgan Stanley	(6,113)
(3,097)	Weyco Group Inc	Bank of America Merrill Lynch	1,146
(5,501)	Weyco Group Inc	Barclays Bank	(9,242)
(9,204)	Weyco Group Inc	Goldman Sachs	3,405
(37,948)	Weyerhaeuser Co (REIT)	Barclays Bank	(55,404)
(63,610)	Weyerhaeuser Co (REIT)	Goldman Sachs	(96,051)
55,604	Wheels Up Experience Inc	Barclays Bank	1,668
(298)	Whirlpool Corp	Bank of America Merrill Lynch	(2,097)
8,968	Whirlpool Corp	Barclays Bank	63,493
(3,821)	Whirlpool Corp	Barclays Bank	(27,053)
9,013	Whirlpool Corp	Goldman Sachs	270
(910)	Whirlpool Corp	Goldman Sachs	(1,348)
(949)	Whirlpool Corp	Morgan Stanley	(12,614)
(265)	White Mountains Insurance Group Ltd	Bank of America Merrill Lynch	(23,781)
(678)	White Mountains Insurance Group Ltd	Barclays Bank	(51,202)
(721)	White Mountains Insurance Group Ltd	Goldman Sachs	(64,703)
(283)	White Mountains Insurance Group Ltd	HSBC	(34,367)
(1,479)	White Mountains Insurance Group Ltd	Morgan Stanley	(111,695)
(9,137)	Whitestone (REIT)	Bank of America Merrill Lynch	(2,118)
(23,317)	Whitestone (REIT)	Barclays Bank	(10,493)
(48,723)	Whitestone (REIT)	Goldman Sachs	4,233
(48,878)	Whitestone (REIT)	HSBC	(33,726)
(7,212)	Whitestone (REIT)	Morgan Stanley	(3,245)
(4,462)	Whiting Petroleum Corp	Barclays Bank	(45,423)
(8,875)	Whiting Petroleum Corp	Goldman Sachs	(133,036)
9,643	Whole Earth Brands Inc	Bank of America Merrill Lynch	2,507
2,882	Whole Earth Brands Inc	Barclays Bank	461
10,228	Whole Earth Brands Inc	Goldman Sachs	2,659
19,370	Whole Earth Brands Inc	HSBC	10,653
39,422	Whole Earth Brands Inc	Morgan Stanley	6,308
5,248	WideOpenWest Inc	Bank of America Merrill Lynch	2,886
14,412	WideOpenWest Inc	Barclays Bank	4,612
5,985	WideOpenWest Inc	Goldman Sachs	3,292
5,685	WideOpenWest Inc	HSBC	23,780
(1,650)	Willdan Group Inc	Bank of America Merrill Lynch	(1,040)
(8,474)	Willdan Group Inc	Barclays Bank	1,356
(655)	Willdan Group Inc	Goldman Sachs	(413)
(1,757)	Willdan Group Inc	HSBC	(1,318)
(4,045)	Willdan Group Inc	Morgan Stanley	647

保有高	銘柄	取引相手	未実現純評価益 /(損) (米ドル)
	米国(続き)		
(8,780)	Williams Cos Inc	Bank of America Merrill Lynch	(16,735)
67,564	Williams Cos Inc	Barclays Bank	108,102
(11,829)	Williams Cos Inc	Barclays Bank	(18,926)
19,979	Williams Cos Inc	Goldman Sachs	43,554
(12,983)	Williams Cos Inc	Goldman Sachs	(28,303)
(17,082)	Williams Cos Inc	HSBC	(51,540)
15,758	Williams Cos Inc	Morgan Stanley	25,213
1,086	Williams-Sonoma Inc	Bank of America Merrill Lynch	6,803
795	Williams-Sonoma Inc	Barclays Bank	14,747
447	Williams-Sonoma Inc	Goldman Sachs	1,243
(344)	Williams-Sonoma Inc	Goldman Sachs	(956)
4,230	Williams-Sonoma Inc	HSBC	26,063
(1,234)	Williams-Sonoma Inc	HSBC	(3,196)
1,593	Williams-Sonoma Inc	Morgan Stanley	29,550
(2,598)	Willis Lease Finance Corp	Bank of America Merrill Lynch	(15,874)
(2,791)	Willis Lease Finance Corp	Barclays Bank	(14,764)
(1,905)	Willis Lease Finance Corp	Goldman Sachs	(11,640)
(2,548)	Willis Lease Finance Corp	HSBC	(15,339)
2,932	Willis Towers Watson Plc	Bank of America Merrill Lynch	23,485
(530)	Willis Towers Watson Plc	Bank of America Merrill Lynch	(5,639)
5,869	Willis Towers Watson Plc	Barclays Bank	48,302
(525)	Willis Towers Watson Plc	Barclays Bank	(4,321)
335	Willis Towers Watson Plc	Goldman Sachs	2,683
(1,701)	Willis Towers Watson Plc	Goldman Sachs	(11,022)
1,374	Willis Towers Watson Plc	HSBC	11,204
(565)	Willis Towers Watson Plc	HSBC	(2,537)
679	Willis Towers Watson Plc	Morgan Stanley	5,588
(988)	Willis Towers Watson Plc	Morgan Stanley	(8,131)
(81,570)	WillScot Mobile Mini Holdings Corp	Barclays Bank	(116,645)
(26,889)	WillScot Mobile Mini Holdings Corp	Goldman Sachs	(46,787)
(52,860)	WillScot Mobile Mini Holdings Corp	HSBC	(218,312)
3,358	Wingstop Inc	Bank of America Merrill Lynch	(9,974)
8,345	Wingstop Inc	Barclays Bank	40,754
7,088	Wingstop Inc	Goldman Sachs	(21,051)
7,925	Wingstop Inc	HSBC	(32,810)
327	Wingstop Inc	Morgan Stanley	1,625
(389)	Winmark Corp	Bank of America Merrill Lynch	3,771
(4,226)	Winmark Corp	Barclays Bank	(21,320)
(1,863)	Winmark Corp	Goldman Sachs	18,062
(1,285)	Winmark Corp	HSBC	25,539
13,504	Winnebago Industries Inc	Barclays Bank	36,056
6,027	Winnebago Industries Inc	HSBC	(57,377)
5,980	Wintrust Financial Corp	Bank of America Merrill Lynch	21,485
22,541	Wintrust Financial Corp	Barclays Bank	64,242
20,517	Wintrust Financial Corp	Goldman Sachs	77,349

保有高	銘柄	取引相手	未実現純評価益 /(損) (米ドル)
	米国(続き)		
19,241	Wintrust Financial Corp	HSBC	36,565
11,526	Wintrust Financial Corp	Morgan Stanley	32,849
49,949	WisdomTree Investments Inc	HSBC	29,720
1,310	Wix.com Ltd	Bank of America Merrill Lynch	(3,031)
2,026	Wix.com Ltd	Barclays Bank	(5,409)
4,241	Wix.com Ltd	Goldman Sachs	(10,264)
2,722	Wix.com Ltd	HSBC	1,028
1,178	Wix.com Ltd	Morgan Stanley	(3,145)
(11,550)	Wolfspeed Inc	Goldman Sachs	(5,775)
8,473	Wolfspeed Inc	HSBC	41,919
(39,554)	Wolverine World Wide Inc	Barclays Bank	(40,348)
(9,163)	Wolverine World Wide Inc	Goldman Sachs	(9,346)
(8,703)	Wolverine World Wide Inc	HSBC	(14,999)
(3,882)	Wolverine World Wide Inc	Morgan Stanley	(4,193)
(711)	Woodward Inc	Bank of America Merrill Lynch	(2,570)
(31,164)	Woodward Inc	Barclays Bank	(101,595)
(11,481)	Woodward Inc	Goldman Sachs	(20,056)
(8,719)	Woodward Inc	HSBC	(18,543)
(1,168)	Woodward Inc	Morgan Stanley	(3,808)
2,184	Workday Inc 'A'	Bank of America Merrill Lynch	(45,493)
4,482	Workday Inc 'A'	Barclays Bank	(47,330)
2,801	Workday Inc 'A'	Goldman Sachs	(54,610)
11,222	Workday Inc 'A'	HSBC	(235,438)
11,373	Workday Inc 'A'	Morgan Stanley	(120,099)
(76,057)	Workhorse Group Inc	Barclays Bank	(14,451)
(1,116)	Workiva Inc	Bank of America Merrill Lynch	(3,638)
11,089	Workiva Inc	Barclays Bank	15,636
(3,648)	Workiva Inc	Barclays Bank	(5,144)
(3,144)	Workiva Inc	Goldman Sachs	(10,223)
(5,675)	Workiva Inc	HSBC	(13,593)
(988)	Workiva Inc	Morgan Stanley	(1,393)
(3,127)	World Acceptance Corp	Barclays Bank	(40,682)
(237)	World Acceptance Corp	Goldman Sachs	(377)
(529)	World Acceptance Corp	HSBC	3,817
9,847	World Fuel Services Corp	Barclays Bank	2,757
19,897	World Fuel Services Corp	Goldman Sachs	14,724
7,491	World Fuel Services Corp	HSBC	14,083
(575)	World Wrestling Entertainment Inc 'A'	Bank of America Merrill Lynch	(4,704)
1,509	World Wrestling Entertainment Inc 'A'	Bank of America Merrill Lynch	12,344
(3,674)	World Wrestling Entertainment Inc 'A'	Barclays Bank	(16,680)
1,246	World Wrestling Entertainment Inc 'A'	Barclays Bank	5,657
(3,933)	World Wrestling Entertainment Inc 'A'	Goldman Sachs	(32,172)
2,420	World Wrestling Entertainment Inc 'A'	Goldman Sachs	19,796
(15,384)	World Wrestling Entertainment Inc 'A'	HSBC	(164,763)
2,724	World Wrestling Entertainment Inc 'A'	HSBC	17,257

保有高	銘柄	取引相手	未実現純評価益 /(損) (米ドル)
	米国(続き)		
(3,866)	Worthington Industries Inc	Bank of America Merrill Lynch	(7,171)
(18,888)	Worthington Industries Inc	Barclays Bank	(44,953)
(6,655)	Worthington Industries Inc	Goldman Sachs	(13,044)
(7,703)	Worthington Industries Inc	HSBC	(15,589)
(2,093)	Worthington Industries Inc	Morgan Stanley	(4,981)
(786)	Wound Management Technologies Inc	Bank of America Merrill Lynch	817
(859)	Wound Management Technologies Inc	Barclays Bank	2,062
(32,716)	WP Carey Inc (REIT)	Bank of America Merrill Lynch	(95,911)
(43,124)	WP Carey Inc (REIT)	Barclays Bank	(122,902)
(21,348)	WP Carey Inc (REIT)	Goldman Sachs	(65,689)
(35,186)	WP Carey Inc (REIT)	HSBC	(258,422)
(6,191)	WP Carey Inc (REIT)	Morgan Stanley	(17,892)
(9,715)	WSFS Financial Corp	Bank of America Merrill Lynch	(29,259)
(4,649)	WSFS Financial Corp	Barclays Bank	(6,515)
(5,494)	WSFS Financial Corp	Goldman Sachs	(23,734)
(5,013)	WSFS Financial Corp	HSBC	(13,468)
(2,738)	WSFS Financial Corp	Morgan Stanley	(2,130)
1,117	WW Grainger Inc	Bank of America Merrill Lynch	10,645
423	WW Grainger Inc	Barclays Bank	6,933
5,707	WW Grainger Inc	Goldman Sachs	54,388
6,389	WW Grainger Inc	HSBC	43,531
1,232	WW Grainger Inc	Morgan Stanley	20,192
15,682	WW International Inc	Bank of America Merrill Lynch	2,208
25,567	WW International Inc	Barclays Bank	13,518
13,757	WW International Inc	Goldman Sachs	(4,815)
8,389	WW International Inc	HSBC	(5,511)
15,250	WW International Inc	Morgan Stanley	9,284
9,578	Wyndham Hotels & Resorts Inc	Barclays Bank	50,093
(2,356)	Wyndham Hotels & Resorts Inc	Barclays Bank	(12,322)
20,855	Wyndham Hotels & Resorts Inc	Goldman Sachs	84,046
(1,624)	Wyndham Hotels & Resorts Inc	Goldman Sachs	(3,692)
(4,746)	Wyndham Hotels & Resorts Inc	HSBC	(22,888)
24,024	Wyndham Hotels & Resorts Inc	Morgan Stanley	125,646
(2,700)	Wyndham Hotels & Resorts Inc	Morgan Stanley	(14,121)
(664)	Wynn Resorts Ltd	Bank of America Merrill Lynch	(4,992)
6,813	Wynn Resorts Ltd	Barclays Bank	25,004
(5,538)	Wynn Resorts Ltd	Barclays Bank	(20,324)
4,995	X4 Pharmaceuticals Inc	Bank of America Merrill Lynch	-
7,804	X4 Pharmaceuticals Inc	Barclays Bank	(624)
9,905	X4 Pharmaceuticals Inc	Goldman Sachs	-
3,287	X4 Pharmaceuticals Inc	HSBC	625
5,257	X4 Pharmaceuticals Inc	Morgan Stanley	(421)
(21,459)	XBioTech Inc	Barclays Bank	4,936
(1,759)	XBioTech Inc	HSBC	1,390
2,767	Xcel Energy Inc	Bank of America Merrill Lynch	775

保有高	銘柄	取引相手	未実現純評価益 /(損) (米ドル)
	米国(続き)		
9,005	Xcel Energy Inc	Barclays Bank	2,161
(33,969)	Xcel Energy Inc	Barclays Bank	(8,153)
19,323	Xcel Energy Inc	Goldman Sachs	2,817
(14,429)	Xcel Energy Inc	Goldman Sachs	(4,040)
449	Xcel Energy Inc	HSBC	656
10,811	Xcel Energy Inc	Morgan Stanley	2,595
(9,234)	Xcel Energy Inc	Morgan Stanley	(2,216)
(2,106)	Xencor Inc	Bank of America Merrill Lynch	3,201
(7,671)	Xencor Inc	Barclays Bank	4,986
(6,369)	Xencor Inc	Goldman Sachs	9,681
(6,684)	Xencor Inc	HSBC	17,044
(8,767)	Xencor Inc	Morgan Stanley	5,699
(44,394)	Xenia Hotels & Resorts Inc (REIT)	Barclays Bank	(30,632)
(84,321)	Xenia Hotels & Resorts Inc (REIT)	Goldman Sachs	25,296
(20,734)	Xenia Hotels & Resorts Inc (REIT)	HSBC	(14,928)
21,788	Xeris Biopharma Holdings Inc	Barclays Bank	1,961
4,938	Xeris Biopharma Holdings Inc	Goldman Sachs	247
10,871	Xeris Biopharma Holdings Inc	HSBC	4,566
12,628	Xeris Biopharma Holdings Inc	Morgan Stanley	1,137
13,193	Xerox Holdings Corp	Bank of America Merrill Lynch	10,818
(7,181)	Xerox Holdings Corp	Bank of America Merrill Lynch	(5,888)
8,856	Xerox Holdings Corp	Barclays Bank	7,793
(13,635)	Xerox Holdings Corp	Barclays Bank	(11,999)
21,994	Xerox Holdings Corp	Goldman Sachs	18,035
32,227	Xerox Holdings Corp	HSBC	35,450
(28,876)	Xerox Holdings Corp	HSBC	(31,764)
26,941	Xerox Holdings Corp	Morgan Stanley	23,708
(61,797)	XL Fleet Corp	Bank of America Merrill Lynch	1,854
(20,901)	XL Fleet Corp	Goldman Sachs	627
(20,536)	XOMA Corp	Barclays Bank	(24,232)
(2,931)	XOMA Corp	Morgan Stanley	(3,459)
(2,074)	Xometry Inc 'A'	Goldman Sachs	(8,275)
(7,287)	Xometry Inc 'A'	HSBC	(18,430)
(938)	Xometry Inc 'A'	Morgan Stanley	(2,908)
43,210	Xos Inc	Goldman Sachs	19,444
(4,678)	XPEL Inc	Bank of America Merrill Lynch	(16,233)
(4,325)	XPEL Inc	Barclays Bank	(3,806)
(1,247)	XPEL Inc	Goldman Sachs	(4,327)
(3,859)	XPEL Inc	HSBC	(30,911)
2,770	XPO Logistics Inc	Bank of America Merrill Lynch	4,210
12,685	XPO Logistics Inc	Barclays Bank	38,309
(10,041)	XPO Logistics Inc	Goldman Sachs	(15,262)
3,752	XPO Logistics Inc	Goldman Sachs	3,607
(4,515)	XPO Logistics Inc	HSBC	(7,043)
7,668	XPO Logistics Inc	HSBC	11,962

保有高	銘柄	取引相手	未実現純評価益 /(損) (米ドル)
	米国(続き)		
6,054	XPO Logistics Inc	Morgan Stanley	20,404
(1,613)	Xponential Fitness Inc 'A'	Bank of America Merrill Lynch	(5,758)
(6,847)	Xponential Fitness Inc 'A'	HSBC	(15,200)
(2,842)	XRAY-TWOLF HoldCo Corp	Bank of America Merrill Lynch	(682)
(34,773)	XRAY-TWOLF HoldCo Corp	Barclays Bank	5,564
(18,513)	XRAY-TWOLF HoldCo Corp	Goldman Sachs	(4,443)
(28,006)	XRAY-TWOLF HoldCo Corp	HSBC	(22,405)
(17,734)	XRAY-TWOLF HoldCo Corp	Morgan Stanley	2,837
1,046	Xylem Inc	Bank of America Merrill Lynch	2,234
(1,984)	Xylem Inc	Bank of America Merrill Lynch	(4,682)
10,246	Xylem Inc	Barclays Bank	29,679
(3,158)	Xylem Inc	Barclays Bank	(9,285)
11,743	Xylem Inc	Goldman Sachs	32,187
(18,105)	Xylem Inc	Goldman Sachs	(46,123)
2,425	Xylem Inc	HSBC	402
(499)	Xylem Inc	HSBC	752
5,770	Xylem Inc	Morgan Stanley	14,004
(5,546)	Xylem Inc	Morgan Stanley	(17,017)
(36,934)	Yellow Corp	Barclays Bank	(3,693)
(4,795)	Yellow Corp	Goldman Sachs	(1,247)
1,896	Yelp Inc	Bank of America Merrill Lynch	797
13,815	Yelp Inc	Barclays Bank	19,656
24,881	Yelp Inc	Goldman Sachs	13,187
21,894	Yelp Inc	HSBC	11,402
10,313	Yelp Inc	Morgan Stanley	13,923
(8,143)	YETI Holdings Inc	Bank of America Merrill Lynch	13,517
339	YETI Holdings Inc	Bank of America Merrill Lynch	(563)
(5,122)	YETI Holdings Inc	Barclays Bank	(7,683)
(3,701)	YETI Holdings Inc	Goldman Sachs	4,457
7,713	YETI Holdings Inc	Goldman Sachs	(12,804)
(6,240)	YETI Holdings Inc	HSBC	(1,647)
2,243	YETI Holdings Inc	HSBC	243
1,064	YETI Holdings Inc	Morgan Stanley	1,596
7,525	Yext Inc	Bank of America Merrill Lynch	323
98,322	Yext Inc	Barclays Bank	7,762
38,288	Yext Inc	Goldman Sachs	(766)
15,066	Yext Inc	HSBC	(3,013)
(8,988)	Y-mAbs Therapeutics Inc	Barclays Bank	(13,931)
(20,498)	York Water Co	Barclays Bank	4,510
(8,360)	York Water Co	Goldman Sachs	(3,177)
(14,747)	Yum China Holdings Inc	Barclays Bank	(61,495)
2,374	Yum China Holdings Inc	Barclays Bank	9,900
1,865	Yum China Holdings Inc	Goldman Sachs	11,690
5,301	Yum China Holdings Inc	HSBC	39,877
(17,625)	Yum China Holdings Inc	Morgan Stanley	(73,496)

保有高	銘柄	取引相手	未実現純評価益 /(損) (米ドル)
	米国(続き)		
3,604	Yum! Brands Inc	Bank of America Merrill Lynch	27,030
6,186	Yum! Brands Inc	Barclays Bank	36,250
21,002	Yum! Brands Inc	Goldman Sachs	157,515
18,415	Yum! Brands Inc	HSBC	176,416
7,813	Yum! Brands Inc	Morgan Stanley	45,784
(25,209)	ZAGG Inc*	Bank of America Merrill Lynch	(2,244)
(18,879)	ZAGG Inc*	Goldman Sachs	-
(10,414)	ZAGG Inc*	HSBC	(937)
339	Zebra Technologies Corp 'A'	Bank of America Merrill Lynch	1,481
301	Zebra Technologies Corp 'A'	Barclays Bank	295
(751)	Zebra Technologies Corp 'A'	Barclays Bank	(736)
3,350	Zebra Technologies Corp 'A'	Goldman Sachs	21,373
(146)	Zebra Technologies Corp 'A'	Goldman Sachs	(931)
76	Zebra Technologies Corp 'A'	HSBC	194
105	Zebra Technologies Corp 'A'	Morgan Stanley	103
(437)	Zebra Technologies Corp 'A'	Morgan Stanley	(428)
1,194	Zendesk Inc	Bank of America Merrill Lynch	7,176
(1,399)	Zendesk Inc	Goldman Sachs	5,596
536	Zendesk Inc	Goldman Sachs	(1,791)
(3,731)	Zendesk Inc	HSBC	16,789
2,275	Zendesk Inc	Morgan Stanley	(5,665)
(333)	Zentalis Pharmaceuticals LLC	Bank of America Merrill Lynch	200
(4,330)	Zentalis Pharmaceuticals LLC	Barclays Bank	(10,349)
(1,171)	Zentalis Pharmaceuticals LLC	Goldman Sachs	703
(3,636)	Zentalis Pharmaceuticals LLC	HSBC	(15,962)
(1,328)	Zentalis Pharmaceuticals LLC	Morgan Stanley	(3,174)
(11,396)	Zeta Global Holdings Corp 'A'	Bank of America Merrill Lynch	(456)
(12,216)	Zeta Global Holdings Corp 'A'	Barclays Bank	-
(2,017)	Zeta Global Holdings Corp 'A'	Goldman Sachs	(81)
4,443	Zevia PBC 'A'	Barclays Bank	355
5,210	Zevia PBC 'A'	Goldman Sachs	104
8,919	Zevia PBC 'A'	HSBC	(3,835)
1,867	Zevia PBC 'A'	Morgan Stanley	149
15,590	Ziff Davis Inc	Barclays Bank	(21,395)
5,275	Ziff Davis Inc	Goldman Sachs	(12,871)
7,700	Ziff Davis Inc	HSBC	(20,271)
1,589	Ziff Davis Inc	Morgan Stanley	(2,368)
1,652	Zillow Group Inc 'C'	Bank of America Merrill Lynch	1,123
(2,802)	Zillow Group Inc 'C'	Bank of America Merrill Lynch	(7,610)
482	Zillow Group Inc 'C'	Barclays Bank	(578)
2,415	Zillow Group Inc 'C'	Goldman Sachs	5,416
(1,507)	Zillow Group Inc 'C'	Goldman Sachs	2,792
1,202	Zillow Group Inc 'C'	HSBC	(964)
(2,280)	Zillow Group Inc 'C'	HSBC	(10,835)
(2,708)	Zillow Group Inc 'C'	Morgan Stanley	3,250

保有高	銘柄	取引相手	未実現純評価益 /(損) (米ドル)
	米国(続き)		
(8,407)	Zimmer Biomet Holdings Inc	Bank of America Merrill Lynch	(36,150)
(24,619)	Zimmer Biomet Holdings Inc	Barclays Bank	34,713
(10,664)	Zimmer Biomet Holdings Inc	Goldman Sachs	(45,855)
(1,421)	Zimmer Biomet Holdings Inc	HSBC	(6,281)
4,414	Zimvie Inc	Bank of America Merrill Lynch	(6,356)
2,112	Zimvie Inc	Barclays Bank	(3,696)
15,035	Zimvie Inc	Goldman Sachs	(21,650)
6,207	Zimvie Inc	HSBC	12,787
1,027	Zimvie Inc	Morgan Stanley	(1,797)
23,303	Zions Bancorp NA	Barclays Bank	44,275
10,116	Zions Bancorp NA	Goldman Sachs	33,079
34,169	Zions Bancorp NA	Morgan Stanley	64,921
6,245	Zoetis Inc	Barclays Bank	43,591
30,458	Zoetis Inc	Goldman Sachs	136,452
9,377	Zoetis Inc	HSBC	72,545
9,639	Zoetis Inc	Morgan Stanley	67,281
(5,232)	Zoom Video Communications Inc 'A'	Bank of America Merrill Lynch	(99,617)
(1,774)	Zoom Video Communications Inc 'A'	Barclays Bank	(33,050)
(15,041)	Zoom Video Communications Inc 'A'	Goldman Sachs	(284,959)
(9,136)	ZoomInfo Technologies Inc	Bank of America Merrill Lynch	18,363
(6,377)	ZoomInfo Technologies Inc	Barclays Bank	(11,989)
(7,913)	ZoomInfo Technologies Inc	Goldman Sachs	15,905
(15,697)	ZoomInfo Technologies Inc	HSBC	10,181
(5,334)	ZoomInfo Technologies Inc	Morgan Stanley	(11,721)
(17,339)	Zovio Inc	Barclays Bank	(607)
(26,573)	Zovio Inc	Morgan Stanley	(930)
411	Zscaler Inc	Bank of America Merrill Lynch	11,623
2,368	Zscaler Inc	Barclays Bank	44,542
(577)	Zscaler Inc	Barclays Bank	(10,853)
708	Zscaler Inc	Goldman Sachs	13,112
(3,380)	Zscaler Inc	Goldman Sachs	(60,896)
1,026	Zscaler Inc	HSBC	3,627
63	Zscaler Inc	Morgan Stanley	1,185
(3,316)	Zumiez Inc	Bank of America Merrill Lynch	5,339
(12,830)	Zumiez Inc	Barclays Bank	(17,932)
(2,215)	Zumiez Inc	Goldman Sachs	3,566
(7,605)	Zumiez Inc	HSBC	14,069
15,917	Zuora Inc 'A'	Bank of America Merrill Lynch	478
30,793	Zuora Inc 'A'	Barclays Bank	9,546
15,746	Zuora Inc 'A'	Goldman Sachs	185
30,585	Zuora Inc 'A'	HSBC	10,300
11,056	Zurn Water Solutions Corp	Bank of America Merrill Lynch	17,503
(32,185)	Zurn Water Solutions Corp	Barclays Bank	(58,577)
2,102	Zurn Water Solutions Corp	Barclays Bank	3,826
(42,081)	Zurn Water Solutions Corp	Goldman Sachs	(47,130)

保有高	銘柄	取引相手	未実現純評価益 /(損) (米ドル)
	米国(続き)		
11,781	Zurn Water Solutions Corp	Goldman Sachs	13,910
8,279	Zurn Water Solutions Corp	HSBC	7,678
4,497	Zurn Water Solutions Corp	Morgan Stanley	5,950
(10,702)	Zymergen Inc	HSBC	1,017
(10,617)	Zynerba Pharmaceuticals Inc	Barclays Bank	319
(2,515)	Zynerba Pharmaceuticals Inc	Goldman Sachs	(101)
(11,987)	Zynerba Pharmaceuticals Inc	HSBC	2,038
5,183	Zynex Inc	Barclays Bank	(933)
19,030	Zynex Inc	Goldman Sachs	7,993
9,961	Zynex Inc	HSBC	11,256
7,038	Zynex Inc	Morgan Stanley	(1,267)
			<u>(1,976,959)</u>
合計(基礎となるエクスポージャー総額 - 5,937,221,734米ドル)			<u>(1,977,283)</u>

* 注記2(a)に記載のとおり、公正価値調整の対象である有価証券。

0.5ユーロ金額は端数切捨てにより0と表示されている。

添付の注記は、これらの財務書類の不可分の一部である。

通貨	買予約	通貨	売予約	取引相手	期日	未実現純評価益/ (損) (米ドル)
デリバティブ金融商品						
未決済先渡為替予約						
ヘッジを使用したスイス・フラン建投資証券クラス						
CHF	236,618	USD	241,053	State Street Bank & Trust Company	15/6/2022	5,715
USD	20,445	CHF	20,124	State Street Bank & Trust Company	15/6/2022	(543)
						5,172
ヘッジを使用したユーロ建投資証券クラス						
EUR	307,667,334	USD	326,210,457	State Street Bank & Trust Company	15/6/2022	3,577,258
USD	28,812,926	EUR	27,275,372	State Street Bank & Trust Company	15/6/2022	(423,466)
						3,153,792
ヘッジを使用した英ポンド建投資証券クラス						
GBP	16,905	USD	20,918	State Street Bank & Trust Company	15/6/2022	363
USD	1,717	GBP	1,390	State Street Bank & Trust Company	15/6/2022	(32)
						331
ヘッジを使用した日本円建投資証券クラス						
JPY	36,665,238,966	USD	281,968,148	State Street Bank & Trust Company	15/6/2022	2,905,089
USD	7,526,329	JPY	965,984,322	State Street Bank & Trust Company	15/6/2022	21,044
						2,926,133
ヘッジを使用したスウェーデン・クローネ建投資証券クラス						
SEK	786,962,452	USD	79,604,932	State Street Bank & Trust Company	15/6/2022	553,052
USD	6,663,972	SEK	66,225,904	State Street Bank & Trust Company	15/6/2022	(81,628)
						471,424
合計(基礎となるエクスポージャー総額 - 738,597,000米ドル)						6,556,852

添付の注記は、これらの財務書類の不可分の一部である。

業種別内訳 2022年5月31日現在

	純資産比率 (%)
金融	85.25
政府	7.93
資本財	3.42
消費財、循環型	2.59
多角化事業	0.19
消費財、非循環型	0.17
技術	0.11
コミュニケーション	0.01
エネルギー	0.01
投資有価証券 - 時価	99.68
その他の純資産	0.32
	100.00

添付の注記は、これらの財務書類の不可分の一部である。

ブラックロック・ICS・USTレジャリー・ファンド

要約損益計算書（未監査）

2022年3月31日に終了した会計期間

	注記	2022年3月31日に 終了した会計期間	2021年3月31日に 終了した会計期間
		千米ドル	千米ドル
営業収益		10,338	17,247
金融商品に係る純利益		60	136
投資収益合計		10,398	17,383
営業費用		(7,431)	(8,829)
金融資産のネガティブ・イールド		-	(6,369)
純営業利益		2,967	2,185
財務費用：			
償還可能投資証券保有者への分配金	5	(2,866)	(2,149)
財務費用合計		(2,866)	(2,149)
純利益		101	36
償還可能投資証券保有者に帰属する純資産の増加		101	36

本要約損益計算書に計上された損益以外で当会計期間に認識された損益はない。

添付の注記は、これらの財務書類の不可分の一部である。

ブラックロック・ICS・USTレジャリー・ファンド

償還可能投資証券保有者に帰属する要約純資産変動計算書（未監査）

2022年3月31日に終了した会計期間

	2022年3月31日に 終了した会計期間	2021年3月31日に 終了した会計期間
	千米ドル	千米ドル
期首純資産	17,759,497	21,281,310
償還可能投資証券保有者に帰属する純資産の増加	101	36
投資証券取引：		
償還可能投資証券の発行	80,956,417	79,180,133
償還可能投資証券の買戻	(78,939,310)	(81,314,431)
分配金再投資額	336	1,839
投資証券取引による純資産の増加 / (減少)	2,017,443	(2,132,459)
期末純資産	19,777,041	19,148,887

添付の注記は、これらの財務書類の不可分の一部である。

ブラックロック・ICS・USTレジャー・ファンド

要約貸借対照表（未監査）

2022年3月31日現在

	注記	2022年3月31日現在	2021年9月30日現在
		千米ドル	千米ドル
流動資産			
現金		833,301	1,055,979
未収金		43,763	1,045
損益を通じて公正価値で測定する金融資産	4	19,080,243	17,908,428
流動資産合計		19,957,307	18,965,452
流動負債			
未払金		180,266	1,205,955
流動負債合計		180,266	1,205,955
償還可能投資証券保有者に帰属する純資産	8	19,777,041	17,759,497

添付の注記は、これらの財務書類の不可分の一部である。

ブラックロック・ICS・USTレジャリー・ファンド

投資有価証券明細表 2022年3月31日現在(未監査)

保有高	通貨	銘柄	公正価値 (千米ドル)	純資産比率 (%)
債券				
国債(2021年9月30日:34.78%)				
米国(2021年9月30日:34.78%)				
237,670,000	USD	US Cash Management Bill, 0.00%, 07/06/2022	237,520	1.20
359,110,000	USD	US Cash Management Bill, 0.00%, 14/06/2022	358,807	1.81
786,540,000	USD	US Cash Management Bill, 0.00%, 28/06/2022	785,464	3.97
29,310,000	USD	US Cash Management Bill, 0.00%, 05/07/2022	29,271	0.15
116,340,000	USD	US Cash Management Bill, 0.00%, 02/08/2022	116,033	0.59
4,485,000	USD	US Treasury, 0.13%, 30/04/2022	4,485	0.02
140,000,000	USD	US Treasury, 1.75%, 30/04/2022	140,167	0.71
200,000,000	USD	US Treasury, 1.88%, 30/04/2022	200,258	1.01
18,565,000	USD	US Treasury, 2.13%, 16/05/2022	18,612	0.09
100,000,000	USD	US Treasury, 1.88%, 31/05/2022	100,296	0.51
14,735,000	USD	US Treasury, 0.13%, 30/06/2022	14,737	0.07
12,000,000	USD	US Treasury, 0.13%, 01/08/2022	12,001	0.06
127,635,000	USD	US Treasury, 2.00%, 30/11/2022	128,562	0.65
59,000,000	USD	US Treasury, 1.63%, 15/12/2022	59,113	0.30
31,465,000	USD	US Treasury, 2.13%, 31/12/2022	31,729	0.16
15,470,000	USD	US Treasury, 1.50%, 28/02/2023	15,514	0.08
18,880,000	USD	US Treasury, 1.50%, 31/03/2023	18,950	0.10
40,550,000	USD	US Treasury, 2.50%, 31/03/2023	41,091	0.21
175,000,000	USD	US Treasury, FRN, 0.72%, 30/04/2022	175,015	0.88
100,000,000	USD	US Treasury Bill, 0.00%, 12/04/2022	99,994	0.51
185,000,000	USD	US Treasury Bill, 0.00%, 14/04/2022	184,985	0.93
87,000,000	USD	US Treasury Bill, 0.00%, 19/04/2022	86,990	0.44
10,332,900	USD	US Treasury Bill, 0.00%, 10/05/2022	10,330	0.05
55,125,000	USD	US Treasury Bill, 0.00%, 17/05/2022	55,105	0.28
169,930,000	USD	US Treasury Bill, 0.00%, 31/05/2022	169,844	0.86
1,177,455,000	USD	US Treasury Bill, 0.00%, 16/06/2022	1,176,642	5.95
88,425,000	USD	US Treasury Bill, 0.00%, 23/06/2022	88,393	0.45
87,200,000	USD	US Treasury Bill, 0.00%, 30/06/2022	87,069	0.44
107,990,000	USD	US Treasury Bill, 0.00%, 07/07/2022	107,892	0.55
42,945,000	USD	US Treasury Bill, 0.00%, 28/07/2022	42,892	0.22
48,425,000	USD	US Treasury Bill, 0.00%, 18/08/2022	48,281	0.24
135,090,000	USD	US Treasury Bill, 0.00%, 01/09/2022	134,705	0.68
654,925,000	USD	US Treasury Bill, 0.00%, 08/09/2022	652,974	3.30
112,370,000	USD	US Treasury Bill, 0.00%, 15/09/2022	111,943	0.57
132,690,000	USD	US Treasury Bill, 0.00%, 22/09/2022	132,132	0.67
282,720,000	USD	US Treasury Bill, 0.00%, 29/09/2022	281,228	1.42
300,550,200	USD	US Treasury Bill, 0.00%, 03/11/2022	300,262	1.52
20,625,000	USD	US Treasury Bill, 0.00%, 29/12/2022	20,564	0.10
80,895,000	USD	US Treasury Bill, 0.00%, 26/01/2023	80,470	0.41
309,250,000	USD	US Treasury Bill, 0.00%, 23/02/2023	306,068	1.55

保有高	通貨	銘柄	公正価値 (千円)	純資産比率 (%)
		米国(2021年9月30日:34.78%)(続き)		
200,000,000	USD	US Treasury Bill, 0.00%, 23/03/2023	196,855	0.99
		米国合計	6,863,243	34.70
		国債に対する投資合計	6,863,243	34.70
		債券に対する投資合計	6,863,243	34.70

保有高	通貨	取引相手	金利	期日	公正価値 (千円)	純資産比率 (%)
		リバースレポ取引 ¹ (2021年9月30日:66.06%)				
		米国(2021年9月30日:66.06%)				
1,600,000,000	USD	Barclays Capital, Inc.	0.30%	01/04/2022	1,600,000	8.09
2,250,000,000	USD	BNP Paribas SA	0.29%	01/04/2022	2,250,000	11.38
100,000,000	USD	BNP Paribas SA	0.29%	01/04/2022	100,000	0.51
1,060,000,000	USD	BofA Securities, Inc.	0.27%	01/04/2022	1,060,000	5.36
150,000,000	USD	BofA Securities, Inc.	0.27%	01/04/2022	150,000	0.76
1,125,000,000	USD	Citigroup Global Markets, Inc.	0.30%	01/04/2022	1,125,000	5.69
77,000,000	USD	Citigroup Global Markets, Inc.	0.30%	01/04/2022	77,000	0.39
190,000,000	USD	Credit Agricole Corporate and Investment Bank	0.30%	01/04/2022	190,000	0.96
150,000,000	USD	Credit Agricole Corporate and Investment Bank	0.30%	01/04/2022	150,000	0.76
990,000,000	USD	Credit Suisse AG	0.30%	01/04/2022	990,000	5.01
733,455,882	USD	Fixed Income Clearing Corp. JPM	0.30%	01/04/2022	733,456	3.71
526,409,314	USD	Fixed Income Clearing Corp. JPM	0.30%	01/04/2022	526,409	2.66
524,802,196	USD	Fixed Income Clearing Corp. JPM	0.30%	01/04/2022	524,802	2.65
489,583,333	USD	Fixed Income Clearing Corp. JPM	0.30%	01/04/2022	489,583	2.47
175,749,485	USD	Fixed Income Clearing Corp. JPM	0.30%	01/04/2022	175,750	0.89
1,445,000,000	USD	Societe Generale SA	0.30%	01/04/2022	1,445,000	7.31
630,000,000	USD	TD Securities (USA) LLC	0.28%	01/04/2022	630,000	3.18
		米国合計			12,217,000	61.78
		リバースレポ取引に対する投資合計			12,217,000	61.78
		損益を通じて公正価値で測定する金融資産合計			19,080,243	96.48
		現金			833,301	4.21
		その他の資産および負債			(136,503)	(0.69)
		償還可能投資証券保有者に帰属する純資産			19,777,041	100.00

資産合計額の内訳	資産合計に 対する割合 (%)
公認の証券取引所に上場されている譲渡可能な有価証券合計	3.94
その他の規制市場で取引されている譲渡可能な有価証券	91.67
その他の資産	4.39
資産合計	100.00

¹ 担保として保有する有価証券は12,415,564,000米ドルであった。

2【ファンドの現況】

【純資産額計算書】(2022年12月末現在)

「ブラックロック・アメリカ大陸ロング・ショート・ファンド(ダイワ投資一任専用)」

資産総額	2,882,504,609円
負債総額	2,339,027円
純資産総額(-)	2,880,165,582円
発行済数量	2,698,309,391口
1 単位当たり純資産額(/)	1.0674円

(参考情報)

「アメリカズ・ロングショート・マザーファンド」

資産総額	2,882,578,149円
負債総額	0円
純資産総額(-)	2,882,578,149円
発行済数量	2,043,170,265口
1 単位当たり純資産額(/)	1.4108円

第4【内国投資信託受益証券事務の概要】

- 1 受益証券の名義書換え等
該当事項はありません。
- 2 受益者名簿の閉鎖の時期
受益者名簿は作成していません。
- 3 投資者に対する特典
該当事項はありません。
- 4 内国投資信託受益証券の譲渡制限の内容
ファンド受益証券の譲渡制限は設けておりません。
- 5 受益証券の再発行
投資者は、委託会社がやむを得ない事情等により受益証券を発行する場合を除き、無記名式受益証券から記名式受益証券への変更の請求、記名式受益証券から無記名式受益証券への変更の請求、受益証券の再発行の請求を行なわないものとします。
- 6 受益権の譲渡
投資者は、その保有する受益権を譲渡する場合には、当該投資者の譲渡の対象とする受益権が記載または記録されている振替口座簿に係る振替機関等に振替の申請をするものとします。
申請のある場合には、の振替機関等は、当該譲渡に係る譲渡人の保有する受益権の口数の減少および譲受人の保有する受益権の口数の増加につき、その備える振替口座簿に記載または記録するものとします。ただし、の振替機関等が振替先口座を開設したものでない場合には、譲受人の振替先口座を開設した他の振替機関等（当該他の振替機関等の上位機関を含みます。）に社振法の規定にしたがい、譲受人の振替先口座に受益権の口数の増加の記載または記録が行なわれるよう通知するものとします。
の振替について、委託会社は、当該投資者の譲渡の対象とする受益権が記載または記録されている振替口座簿に係る振替機関等と譲受人の振替先口座を開設した振替機関等が異なる場合等において、委託会社が必要と認めたときまたはやむをえない事情があると判断したときは、振替停止日や振替停止期間を設けることができます。
- 7 受益権の譲渡の対抗要件
受益権の譲渡は、振替口座簿への記載または記録によらなければ、委託会社および受託会社に対抗することができません。
- 8 受益権の再分割
委託会社は、受益権の再分割を行ないません。ただし、受託会社と協議のうえ、社振法に定めるところにしたがい、一定日現在の受益権を均等に再分割できるものとします。
- 9 償還金
償還金は、償還日において振替機関等の振替口座簿に記載または記録されている投資者（償還日以前において換金が行なわれた受益権に係る投資者を除きます。また、当該償還日以前に設定された受益権で購入代金支払前のため販売会社の名義で記載または記録されている受益権については原則として投資者とします。）に支払います。なお、当該投資者は、その口座が開設されている振替機関等に対して委託会社がこの信託の償還をするのと引き換えに、当該償還に係る受益権の口数と同口数の抹消の申請を行なうものとし、社振法の規定にしたがい当該振替機関等の口座において当該口数の減少の記載または記録が行なわれます。また、受益証券を保有している投資者に対しては、償還金は、信託終了日後1ヵ月以内の委託会社の指定する日から受益証券と引き換えに当該投資者に支払います。

10 質権口記載または記録の受益権の取り扱いについて

振替機関等の振替口座簿の質権口に記載または記録されている受益権にかかる収益分配金の支払い、換金の申込の受付け、換金代金および償還金の支払い等については、約款の規定によるほか、民法その他の法令等にしがって取り扱われます。

第三部【委託会社等の情報】

第1【委託会社等の概況】

1【委託会社等の概況】

(1) 資本金の額等

資本金 3,120百万円

発行する株式の総数 36,000株

発行済株式の総数 15,000株

直近5カ年における主な資本金の額の増減 該当事項はありません。

(2) 委託会社の機構

経営の意思決定機構

<株主総会>

株主により構成される会社における最高の意思決定機関として、取締役の選任、利益処分の承認、定款の変更等、会社法および定款の定めにしたがって重要事項の決定を行いません。

<取締役会>

取締役により構成され、当社の業務執行を決定し、その執行について監督します。

<エグゼクティブ委員会他各委員会>

当社における適切な経営戦略の構築、業務執行体制の構築および業務運営の推進を目的として、エグゼクティブ委員会を設置します。また、その他各種委員会を設置し、業務の能率的運営および責任体制の確立を図っています。

運用の意思決定機構

投資委員会

・投資委員会にて運用にかかる投資方針、パフォーマンスおよびリスク管理に関する重要事項を審議します。

運用担当部署

・各運用担当部署では、投資委員会の決定にしたがい、ファンドの個別の運用計画を策定し、各部署の投資プロセスを通して運用を行いません。

ポートフォリオ・マネジャー

・ポートフォリオ・マネジャーは、策定された運用計画に基づき、個別銘柄を選択し売買に関する指図を行いません。

リスク管理

・委託会社ではリスク管理を重視しており、独自開発のシステムを用いてリスク管理を行なっております。具体的には、運用担当部門から独立したリスク管理担当部門においてファンドの投資リスクおよび流動性リスクの計測・分析、投資・流動性制限のモニタリングなどを行なうことにより、ファンドの投資リスク（流動性リスクを含む）が運用方針に合致していることを確認し、その結果を運用担当部門にフィードバックするほか、社内関係者で共有しております。また、委託会社の業務に関するリスクについて社内規程を定めて管理を行なっております。

2【事業の内容及び営業の概況】

投信法に定める投資信託委託会社である委託会社は、証券投資信託の設定を行なうとともに金融商品取引法に定める金融商品取引業者としてその運用（投資運用業）を行なっています。また、金融商品取引法に定める投資助言業務、第一種金融商品取引業務および第二種金融商品取引業務等を行なっています。

委託会社の運用する証券投資信託は2022年12月末現在、以下の通りです(親投資信託を除きます。)

種類	本数(本)	純資産総額(百万円)
追加型株式投資信託	185	10,068,816
単位型株式投資信託	72	439,126
合計	257	10,507,941

3【委託会社等の経理状況】

1．財務諸表の作成方法について

委託会社であるブラックロック・ジャパン株式会社(以下「当社」という。)の財務諸表は、「財務諸表等の用語、様式及び作成方法に関する規則」(1963年大蔵省令第59号。)第2条及び「金融商品取引業等に関する内閣府令」(2007年8月6日内閣府令第52号。)に基づいて作成しております。

2．監査証明について

当社は、金融商品取引法第193条の2第1項の規定に基づき、第35期事業年度(自2021年1月1日 至2021年12月31日)の財務諸表について有限責任監査法人トーマツによる監査を受けております。

3．財務諸表に記載している金額については、百万円未満の端数を切り捨てて表示しております。

(1)【貸借対照表】

(単位：百万円)

	第34期 (2020年12月31日現在)	第35期 (2021年12月31日現在)
資産の部		
流動資産		
現金・預金	17,786	17,813
立替金	29	16
前払費用	190	223
未収入金	2	527
未収委託者報酬	1,756	2,017
未収運用受託報酬	2,166	2,244
未収収益	2	981
その他流動資産	0	2
流動資産計	22,805	23,827
固定資産		
有形固定資産		
建物附属設備	1	789
器具備品	1	575
有形固定資産計	1,482	1,364
無形固定資産		
ソフトウェア	6	10
無形固定資産計	6	10
投資その他の資産		
投資有価証券	142	50
長期差入保証金	1,122	1,118
前払年金費用	899	1,001
長期前払費用	34	12
繰延税金資産	888	889
投資その他の資産計	3,088	3,072
固定資産計	4,577	4,448
資産合計	27,383	28,275

	第34期 (2020年12月31日現在)	第35期 (2021年12月31日現在)
負債の部		
流動負債		
預り金	121	143
未払金	2	
未払収益分配金	4	4
未払償還金	74	70
未払手数料	444	459
その他未払金	1,508	2,991
未払費用	2	859
未払消費税等	210	272
未払法人税等	343	402
前受金	84	166
賞与引当金	1,987	2,156
役員賞与引当金	195	203
流動負債計	5,835	7,630
固定負債		
退職給付引当金	69	82
資産除去債務	783	784
固定負債計	853	866
負債合計	6,688	8,497
純資産の部		
株主資本		
資本金	3,120	3,120
資本剰余金		
資本準備金	3,001	3,001
その他資本剰余金	3,846	3,846
資本剰余金合計	6,847	6,847
利益剰余金		
利益準備金	336	336
その他利益剰余金		
繰越利益剰余金	10,386	9,470
利益剰余金合計	10,723	9,807
株主資本合計	20,691	19,775
評価・換算差額等		
その他有価証券評価差額金	3	3
評価・換算差額等合計	3	3
純資産合計	20,694	19,778
負債・純資産合計	27,383	28,275

(2)【損益計算書】

(単位：百万円)

		第34期 (自 2020年 1月 1日 至 2020年12月31日)	第35期 (自 2021年 1月 1日 至 2021年12月31日)
営業収益			
委託者報酬		5,605	6,653
運用受託報酬	1	7,342	8,355
その他営業収益	1	12,092	14,536
営業収益計		25,041	29,546
営業費用			
支払手数料		1,405	1,534
広告宣伝費		127	170
調査費			
調査費		352	298
委託調査費	1	3,346	4,326
調査費計		3,698	4,625
委託計算費		85	94
営業雑経費			
通信費		64	51
印刷費		82	95
諸会費		49	39
営業雑経費計		195	187
営業費用計		5,512	6,611
一般管理費			
給料			
役員報酬		601	579
給料・手当		4,691	5,106
賞与		2,384	2,616
給料計		7,678	8,302
退職給付費用		331	352
福利厚生費		1,028	1,073
事務委託費	1	2,701	3,360
交際費		16	11
寄付金		1	-
旅費交通費		60	24
租税公課		246	260
不動産賃借料		905	902
水道光熱費		60	53
固定資産減価償却費		428	426
資産除去債務利息費用		0	0
事務過誤取引損		-	519
諸経費		390	348
一般管理費計		13,851	15,638
営業利益		5,677	7,296

	第34期 (自 2020年 1月 1日 至 2020年12月31日)	第35期 (自 2021年 1月 1日 至 2021年12月31日)
営業外収益		
為替差益	-	102
その他	5	1
営業外収益計	5	103
営業外費用		
為替差損	20	-
固定資産除却損	0	0
営業外費用計	20	0
経常利益	5,662	7,398
特別利益		
特別利益計	-	-
特別損失		
特別退職金	-	0
特別損失計	-	0
税引前当期純利益	5,662	7,398
法人税、住民税及び事業税	1,970	2,415
法人税等調整額	64	0
当期純利益	3,756	4,984

(3)【株主資本等変動計算書】

第34期 (自 2020年1月1日 至 2020年12月31日)

(単位:百万円)

	株主資本							評価・換算差額等		純資産 合計	
	資本金	資本剰余金			利益剰余金			株主資本 合計	その他 有価証券 評価 差額金		評価・ 換算 差額等 合計
		資本 準備金	その他 資本 剰余金	資本 剰余金 合計	利益準 備金	その他利 益剰余金 繰越利益 剰余金	利益 剰余金 合計				
2020年1月1日残高	3,120	3,001	3,846	6,847	336	14,330	14,666	24,634	1	1	24,636
当期変動額											
剰余金の配当						7,700	7,700	7,700			7,700
当期純利益						3,756	3,756	3,756			3,756
株主資本以外の項目の 当期変動額(純額)									1	1	1
当期変動額合計	-	-	-	-	-	3,943	3,943	3,943	1	1	3,942
2020年12月31日残高	3,120	3,001	3,846	6,847	336	10,386	10,723	20,691	3	3	20,694

第35期 (自 2021年1月1日 至 2021年12月31日)

(単位:百万円)

	株主資本							評価・換算差額等		純資産 合計	
	資本金	資本剰余金			利益剰余金			株主資本 合計	その他 有価証券 評価 差額金		評価・ 換算 差額等 合計
		資本 準備金	その他 資本 剰余金	資本 剰余金 合計	利益準 備金	その他利 益剰余金 繰越利益 剰余金	利益 剰余金 合計				
2021年1月1日残高	3,120	3,001	3,846	6,847	336	10,386	10,723	20,691	3	3	20,694
当期変動額											
剰余金の配当						5,900	5,900	5,900			5,900
当期純利益						4,984	4,984	4,984			4,984
株主資本以外の項目の 当期変動額(純額)									0	0	0
当期変動額合計	-	-	-	-	-	915	915	915	0	0	915
2021年12月31日残高	3,120	3,001	3,846	6,847	336	9,470	9,807	19,775	3	3	19,778

注 記 事 項

【重要な会計方針】

1. 有価証券の評価基準及び評価方法

有価証券

その他有価証券

時価のあるもの

決算日の市場価格等に基づく時価法（評価差額は、全部純資産直入法により処理し、売却原価は、移動平均法により算定）を採用しております。

2. デリバティブ取引等の評価基準及び評価方法

時価法を採用しております。

3. 固定資産の減価償却方法

(1) 有形固定資産

定額法により償却しております。なお、主な耐用年数は建物附属設備6～18年、器具備品3～15年であります。

(2) 無形固定資産

自社利用のソフトウェアの減価償却方法については、社内における利用可能期間（5年）に基づく定額法によっております。

4. 引当金の計上基準

(1) 貸倒引当金の計上方法

債権の貸倒損失に備えるため、貸倒懸念債権等特定の債権については個別に回収可能性を検討し、回収不能見込額を計上しております。

(2) 退職給付引当金の計上方法

旧退職金制度

適格退職年金制度移行日現在在籍していた従業員については、旧退職金制度に基づく給付額を保証しているため、期末現在の当該給付額と年金制度に基づく給付額との差額を引当て計上しております。

確定拠出年金制度

確定拠出年金制度（DC）による退職年金制度を有しております。

確定給付年金制度

キャッシュ・バランス型の年金制度（CB）の退職年金制度を有しております。CBには、一定の利回り保証を付しており、これの将来の支払に備えるため、確定給付型の会計基準に準じた会計処理方法により引当金を計上しております。

退職給付債務の算定にあたり、退職給付見込額を当期までの期間に帰属させる方法については、ポイント基準によっております。

過去勤務債務は、その発生時の従業員の平均残存勤務期間以内の一定の年数（9年）による定額法により費用処理しております。

数理計算上の差異は各事業年度の発生時における従業員の平均残存勤務期間以内の一定の年数（9年）による定額法により按分した額をそれぞれ発生翌事業年度から費用処理または費用から控除することとしております。

(3) 賞与引当金の計上方法

従業員の賞与の支払に備えて、賞与支給見込額の当事業年度負担額を計上しております。

(4) 役員賞与引当金の計上方法

役員の賞与の支払に備えて、賞与支給見込額の当事業年度負担額を計上しております。

5. 外貨建の資産又は負債の本邦通貨への換算基準

外貨建金銭債権債務は、期末の直物為替相場により円貨に換算し、換算差額は損益として処理しております。

6. その他財務諸表作成のための基本となる重要な事項

(1) 消費税等の処理方法

消費税等の会計処理は、税抜方式によっております。

(2) 連結納税制度の適用

親会社であるブラックロック・ジャパン・ホールディングス合同会社を連結納税親会社として、連結納税制度を適用しております。

(3) 連結納税制度からグループ通算制度への移行に係る税効果会計の適用

当社は、「所得税法等の一部を改正する法律」（令和2年法律第8号）において創設されたグループ通算制度への移行及びグループ通算制度への移行にあわせて単体納税制度の見直しが行われた項目については、「連結納税制度からグループ通算制度への移行に係る税効果会計の適用に関する取扱い」（実務対応報告第39号 2020年3月31日）第3項の取扱いにより、「税効果会計に係る会計基準の適用指針」（企業会計基準適用指針第28号 2018年2月16日）第44項の定めを適用せず、繰延税金資産及び繰延税金負債の額について、改正前の税法の規定に基づいております。

（未適用の会計基準等）

「収益認識に関する会計基準」（企業会計基準第29号 2020年3月31日）

「収益認識に関する会計基準の適用指針」（企業会計基準適用指針第30号 2020年3月31日）

(1) 概要

収益認識に関する包括的な会計基準であります。収益は、次の5つのステップを適用し認識されます。

ステップ1：顧客との契約を識別する。

ステップ2：契約における履行義務を識別する。

ステップ3：取引価格を算定する。

ステップ4：契約における履行義務に取引価格を配分する。

ステップ5：履行義務を充足したときに又は充足するにつれて収益を認識する。

(2) 適用予定日

2022年12月期の期首より適用予定であります。

(3) 当該会計基準等の適用による影響

影響額は、当財務諸表の作成時において評価中であります。

「時価の算定に関する会計基準」（企業会計基準第30号 2019年7月4日）

「時価の算定に関する会計基準の適用指針」（企業会計基準適用指針第31号 2019年7月4日）

「金融商品に関する会計基準」（企業会計基準第10号 2019年7月4日）

「金融商品の時価等の開示に関する適用指針」（企業会計基準適用指針第19号 2020年3月31日）

(1) 概要

国際的な会計基準の定めとの比較可能性を向上させるため、「時価の算定に関する会計基準」及び「時価の算定に関する会計基準の適用指針」（以下「時価算定会計基準等」という。）が開発され、時価の算定方法に関するガイダンス等が定められました。時価算定会計基準等は次の項目の時価に適用されます。

- ・「金融商品に関する会計基準」における金融商品

また「金融商品の時価等の開示に関する適用指針」が改訂され、金融商品の時価のレベルごとの内訳等の注記事項が定められました。

(2) 適用予定日

2022年12月期の期首より適用予定であります。

(3) 当該会計基準等の適用による影響

影響額は、当財務諸表の作成時において評価中であります。

(貸借対照表関係)

1 有形固定資産の減価償却累計額

	前事業年度 (2020年12月31日)	当事業年度 (2021年12月31日)
建物附属設備	2,010 百万円	2,246 百万円
器具備品	1,290 百万円	1,470 百万円

2 関係会社に対する資産及び負債

各科目に含まれているものは次のとおりであります。

	前事業年度 (2020年12月31日)	当事業年度 (2021年12月31日)
未収入金	- 百万円	524 百万円
未収収益	185 百万円	377 百万円
その他未払金	1,496 百万円	1,940 百万円
未払費用	89 百万円	112 百万円

3 当社は、運転資金の効率的な調達を行うため取引銀行2行と当座貸越契約を締結しております。これら契約に基づく事業年度末の借入未実行残高は次のとおりであります。

	前事業年度 (2020年12月31日)	当事業年度 (2021年12月31日)
当座貸越極度額	1,000 百万円	1,000 百万円
借入実行残高	-	-
差引額	1,000 百万円	1,000 百万円

(損益計算書関係)

1 関係会社に対する営業収益及び営業費用

各科目に含まれているものは次のとおりであります。

	前事業年度 (自 2020年1月1日 至 2020年12月31日)	当事業年度 (自 2021年1月1日 至 2021年12月31日)
運用受託報酬	247 百万円	249 百万円
その他営業収益	5,052 百万円	6,036 百万円
委託調査費	763 百万円	1,178 百万円
事務委託費	851 百万円	1,204 百万円

(株主資本等変動計算書関係)

前事業年度(自 2020年1月1日 至 2020年12月31日)

1. 発行済株式に関する事項

	前事業年度期首	増加	減少	前事業年度末
普通株式(株)	15,000	-	-	15,000

2. 自己株式に関する事項

該当事項はありません。

3. 新株予約権及び自己新株予約権に関する事項

該当事項はありません。

4. 配当に関する事項

(1) 配当金支払額

決議	株式の種類	配当金の総額 (百万円)	1株当たり 配当額(円)	基準日	効力発生日
2020年3月30日 株主総会決議	普通株式	7,700	513,333	2019年12月31日	2020年3月30日

当事業年度(自 2021年1月1日 至 2021年12月31日)

1. 発行済株式に関する事項

	当事業年度期首	増加	減少	当事業年度末
普通株式(株)	15,000	-	-	15,000

2. 自己株式に関する事項

該当事項はありません。

3. 新株予約権及び自己新株予約権に関する事項

該当事項はありません。

4. 配当に関する事項

(1) 配当金支払額

決議	株式の種類	配当金の総額 (百万円)	1株当たり 配当額(円)	基準日	効力発生日
2021年3月30日 株主総会決議	普通株式	5,900	393,333	2020年12月31日	2021年3月30日

(リース取引関係)

オペレーティング・リース取引

オペレーティング・リース取引のうち解約不能のものに掛かる未経過リース料は以下のとおりであります。

	当事業年度 (自 2021年1月1日 至 2021年12月31日)
1年以内	835 百万円
1年超	-
合計	835 百万円

(注) 上記未経過リース料には、解約損害金を含めております。

(金融商品関係)

1. 金融商品の状況に関する事項

(1) 金融商品に対する取組方針

当社は、資金運用については短期的な預金等に限定し、また、資金調達については関連当事者からの長期借入に限定しています。

(2) 金融商品の内容及びそのリスク並びにリスク管理体制

営業債権である未収委託者報酬、未収運用受託報酬及び未収収益は、顧客及び関係会社の信用リスクに晒されています。当該リスクに関しては、当社の経理規程に従い、取引先ごとの期日管理及び残高管理を行い、個別に未収債権の回収可能性を管理する体制をしいております。

営業債務である未払手数料及び未払費用はその全てが1年以内の支払期日となっております。

営業債務は流動性リスクに晒されていますが、当社では資金繰計画を作成するなどの方法により管理しております。

2. 金融商品の時価等に関する事項

貸借対照表計上額、時価及びこれらの差額については、次のとおりであります。なお、金額的重要性が低いものについては含めておりません。

前事業年度（2020年12月31日）

	貸借対照表計上額 (百万円)	時価 (百万円)	差額 (百万円)
(1) 現金・預金	17,786	17,786	-
(2) 未収委託者報酬	1,756	1,756	-
(3) 未収運用受託報酬	2,166	2,166	-
(4) 未収収益	872	872	-
(5) 長期差入保証金	1,122	1,123	1
資産計	23,704	23,705	1
(1) 未払手数料	444	444	-
(2) 未払費用	859	859	-
負債計	1,304	1,304	-

当事業年度(2021年12月31日)

	貸借対照表計上額 (百万円)	時価 (百万円)	差額 (百万円)
(1) 現金・預金	17,813	17,813	-
(2) 未収委託者報酬	2,017	2,017	-
(3) 未収運用受託報酬	2,244	2,244	-
(4) 未収収益	981	981	-
(5) 未収入金	527	527	-
(6) 長期差入保証金	1,118	1,119	0
資産計	24,703	24,704	0
(1) 未払手数料	459	459	-
(2) 未払費用	760	760	-
(3) その他未払金	2,991	2,991	-
負債計	4,210	4,210	-

(注1) 金融商品の時価の算定方法に関する事項

資 産

(1) 現金・預金、(2) 未収委託者報酬、(3) 未収運用受託報酬、(4) 未収収益及び(5) 未収入金

これらは短期間で決済されるため、時価は帳簿価額にほぼ等しいことから、当該帳簿価額によっています。

(6) 長期差入保証金

事務所敷金の時価については、事務所の敷金を合理的に見積もった返済期日までの期間を基にしたインターバンク市場で取引されている円金利スワップレートで割り引いて算定する方法によっています。また従業員社宅敷金の時価については、平均残存勤務期間を基にしたインターバンク市場で取引されている円金利スワップレートで割り引いて算定する方法によっています。

負 債

(1) 未払手数料、(2) 未払費用及び(3) その他未払金

これらは短期間で決済されるため、時価は帳簿価額にほぼ等しいことから、当該帳簿価額によっています。

(注2) 金銭債権の決算日後の償還予定額

前事業年度(2020年12月31日)

	1年以内 (百万円)	1年超 5年以内 (百万円)	5年超 10年以内 (百万円)	10年超 (百万円)
(1) 現金・預金	17,786	-	-	-
(2) 未収委託者報酬	1,756	-	-	-
(3) 未収運用受託報酬	2,166	-	-	-
(4) 未収収益	872	-	-	-
合計	22,581	-	-	-

当事業年度（2021年12月31日）

	1年以内 (百万円)	1年超 5年以内 (百万円)	5年超 10年以内 (百万円)	10年超 (百万円)
(1) 現金・預金	17,813	-	-	-
(2) 未収委託者報酬	2,017	-	-	-
(3) 未収運用受託報酬	2,244	-	-	-
(4) 未収収益	981	-	-	-
(5) 未収入金	527	-	-	-
合計	23,584	-	-	-

(退職給付関係)

前事業年度（自 2020年1月1日 至 2020年12月31日）

1. 採用している退職給付制度の概要

当社は、旧パークレイズ・グローバル・インベスターズ株式会社で設けられていた、旧退職金制度を引き続き有しています。当社は、2009年12月2日に旧ブラックロック・ジャパン株式会社との合併に伴い、旧ブラックロック・ジャパン株式会社における退職年金制度（確定拠出年金制度及び確定給付年金制度）を承継しました。また、2011年1月1日付で旧パークレイズ・グローバル・インベスターズ株式会社から引き継いだ適格退職年金制度はキャッシュ・バランス型の確定給付年金制度に移行しました。従って、2011年1月1日以降、からの三つの制度を有しています。

2. 確定給付制度

(1) 退職給付債務の期首残高と期末残高の調整表

(単位：百万円)

	前事業年度 (自 2020年1月 1日 至 2020年12月31日)
退職給付債務の期首残高	2,047
勤務費用	297
利息費用	11
数理計算上の差異の発生額	82
退職給付の支払額	123
過去勤務費用の発生額	-
退職給付債務の期末残高	2,149

(2) 年金資産の期首残高と期末残高の調整表

(単位：百万円)

	前事業年度 (自 2020年1月 1日 至 2020年12月31日)
年金資産の期首残高	2,979
期待運用収益	14
数理計算上の差異の発生額	92
事業主からの拠出額	350
退職給付の支払額	123
年金資産の期末残高	3,313

(3) 退職給付債務及び年金資産の期末残高と貸借対照表に計上された退職給付引当金及び前払年金費用の調整表

(単位：百万円)

	前事業年度 (2020年12月31日)
積立型制度の退職給付債務	2,080
年金資産	3,313
非積立型制度の退職給付債務	1,233
	69
未積立退職給付債務	1,163
未認識数理計算上の差異	296
未認識過去勤務費用	37
貸借対照表に計上された負債と資産の純額	829
退職給付引当金	69
前払年金費用	899
貸借対照表に計上された負債と資産の純額	829

(4) 退職給付費用及びその内訳項目の金額

(単位：百万円)

	前事業年度 (自 2020年1月 1日 至 2020年12月31日)
勤務費用	297
利息費用	11
期待運用収益	14
数理計算上の差異の費用処理額	36
過去勤務費用の処理額	4
確定給付制度に係る退職給付費用合計	252
特別退職金	-
合計	252

(5) 年金資産に関する事項

年金資産の主な内訳

年金資産合計に対する主な分類ごとの比率は、次のとおりであります。

	前事業年度 (2020年12月31日)
合同運用	100%
合計	100%

合同運用による年金資産の主な商品分類ごとの比率は、債券74%、株式24%及びその他3%となっております。

長期期待運用収益率の算定方法

年金資産の長期期待運用収益率を決定するため、現在及び予想される年金資産の配分と、年金資産を構成する多様な資産からの現在及び将来期待される長期の収益率を考慮しております。

(6) 数理計算上の計算基礎に関する事項

	前事業年度 (自 2020年1月 1日 至 2020年12月31日)
割引率	1.0%
長期期待運用収益率	0.5%

3. 確定拠出制度

当社の確定拠出制度への要拠出額は、78百万円 でありました。

当事業年度（自 2021年1月1日 至 2021年12月31日）

1. 採用している退職給付制度の概要

当社は、旧パークレイズ・グローバル・インベスターズ株式会社で設けられていた、旧退職金制度を引き続き有しています。当社は、2009年12月2日に旧ブラックロック・ジャパン株式会社との合併に伴い、旧ブラックロック・ジャパン株式会社における退職年金制度（確定拠出年金制度及び 確定給付年金制度）を承継しました。また、2011年1月1日付で旧パークレイズ・グローバル・インベスターズ株式会社から引き継いだ適格退職年金制度はキャッシュ・バランス型の 確定給付年金制度に移行しました。従って、2011年1月1日以降、 から の三つの制度を有しています。

2. 確定給付制度

(1) 退職給付債務の期首残高と期末残高の調整表

（単位：百万円）

	当事業年度 (自 2021年1月 1日 至 2021年12月31日)
退職給付債務の期首残高	2,149
勤務費用	322
利息費用	20
数理計算上の差異の発生額	188
退職給付の支払額	94
過去勤務費用の発生額	0
退職給付債務の期末残高	2,588

(2) 年金資産の期首残高と期末残高の調整表

（単位：百万円）

	当事業年度 (自 2021年1月 1日 至 2021年12月31日)
年金資産の期首残高	3,313
期待運用収益	9
数理計算上の差異の発生額	17
事業主からの拠出額	359
退職給付の支払額	94
年金資産の期末残高	3,606

(3) 退職給付債務及び年金資産の期末残高と貸借対照表に計上された退職給付引当金及び前払年金費用の調整表

(単位：百万円)

	当事業年度 (2021年12月31日)
積立型制度の退職給付債務	2,505
年金資産	3,606
非積立型制度の退職給付債務	1,100
	82
未積立退職給付債務	1,018
未認識数理計算上の差異	65
未認識過去勤務費用	33
貸借対照表に計上された負債と資産の純額	919
退職給付引当金	82
前払年金費用	1,001
貸借対照表に計上された負債と資産の純額	919

(4) 退職給付費用及びその内訳項目の金額

(単位：百万円)

	当事業年度 (自 2021年1月 1日 至 2021年12月31日)
勤務費用	322
利息費用	20
期待運用収益	9
数理計算上の差異の費用処理額	59
過去勤務費用の処理額	3
確定給付制度に係る退職給付費用合計	270
特別退職金	0
合計	270

(5) 年金資産に関する事項

年金資産の主な内訳

年金資産合計に対する主な分類ごとの比率は、次のとおりであります。

	当事業年度 (2021年12月31日)
合同運用	100%
合計	100%

合同運用による年金資産の主な商品分類ごとの比率は、債券87%、株式13%及びその他1%となっております。

長期期待運用収益率の算定方法

年金資産の長期期待運用収益率を決定するため、現在及び予想される年金資産の配分と、年金資産を構成する多様な資産からの現在及び将来期待される長期の収益率を考慮しております。

(6) 数理計算上の計算基礎に関する事項

	当事業年度 (自 2021年1月 1日 至 2021年12月31日)
割引率	0.7%
長期期待運用収益率	0.3%

3. 確定拠出制度

当社の確定拠出制度への要拠出額は、80百万円 でありました。

(税効果会計関係)

1. 繰延税金資産及び繰延税金負債の発生の主な原因別の内訳

	(単位：百万円)	
	前事業年度 (2020年12月31日)	当事業年度 (2021年12月31日)
繰延税金資産		
未払費用	215	161
賞与引当金	608	660
資産除去債務	239	240
未払事業税	72	89
退職給付引当金	21	25
有形固定資産	2	1
その他	95	78
繰延税金資産合計	1,256	1,257
繰延税金負債		
退職給付引当金	275	306
資産除去債務に対応する除去費用	90	59
その他	1	1
繰延税金負債合計	367	367
繰延税金資産の純額	888	889

(注) 前事業年度及び当事業年度における繰延税金資産の純額は、貸借対照表の以下の項目に含まれておりません。

	(単位：百万円)	
	前事業年度 (2020年12月31日)	当事業年度 (2021年12月31日)
固定資産 - 繰延税金資産	888	889

2. 法定実効税率と税効果会計適用後の法人税等の負担率との差異の原因となった主な項目別の内訳

	前事業年度 (2020年12月31日)		当事業年度 (2021年12月31日)	
法定実効税率	30.6	%	30.6	%
(調整)				
交際費等永久に損金に算入されない項目	2.9		2.0	
その他	0.0		0.0	
税効果会計適用後の法人税等の負担率	33.6	%	32.6	%

(資産除去債務関係)

資産除去債務のうち貸借対照表に計上しているもの

1. 当該資産除去債務の概要

当事業所の定期建物賃貸借契約に伴う原状回復義務等であります。

2. 当該資産除去債務の金額の算定方法

使用見込期間を合理的に見積り、割引率は0.16%～0.18%を使用して資産除去債務の金額を計算しております。

3. 当該資産除去債務の総額の増減

(単位：百万円)

	前事業年度 (自 2020年1月 1日 至 2020年12月31日)	当事業年度 (自 2021年1月 1日 至 2021年12月31日)
期首残高	782	783
時の経過による調整額	0	0
期末残高	783	784

(セグメント情報等)

前事業年度（自 2020年1月1日 至 2020年12月31日）

1. セグメント情報

当社は主として投資運用業の単一セグメントであるため、記載を省略しております。

2. 関連情報

(1) 製品及びサービスごとの情報

(単位：百万円)

	委託者報酬	運用受託報酬	その他	合計
外部顧客営業収益	5,605	7,342	12,092	25,041

(2) 地域ごとの情報

売上高

(単位：百万円)

日本	北米	その他	合計
12,247	10,417	2,375	25,041

(注) 売上高は顧客の所在地を基礎とし、国又は地域に分類しております。

有形固定資産

本邦に所在している有形固定資産の金額が貸借対照表の有形固定資産の金額の90%を超えるため、記載を省略しております。

(3) 主要な顧客ごとの情報

営業収益の10%以上を占める主要な顧客は以下のとおりです。

(単位：百万円)

相手先	営業収益	関連するセグメント名
ブラックロック・ファイナンシャル・ マネジメント・インク	5,299	投資運用業
ブラックロック・ファンド・アドバイザーズ	2,874	投資運用業

3. 報告セグメントごとの固定資産の減損損失に関する情報

該当事項はありません。

4. 報告セグメントごとののれんの償却額及び未償却残高に関する情報

当社は主として投資運用業の単一セグメントであるため、記載を省略しております。

5. 報告セグメントごとの負ののれん発生益に関する情報

該当事項はありません。

当事業年度（自 2021年1月1日 至 2021年12月31日）

1. セグメント情報

当社は主として投資運用業の単一セグメントであるため、記載を省略しております。

2. 関連情報

(1) 製品及びサービスごとの情報

（単位：百万円）

	委託者報酬	運用受託報酬	その他	合計
外部顧客営業収益	6,653	8,355	14,536	29,546

(2) 地域ごとの情報

売上高

（単位：百万円）

日本	北米	その他	合計
14,396	13,081	2,067	29,546

（注） 売上高は顧客の所在地を基礎とし、国又は地域に分類しております。

有形固定資産

本邦に所在している有形固定資産の金額が貸借対照表の有形固定資産の金額の90%を超えるため、記載を省略しております。

(3) 主要な顧客ごとの情報

営業収益の10%以上を占める主要な顧客は以下のとおりです。

（単位：百万円）

相手先	営業収益	関連するセグメント名
ブラックロック・ファイナンシャル・マネジメント・インク	6,285	投資運用業
ブラックロック・ファンド・アドバイザーズ	4,259	投資運用業

3. 報告セグメントごとの固定資産の減損損失に関する情報

該当事項はありません。

4. 報告セグメントごとののれんの償却額及び未償却残高に関する情報

当社は主として投資運用業の単一セグメントであるため、記載を省略しております。

5. 報告セグメントごとの負ののれん発生益に関する情報

該当事項はありません。

(関連当事者情報)

1. 関連当事者との取引

財務諸表提出会社と関連当事者との取引

(1) 財務諸表提出会社の親会社及び主要株主(会社等に限る。)等

前事業年度(自 2020年1月1日 至 2020年12月31日)

種類	会社等の名称又は氏名	所在地	資本金又は出資金	事業の内容又は職業	議決権等の所有(被所有)割合(%)	関連当事者との関係	取引の内容	取引金額(百万円)	科目	期末残高(百万円)
親会社	ブラックロック・ファイナンシャル・マネジメント・インク	米国 ニューヨーク州	73 百万 米ドル	投資 顧問業	(被所有) 間接 100	投資顧問 契約の 再委任等	運用受託報酬	247	未収収益	185
							受入手数料	5,052		
							委託調査費	763	未払費用	89
							事務委託費	851		
親会社	ブラックロック・ジャパン・ホールディングス合同会社	日本 東京都	1万円	持株会社	(被所有) 直接 100	株式の 保有等	連結法人税の 個別帰属額	1,496	その他未払金	1,496

当事業年度(自 2021年1月1日 至 2021年12月31日)

種類	会社等の名称又は氏名	所在地	資本金又は出資金	事業の内容又は職業	議決権等の所有(被所有)割合(%)	関連当事者との関係	取引の内容	取引金額(百万円)	科目	期末残高(百万円)
親会社	ブラックロック・ファイナンシャル・マネジメント・インク	米国 ニューヨーク州	73 百万 米ドル	投資 顧問業	(被所有) 間接 100	投資顧問 契約の 再委任等	運用受託報酬	249	未収収益	377
							受入手数料	6,036	未収入金	524
							委託調査費	1,178	未払費用	112
							事務委託費	1,204		
親会社	ブラックロック・ジャパン・ホールディングス合同会社	日本 東京都	1万円	持株会社	(被所有) 直接 100	株式の 保有等	連結法人税の 個別帰属額	1,940	その他未払金	1,940

(2) 財務諸表提出会社の子会社及び関連会社等

前事業年度(自 2020年1月1日 至 2020年12月31日)

該当事項はありません。

当事業年度(自 2021年1月1日 至 2021年12月31日)

該当事項はありません。

(3) 財務諸表提出会社と同一の親会社を持つ会社等及び財務諸表提出会社のその他の関係会社の子会社等

前事業年度(自 2020年1月1日 至 2020年12月31日)

種類	会社等の名称又は氏名	所在地	資本金又は出資金	事業の内容又は職業	議決権等の所有(被所有)割合(%)	関連当事者との関係	取引の内容	取引金額(百万円)	科目	期末残高(百万円)
同一の親会社を持つ会社	ブラックロック・ファンド・アドバイザーズ	米国 カリフォルニア州	1,000 米ドル	投資 顧問業	なし	投資顧問 契約の 再委任等	受入手数料	2,874	未収収益	314
							委託調査費	220		
							事務委託費	16		

当事業年度（自 2021年1月1日 至 2021年12月31日）

種類	会社等の名称又は氏名	所在地	資本金又は出資金	事業の内容又は職業	議決権等の所有(被所有)割合(%)	関連当事者との関係	取引の内容	取引金額(百万円)	科目	期末残高(百万円)
同一の親会社を持つ会社	ブラックロック・ファンド・アドバイザーズ	米国カリフォルニア州	1,000米ドル	投資顧問業	なし	投資顧問契約の再委任等	受入手数料	4,259	未収収益	321
							委託調査費	282		
							事務委託費	20		

(注) 1. 取引条件及び取引条件の決定方針等

- (1) 運用受託報酬については、一般取引条件と同様に決定しております。
- (2) 受入手数料については、一般取引条件と同様に決定しております。
- (3) 委託調査費については、一般取引条件と同様に決定しております。
- (4) 事務委託費については、一般取引条件と同様に決定しております。

2. 親会社に関する注記

(1) 親会社情報

- ブラックロック・インク（ニューヨーク証券取引所に上場）
- ブラックロック・ファイナンシャル・マネジメント・インク（非上場）
- ブラックロック・ジャパン・ホールディングス合同会社（非上場）

(1株当たり情報)

項目	前事業年度 (自 2020年1月 1日 至 2020年12月31日)	当事業年度 (自 2021年1月 1日 至 2021年12月31日)
1株当たり純資産額	1,379,616 円 17 銭	1,318,566 円 41 銭
1株当たり当期純利益金額	250,430 円 95 銭	332,267 円 26 銭

(注) 1. 潜在株式調整後1株当たり当期純利益金額については、潜在株式が存在しないため記載しておりません。

2. 1株当たり当期純利益金額の算定上の基礎は、以下のとおりであります。

項目	前事業年度 (自 2020年1月 1日 至 2020年12月31日)	当事業年度 (自 2021年1月 1日 至 2021年12月31日)
当期純利益 (百万円)	3,756	4,984
普通株主に帰属しない金額 (百万円)	-	-
普通株式に係る当期純利益 (百万円)	3,756	4,984
普通株式の期中平均株式数 (株)	15,000	15,000

【中間財務諸表】

1．中間財務諸表の作成方法について

委託会社であるブラックロック・ジャパン株式会社（以下「当社」という。）の中間財務諸表すなわち中間貸借対照表、中間損益計算書及び中間株主資本等変動計算書は、「中間財務諸表等の用語、様式及び作成方法に関する規則」（1977年大蔵省令第38号）並びに同規則第38条及び第57条の規定により「金融商品取引業等に関する内閣府令」（2007年内閣府令第52号）に基づいて作成しております。

2．監査証明について

当社は、金融商品取引法第193条の2第1項の規定に基づき、中間会計期間（自2022年1月1日 至2022年6月30日）の中間財務諸表について有限責任監査法人トーマツによる中間監査を受けております。

3．財務諸表に記載している金額については、百万円未満の端数を切り捨てて表示しております。

(1) 中間貸借対照表

(単位：百万円)

		中間会計期間末 (2022年6月30日)
資産の部		
流動資産		
現金・預金	2	13,423
立替金		42
前払費用		232
未収入金		2
未収委託者報酬		1,953
未収運用受託報酬		2,425
未収収益		765
流動資産計		18,845
固定資産		
有形固定資産		
建物附属設備	1	668
器具備品	1	539
有形固定資産計		1,207
無形固定資産		
ソフトウェア		16
無形固定資産計		16
投資その他の資産		
投資有価証券		62
長期差入保証金		1,121
前払年金費用		1,033
長期前払費用		12
繰延税金資産		464
投資その他の資産計		2,694
固定資産計		3,918
資産合計		22,764

(単位：百万円)

中間会計期間末
(2022年6月30日)

負債の部	
流動負債	
預り金	166
未払金	
未払収益分配金	4
未払償還金	70
未払手数料	448
その他未払金	669
未払費用	847
未払消費税等	222
未払法人税等	272
前受金	280
賞与引当金	867
役員賞与引当金	55
為替予約	0
流動負債計	3,907
固定負債	
退職給付引当金	91
資産除去債務	784
固定負債計	876
負債合計	4,783
純資産の部	
株主資本	
資本金	3,120
資本剰余金	
資本準備金	3,001
その他資本剰余金	3,846
資本剰余金合計	6,847
利益剰余金	
利益準備金	336
その他利益剰余金	
繰越利益剰余金	7,679
利益剰余金合計	8,015
株主資本合計	17,983
評価・換算差額等	
その他有価証券評価差額金	2
評価・換算差額等合計	2
純資産合計	17,981
負債・純資産合計	22,764

(2) 中間損益計算書

(単位：百万円)

	中間会計期間 (自 2022年1月1日 至 2022年6月30日)
営業収益	
委託者報酬	3,329
運用受託報酬	4,777
その他営業収益	7,878
営業収益計	15,985
営業費用	
支払手数料	782
広告宣伝費	70
調査費	
調査費	178
委託調査費	2,791
調査費計	2,970
委託計算費	47
営業雑経費	
通信費	38
印刷費	39
諸会費	22
営業雑経費計	100
営業費用計	3,972
一般管理費	
給料	
役員報酬	662
給料・手当	2,927
賞与	1,528
給料計	5,118
退職給付費用	239
福利厚生費	544
事務委託費	1,868
交際費	13
寄付金	1
旅費交通費	32
租税公課	141
不動産賃借料	451
水道光熱費	33
固定資産減価償却費	214
資産除去債務利息費用	0
諸経費	205
一般管理費計	8,863
営業利益	3,150

(単位：百万円)

中間会計期間
(自 2022年1月1日
至 2022年6月30日)

営業外収益	
受取配当金	0
受取利息	0
為替差益	105
雑益	0
その他	2
営業外収益計	108
営業外費用	
有価証券売却損	2
固定資産除却損	0
雑損	0
営業外費用計	2
経常利益	3,255
税引前中間純利益	3,255
法人税、住民税及び事業税	819
法人税等調整額	427
中間純利益	2,008

(3) 中間株主資本等変動計算書

中間会計期間 (自 2022年1月1日 至 2022年6月30日)

(単位:百万円)

	株主資本							評価・換算差額等		純資産 合計	
	資本金	資本剰余金			利益剰余金			株主資本 合計	その他有価 証券評価 差額金		評価・換算 差額等合計
		資本 準備金	その他資本 剰余金	資本 剰余金 合計	利益 準備金	その他利益 剰余金 繰越利益 剰余金	利益剰余金 合計				
当期首残高	3,120	3,001	3,846	6,847	336	9,470	9,807	19,775	3	3	19,778
当中間期変動額											
剰余金の配当						3,800	3,800	3,800	0	0	3,800
中間純利益						2,008	2,008	2,008			2,008
株主資本以外の項目の当 中間期変動額(純額)									5	5	5
当中間期変動額合計	-	-	-	-	-	1,791	1,791	1,791	5	5	1,797
当中間期末残高	3,120	3,001	3,846	6,847	336	7,679	8,015	17,983	2	2	17,981

注 記 事 項

(重要な会計方針)

項 目	中間会計期間 自 2022年1月 1日 至 2022年6月30日
1. 有価証券の評価基準及び評価方法	<p>その他有価証券 時価のあるもの 決算日の市場価格等に基づく時価法（評価差額は、全部純資産直入法により処理し、売却原価は、移動平均法により算定）を採用しております。</p>
2. デリバティブ取引等の評価基準及び評価方法	<p>時価法を採用しております。</p>
3. 固定資産の減価償却方法	<p>(1) 有形固定資産 定額法により償却しております。なお、主な耐用年数は建物附属設備5～18年、器具備品3～15年であります。</p> <p>(2) 無形固定資産 自社利用のソフトウェアの減価償却方法については、社内における利用可能期間（5年）に基づく定額法によっております。</p>
4. 引当金の計上基準	<p>(1) 貸倒引当金の計上方法 債権の貸倒損失に備えるため、貸倒懸念債権等特定の債権については個別に回収可能性を検討し、回収不能見込額を計上しております。</p> <p>(2) 退職給付引当金の計上方法 旧退職金制度 適格退職年金制度移行日現在在籍していた従業員については、旧退職制度に基づく給付額を保証しているため、中間会計期間未現在の当該給付額と年金制度に基づく給付額との差額を引当て計上しております。</p> <p>確定拠出年金制度 確定拠出年金制度（DC）については拠出額を費用計上しております。</p> <p>確定給付年金制度 キャッシュ・バランス型の年金制度（CB）の退職年金制度を有しております。CBには、一定の利回り保証を付しており、これの将来の支払に備えるため、確定給付型の会計基準に準じた会計処理方法により引当金を計上しております。</p> <p>退職給付債務の算定にあたり、退職給付見込額を当期までの期間に帰属させる方法については、ポイント基準によっております。</p> <p>過去勤務債務は、その発生時の従業員の平均残存勤務期間以内の一定の年数（9年）による定額法により費用処理しております。</p> <p>数理計算上の差異は各事業年度の発生時における従業員の平均残存勤務期間以内の一定の年数（9年）による定額法により按分した額をそれぞれ発生の翌事業年度から費用処理または費用から控除することとしております。</p> <p>(3) 賞与引当金の計上方法 従業員の賞与の支払に備えて、賞与支給見込額の当中間会計期間負担額を計上しております。</p>

項目	中間会計期間 自 2022年1月 1日 至 2022年6月30日
	<p>(4) 役員賞与引当金の計上方法 役員の賞与の支払に備えて、賞与支給見込額の当中間会計期間負担額を計上しております。</p> <p>(5) 早期退職慰労引当金の計上方法 早期退職慰労金の支払に備えて、早期退職慰労金支給見込額の当中間会計期間負担額を計上しております。</p>
5. 外貨建の資産又は負債の本邦通貨への換算基準	外貨建金銭債権債務は、中間会計期間末の直物為替相場により円貨に換算し、換算差額は損益として処理しております。
6. 収益及び費用の計上基準	<p>当社は、資産運用サービスから委託者報酬、運用受託報酬、その他営業収益および成功報酬を稼得しております。当社の顧客との契約から生じる収益に関する主要な事業における主要な履行義務の内容及び当該履行義務を充足する通常の時点（収益を認識する通常の時点）は以下のとおりであります。</p> <p>委託者報酬：当社は投資信託の信託約款に基づき、投資信託の運用について履行義務を負っております。委託者報酬は、投資信託の信託約款に基づき日々の純資産価額に対する一定割合として計算され、投資信託の運用期間にわたり収益認識しております。</p> <p>運用受託報酬：当社は顧客との投資一任契約及び投資助言契約に基づき運用及び助言について履行義務を負っております。運用受託報酬は、対象顧客との投資一任契約等に基づき純資産価額に対する一定割合として計算され、対象口座の運用期間にわたり収益認識しております。</p> <p>その他営業収益：当社はグループ会社との契約に基づき委託された業務について履行義務を負っております。グループ会社から受領する収益は、当社のグループ会社との契約で定められた算式に基づき、当社がグループ会社にオフショアファンド関連のサービス等を提供する期間にわたり月次で収益認識しております。</p> <p>成功報酬：成功報酬は対象となるファンドまたは口座の運用益に対する一定割合、もしくは特定のベンチマークまたはその他のパフォーマンス目標を上回る超過運用益に対する一定割合として計算されます。当該報酬は契約上支払われることが確定した時点で収益認識しております。</p>
7. その他中間財務諸表作成のための基本となる重要な事項	<p>(1) 連結納税制度の適用 親会社であるブラックロック・ジャパン・ホールディングス合同会社を連結納税親会社として、連結納税制度を適用しております。</p> <p>(2) 連結納税制度からグループ通算制度への移行に係る税効果会計の適用 当社は、「所得税法等の一部を改正する法律」（令和2年法律第8号）において創設されたグループ通算制度への移行及びグループ通算制度への移行にあわせて単体納税制度の見直しが行われた項目については、「連結納税制度からグループ通算制度への移行に係る税効果会計の適用に関する取扱い」（実務対応報告第39号 2020年3月31日）第3項の取扱いにより、「税効果会計に係る会計基準の適用指針」（企業会計基準適用指針第28号 2018年2月16日）第44項の定めを適用せず、繰延税金資産及び繰延税金負債の額について、改正前の税法の規定に基づいております。</p>

(会計方針の変更)

中間会計期間 自 2022年1月 1日 至 2022年6月30日
<p>(収益認識に関する会計基準等の適用)</p> <p>「収益認識に関する会計基準」(企業会計基準第29号2020年3月31日。以下「収益認識会計基準」という。)等を当中間会計期間の期首から適用し、約束した財又はサービスの支配が顧客に移転した時点で、当該財又はサービスと交換に受け取ると見込まれる金額で収益を認識することといたしました。</p> <p>収益認識会計基準等の適用については、収益認識会計基準第84項ただし書きに定める経過的な取扱いに従っており、当中間会計期間の期首より前に新たな会計方針を遡及適用した場合の累積的影響額を、当中間会計期間の期首の繰越利益剰余金に反映させ、当該期首残高から新たな会計方針を適用しております。</p> <p>これによる中間財務諸表に与える影響はありません。</p>
<p>(時価の算定に関する会計基準等の適用)</p> <p>「時価の算定に関する会計基準」(企業会計基準第30号2019年7月4日。以下「時価算定会計基準」という。)等を当中間会計期間の期首から適用し、時価算定会計基準第19項及び「金融商品に関する会計基準」(企業会計基準第10号2019年7月4日)第44 - 2項に定める経過的な取扱いに従って、時価算定会計基準等が定める新たな会計方針を、将来にわたって適用することとしました。これによる中間財務諸表に与える影響はありません。</p> <p>また、「金融商品関係」注記において、金融商品の時価のレベルごとの内訳等に関する事項の注記を行うこととしました。</p>

(中間貸借対照表関係)

中間会計期間 2022年6月30日						
<p>1 有形固定資産の減価償却累計額</p> <table style="width: 100%; border-collapse: collapse;"> <tr> <td style="padding-left: 20px;">建物附属設備</td> <td style="text-align: right;">2,367百万円</td> </tr> <tr> <td style="padding-left: 20px;">器具備品</td> <td style="text-align: right;">1,561百万円</td> </tr> </table>	建物附属設備	2,367百万円	器具備品	1,561百万円		
建物附属設備	2,367百万円					
器具備品	1,561百万円					
<p>2 当社は、運転資金の効率的な調達を行うため取引銀行2行と当座貸越契約を締結しております。これら契約に基づく当中間会計期間末の借入未実行残高は次のとおりであります。</p> <table style="width: 100%; border-collapse: collapse;"> <tr> <td style="padding-left: 20px;">当座貸越極度額</td> <td style="text-align: right;">1,000百万円</td> </tr> <tr> <td style="padding-left: 20px;">借入実行残高</td> <td style="text-align: right;">-</td> </tr> <tr> <td style="padding-left: 20px;">差引額</td> <td style="text-align: right;">1,000百万円</td> </tr> </table>	当座貸越極度額	1,000百万円	借入実行残高	-	差引額	1,000百万円
当座貸越極度額	1,000百万円					
借入実行残高	-					
差引額	1,000百万円					

(中間損益計算書関係)

中間会計期間 自 2022年1月 1日 至 2022年6月30日				
<p>1 減価償却実施額</p> <table style="width: 100%; border-collapse: collapse;"> <tr> <td style="padding-left: 20px;">有形固定資産</td> <td style="text-align: right;">212百万円</td> </tr> <tr> <td style="padding-left: 20px;">無形固定資産</td> <td style="text-align: right;">2百万円</td> </tr> </table>	有形固定資産	212百万円	無形固定資産	2百万円
有形固定資産	212百万円			
無形固定資産	2百万円			

(中間株主資本等変動計算書関係)

中間会計期間 自 2022年1月 1日 至 2022年6月30日					
1. 発行済株式の種類及び総数に関する事項					
	前事業年度末 株式数	当中間会計期間 増加株式数	当中間会計期間 減少株式数	当中間会計 期間末株式数	
発行済株式					
普通株式	15,000	-	-	15,000	
合計	15,000	-	-	15,000	
2. 自己株式の種類及び株式数に関する事項 該当事項はありません。					
3. 新株予約権及び自己新株予約権に関する事項 該当事項はありません。					
4. 配当に関する事項					
(1) 配当金支払額					
決議	株式の種類	配当金の総額 (百万円)	1株当たり 配当額(円)	基準日	効力発生日
2022年3月31日 株主総会決議	普通株式	3,800	253,333	2021年12月31日	2022年3月31日
(2) 基準日が当中間会計期間に属する配当のうち、配当の効力発生日が当中間会計期間後となるもの 該当事項はありません。					

(リース取引関係)

中間会計期間 自 2022年1月 1日 至 2022年6月30日	
オペレーティング・リース取引	
オペレーティング・リース取引のうち解約不能のものに係る未経過リース料	
1年以内	835百万円
1年超	-
合計	835百万円
(注) 上記未経過リース料には、解約損害金を含めております。	

(金融商品関係)

中間会計期間
自 2022年1月 1日
至 2022年6月30日

1. 金融商品の状況に関する事項

(1) 金融商品に対する取組方針

当社は、資金運用については短期的な預金等に限定し、また、資金調達については関連当事者からの長期借入に限定しています。

(2) 金融商品の内容及びそのリスク並びにリスク管理体制

営業債権である未収委託者報酬及び未収運用受託報酬は、顧客の信用リスクに晒されています。当該リスクに関しては、当社の経理規程に従い、取引先ごとの期日管理及び残高管理を行い、個別に未収債権の回収可能性を管理する体制を敷いております。

営業債務である未払手数料はその全てが1年以内の支払期日となっております。

営業債務は流動性リスクに晒されていますが、当社では資金繰計画を作成するなどの方法により管理しております。

2. 金融商品の時価等に関する事項

2022年6月30日（中間期の決算日）における中間貸借対照表計上額、時価及びこれらの差額については、次のとおりです。なお、金額的重要性が低いと判断するものは含めておりません。

（単位：百万円）

	中間貸借対照表計上額	時価	差額
長期差入保証金	1,121	1,117	3

（注 1）

現金・預金、未収委託者報酬、未収運用受託報酬、未収収益、未払手数料、未払費用、その他未払金は、短期間で決済されるため時価が帳簿価額に近似するものであることから、記述を省略しています。

（注 2）金融商品の時価等に関する事項についての補足説明

金融商品の時価の算定においては変動要因を織り込んでいるため、異なる前提条件等を採用することにより、当該価額が変動することもあります。

3. 金融商品の時価のレベルごとの内訳等に関する事項

金融商品の時価を、時価等の算定に用いたインプットの観察可能性及び重要性に応じて、以下の3つのレベルに分類しております。

レベル1の時価：同一の資産又は負債の活発な市場における（無調整の）相場価格により算定した時価

レベル2の時価：レベル1のインプット以外の直接又は間接的に観察可能なインプットを用いて算定した時価

レベル3の時価：重要な観察できないインプットを使用して算定した時価

時価の算定に重要な影響を与えるインプットを複数使用している場合には、それらのインプットがそれぞれ属するレベルのうち、時価の算定における優先順位が最も低いレベルに時価を分類しております。

（単位：百万円）

	レベル1	レベル2	レベル3	合計
長期差入保証金	-	1,117	-	1,117

（注）時価の算定に用いた評価技法及びインプットの説明

長期差入保証金

長期差入保証金の時価については、当該保証金の回収までの期間を基にリスクフリーレートで割り引いた現在価値により算定しているため、レベル2の時価に分類しております。

なお、当該時価は帳簿価額と近似していることから長期差入保証金は当該帳簿価額によって計上しております。

(資産除去債務関係)

中間会計期間 自 2022年1月 1日 至 2022年6月30日	
資産除去債務のうち貸借対照表に計上しているもの	
1. 当該資産除去債務の概要	当事業所の定期建物賃貸借契約に伴う原状回復義務等であります。
2. 当該資産除去債務の金額の算定方法	使用見込期間を合理的に見積り、割引率は0.16%～0.18%を使用して資産除去債務の金額を計算しております。
3. 当中間会計期間における当該資産除去債務の総額の増減	
期首残高	784 百万円
有形固定資産の取得に伴う増加額	- 百万円
時の経過による調整額	0 百万円
中間会計期間末残高	<u>784</u> 百万円

(収益認識関係)

中間会計期間 自 2022年1月 1日 至 2022年6月30日	
1. 顧客との契約から生じる収益を分解した情報	
委託者報酬	3,329 百万円
運用受託者報酬	3,735 百万円
成功報酬（注）	1,042 百万円
その他営業収益	7,878 百万円
合計	<u>15,985</u> 百万円
(注) 成功報酬は、中間損益計算書において運用受託報酬に含めて表示しております。	
2. 顧客との契約から生じる収益を理解するための基礎となる情報 (重要な会計方針) 6. 収益及び費用の計上基準に記載のとおりです。	
3. 顧客との契約に基づく履行義務の充足と当該契約から生じるキャッシュ・フローとの関係並びに中間会計期間末において存在する顧客との契約から当中間会計期間の末日後に認識すると見込まれる収益の金額及び時期に関する情報 重要性が乏しいため、記載を省略しています。	

(セグメント情報等)

中間会計期間
自 2022年1月 1日
至 2022年6月30日

1. セグメント情報

当社は主として投資運用業の単一セグメントであるため、記載を省略しております。

2. 関連情報

(1) 製品及びサービスに関する情報

(単位：百万円)

	委託者 報酬	運用受託 報酬	その他	合計
外部顧客 営業収益	3,329	4,777	7,878	15,985

(2) 地域に関する情報

売上高

(単位：百万円)

日本	北米	その他	合計
7,896	6,843	1,246	15,985

(注) 売上高は顧客の所在地を基礎とし、国又は地域に分類しております。

有形固定資産

本邦に所在している有形固定資産の金額が中間貸借対照表の有形固定資産の金額の90%を超えるため、記載を省略しております。

(3) 主要な顧客に関する情報

営業収益の10%以上を占める主要な顧客は以下のとおりです。

(単位：百万円)

相手先	営業収益	関連する セグメント名
ブラックロック・ファイナンシャル・ マネジメント・インク	3,372	投資運用業
ブラックロック・ファンド・アドバイ ザーズ	2,052	投資運用業

(1株当たり情報)

中間会計期間	
自	2022年1月 1日
至	2022年6月30日
1株当たり純資産額	1,198,751円05銭
1株当たり中間純利益	133,905円30銭
なお、潜在株式調整後1株当たり中間純利益金額については、潜在株式が存在しないため記載していません。	
1株当たり中間純利益の算定上の基礎	
損益計算書上の中間純利益	2,008百万円
1株当たり中間純利益の算定に 用いられた普通株式に係る中間純利益	2,008百万円
期中平均株式数	15,000株

(重要な後発事象)

該当事項はありません。

4【利害関係人との取引制限】

委託会社は、金融商品取引法の定めるところにより、利害関係人との取引について、次に掲げる行為が禁止されています。

- (1) 自己又はその取締役若しくは執行役との間における取引を行なうことを内容とした運用を行なうこと(投資者の保護に欠け、若しくは取引の公正を害し、又は金融商品取引業の信用を失墜させるおそれがないものとして内閣府令で定めるものを除きます。)
- (2) 運用財産相互間において取引を行なうことを内容とした運用を行なうこと(投資者の保護に欠け、若しくは取引の公正を害し、又は金融商品取引業の信用を失墜させるおそれがないものとして金融商品取引業等に関する内閣府令で定めるものを除きます。)
- (3) 通常の見積りの条件と異なる条件であって取引の公正を害するおそれのある条件で、委託会社の親法人等(委託会社の総株主等の議決権の過半数を保有していることその他の委託会社と密接な関係を有する法人その他の団体として金融商品取引法施行令で定める要件に該当する者をいいます。以下(4)(5)において同じ。)又は子法人等(委託会社が総株主等の議決権の過半数を保有していることその他の委託会社と密接な関係を有する法人その他の団体として政令で定める要件に該当する者をいいます。以下同じ。)と有価証券の売買その他の取引又は金融デリバティブ取引を行なうこと。
- (4) 委託会社の親法人等又は子法人等の利益を図るため、その行なう投資運用業に関して運用の方針、運用財産の額若しくは市場の状況に照らして不必要な取引を行なうことを内容とした運用を行なうこと。
- (5) 上記に掲げるもののほか、投資者の保護に欠け、若しくは取引の公正を害し、又は金融商品取引業の信用を失墜させるおそれのあるものとして金融商品取引業等に関する内閣府令で定める行為。

5【その他】

定款の変更、事業譲渡または事業譲受、出資の状況その他の重要事項

変更年月日	変更事項
2007年9月18日	証券業登録に伴う商号変更（「パークレイズ・グローバル・インベスターズ証券投資顧問株式会社」に変更）のため、定款変更を行ないました。
2007年9月30日	商号変更（「パークレイズ・グローバル・インベスターズ株式会社」に変更）のため、定款変更を行ないました。
2007年9月30日	公告の方法を変更するため、定款変更を行ないました。
2007年12月27日	事業を営むことの目的を変更するため、定款変更を行ないました。
2008年7月1日	グループ会社の1つであるパークレイズ・グローバル・インベスターズ・サービス株式会社を吸収合併し、それに伴い資本金の額を変更いたしました。
2008年7月1日	株式取扱規則に関する記述を追加するため、定款変更を行ないました。
2009年6月22日	本店所在地変更のため、定款変更を行ないました。
2009年12月2日	ブラックロック・ジャパン株式会社と合併 商号変更（「ブラックロック・ジャパン株式会社」に変更）および定款変更を行ないました。
2011年4月1日	グループ会社であるブラックロック証券株式会社を吸収合併し、それに先立ち定款変更および資本金の額の変更を行ないました。
2013年10月5日	MGPA Japan LLCより不動産投資関連の事業を譲受し、それに先立ち定款変更を行ないました。
2014年12月1日	決算期を3月31日から12月31日に変更するため、定款変更を行ないました。

第2【その他の関係法人の概況】

1【名称、資本金の額及び事業の内容】

(1) 受託会社

- ・名称 みずほ信託銀行株式会社
- ・資本金の額 247,369百万円(2022年3月末)
- ・事業の内容 銀行法に基づき、銀行業を営むとともに、金融機関の信託業務の兼営等に関する法律（兼営法）に基づき信託業務を営んでいます。

<再信託受託会社の概要>

- ・名称 株式会社日本カストディ銀行
- ・資本金 51,000百万円（2022年3月末）
- ・事業の内容 銀行法に基づき、銀行業を営むとともに、金融機関の信託業務の兼営等に関する法律（兼営法）に基づき信託業務を営んでいます。
- ・再信託の目的 原信託契約にかかる信託業務の一部（信託財産の管理）を原信託受託会社から再信託受託会社（株式会社日本カストディ銀行）へ委託するため、原信託財産の全てを再信託受託会社へ移管することを目的とします。

(2) 販売会社

名称	資本金の額(百万円) (2022年3月末)	事業の内容
大和証券株式会社	100,000	「金融商品取引法」に定める第一種金融商品取引業を営んでいます。

2【関係業務の概要】

(1) 受託会社

受託会社（受託者）として、ファンドの信託財産の保管・管理・計算、外国証券を保管・管理する外国の保管銀行への指図・連絡等を行いません。

(2) 販売会社

ファンドの取扱販売会社として、募集の取扱いおよび販売を行ない、換金に関する事務、収益分配金の再投資に関する事務、換金代金・収益分配金・償還金の支払いに関する事務等を行いません。

3【資本関係】

(1) 受託会社

該当事項はありません。

(2) 販売会社

該当事項はありません。

第3【その他】

1 交付目論見書の表紙等に、以下の事項を記載します。

(1) 委託会社等の情報

委託会社名

金融商品取引業者登録番号

設立年月日

資本金

当該委託会社が運用する投資信託財産の合計純資産総額

「ファンドの運用の指図を行なう者である。」旨

(2) 受託会社に関する情報

受託会社名および「ファンドの財産の保管および管理を行なう者である。」旨

(3) 詳細情報の入手方法

詳細な情報の入手方法として、以下の事項を記載します。

委託会社のホームページアドレス、電話番号および受付時間等

請求目論見書の入手方法および投資信託約款が請求目論見書に添付されている旨

(4) 交付目論見書の使用開始日

(5) 届出の効力に関する事項

金商法第4条第1項又は第2項の規定による届出の効力に関する事項について、次に掲げるいずれかの内容を記載します。

届出をした日および当該届出の効力の発生の有無を確認する方法

届出をした日、届出が効力を生じている旨および効力発生日

(6) その他の記載事項

商品内容に関して重大な変更を行なう場合には、投資信託及び投資法人に関する法律（昭和26年法律第198号、以下「投信法」という。）に基づき事前に受益者の意向を確認する旨

投資信託の財産は受託会社において信託法に基づき分別管理されている旨

請求目論見書は投資者の請求により販売会社から交付される旨および当該請求を行なった場合にはその旨の記録をしておくべきである旨

「ご購入に際しては、本書の内容を十分にお読みください。」との趣旨を示す記載

2 交付目論見書の「投資リスク」記載箇所に金融商品取引法第37条の6の規定（いわゆるクーリング・オフ）の適用がない旨を記載します。

3 目論見書は別称として、「投資信託説明書」と称して使用することがあります。

4 目論見書は電子媒体等として使用される他、インターネット等に掲載されることがあります。

独立監査人の監査報告書

2022年 2月28日

ブラックロック・ジャパン株式会社
取締役会 御中

有限責任監査法人トーマツ

東京事務所

指定有限責任社員
業務執行社員 公認会計士 山田 信之指定有限責任社員
業務執行社員 公認会計士 中島 紀子

監査意見

当監査法人は、金融商品取引法第193条の2第1項の規定に基づく監査証明を行うため、「委託会社等の経理状況」に掲げられているブラックロック・ジャパン株式会社の2021年1月1日から2021年12月31日までの第35期事業年度の財務諸表、すなわち、貸借対照表、損益計算書、株主資本等変動計算書、重要な会計方針及びその他の注記について監査を行った。

当監査法人は、上記の財務諸表が、我が国において一般に公正妥当と認められる企業会計の基準に準拠して、ブラックロック・ジャパン株式会社の2021年12月31日現在の財政状態及び同日をもって終了する事業年度の経営成績を、全ての重要な点において適正に表示しているものと認める。

監査意見の根拠

当監査法人は、我が国において一般に公正妥当と認められる監査の基準に準拠して監査を行った。監査の基準における当監査法人の責任は、「財務諸表監査における監査人の責任」に記載されている。当監査法人は、我が国における職業倫理に関する規定に従って、会社から独立しており、また、監査人としてのその他の倫理上の責任を果たしている。当監査法人は、意見表明の基礎となる十分かつ適切な監査証拠を入手したと判断している。

財務諸表に対する経営者及び監査役の責任

経営者の責任は、我が国において一般に公正妥当と認められる企業会計の基準に準拠して財務諸表を作成し適正に表示することにある。これには、不正又は誤謬による重要な虚偽表示のない財務諸表を作成し適正に表示するために経営者が必要と判断した内部統制を整備及び運用することが含まれる。

財務諸表を作成するに当たり、経営者は、継続企業の前提に基づき財務諸表を作成することが適切であるかどうかを評価し、我が国において一般に公正妥当と認められる企業会計の基準に基づいて継続企業に関する事項を開示する必要がある場合には当該事項を開示する責任がある。

監査役の責任は、財務報告プロセスの整備及び運用における取締役の職務の執行を監視することにある。

財務諸表監査における監査人の責任

監査人の責任は、監査人が実施した監査に基づいて、全体としての財務諸表に不正又は誤謬による重要な虚偽表示がないかどうかについて合理的な保証を得て、監査報告書において独立の立場から財務諸表に対する意見を表明することにある。虚偽表示は、不正又は誤謬により発生する可能性があり、個別に又は集計すると、財務諸表の利用者の意思決定に影響を与えると合理的に見込まれる場合に、重要性があると判断される。

監査人は、我が国において一般に公正妥当と認められる監査の基準に従って、監査の過程を通じて、職業的専門家としての判断を行い、職業的懐疑心を保持して以下を実施する。

- ・ 不正又は誤謬による重要な虚偽表示リスクを識別し、評価する。また、重要な虚偽表示リスクに対応した監査手続を立案し、実施する。監査手続の選択及び適用は監査人の判断による。さらに、意見表明の基礎となる十分かつ適切な監査証拠を入手する。
- ・ 財務諸表監査の目的は、内部統制の有効性について意見表明するためのものではないが、監査人は、リスク評価の実施に際して、状況に応じた適切な監査手続を立案するために、監査に関連する内部統制を検討する。
- ・ 経営者が採用した会計方針及びその適用方法の適切性、並びに経営者によって行われた会計上の見積りの合理性及び関連する注記事項の妥当性を評価する。
- ・ 経営者が継続企業を前提として財務諸表を作成することが適切であるかどうか、また、入手した監査証拠に基づき、継続企業の前提に重要な疑義を生じさせるような事象又は状況に関して重要な不確実性が認められるかどうか結論付ける。継続企業の前提に関する重要な不確実性が認められる場合は、監査報告書において財務諸表の注記事項に注意を喚起すること、又は重要な不確実性に関する財務諸表の注記事項が適切でない場合は、財務諸表に対して除外事項付意見を表明することが求められている。監査人の結論は、監査報告書日までに入手した監査証拠に基づいているが、将来の事象や状況により、企業は継続企業として存続できなくなる可能性がある。
- ・ 財務諸表の表示及び注記事項が、我が国において一般に公正妥当と認められる企業会計の基準に準拠しているかどうかとともに、関連する注記事項を含めた財務諸表の表示、構成及び内容、並びに財務諸表が基礎となる取引や会計事象を適正に表示しているかどうかを評価する。

監査人は、監査役に対して、計画した監査の範囲とその実施時期、監査の実施過程で識別した内部統制の重要な不備を含む監査上の重要な発見事項、及び監査の基準で求められているその他の事項について報告を行う。

利害関係

会社と当監査法人又は業務執行社員との間には、公認会計士法の規定により記載すべき利害関係はない。

以 上

-
- (注) 1. 上記は、監査報告書の原本に記載された事項を電子化したものであり、その原本は当社が別途保管しております。
2. X B R L データは監査の対象には含まれていません。

独立監査人の監査報告書

2022年8月24日

ブラックロック・ジャパン株式会社
取締役会御中

P w C あらた有限責任監査法人

東京事務所

指定有限責任社員
業務執行社員 公認会計士 和田 渉

指定有限責任社員
業務執行社員 公認会計士 榊原 康太

監査意見

当監査法人は、金融商品取引法第193条の2第1項の規定に基づく監査証明を行うため、「ファンドの経理状況」に掲げられているブラックロック・アメリカ大陸ロング・ショート・ファンド（ダイワ投資一任専用）の2021年6月16日から2022年6月15日までの計算期間の財務諸表、すなわち、貸借対照表、損益及び剰余金計算書、注記表並びに附属明細表について監査を行った。

当監査法人は、上記の財務諸表が、我が国において一般に公正妥当と認められる企業会計の基準に準拠して、ブラックロック・アメリカ大陸ロング・ショート・ファンド（ダイワ投資一任専用）の2022年6月15日現在の信託財産の状態及び同日をもって終了する計算期間の損益の状況を、全ての重要な点において適正に表示しているものと認める。

監査意見の根拠

当監査法人は、我が国において一般に公正妥当と認められる監査の基準に準拠して監査を行った。監査の基準における当監査法人の責任は、「財務諸表監査における監査人の責任」に記載されている。当監査法人は、我が国における職業倫理に関する規定に従って、ブラックロック・ジャパン株式会社及びファンドから独立しており、また、監査人としてのその他の倫理上の責任を果たしている。当監査法人は、意見表明の基礎となる十分かつ適切な監査証拠を入手したと判断している。

その他の記載内容

その他の記載内容は、有価証券報告書及び有価証券届出書に含まれる情報のうち、財務諸表及びその監査報告書以外の情報である。経営者の責任は、その他の記載内容を作成し開示することにある。

当監査法人の財務諸表に対する監査意見の対象にはその他の記載内容は含まれておらず、当監査法人はその他の記載内容に対して意見を表明するものではない。

財務諸表監査における当監査法人の責任は、その他の記載内容を通読し、通読の過程において、その他の記載内容と財務諸表又は当監査法人が監査の過程で得た知識との間に重要な相違があるかどうか検討すること、また、そのような重要な相違以外にその他の記載内容に重要な誤りの兆候があるかどうか注意を払うことにある。

当監査法人は、実施した作業に基づき、その他の記載内容に重要な誤りがあると判断した場合には、その事実を報告することが求められている。

その他の記載内容に関して、当監査法人が報告すべき事項はない。

財務諸表に対する経営者の責任

経営者の責任は、我が国において一般に公正妥当と認められる企業会計の基準に準拠して財務諸表を作成し適正に表示することにある。これには、不正又は誤謬による重要な虚偽表示のない財務諸表を作成し適正に表示するために経営者が必要と判断した内部統制を整備及び運用することが含まれる。

財務諸表を作成するに当たり、経営者は、継続企業の前提に基づき財務諸表を作成することが適切であるかどうかを評価し、我が国において一般に公正妥当と認められる企業会計の基準に基づいて継続企業に関する事項を開示する必要がある場合には当該事項を開示する責任がある。

財務諸表監査における監査人の責任

監査人の責任は、監査人が実施した監査に基づいて、全体としての財務諸表に不正又は誤謬による重要な虚偽表示がないかどうかについて合理的な保証を得て、監査報告書において独立の立場から財務諸表に対する意見を表明することにある。虚偽表示は、不正又は誤謬により発生する可能性があり、個別に又は集計すると、財務諸表の利用者の意思決定に影響を与えると合理的に見込まれる場合に、重要性があると判断される。

監査人は、我が国において一般に公正妥当と認められる監査の基準に従って、監査の過程を通じて、職業的専門家としての判断を行い、職業的懐疑心を保持して以下を実施する。

- ・ 不正又は誤謬による重要な虚偽表示リスクを識別し、評価する。また、重要な虚偽表示リスクに対応した監査手続を立案し、実施する。監査手続の選択及び適用は監査人の判断による。さらに、意見表明の基礎となる十分かつ適切な監査証拠を入手する。
- ・ 財務諸表監査の目的は、内部統制の有効性について意見表明するためのものではないが、監査人は、リスク評価の実施に際して、状況に応じた適切な監査手続を立案するために、監査に関連する内部統制を検討する。
- ・ 経営者が採用した会計方針及びその適用方法の適切性、並びに経営者によって行われた会計上の見積りの合理性及び関連する注記事項の妥当性を評価する。
- ・ 経営者が継続企業を前提として財務諸表を作成することが適切であるかどうか、また、入手した監査証拠に基づき、継続企業の前提に重要な疑義を生じさせるような事象又は状況に関して重要な不確実性が認められるかどうか結論付ける。継続企業の前提に関する重要な不確実性が認められる場合は、監査報告書において財務諸表の注記事項に注意を喚起すること、又は重要な不確実性に関する財務諸表の注記事項が適切でない場合は、財務諸表に対して除外事項付意見を表明することが求められている。監査人の結論は、監査報告書日までに入手した監査証拠に基づいているが、将来の事象や状況により、ファンドは継続企業として存続できなくなる可能性がある。
- ・ 財務諸表の表示及び注記事項が、我が国において一般に公正妥当と認められる企業会計の基準に準拠しているかどうかとともに、関連する注記事項を含めた財務諸表の表示、構成及び内容、並びに財務諸表が基礎となる取引や会計事象を適正に表示しているかどうかを評価する。

監査人は、経営者に対して、計画した監査の範囲とその実施時期、監査の実施過程で識別した内部統制の重要な不備を含む監査上の重要な発見事項、及び監査の基準で求められているその他の事項について報告を行う。

利害関係

ブラックロック・ジャパン株式会社及びファンドと当監査法人又は業務執行社員との間には、公認会計士法の規定により記載すべき利害関係はない。

以 上

(注) 1. 上記の監査報告書の原本は当社が別途保管しております。

2. XBRLデータは監査の対象には含まれていません。

独立監査人の中間監査報告書

2022年8月31日

ブラックロック・ジャパン株式会社
取締役会 御中

有限責任監査法人トーマツ

東京事務所

指定有限責任社員 業務執行社員	公認会計士	山田 信之
--------------------	-------	-------

指定有限責任社員 業務執行社員	公認会計士	水野 龍也
--------------------	-------	-------

中間監査意見

当監査法人は、金融商品取引法第193条の2第1項の規定に基づく監査証明を行うため、「委託会社等の経理状況」に掲げられているブラックロック・ジャパン株式会社の2022年1月1日から2022年12月31日までの第36期事業年度の中間会計期間（2022年1月1日から2022年6月30日まで）に係る中間財務諸表、すなわち、中間貸借対照表、中間損益計算書、中間株主資本等変動計算書、重要な会計方針及びその他の注記について中間監査を行った。

当監査法人は、上記の中間財務諸表が、我が国において一般に公正妥当と認められる中間財務諸表の作成基準に準拠して、ブラックロック・ジャパン株式会社の2022年6月30日現在の財政状態及び同日をもって終了する中間会計期間（2022年1月1日から2022年6月30日まで）の経営成績に関する有用な情報を表示しているものと認める。

中間監査意見の根拠

当監査法人は、我が国において一般に公正妥当と認められる中間監査の基準に準拠して中間監査を行った。中間監査の基準における当監査法人の責任は、「中間財務諸表監査における監査人の責任」に記載されている。当監査法人は、我が国における職業倫理に関する規定に従って、会社から独立しており、また、監査人としてのその他の倫理上の責任を果たしている。当監査法人は、中間監査の意見表明の基礎となる十分かつ適切な監査証拠を入手したと判断している。

中間財務諸表に対する経営者及び監査役の責任

経営者の責任は、我が国において一般に公正妥当と認められる中間財務諸表の作成基準に準拠して中間財務諸表を作成し有用な情報を表示することにある。これには、不正又は誤謬による重要な虚偽表示のない中間財務諸表を作成し有用な情報を表示するために経営者が必要と判断した内部統制を整備及び運用することが含まれる。

中間財務諸表を作成するに当たり、経営者は、継続企業の前提に基づき中間財務諸表を作成することが適切であるかどうかを評価し、我が国において一般に公正妥当と認められる中間財務諸表の作成基準に基づいて継続企業に関する事項を開示する必要がある場合には当該事項を開示する責任がある。

監査役の責任は、財務報告プロセスの整備及び運用における取締役の職務の執行を監視することにある。

中間財務諸表監査における監査人の責任

監査人の責任は、監査人が実施した中間監査に基づいて、全体として中間財務諸表の有用な情報の表示に関して投資者の判断を損なうような重要な虚偽表示がないかどうかの合理的な保証を得て、中間監査報告書において独立の立場から中間財務諸表に対する意見を表明することにある。虚偽表示は、不正又は誤謬により発生する可能性があり、個別に又は集計すると、中間財務諸表の利用者の意思決定に影響を与えると合理的に見込まれる場合に、重要性があると判断される。

監査人は、我が国において一般に公正妥当と認められる中間監査の基準に従って、中間監査の過程を通じて、職業的専門家としての判断を行い、職業的懐疑心を保持して以下を実施する。

- ・ 不正又は誤謬による中間財務諸表の重要な虚偽表示リスクを識別し、評価する。また、重要な虚偽表示リスクに対応する中間監査手続を立案し、実施する。中間監査手続の選択及び適用は監査人の判断による。さらに、中間監査の意見表明の基礎となる十分かつ適切な監査証拠を入手する。なお、中間監査手続は、年度監査と比べて監査手続の一部が省略され、監査人の判断により、不正又は誤謬による中間財務諸表の重要な虚偽表示リスクの評価に基づいて、分析的手続等を中心とした監査手続に必要に応じて追加の監査手続が選択及び適用される。
- ・ 中間財務諸表監査の目的は、内部統制の有効性について意見表明するためのものではないが、監査人は、リスク評価の実施に際して、状況に応じた適切な中間監査手続を立案するために、中間財務諸表の作成と有用な情報の表示に関連する内部統制を検討する。
- ・ 経営者が採用した会計方針及びその適用方法並びに経営者によって行われた会計上の見積りの合理性及び関連する注記事項の妥当性を評価する。
- ・ 経営者が継続企業を前提として中間財務諸表を作成することが適切であるかどうか、また、入手した監査証拠に基づき、継続企業の前提に重要な疑義を生じさせるような事象又は状況に関して重要な不確実性が認められるかどうか結論付ける。継続企業の前提に関する重要な不確実性が認められる場合は、中間監査報告書において中間財務諸表の注記事項に注意を喚起すること、又は重要な不確実性に関する中間財務諸表の注記事項が適切でない場合は、中間財務諸表に対して除外事項付意見を表明することが求められている。監査人の結論は、中間監査報告書日までに入手した監査証拠に基づいているが、将来の事象や状況により、企業は継続企業として存続できなくなる可能性がある。
- ・ 中間財務諸表の表示及び注記事項が、我が国において一般に公正妥当と認められる中間財務諸表の作成基準に準拠しているかどうかとともに、関連する注記事項を含めた中間財務諸表の表示、構成及び内容、並びに中間財務諸表が基礎となる取引や会計事象に関して有用な情報を表示しているかどうかを評価する。

監査人は、監査役に対して、計画した中間監査の範囲とその実施時期、中間監査の実施過程で識別した内部統制の重要な不備を含む中間監査上の重要な発見事項、及び中間監査の基準で求められているその他の事項について報告を行う。

利害関係

会社と当監査法人又は業務執行社員との間には、公認会計士法の規定により記載すべき利害関係はない。

以 上

(注) 1. 上記は、中間監査報告書の原本に記載された事項を電子化したものであり、その原本は当社が別途保管しております。

2. X B R L データは中間監査の対象には含まれていません。

独立監査人の中間監査報告書

2023年2月17日

ブラックロック・ジャパン株式会社
取締役会 御中

PwCあらた有限責任監査法人

東京事務所

指定有限責任社員
業務執行社員

公認会計士

鶴田 光夫

指定有限責任社員
業務執行社員

公認会計士

榊原 康太

中間監査意見

当監査法人は、金融商品取引法第193条の2第1項の規定に基づく監査証明を行うため、「ファンドの経理状況」に掲げられているブラックロック・アメリカ大陸ロング・ショート・ファンド（ダイワ投資一任専用）の2022年6月16日から2022年12月15日までの中間計算期間の中間財務諸表、すなわち、中間貸借対照表、中間損益及び剰余金計算書並びに中間注記表について中間監査を行った。

当監査法人は、上記の中間財務諸表が、我が国において一般に公正妥当と認められる中間財務諸表の作成基準に準拠して、ブラックロック・アメリカ大陸ロング・ショート・ファンド（ダイワ投資一任専用）の2022年12月15日現在の信託財産の状態及び同日をもって終了する中間計算期間（2022年6月16日から2022年12月15日まで）の損益の状況に関する有用な情報を表示しているものと認める。

中間監査意見の根拠

当監査法人は、我が国において一般に公正妥当と認められる中間監査の基準に準拠して中間監査を行った。中間監査の基準における当監査法人の責任は、「中間財務諸表監査における監査人の責任」に記載されている。当監査法人は、我が国における職業倫理に関する規定に従って、ブラックロック・ジャパン株式会社及びファンドから独立しており、また、監査人としてのその他の倫理上の責任を果たしている。当監査法人は、中間監査の意見表明の基礎となる十分かつ適切な監査証拠を入手したと判断している。

中間財務諸表に対する経営者の責任

経営者の責任は、我が国において一般に公正妥当と認められる中間財務諸表の作成基準に準拠して中間財務諸表を作成し有用な情報を表示することにある。これには、不正又は誤謬による重要な虚偽表示のない中間財務諸表を作成し有用な情報を表示するために経営者が必要と判断した内部統制を整備及び運用することが含まれる。

中間財務諸表を作成するに当たり、経営者は、継続企業の前提に基づき中間財務諸表を作成することが適切であるかどうかを評価し、我が国において一般に公正妥当と認められる中間財務諸表の作成基準に基づいて継続企業に関する事項を開示する必要がある場合には当該事項を開示する責任がある。

中間財務諸表監査における監査人の責任

監査人の責任は、監査人が実施した中間監査に基づいて、全体として中間財務諸表の有用な情報の表示に関して投資者の判断を損なうような重要な虚偽表示がないかどうかの合理的な保証を得て、中間監査報告書において独立の立場から中間財務諸表に対する意見を表明することにある。虚偽表示は、不正又は誤謬により発生する可能性があり、個別に又は集計すると、中間財務諸表の利用者の意思決定に影響を与えると合理的に見込まれる場合に、重要性があると判断される。

監査人は、我が国において一般に公正妥当と認められる中間監査の基準に従って、中間監査の過程を通じて、職業的専門家としての判断を行い、職業的懐疑心を保持して以下を実施する。

- ・ 不正又は誤謬による中間財務諸表の重要な虚偽表示リスクを識別し、評価する。また、重要な虚偽表示リスクに対応する中間監査手続を立案し、実施する。中間監査手続の選択及び適用は監査人の判断による。さらに、中間監査の意見表明の基礎となる十分かつ適切な監査証拠を入手する。なお、中間監査手続は、年度監査と比べて監査手続の一部が省略され、監査人の判断により、不正又は誤謬による中間財務諸表の重要な虚偽表示リスクの評価に基づいて、分析的手続等を中心とした監査手続に必要な応じて追加の監査手続が選択及び適用される。
- ・ 中間財務諸表監査の目的は、内部統制の有効性について意見表明するためのものではないが、監査人は、リスク評価の実施に際して、状況に応じた適切な中間監査手続を立案するために、中間財務諸表の作成と有用な情報の表示に関連する内部統制を検討する。
- ・ 経営者が採用した会計方針及びその適用方法並びに経営者によって行われた会計上の見積りの合理性及び関連する注記事項の妥当性を評価する。
- ・ 経営者が継続企業を前提として中間財務諸表を作成することが適切であるかどうか、また、入手した監査証拠に基づき、継続企業の前提に重要な疑義を生じさせるような事象又は状況に関して重要な不確実性が認められるかどうか結論付ける。継続企業の前提に関する重要な不確実性が認められる場合は、中間監査報告書において中間財務諸表の注記事項に注意を喚起すること、又は重要な不確実性に関する中間財務諸表の注記事項が適切でない場合は、中間財務諸表に対して除外事項付意見を表明することが求められている。監査人の結論は、中間監査報告書日までに入手した監査証拠に基づいているが、将来の事象や状況により、ファンドは継続企業として存続できなくなる可能性がある。
- ・ 中間財務諸表の表示及び注記事項が、我が国において一般に公正妥当と認められる中間財務諸表の作成基準に準拠しているかどうかとともに、関連する注記事項を含めた中間財務諸表の表示、構成及び内容、並びに中間財務諸表が基礎となる取引や会計事象に関して有用な情報を表示しているかどうかを評価する。

監査人は、経営者に対して、計画した中間監査の範囲とその実施時期、中間監査の実施過程で識別した内部統制の重要な不備を含む中間監査上の重要な発見事項、及び中間監査の基準で求められているその他の事項について報告を行う。

利害関係

ブラックロック・ジャパン株式会社及びファンドと当監査法人又は業務執行社員との間には、公認会計士法の規定により記載すべき利害関係はない。

以 上

(注) 1. 上記の中間監査報告書の原本は当社が別途保管しております。

2. XBRLデータは中間監査の対象には含まれていません。